

ANNUAL STATEMENT

OF THE

GENERAL RE LIFE CORPORATION

OF

STAMFORD IN THE STATE OF CT

**TO THE INSURANCE DEPARTMENT
OF THE STATE OF**

For the Year Ended
December 31, 2024

2024



ANNUAL STATEMENT

For the Year Ended December 31, 2024
OF THE CONDITION AND AFFAIRS OF THE

GENERAL RE LIFE CORPORATION

NAIC Group Code <u>0031</u> <u>0031</u> <small>(Current Period) (Prior Period)</small>	NAIC Company Code <u>86258</u>	Employer's ID Number <u>13-2572994</u>
Organized under the Laws of <u>CONNECTICUT</u>	State of Domicile or Port of Entry <u>CONNECTICUT</u> Incorporated <u>JUNE 1, 1967</u>	Country of Domicile <u>UNITED STATES</u> Commenced Business <u>AUGUST 1, 1967</u>
Statutory Home Office	<u>400 ATLANTIC STREET</u> <small>(Street and Number)</small>	<u>STAMFORD, CT USA 06901</u> <small>(City or Town, State Country and Zip Code)</small>
Main Administrative Office	<u>400 ATLANTIC STREET</u> <small>(Street and Number)</small> <u>STAMFORD, CT USA 06901</u> <small>(City or Town, State Country and Zip Code)</small>	<u>203-352-3000</u> <small>(Area Code) (Telephone Number)</small>
Mail Address	<u>400 ATLANTIC STREET</u> <small>(Street and Number or P. O. Box)</small>	<u>STAMFORD, CT USA 06901</u> <small>(City or Town, State Country and Zip Code)</small>
Primary Location of Books and Records	<u>400 ATLANTIC STREET</u> <small>(Street and Number)</small> <u>STAMFORD, CT USA 06901</u> <small>(City or Town, State Country and Zip Code)</small>	<u>203-352-3000</u> <small>(Area Code) (Telephone Number)</small>
Internet Website Address	<u>WWW.GENRE.COM</u>	
Statutory Statement Contact	<u>KEVIN SEIDLER</u> <small>(Name)</small> <u>Kevin.seidler@genre.com</u> <small>(E-Mail Address)</small>	<u>203-328-5179</u> <small>(Area Code) (Telephone Number) (Extension)</small> <u>203-328-5061</u> <small>(Fax Number)</small>

OFFICERS

KALUTANTRIGE DAMITHA HARINDRA CHANDRASENA
CHRISTOPHER ROBERT BELLO
EDWARD MICHAEL NOSENZO
ERIC SCOTT SCHWARTZ

President and Chief Executive Officer
Senior Vice President, General Counsel and Secretary
Vice President and Treasurer
Vice President and Appointed Actuary

DIRECTORS

KALUTANTRIGE DAMITHA HARINDRA CHANDRASENA

MICHAEL JAMES LAWLER

EDWARD MICHAEL NOSENZO

State of.....CONNECTICUT
County of.....FAIRFIELD

The officers of this reporting entity, being duly sworn, each depose and say that they are the described officers of the said reporting entity, and that on the reporting period stated above, all of the herein described assets were the absolute property of the said reporting entity free and clear from any liens or claims thereon, except as herein stated, and that this statement together with related exhibits, schedules and explanations therein contained, annexed or referred to is a full and true statement of all the assets and liabilities and of the condition and affairs of the said reporting entity as of the reporting period stated above, and of its income and deductions therefrom for the period ended, and have been completed in accordance with the NAIC Annual Statement Instructions and Accounting Practices and Procedures Manual except to the extent that: (1) state law may differ; or, (2) that state rules or regulations require differences in reporting not related to accounting practices and procedures, according to the best of their information, knowledge and belief, respectively. Furthermore, the scope of this attestation by the described officers also includes the related corresponding electronic filing with the NAIC, when required, that is an exact copy of the enclosed statement (except for formatting differences due to electronic filing). The electronic filing may be requested by various regulators in lieu of or in addition to the enclosed statement.


KALUTANTRIGE DAMITHA HARINDRA CHANDRASENA
President and Chief Executive Officer

CHRISTOPHER ROBERT BELLO
Senior Vice President, General Counsel & Secretary

EDWARD MICHAEL NOSENZO
Vice President and Treasurer

Subscribed and sworn to before me this
18th day of February 2025

Phyllis A. Casarella-Fischetti, Notary Public
My Commission Expires April 30, 2026



- a. Is this an original filing? Yes [X] No []
b. If no,
1. State the amendment number _____
2. Date filed _____
3. Number of pages attached _____

ANNUAL STATEMENT FOR THE YEAR 2024 OF THE General Re Life Corporation

ASSETS

	Current Year			Prior Year
	1 Assets	2 Nonadmitted Assets	3 Net Admitted Assets (Cols. 1 - 2)	4 Net Admitted Assets
1. Bonds (Schedule D)	235,194,285		235,194,285	522,402,495
2. Stocks (Schedule D):				
2.1 Preferred stocks			0	0
2.2 Common stocks	19,595,868		19,595,868	19,208,644
3. Mortgage loans on real estate (Schedule B):				
3.1 First liens			0	0
3.2 Other than first liens.....			0	0
4. Real estate (Schedule A):				
4.1 Properties occupied by the company (less \$ encumbrances)			0	0
4.2 Properties held for the production of income (less \$ encumbrances)			0	0
4.3 Properties held for sale (less \$ encumbrances)			0	0
5. Cash (\$206,710,299 , Schedule E - Part 1), cash equivalents (\$147,279,611 , Schedule E - Part 2) and short-term investments (\$2,315,844,649 , Schedule DA)	2,669,834,559		2,669,834,559	3,438,962,075
6. Contract loans (including \$ premium notes)	91,631		91,631	80,687
7. Derivatives (Schedule DB)			0	0
8. Other invested assets (Schedule BA)	707,249,438		707,249,438	714,291,331
9. Receivables for securities	230,000		230,000	0
10. Securities lending reinvested collateral assets (Schedule DL)			0	0
11. Aggregate write-ins for invested assets	0	0	0	0
12. Subtotals, cash and invested assets (Lines 1 to 11)	3,632,195,781	0	3,632,195,781	4,694,945,232
13. Title plants less \$ charged off (for Title insurers only)			0	0
14. Investment income due and accrued	13,548,361	27,656	13,520,705	14,100,938
15. Premiums and considerations:				
15.1 Uncollected premiums and agents' balances in the course of collection.....	272,188,855	1,903,743	270,285,112	277,651,369
15.2 Deferred premiums, agents' balances and installments booked but deferred and not yet due (including \$ earned but unbilled premiums)			0	0
15.3 Accrued retrospective premiums (\$) and contracts subject to redetermination (\$)			0	0
16. Reinsurance:				
16.1 Amounts recoverable from reinsurers	2,806,659		2,806,659	1,829,293
16.2 Funds held by or deposited with reinsured companies	190,200,070		190,200,070	285,220,402
16.3 Other amounts receivable under reinsurance contracts	16,088,336		16,088,336	14,634,415
17. Amounts receivable relating to uninsured plans			0	0
18.1 Current federal and foreign income tax recoverable and interest thereon			0	0
18.2 Net deferred tax asset	73,151,944	36,960,025	36,191,919	16,321,180
19. Guaranty funds receivable or on deposit			0	0
20. Electronic data processing equipment and software	1,115,313	1,115,313	0	0
21. Furniture and equipment, including health care delivery assets (\$)			0	0
22. Net adjustment in assets and liabilities due to foreign exchange rates	381,557		381,557	314,450
23. Receivables from parent, subsidiaries and affiliates	1,566,921		1,566,921	1,593,912
24. Health care (\$) and other amounts receivable			0	0
25. Aggregate write-ins for other-than-invested assets	21,676,946	6,115,992	15,560,954	21,043,923
26. Total assets excluding Separate Accounts, Segregated Accounts and Protected Cell Accounts (Lines 12 to 25)	4,224,920,743	46,122,729	4,178,798,014	5,327,655,114
27. From Separate Accounts, Segregated Accounts and Protected Cell Accounts			0	0
28. Total (Lines 26 and 27)	4,224,920,743	46,122,729	4,178,798,014	5,327,655,114
DETAILS OF WRITE-INS				
1101.				
1102.				
1103.				
1198. Summary of remaining write-ins for Line 11 from overflow page	0	0	0	0
1199. Totals (Lines 1101 through 1103 plus 1198)(Line 11 above)	0	0	0	0
2501. Working Funds	3,286,028		3,286,028	3,215,608
2502. Other Receivables	18,390,918	6,115,992	12,274,926	17,828,315
2503.			0	
2598. Summary of remaining write-ins for Line 25 from overflow page	0	0	0	0
2599. Totals (Lines 2501 through 2503 plus 2598)(Line 25 above)	21,676,946	6,115,992	15,560,954	21,043,923

ANNUAL STATEMENT FOR THE YEAR 2024 OF THE General Re Life Corporation

LIABILITIES, SURPLUS AND OTHER FUNDS

	1 Current Year	2 Prior Year
1. Aggregate reserve for life contracts \$ 1,454,916,748 (Exh. 5, Line 9999999) less \$ included in Line 6.3 (including \$ 5,417,432 Modco Reserve)	1,454,916,751	1,436,864,589
2. Aggregate reserve for accident and health contracts (including \$ 0 Modco Reserve)	600,567,312	585,480,194
3. Liability for deposit-type contracts (Exhibit 7, Line 14, Col. 1) (including \$ Modco Reserve)	814,806	837,960
4. Contract claims:		
4.1 Life (Exhibit 8, Part 1, Line 4.4, Col. 1 less Col. 6)	489,297,552	405,346,955
4.2 Accident and health (Exhibit 8, Part 1, Line 4.4, Col. 6)	141,991,398	228,170,875
5. Policyholders' dividends/refunds to members \$ and coupons \$ due and unpaid (Exhibit 4, Line 10)	0	0
6. Provision for policyholders' dividends, refunds to members and coupons payable in following calendar year - estimated amounts:		
6.1 Policyholders' dividends and refunds to members apportioned for payment (including \$ Modco)		
6.2 Policyholders' dividends and refunds to members not yet apportioned (including \$ Modco) ...		
6.3 Coupons and similar benefits (including \$ Modco)		
7. Amount provisionally held for deferred dividend policies not included in Line 6		
8. Premiums and annuity considerations for life and accident and health contracts received in advance less \$ discount; including \$0 accident and health premiums (Exhibit 1, Part 1, Col. 1, sum of lines 4 and 14)	0	0
9. Contract liabilities not included elsewhere:		
9.1 Surrender values on canceled contracts		
9.2 Provision for experience rating refunds, including the liability of \$ accident and health experience rating refunds of which \$0 is for medical loss ratio rebate per the Public Health Service Act	6,117,243	8,291,125
9.3 Other amounts payable on reinsurance, including \$8,047,709 assumed and \$627,217 ceded	8,674,926	8,832,596
9.4 Interest maintenance reserve (IMR, Line 6)	491,921	708,353
10. Commissions to agents due or accrued-life and annuity contracts \$ accident and health \$ and deposit-type contract funds \$		
11. Commissions and expense allowances payable on reinsurance assumed	28,360,362	27,767,794
12. General expenses due or accrued (Exhibit 2, Line 12, Col. 7)	14,068,106	13,823,582
13. Transfers to Separate Accounts due or accrued (net) (including \$ accrued for expense allowances recognized in reserves, net of reinsured allowances)		
14. Taxes, licenses and fees due or accrued, excluding federal income taxes (Exhibit 3, Line 9, Col. 6)	79,933	306,875
15.1 Current federal and foreign income taxes, including \$ on realized capital gains (losses)	19,551,381	32,851,732
15.2 Net deferred tax liability		
16. Unearned investment income		
17. Amounts withheld or retained by reporting entity as agent or trustee		
18. Amounts held for agents' account, including \$ agents' credit balances		
19. Remittances and items not allocated	61,849,929	55,913,355
20. Net adjustment in assets and liabilities due to foreign exchange rates		
21. Liability for benefits for employees and agents if not included above		
22. Borrowed money \$ and interest thereon \$		
23. Dividends to stockholders declared and unpaid		
24. Miscellaneous liabilities:		
24.01 Asset valuation reserve (AVR, Line 16, Col. 7)	3,458,835	3,391,645
24.02 Reinsurance in unauthorized and certified (\$0) companies	18,593	3,323,727
24.03 Funds held under reinsurance treaties with unauthorized and certified (\$) reinsurers		
24.04 Payable to parent, subsidiaries and affiliates	443,477	
24.05 Drafts outstanding		
24.06 Liability for amounts held under uninsured plans		
24.07 Funds held under coinsurance		1,182,121,475
24.08 Derivatives	0	0
24.09 Payable for securities	87,563	
24.10 Payable for securities lending		
24.11 Capital notes \$ and interest thereon \$		
25. Aggregate write-ins for liabilities	1,921,352	2,333,547
26. Total liabilities excluding Separate Accounts business (Lines 1 to 25)	2,832,711,440	3,996,366,379
27. From Separate Accounts Statement		
28. Total liabilities (Lines 26 and 27)	2,832,711,440	3,996,366,379
29. Common capital stock	108,750,000	108,750,000
30. Preferred capital stock		
31. Aggregate write-ins for other-than-special surplus funds	0	0
32. Surplus notes		
33. Gross paid in and contributed surplus (Page 3, Line 33, Col. 2 plus Page 4, Line 51.1, Col. 1)	1,086,429,507	1,086,429,507
34. Aggregate write-ins for special surplus funds	0	0
35. Unassigned funds (surplus)	150,907,067	136,109,228
36. Less treasury stock, at cost:		
36.1 shares common (value included in Line 29 \$)		
36.2 shares preferred (value included in Line 30 \$)		
37. Surplus (Total Lines 31+32+33+34+35-36) (including \$ in Separate Accounts Statement)	1,237,336,574	1,222,538,735
38. Totals of Lines 29, 30 and 37 (Page 4, Line 55)	1,346,086,574	1,331,288,735
39. Totals of Lines 28 and 38 (Page 2, Line 28, Col. 3)	4,178,798,014	5,327,655,114
DETAILS OF WRITE-INS		
2501. Other Liabilities	1,921,352	2,333,547
2502.		
2503.		
2598. Summary of remaining write-ins for Line 25 from overflow page	0	0
2599. Totals (Lines 2501 through 2503 plus 2598)(Line 25 above)	1,921,352	2,333,547
3101.		
3102.		
3103.		
3198. Summary of remaining write-ins for Line 31 from overflow page	0	0
3199. Totals (Lines 3101 through 3103 plus 3198)(Line 31 above)	0	0
3401.		
3402.		
3403.		
3498. Summary of remaining write-ins for Line 34 from overflow page	0	0
3499. Totals (Lines 3401 through 3403 plus 3498)(Line 34 above)	0	0

SUMMARY OF OPERATIONS

	1 Current Year	2 Prior Year
1. Premiums and annuity considerations for life and accident and health contracts	1,320,859,439	1,183,044,193
2. Considerations for supplementary contracts with life contingencies	0	0
3. Net investment income (Exhibit of Net Investment Income, Line 17)	199,228,346	200,854,837
4. Amortization of Interest Maintenance Reserve (IMR, Line 5)	(8,297,827)	(5,120,051)
5. Separate Accounts net gain from operations excluding unrealized gains or losses	0	0
6. Commissions and expense allowances on reinsurance ceded (Exhibit 1, Part 2, Line 26.1, Col. 1)	27,227,079	29,470,395
7. Reserve adjustments on reinsurance ceded	(189,091)	(491,613)
8. Miscellaneous Income:		
8.1 Income from fees associated with investment management, administration and contract guarantees from Separate Accounts	0	0
8.2 Charges and fees for deposit-type contracts	0	0
8.3 Aggregate write-ins for miscellaneous income	13,752,178	7,380,774
9. Total (Lines 1 to 8.3)	1,552,580,124	1,415,138,535
10. Death benefits	875,275,641	581,407,422
11. Matured endowments (excluding guaranteed annual pure endowments)	97,890	88,658
12. Annuity benefits (Exhibit 8, Part 2, Line 6.4, Cols. 4 + 5 minus Analysis of Operations Summary, Line 18, Col. 1)	39,538	21,667
13. Disability benefits and benefits under accident and health contracts	150,574,023	267,409,699
14. Coupons, guaranteed annual pure endowments and similar benefits	0	0
15. Surrender benefits and withdrawals for life contracts	395,495	439,525
16. Group conversions	0	0
17. Interest and adjustments on contract or deposit-type contract funds	5,391,304	968,334
18. Payments on supplementary contracts with life contingencies	7,797	8,203
19. Increase in aggregate reserves for life and accident and health contracts	75,584,959	(103,429,095)
20. Totals (Lines 10 to 19)	1,107,366,647	746,914,413
21. Commissions on premiums, annuity considerations, and deposit-type contract funds (direct business only) (Exhibit 1, Part 2, Line 31, Col. 1)	0	0
22. Commissions and expense allowances on reinsurance assumed (Exhibit 1, Part 2, Line 26.2, Col. 1)	114,438,977	116,653,456
23. General insurance expenses and fraternal expenses (Exhibit 2, Line 10, Columns 1, 2, 3, 4 and 6)	69,971,444	71,882,540
24. Insurance taxes, licenses and fees, excluding federal income taxes (Exhibit 3, Line 7, Cols. 1 + 2 + 3 + 5)	209,182	550,573
25. Increase in loading on deferred and uncollected premiums	0	0
26. Net transfers to or (from) Separate Accounts net of reinsurance	0	0
27. Aggregate write-ins for deductions	26,641,897	64,931,201
28. Totals (Lines 20 to 27)	1,318,628,147	1,000,932,183
29. Net gain from operations before dividends to policyholders, refunds to members and federal income taxes (Line 9 minus Line 28)	233,951,977	414,206,352
30. Dividends to policyholders and refunds to members	0	0
31. Net gain from operations after dividends to policyholders, refunds to members and before federal income taxes (Line 29 minus Line 30)	233,951,977	414,206,352
32. Federal and foreign income taxes incurred (excluding tax on capital gains)	43,680,993	67,848,243
33. Net gain from operations after dividends to policyholders, refunds to members and federal income taxes and before realized capital gains or (losses) (Line 31 minus Line 32)	190,270,984	346,358,109
34. Net realized capital gains (losses) (excluding gains (losses) transferred to the IMR) less capital gains tax of \$ 65,600,233 (excluding taxes of \$ 2,263,284 transferred to the IMR)	(59,921,921)	(7,103,165)
35. Net income (Line 33 plus Line 34)	130,349,063	339,254,944
CAPITAL AND SURPLUS ACCOUNT		
36. Capital and surplus, December 31, prior year (Page 3, Line 38, Col. 2)	1,331,288,735	995,615,415
37. Net income (Line 35)	130,349,063	339,254,944
38. Change in net unrealized capital gains (losses) less capital gains tax of \$	387,223	327,736
39. Change in net unrealized foreign exchange capital gain (loss)	(2,924,081)	11,081,264
40. Change in net deferred income tax	56,053,476	(11,881,884)
41. Change in nonadmitted assets	(36,305,787)	192,822
42. Change in liability for reinsurance in unauthorized and certified companies	3,305,134	(3,257,612)
43. Change in reserve on account of change in valuation basis (increase) or decrease	0	0
44. Change in asset valuation reserve	(67,189)	(43,950)
45. Change in treasury stock (Page 3, Lines 36.1 and 36.2, Col. 2 minus Col. 1)	0	0
46. Surplus (contributed to) withdrawn from Separate Accounts during period	0	0
47. Other changes in surplus in Separate Accounts Statement	0	0
48. Change in surplus notes	0	0
49. Cumulative effect of changes in accounting principles	0	0
50. Capital changes:		
50.1 Paid in	0	0
50.2 Transferred from surplus (Stock Dividend)	0	0
50.3 Transferred to surplus	0	0
51. Surplus adjustment:		
51.1 Paid in	0	0
51.2 Transferred to capital (Stock Dividend)	0	0
51.3 Transferred from capital	0	0
51.4 Change in surplus as a result of reinsurance	0	0
52. Dividends to stockholders	(136,000,000)	0
53. Aggregate write-ins for gains and losses in surplus	0	0
54. Net change in capital and surplus for the year (Lines 37 through 53)	14,797,839	335,673,320
55. Capital and surplus, December 31, current year (Lines 36 + 54) (Page 3, Line 38)	1,346,086,574	1,331,288,735
DETAILS OF WRITE-INS		
08.301. Fee Income	(26,042)	(17,960)
08.302. Modco Income	456,648	359,310
08.303. Misc.	3,638,695	956,389
08.398. Summary of remaining write-ins for Line 8.3 from overflow page	9,682,877	6,083,035
08.399. Totals (Lines 08.301 through 08.303 plus 08.398)(Line 8.3 above)	13,752,178	7,380,774
2701. Funds held interest expense	24,085,507	61,734,440
2702. Experience refunds	6,094,368	1,514,806
2703. Misc. exp.	(3,537,978)	1,681,955
2798. Summary of remaining write-ins for Line 27 from overflow page	0	0
2799. Totals (Lines 2701 through 2703 plus 2798)(Line 27 above)	26,641,897	64,931,201
5301.	0	0
5302.	0	0
5303.	0	0
5398. Summary of remaining write-ins for Line 53 from overflow page	0	0
5399. Totals (Lines 5301 through 5303 plus 5398)(Line 53 above)	0	0

ANNUAL STATEMENT FOR THE YEAR 2024 OF THE General Re Life Corporation

CASH FLOW

	1	2
	Current Year	Prior Year
Cash from Operations		
1. Premiums collected net of reinsurance	1,326,350,244	1,282,528,207
2. Net investment income	200,708,546	204,704,278
3. Miscellaneous income	40,979,257	23,180,463
4. Total (Lines 1 through 3)	1,568,038,047	1,510,412,948
5. Benefit and loss related payments	982,760,042	1,128,047,038
6. Net transfers to Separate Accounts, Segregated Accounts and Protected Cell Accounts	0	0
7. Commissions, expenses paid and aggregate write-ins for deductions	212,825,232	198,852,312
8. Dividends paid to policyholders	0	0
9. Federal and foreign income taxes paid (recovered) net of \$ tax on capital gains (losses)	125,622,149	33,842,744
10. Total (Lines 5 through 9)	1,321,207,423	1,360,742,094
11. Net cash from operations (Line 4 minus Line 10)	246,830,624	149,670,854
Cash from Investments		
12. Proceeds from investments sold, matured or repaid:		
12.1 Bonds	455,132,337	61,341,607
12.2 Stocks	0	0
12.3 Mortgage loans	0	0
12.4 Real estate	0	0
12.5 Other invested assets	0	20,303,942
12.6 Net gains or (losses) on cash, cash equivalents and short-term investments	(59,857)	0
12.7 Miscellaneous proceeds	87,563	0
12.8 Total investment proceeds (Lines 12.1 to 12.7)	455,160,043	81,645,549
13. Cost of investments acquired (long-term only):		
13.1 Bonds	178,047,217	84,896,713
13.2 Stocks	0	0
13.3 Mortgage loans	0	0
13.4 Real estate	0	0
13.5 Other invested assets	0	0
13.6 Miscellaneous applications	230,000	0
13.7 Total investments acquired (Lines 13.1 to 13.6)	178,277,217	84,896,713
14. Net increase/(decrease) in contract loans and premium notes	10,944	(3,300)
15. Net cash from investments (Line 12.8 minus Line 13.7 minus Line 14)	276,871,882	(3,247,864)
Cash from Financing and Miscellaneous Sources		
16. Cash provided (applied):		
16.1 Surplus notes, capital notes	0	0
16.2 Capital and paid in surplus, less treasury stock	0	0
16.3 Borrowed funds	0	0
16.4 Net deposits on deposit-type contracts and other insurance liabilities	(23,154)	(33,111)
16.5 Dividends to stockholders	136,000,000	0
16.6 Other cash provided (applied)	(1,156,806,869)	36,791,523
17. Net cash from financing and miscellaneous sources (Lines 16.1 to 16.4 minus Line 16.5 plus Line 16.6)	(1,292,830,023)	36,758,412
RECONCILIATION OF CASH, CASH EQUIVALENTS AND SHORT-TERM INVESTMENTS		
18. Net change in cash, cash equivalents and short-term investments (Line 11, plus Lines 15 and 17)	(769,127,517)	183,181,402
19. Cash, cash equivalents and short-term investments:		
19.1 Beginning of year	3,438,962,071	3,255,780,669
19.2 End of year (Line 18 plus Line 19.1)	2,669,834,554	3,438,962,071

Note: Supplemental disclosures of cash flow information for non-cash transactions:

--	--	--

ANNUAL STATEMENT FOR THE YEAR 2024 OF THE General Re Life Corporation
ANALYSIS OF OPERATIONS BY LINES OF BUSINESS - SUMMARY

	1	2	3	4	5	6	7	8	9
	Total	Individual Life	Group Life	Individual Annuities	Group Annuities	Accident and Health	Fraternal	Other Lines of Business	YRT Mortality Risk Only
1. Premiums and annuity considerations for life and accident and health contracts	1,320,859,439	242,206,128	56,962,225	12,861		337,330,553			684,347,672
2. Considerations for supplementary contracts with life contingencies	0	XXX	XXX			XXX	XXX		XXX
3. Net investment income	199,228,345	37,476,544	4,272,757	0		58,725,904			98,753,140
4. Amortization of Interest Maintenance Reserve (IMR)	(8,297,828)	(1,560,892)	(177,960)	0		(2,445,924)			(4,113,052)
5. Separate Accounts net gain from operations excluding unrealized gains or losses	0	0	0	0		0	XXX		0
6. Commissions and expense allowances on reinsurance ceded	27,227,079	0	0	0		13,527,025	XXX	0	13,700,054
7. Reserve adjustments on reinsurance ceded	(189,091)	71,900	0	0		0	XXX		(260,991)
8. Miscellaneous Income:									
8.1 Income from fees associated with investment management, administration and contract guarantees from Separate Accounts	0	0	0	0		0	XXX		0
8.2 Charges and fees for deposit-type contracts	0	0	0	0		XXX	XXX		0
8.3 Aggregate write-ins for miscellaneous income	13,752,180	(95,789)	263,827	0	0	13,584,142	0	0	0
9. Totals (Lines 1 to 8.3)	1,552,580,124	278,097,891	61,320,849	12,861	0	420,721,700	0	0	792,426,823
10. Death benefits	875,275,640	178,715,928	41,359,282	0		XXX	XXX		655,200,430
11. Matured endowments (excluding guaranteed annual pure endowments)	97,890	97,890	0	0		XXX	XXX		0
12. Annuity benefits	39,538	XXX	XXX	39,538		XXX	XXX		XXX
13. Disability benefits and benefits under accident and health contracts	150,574,023	173,177	0	0		150,021,104	XXX		379,742
14. Coupons, guaranteed annual pure endowments and similar benefits	0	0	0	0		0	XXX		0
15. Surrender benefits and withdrawals for life contracts	395,495	337,283	0	58,212		XXX	XXX		0
16. Group conversions	0	0	0	0		0	XXX		0
17. Interest and adjustments on contract or deposit-type contract funds	5,391,305	211,530	24,550	0		579	XXX		5,154,646
18. Payments on supplementary contracts with life contingencies	7,797	7,797	0	0		XXX	XXX		0
19. Increase in aggregate reserves for life and accident and health contracts	75,584,959	93,432,036	(948,367)	(27,698)		37,519,117	XXX		(54,390,129)
20. Totals (Lines 10 to 19)	1,107,366,647	272,975,641	40,435,465	70,052	0	187,540,800	XXX	0	606,344,689
21. Commissions on premiums, annuity considerations and deposit-type contract funds (direct business only)	0	0	0	0		0	0		XXX
22. Commissions and expense allowances on reinsurance assumed	114,438,977	38,217,992	6,020,895	0		62,586,879	XXX	0	7,613,211
23. General insurance expenses and fraternal expenses	69,971,444	0	2,831,984	0		19,327,708			47,811,752
24. Insurance taxes, licenses and fees, excluding federal income taxes	209,182	38,358	9,021	2		53,422			108,379
25. Increase in loading on deferred and uncollected premiums	0	0	0	0		0	XXX		0
26. Net transfers to or (from) Separate Accounts net of reinsurance	0	0	0	0		0	XXX		0
27. Aggregate write-ins for deductions	26,641,896	(133,815)	5,899,272	0	0	24,448,733	0	0	(3,572,294)
28. Totals (Lines 20 to 27)	1,318,628,146	311,098,176	55,196,637	70,054	0	293,957,542	0	0	658,305,737
29. Net gain from operations before dividends to policyholders, refunds to members and federal income taxes (Line 9 minus Line 28)	233,951,978	(33,000,285)	6,124,212	(57,193)	0	126,764,158	0	0	134,121,086
30. Dividends to policyholders and refunds to members	0	0	0	0		0	XXX		0
31. Net gain from operations after dividends to policyholders, refunds to members and before federal income taxes (Line 29 minus Line 30)	233,951,978	(33,000,285)	6,124,212	(57,193)	0	126,764,158	0	0	134,121,086
32. Federal income taxes incurred (excluding tax on capital gains)	43,680,993	(6,138,354)	1,141,961	(10,665)		23,678,950			25,009,101
33. Net gain from operations after dividends to policyholders, refunds to members and federal income taxes and before realized capital gains or (losses) (Line 31 minus Line 32)	190,270,985	(26,861,931)	4,982,251	(46,528)	0	103,085,208	0	0	109,111,985
34. Policies/certificates in force end of year	0	0	0	0		0	XXX		0
DETAILS OF WRITE-INS									
08.301. ModCo Adjustment	194,080	(69,747)	263,827	0	0	0			
08.302. Fee income	(26,042)	(26,042)	0	0		0			
08.303. Misc Income	4,041,757	0	0	0		4,041,757			
08.398. Summary of remaining write-ins for Line 8.3 from overflow page	9,542,385	0	0	0		9,542,385	0	0	0
08.399. Totals (Lines 08.301 through 08.303 plus 08.398) (Line 8.3 above)	13,752,180	(95,789)	263,827	0	0	13,584,142	0	0	0
2701. Experience Refund	6,094,370	0	5,899,272	0		363,226			(168,128)
2702. -	(3,537,981)	(133,815)							(3,404,166)
2703. Funds held interest expense	24,085,507					24,085,507			
2798. Summary of remaining write-ins for Line 27 from overflow page	0	0	0	0		0	0	0	0
2799. Totals (Lines 2701 through 2703 plus 2798) (Line 27 above)	26,641,896	(133,815)	5,899,272	0	0	24,448,733	0	0	(3,572,294)

ANNUAL STATEMENT FOR THE YEAR 2024 OF THE General Re Life Corporation
ANALYSIS OF OPERATIONS BY LINES OF BUSINESS - INDIVIDUAL LIFE INSURANCE (b)

	1	2	3	4	5	6	7	8	9	10	11	12
	Total	Industrial Life	Whole Life	Term Life	Indexed Life	Universal Life	Universal Life With Secondary Guarantees	Variable Life	Variable Universal Life	Credit Life (c)	Other Individual Life	YRT Mortality Risk Only
1. Premiums for life contracts (a)	926,553,800		480,487	166,659,677	0	3,114,856	0	0	0	15,603,703	56,347,405	684,347,672
2. Considerations for supplementary contracts with life contingencies	XXX	XXX	XXX	XXX	XXX	XXX	XXX	XXX	XXX	XXX	XXX	XXX
3. Net investment income	136,229,684		69,336	24,049,423	0	449,482	0	0	0	4,777,227	8,131,076	98,753,140
4. Amortization of Interest Maintenance Reserve (IMR)	(5,673,944)		(2,888)	(1,001,654)	0	(18,721)	0	0	0	(198,971)	(338,658)	(4,113,052)
5. Separate Accounts net gain from operations excluding unrealized gains or losses	0		0	0	0	0	0	0	0	0	0	0
6. Commissions and expense allowances on reinsurance ceded	13,700,054		0	0	0	0	0	0	0	0	0	13,700,054
7. Reserve adjustments on reinsurance ceded	(189,091)		71,900	0	0	0	0	0	0	0	0	(260,991)
8. Miscellaneous Income:												
8.1 Income from fees associated with investment management, administration and contract guarantees from Separate Accounts	0		0	0	0	0	0	0	0	0	0	0
8.2 Charges and fees for deposit-type contracts	0		0	0	0	0	0	0	0	0	0	0
8.3 Aggregate write-ins for miscellaneous income	(95,789)	0	(26,042)	(69,747)	0	0	0	0	0	0	0	0
9. Totals (Lines 1 to 8.3)	1,070,524,714	0	592,793	189,637,699	0	3,545,617	0	0	0	20,181,959	64,139,823	792,426,823
10. Death benefits	833,916,358		982,816	159,880,303	0	2,303,330	0	0	0	15,549,479	0	655,200,430
11. Matured endowments (excluding guaranteed annual pure endowments)	97,890		97,290	600	0	0	0	0	0	0	0	0
12. Annuity benefits	XXX	XXX	XXX	XXX	XXX	XXX	XXX	XXX	XXX	XXX	XXX	XXX
13. Disability benefits and benefits under accident and health contracts	552,919		3,524	110,482	0	59,171	0	0	0	0	0	379,742
14. Coupons, guaranteed annual pure endowments and similar benefits	0		0	0	0	0	0	0	0	0	0	0
15. Surrender benefits and withdrawals for life contracts	337,283		254,741	26,842	0	55,700	0	0	0	0	0	0
16. Group conversions	0		0	0	0	0	0	0	0	0	0	0
17. Interest and adjustments on contract or deposit-type contract funds	5,366,176		(3,032)	212,199	0	2,363	0	0	0	0	0	5,154,646
18. Payments on supplementary contracts with life contingencies	7,797		7,797	0	0	0	0	0	0	0	0	0
19. Increase in aggregate reserves for life and accident and health contracts	39,041,907		(1,544,993)	92,817,299	0	(696,007)	0	0	0	2,654,975	200,762	(54,390,129)
20. Totals (Lines 10 to 19)	879,320,330	0	(201,857)	253,047,725	0	1,724,557	0	0	0	18,204,454	200,762	606,344,689
21. Commissions on premiums, annuity considerations and deposit-type contract funds (direct business only)	0		0	0	0	0	0	0	0	0	0	XXX
22. Commissions and expense allowances on reinsurance assumed	45,831,203		107,638	35,667,288	0	882,696	0	0	0	1,560,370	0	7,613,211
23. General insurance expenses	47,811,752		0	0	0	0	0	0	0	0	0	47,811,752
24. Insurance taxes, licenses and fees, excluding federal income taxes	146,737		76	26,394	0	493	0	0	0	2,471	8,924	108,379
25. Increase in loading on deferred and uncollected premiums	0		0	0	0	0	0	0	0	0	0	0
26. Net transfers to or (from) Separate Accounts net of reinsurance	0		0	0	0	0	0	0	0	0	0	0
27. Aggregate write-ins for deductions	(3,706,109)	0	0	(137,498)	0	3,683	0	0	0	0	0	(3,572,294)
28. Totals (Lines 20 to 27)	969,403,913	0	(94,143)	288,603,909	0	2,611,429	0	0	0	19,767,295	209,686	658,305,737
29. Net gain from operations before dividends to policyholders, refunds to members and federal income taxes (Line 9 minus Line 28)	101,120,801	0	686,936	(98,966,210)	0	934,188	0	0	0	414,664	63,930,137	134,121,086
30. Dividends to policyholders and refunds to members	0		0	0	0	0	0	0	0	0	0	0
31. Net gain from operations after dividends to policyholders, refunds to members and before federal income taxes (Line 29 minus Line 30)	101,120,801	0	686,936	(98,966,210)	0	934,188	0	0	0	414,664	63,930,137	134,121,086
32. Federal income taxes incurred (excluding tax on capital gains)	18,870,747	0	128,092	(18,438,796)	0	174,195	0	0	0	77,321	11,920,834	25,009,101
33. Net gain from operations after dividends to policyholders, refunds to members and federal income taxes and before realized capital gains or (losses) (Line 31 minus Line 32)	82,250,054	0	558,844	(80,527,414)	0	759,993	0	0	0	337,343	52,009,303	109,111,985
34. Policies/certificates in force end of year	0											
DETAILS OF WRITE-INS												
08.301. ModCo Adjustment	(69,747)		0	(69,747)	0	0	0	0	0	0	0	0
08.302. Fee income	(26,042)		(26,042)	0	0	0	0	0	0	0	0	0
08.303.	0		0	0	0	0	0	0	0	0	0	0
08.398. Summary of remaining write-ins for Line 8.3 from overflow page	0	0	0	0	0	0	0	0	0	0	0	0
08.399. Totals (Lines 08.301 through 08.303 plus 08.398) (Line 8.3 above)	(95,789)	0	(26,042)	(69,747)	0	0	0	0	0	0	0	0
2701. Experience Refund	(168,128)		0	0	0	0	0	0	0	0	0	(168,128)
2702. Other expense	(3,537,981)		0	(137,498)	0	3,683	0	0	0	0	0	(3,404,166)
2703.	0		0	0	0	0	0	0	0	0	0	0
2798. Summary of remaining write-ins for Line 27 from overflow page	0	0	0	0	0	0	0	0	0	0	0	0
2799. Totals (Lines 2701 through 2703 plus 2798) (Line 27 above)	(3,706,109)	0	0	(137,498)	0	3,683	0	0	0	0	0	(3,572,294)

(a) Include premium amounts for preneed plans included in Line 1
(b) Indicate if blocks of business in run-off that comprise less than 5% of premiums and less than 5% of reserve and loans liability are aggregated with material blocks of business and which columns are affected.
(c) Individual and Group Credit Life are combined and included on page. (Indicate whether included with Individual or Group.)

ANNUAL STATEMENT FOR THE YEAR 2024 OF THE General Re Life Corporation
ANALYSIS OF OPERATIONS BY LINES OF BUSINESS - GROUP LIFE INSURANCE (c)

	1	2	3	4	5	6	7	8	9
	Total	Whole Life	Term Life	Universal Life	Variable Life	Variable Universal Life	Credit Life (d)	Other Group Life (a)	YRT Mortality Risk Only
1. Premiums for life contracts ^(b)	56,962,225							56,962,225	
2. Considerations for supplementary contracts with life contingencies	XXX	XXX	XXX	XXX	XXX	XXX	XXX	XXX	XXX
3. Net investment income	4,272,757							4,272,757	
4. Amortization of Interest Maintenance Reserve (IMR)	(177,960)							(177,960)	
5. Separate Accounts net gain from operations excluding unrealized gains or losses	0								
6. Commissions and expense allowances on reinsurance ceded	0								
7. Reserve adjustments on reinsurance ceded	0								
8. Miscellaneous Income:									
8.1 Income from fees associated with investment management, administration and contract guarantees from Separate Accounts	0								
8.2 Charges and fees for deposit-type contracts	0								
8.3 Aggregate write-ins for miscellaneous income	263,827	0	0	0	0	0	0	263,827	0
9. Totals (Lines 1 to 8.3)	61,320,849	0	0	0	0	0	0	61,320,849	0
10. Death benefits	41,359,282							41,359,282	
11. Matured endowments (excluding guaranteed annual pure endowments)	0								
12. Annuity benefits	XXX	XXX	XXX	XXX	XXX	XXX	XXX	XXX	XXX
13. Disability benefits and benefits under accident and health contracts	0								
14. Coupons, guaranteed annual pure endowments and similar benefits	0								
15. Surrender benefits and withdrawals for life contracts	0								
16. Group conversions	0								
17. Interest and adjustments on contract or deposit-type contract funds	24,550							24,550	
18. Payments on supplementary contracts with life contingencies	0							0	
19. Increase in aggregate reserves for life and accident and health contracts	(948,367)							(948,367)	
20. Totals (Lines 10 to 19)	40,435,465	0	0	0	0	0	0	40,435,465	0
21. Commissions on premiums, annuity considerations and deposit-type contract funds (direct business only)	0								XXX
22. Commissions and expense allowances on reinsurance assumed	6,020,895							6,020,895	
23. General insurance expenses	2,831,984							2,831,984	
24. Insurance taxes, licenses and fees, excluding federal income taxes	9,021							9,021	
25. Increase in loading on deferred and uncollected premiums	0								
26. Net transfers to or (from) Separate Accounts net of reinsurance	0								
27. Aggregate write-ins for deductions	5,899,272	0	0	0	0	0	0	5,899,272	0
28. Totals (Lines 20 to 27)	55,196,637	0	0	0	0	0	0	55,196,637	0
29. Net gain from operations before dividends to policyholders, refunds to members and federal income taxes (Line 9 minus Line 28)	6,124,212	0	0	0	0	0	0	6,124,212	0
30. Dividends to policyholders and refunds to members	0								
31. Net gain from operations after dividends to policyholders, refunds to members and before federal income taxes (Line 29 minus Line 30)	6,124,212	0	0	0	0	0	0	6,124,212	0
32. Federal income taxes incurred (excluding tax on capital gains)	1,141,961							1,141,961	
33. Net gain from operations after dividends to policyholders, refunds to members and federal income taxes and before realized capital gains or (losses) (Line 31 minus Line 32)	4,982,251	0	0	0	0	0	0	4,982,251	0
34. Policies/certificates in force end of year	0								
DETAILS OF WRITE-INS									
08.301. ModCo	263,827							263,827	
08.302.									
08.303.									
08.398. Summary of remaining write-ins for Line 8.3 from overflow page	0	0	0	0	0	0	0	0	0
08.399. Totals (Lines 08.301 through 08.303 plus 08.398) (Line 8.3 above)	263,827	0	0	0	0	0	0	263,827	0
2701. Experience Refund	5,899,272							5,899,272	
2702.									
2703.									
2798. Summary of remaining write-ins for Line 27 from overflow page	0	0	0	0	0	0	0	0	0
2799. Totals (Lines 2701 through 2703 plus 2798) (Line 27 above)	5,899,272	0	0	0	0	0	0	5,899,272	0

(a) Includes the following amounts for FEGLI/SGLI: Line 1, Line 10, Line 16, Line 23, Line 24

(b) Include premium amounts for preneed plans included in Line 1

(c) Indicate if blocks of business in run-off that comprise less than 5% of premiums and less than 5% of reserve and loans liability are aggregated with material blocks of business and which columns are affected.

(d) Individual and Group Credit Life are combined and included on page. (Indicate whether included with Individual or Group.)

ANNUAL STATEMENT FOR THE YEAR 2024 OF THE General Re Life Corporation
ANALYSIS OF OPERATIONS BY LINES OF BUSINESS - INDIVIDUAL ANNUITIES (a)

	1 Total	Deferred				6 Life Contingent Payout (Immediate and Annuityizations)	7 Other Annuities
		2 Fixed Annuities	3 Indexed Annuities	4 Variable Annuities with Guarantees	5 Variable Annuities Without Guarantees		
1. Premiums for individual annuity contracts	12,861	12,861					
2. Considerations for supplementary contracts with life contingencies	0	XXX	XXX	XXX	XXX		XXX
3. Net investment income	0						
4. Amortization of Interest Maintenance Reserve (IMR)	0						
5. Separate Accounts net gain from operations excluding unrealized gains or losses	0						
6. Commissions and expense allowances on reinsurance ceded	0						
7. Reserve adjustments on reinsurance ceded	0						
8. Miscellaneous Income:							
8.1 Income from fees associated with investment management, administration and contract guarantees from Separate Accounts	0						
8.2 Charges and fees for deposit-type contracts	0						
8.3 Aggregate write-ins for miscellaneous income	0	0	0	0	0	0	0
9. Totals (Lines 1 to 8.3)	12,861	12,861	0	0	0	0	0
10. Death benefits	0						
11. Matured endowments (excluding guaranteed annual pure endowments)	0						
12. Annuity benefits	39,538	39,538					
13. Disability benefits and benefits under accident and health contracts	0						
14. Coupons, guaranteed annual pure endowments and similar benefits	0						
15. Surrender benefits and withdrawals for life contracts	58,212	58,212					
16. Group conversions	0						
17. Interest and adjustments on contract or deposit-type contract funds	0						
18. Payments on supplementary contracts with life contingencies	0						
19. Increase in aggregate reserves for life and accident and health contracts	(27,698)	(27,698)					
20. Totals (Lines 10 to 19)	70,052	70,052	0	0	0	0	0
21. Commissions on premiums, annuity considerations and deposit-type contract funds (direct business only)	0						
22. Commissions and expense allowances on reinsurance assumed	0						
23. General insurance expenses	0						
24. Insurance taxes, licenses and fees, excluding federal income taxes	2	2					
25. Increase in loading on deferred and uncollected premiums	0						
26. Net transfers to or (from) Separate Accounts net of reinsurance	0						
27. Aggregate write-ins for deductions	0	0	0	0	0	0	0
28. Totals (Lines 20 to 27)	70,054	70,054	0	0	0	0	0
29. Net gain from operations before dividends to policyholders, refunds to members and federal income taxes (Line 9 minus Line 28)	(57,193)	(57,193)	0	0	0	0	0
30. Dividends to policyholders and refunds to members	0						
31. Net gain from operations after dividends to policyholders, refunds to members and before federal income taxes (Line 29 minus Line 30)	(57,193)	(57,193)	0	0	0	0	0
32. Federal income taxes incurred (excluding tax on capital gains)	(10,665)	(10,665)					
33. Net gain from operations after dividends to policyholders, refunds to members and federal income taxes and before realized capital gains or (losses) (Line 31 minus Line 32)	(46,528)	(46,528)	0	0	0	0	0
34. Policies/certificates in force end of year	0						
DETAILS OF WRITE-INS							
08.301.							
08.302.							
08.303.							
08.398. Summary of remaining write-ins for Line 8.3 from overflow page	0	0	0	0	0	0	0
08.399. Totals (Lines 08.301 through 08.303 plus 08.398) (Line 8.3 above)	0	0	0	0	0	0	0
2701.							
2702.							
2703.							
2798. Summary of remaining write-ins for Line 27 from overflow page	0	0	0	0	0	0	0
2799. Totals (Lines 2701 through 2703 plus 2798) (Line 27 above)	0	0	0	0	0	0	0

(a) Indicate if blocks of business in run-off that comprise less than 5% of premiums and less than 5% of reserve and loans liability are aggregated with material blocks of business and which columns are affected.

ANNUAL STATEMENT FOR THE YEAR 2024 OF THE General Re Life Corporation
ANALYSIS OF OPERATIONS BY LINES OF BUSINESS - GROUP ANNUITIES (a)

	1 Total	Deferred				6 Life Contingent Payout (Immediate and Annuityizations)	7 Other Annuities
		2 Fixed Annuities	3 Indexed Annuities	4 Variable Annuities with Guarantees	5 Variable Annuities Without Guarantees		
1. Premiums for group annuity contracts							
2. Considerations for supplementary contracts with life contingencies		XXX	XXX	XXX	XXX		XXX
3. Net investment income							
4. Amortization of Interest Maintenance Reserve (IMR)							
5. Separate Accounts net gain from operations excluding unrealized gains or losses							
6. Commissions and expense allowances on reinsurance ceded							
7. Reserve adjustments on reinsurance ceded							
8. Miscellaneous Income:							
8.1 Income from fees associated with investment management, administration and contract guarantees from Separate Accounts							
8.2 Charges and fees for deposit-type contracts							
8.3 Aggregate write-ins for miscellaneous income							
9. Totals (Lines 1 to 8.3)							
10. Death benefits							
11. Matured endowments (excluding guaranteed annual pure endowments)							
12. Annuity benefits							
13. Disability benefits and benefits under accident and health contracts							
14. Coupons, guaranteed annual pure endowments and similar benefits							
15. Surrender benefits and withdrawals for life contracts							
16. Group conversions							
17. Interest and adjustments on contract or deposit-type contract funds							
18. Payments on supplementary contracts with life contingencies							
19. Increase in aggregate reserves for life and accident and health contracts							
20. Totals (Lines 10 to 19)							
21. Commissions on premiums, annuity considerations and deposit-type contract funds (direct business only)							
22. Commissions and expense allowances on reinsurance assumed							
23. General insurance expenses							
24. Insurance taxes, licenses and fees, excluding federal income taxes							
25. Increase in loading on deferred and uncollected premiums							
26. Net transfers to or (from) Separate Accounts net of reinsurance							
27. Aggregate write-ins for deductions							
28. Totals (Lines 20 to 27)							
29. Net gain from operations before dividends to policyholders, refunds to members and federal income taxes (Line 9 minus Line 28)							
30. Dividends to policyholders and refunds to members							
31. Net gain from operations after dividends to policyholders, refunds to members and before federal income taxes (Line 29 minus Line 30)							
32. Federal income taxes incurred (excluding tax on capital gains)							
33. Net gain from operations after dividends to policyholders, refunds to members and federal income taxes and before realized capital gains or (losses) (Line 31 minus Line 32)							
34. Policies/certificates in force end of year							
DETAILS OF WRITE-INS							
08.301.							
08.302.							
08.303.							
08.398. Summary of remaining write-ins for Line 8.3 from overflow page							
08.399. Totals (Lines 08.301 through 08.303 plus 08.398) (Line 8.3 above)							
2701.							
2702.							
2703.							
2798. Summary of remaining write-ins for Line 27 from overflow page							
2799. Totals (Lines 2701 through 2703 plus 2798) (Line 27 above)							

NONE

(a) Indicate if blocks of business in run-off that comprise less than 5% of premiums and less than 5% of reserve and loans liability are aggregated with material blocks of business and which columns are affected.

ANNUAL STATEMENT FOR THE YEAR 2024 OF THE General Re Life Corporation
ANALYSIS OF OPERATIONS BY LINES OF BUSINESS - ACCIDENT AND HEALTH (a)

	1 Total	Comprehensive (Hospital & Medical)		4 Medicare Supplement	5 Vision Only	6 Dental Only	7 Federal Employees Health Benefits Plan	8 Title XVIII Medicare	9 Title XIX Medicaid	10 Credit A&H	11 Disability Income	12 Long-Term Care	13 Other Health
		2 Individual	3 Group										
1. Premiums for accident and health contracts	337,330,553			195,337,954	0	0	0	0	0	0	109,774,584	0	32,218,015
2. Considerations for supplementary contracts with life contingencies	XXX	XXX	XXX	XXX	XXX	XXX	XXX	XXX	XXX	XXX	XXX	XXX	XXX
3. Net investment income	58,725,904			2,591,292	0	0	0	0	0	0	51,843,427	0	4,291,185
4. Amortization of Interest Maintenance Reserve (IMR)	(2,445,924)			(107,927)	0	0	0	0	0	0	(2,159,270)	0	(178,727)
5. Separate Accounts net gain from operations excluding unrealized gains or losses	0			0	0	0	0	0	0	0	0	0	0
6. Commissions and expense allowances on reinsurance ceded	13,527,025			106,007	0	0	0	0	0	0	878	13,420,140	0
7. Reserve adjustments on reinsurance ceded	0												
8. Miscellaneous Income:													
8.1 Income from fees associated with investment management, administration and contract guarantees from Separate Accounts	0												
8.2 Charges and fees for deposit-type contracts	XXX	XXX	XXX	XXX	XXX	XXX	XXX	XXX	XXX	XXX	XXX	XXX	XXX
8.3 Aggregate write-ins for miscellaneous income	13,584,142	0	0	591,757	0	0	0	0	0	0	9,542,385	0	3,450,000
9. Totals (Lines 1 to 8.3)	420,721,700	0	0	198,519,083	0	0	0	0	0	0	169,002,004	13,420,140	39,780,473
10. Death benefits	XXX	XXX	XXX	XXX	XXX	XXX	XXX	XXX	XXX	XXX	XXX	XXX	XXX
11. Matured endowments (excluding guaranteed annual pure endowments)	XXX	XXX	XXX	XXX	XXX	XXX	XXX	XXX	XXX	XXX	XXX	XXX	XXX
12. Annuity benefits	XXX	XXX	XXX	XXX	XXX	XXX	XXX	XXX	XXX	XXX	XXX	XXX	XXX
13. Disability benefits and benefits under accident and health contracts	150,021,104			152,220,741	0	0	0	0	0	0	(5,866,945)	0	3,667,308
14. Coupons, guaranteed annual pure endowments and similar benefits	0			0	0	0	0	0	0	0	0	0	0
15. Surrender benefits and withdrawals for life contracts	XXX	XXX	XXX	XXX	XXX	XXX	XXX	XXX	XXX	XXX	XXX	XXX	XXX
16. Group conversions	0												
17. Interest and adjustments on contract or deposit-type contract funds	579												579
18. Payments on supplementary contracts with life contingencies	XXX	XXX	XXX	XXX	XXX	XXX	XXX	XXX	XXX	XXX	XXX	XXX	XXX
19. Increase in aggregate reserves for life and accident and health contracts	37,519,117			(951,750)	0	0	0	0	0	0	31,085,522	0	7,385,345
20. Totals (Lines 10 to 19)	187,540,800	0	0	151,268,991	0	0	0	0	0	0	25,218,577	0	11,053,232
21. Commissions on premiums, annuity considerations and deposit-type contract funds (direct business only)	0												
22. Commissions and expense allowances on reinsurance assumed	62,586,879			25,194,114	0	0	0	0	0	0	21,435,716	11,127,352	4,829,697
23. General insurance expenses	19,327,708			8,907,616	0	0	0	0	0	0	4,324,068	5,014,416	1,081,608
24. Insurance taxes, licenses and fees, excluding federal income taxes	53,422			30,935	0	0	0	0	0	0	17,385	0	5,102
25. Increase in loading on deferred and uncollected premiums	0												
26. Net transfers to or (from) Separate Accounts net of reinsurance	0												
27. Aggregate write-ins for deductions	24,448,733	0	0	(304,048)	0	0	0	0	0	0	433,841	24,085,507	233,433
28. Totals (Lines 20 to 27)	293,957,542	0	0	185,097,608	0	0	0	0	0	0	51,429,587	40,227,275	17,203,072
29. Net gain from operations before dividends to policyholders, and refunds to members and federal income taxes (Line 9 minus Line 28)	126,764,158	0	0	13,421,475	0	0	0	0	0	0	117,572,417	(26,807,135)	22,577,401
30. Dividends to policyholders and refunds to members	0												
31. Net gain from operations after dividends to policyholders, refunds to members and before federal income taxes (Line 29 minus Line 30)	126,764,158	0	0	13,421,475	0	0	0	0	0	0	117,572,417	(26,807,135)	22,577,401
32. Federal income taxes incurred (excluding tax on capital gains)	23,678,950			2,502,657	0	0	0	0	0	0	21,921,470	(4,998,635)	4,253,458
33. Net gain from operations after dividends to policyholders, refunds to members and federal income taxes and before realized capital gains or (losses) (Line 31 minus Line 32)	103,085,208	0	0	10,918,818	0	0	0	0	0	0	95,650,947	(21,808,500)	18,323,943
34. Policies/certificates in force end of year	0												
DETAILS OF WRITE-INS													
08.301. Misc Income	4,041,757			591,757	0	0	0	0	0	0		0	3,450,000
08.302. Funds held income	9,542,385										9,542,385		
08.303. Summary of remaining write-ins for Line 8.3 from overflow page	0	0	0	0	0	0	0	0	0	0	0	0	0
08.398. Totals (Lines 08.301 through 08.303 plus 08.398) (Line 8.3 above)	13,584,142	0	0	591,757	0	0	0	0	0	0	9,542,385	0	3,450,000
2701. Experience Refund	363,226			(304,048)	0	0	0	0	0	0	433,841	0	233,433
2702. FH Interst Expense	24,085,507			0	0	0	0	0	0	0	0	24,085,507	0
2703. Summary of remaining write-ins for Line 27 from overflow page	0	0	0	0	0	0	0	0	0	0	0	0	0
2798. Totals (Lines 2701 through 2703 plus 2798) (Line 27 above)	24,448,733	0	0	(304,048)	0	0	0	0	0	0	433,841	24,085,507	233,433

(a) Indicate if blocks of business in run-off that comprise less than 5% of premiums and less than 5% of reserve and loans liability are aggregated with material blocks of business and which columns are affected.

ANNUAL STATEMENT FOR THE YEAR 2024 OF THE General Re Life Corporation
ANALYSIS OF INCREASE IN RESERVES DURING THE YEAR - INDIVIDUAL LIFE INSURANCE (a)

	1	2	3	4	5	6	7	8	9	10	11	12
	Total	Industrial Life	Whole Life	Term Life	Indexed Life	Universal Life	Universal Life With Secondary Guarantees	Variable Life	Variable Universal Life	Credit Life ^(b) (N/A Fraternal)	Other Individual Life	YRT Mortality Risk Only
Involving Life or Disability Contingencies (Reserves) (Net of Reinsurance Ceded)												
1. Reserve December 31 of prior year	1,391,668,810	0	28,392,763	553,940,838	0	18,063,969	0	0	0	25,828,064	19,014,303	746,428,873
2. Tabular net premiums or considerations	1,741,408,813		20,411,416	529,620,381	0	22,914,580	0	0	0	57,828,357	35,435,801	1,075,198,278
3. Present value of disability claims incurred	87,034		0	10,135	0	7,121	0	0	0	0	0	69,778
4. Tabular interest	107,127,190		1,632,670	37,244,320	0	1,467,503	0	0	0	1,751,772	1,143,603	63,887,322
5. Tabular less actual reserve released	118,757		1,559	42,472	0	(63,210)	0	0	0	0	2,800	135,136
6. Increase in reserve on account of change in valuation basis	0		0	0	0	0	0	0	0	0	0	0
6.1 Change in excess of VM-20 deterministic/stochastic reserve over net premium reserve	23,228,789	XXX	0	4,497,947	0	0	0	0	0	XXX	0	18,730,842
7. Other increases (net)	(21,041,248)		20,704	(16,409,841)	0	0	0	0	0	(590,426)	(381,136)	(3,680,549)
8. Totals (Lines 1 to 7)	3,242,598,145	0	50,459,112	1,108,946,252	0	42,389,963	0	0	0	84,817,767	55,215,371	1,900,769,680
9. Tabular cost	1,731,332,169		21,937,864	428,141,662	0	23,587,874	0	0	0	54,940,768	36,780,844	1,165,943,157
10. Reserves released by death	3,731,399		487,795	1,612,976	0	270,688	0	0	0	29,386	9,270	1,321,284
11. Reserves released by other terminations (net)	96,704,930		1,183,334	46,426,136	0	1,122,604	0	0	0	1,364,574	914,081	45,694,201
12. Annuity, supplementary contract and disability payments involving life contingencies	527,343		0	60,805	0	40,834	0	0	0	0	7,797	417,907
13. Net transfers to or (from) Separate Accounts	0		0	0	0	0	0	0	0	0	0	0
14. Total Deductions (Lines 9 to 13)	1,832,295,841	0	23,608,993	476,241,579	0	25,022,000	0	0	0	56,334,728	37,711,992	1,213,376,549
15. Reserve December 31 of current year	1,410,302,304	0	26,850,119	632,704,673	0	17,367,963	0	0	0	28,483,039	17,503,379	687,393,131
Cash Surrender Value and Policy Loans												
16. CSV Ending balance December 31, current year	0											
17. Amount Available for Policy Loans Based upon Line 16 CSV	0											

(a) Indicate if blocks of business in run-off that comprise less than 5% of premiums and less than 5% of reserve and loans liability are aggregated with material blocks of business and which columns are affected.
(b) Individual and Group Credit Life are combined and included on page. (Indicate whether included with Individual or Group.)

ANNUAL STATEMENT FOR THE YEAR 2024 OF THE General Re Life Corporation
ANALYSIS OF INCREASE IN RESERVES DURING THE YEAR - GROUP LIFE INSURANCE (a)
(N/A Fraternal)

	1 Total	2 Whole Life	3 Term Life	4 Universal Life	5 Variable Life	6 Variable Universal Life	7 Credit Life ^(b)	8 Other Group Life	9 YRT Mortality Risk Only
Involving Life or Disability Contingencies (Reserves) (Net of Reinsurance Ceded)									
1. Reserve December 31 of prior year	43,662,250	0	636,548	0	0	0	0	43,025,702	0
2. Tabular net premiums or considerations	22,045,167		21,910,801					134,366	
3. Present value of disability claims incurred	347,907		347,907						
4. Tabular interest	1,166,417							1,166,417	
5. Tabular less actual reserve released	1,505,866							1,505,866	
6. Increase in reserve on account of change in valuation basis	0								
7. Other increases (net)	7,603		5,394					2,209	
8. Totals (Lines 1 to 7)	68,735,210	0	22,900,650	0	0	0	0	45,834,560	0
9. Tabular cost	22,292,736		22,156,155					136,581	
10. Reserves released by death	642,470		641,506					964	
11. Reserves released by other terminations (net)	3,051,368							3,051,368	
12. Annuity, supplementary contract and disability payments involving life contingencies	0								
13. Net transfers to or (from) Separate Accounts	0								
14. Total Deductions (Lines 9 to 13)	25,986,574	0	22,797,661	0	0	0	0	3,188,913	0
15. Reserve December 31 of current year	42,748,636	0	102,989	0	0	0	0	42,645,647	0
Cash Surrender Value and Policy Loans									
16. CSV Ending balance December 31, current year	0								
17. Amount Available for Policy Loans Based upon Line 16 CSV	0								

(a) Indicate if blocks of business in run-off that comprise less than 5% of premiums and less than 5% of reserve and loans liability are aggregated with material blocks of business and which columns are affected.

(b) Individual and Group Credit Life are combined and included on page. (Indicate whether included with Individual or Group.)

ANNUAL STATEMENT FOR THE YEAR 2024 OF THE General Re Life Corporation
ANALYSIS OF INCREASE IN RESERVES DURING THE YEAR - INDIVIDUAL ANNUITIES (a)

	1 Total	Deferred				6 Life Contingent Payout (Immediate and Annuityizations)	7 Other Annuities
		2 Fixed Annuities	3 Indexed Annuities	4 Variable Annuities with Guarantees	5 Variable Annuities without Guarantees		
Involving Life or Disability Contingencies (Reserves) (Net of Reinsurance Ceded)							
1. Reserve December 31 of prior year	1,499,978	1,499,978	0	0	0	0	0
2. Tabular net premiums or considerations	12,348	12,348					
3. Present value of disability claims incurredXXX	.XXX	.XXX	.XXX	.XXX	.XXX	.XXX
4. Tabular interest	54,141	54,141					
5. Tabular less actual reserve released	680	680					
6. Increase in reserve on account of change in valuation basis	0						
7. Other increases (net)	0						
8. Totals (Lines 1 to 7)	1,567,147	1,567,147	0	0	0	0	0
9. Tabular cost	0						
10. Reserves released by deathXXX	.XXX	.XXX	.XXX	.XXX	.XXX	.XXX
11. Reserves released by other terminations (net)	131,573	131,573					
12. Annuity, supplementary contract and disability payments involving life contingencies	(36,706)	(36,706)					
13. Net transfers to or (from) Separate Accounts	0						
14. Total Deductions (Lines 9 to 13)	94,867	94,867	0	0	0	0	0
15. Reserve December 31 of current year	1,472,280	1,472,280	0	0	0	0	0
Cash Surrender Value and Policy Loans							
16. CSV Ending balance December 31, current year	0						
17. Amount Available for Policy Loans Based upon Line 16 CSV	0						

(a) Indicate if blocks of business in run-off that comprise less than 5% of premiums and less than 5% of reserve and loans liability are aggregated with material blocks of business and which columns are affected.

ANNUAL STATEMENT FOR THE YEAR 2024 OF THE General Re Life Corporation
ANALYSIS OF INCREASE IN RESERVES DURING THE YEAR - GROUP ANNUITIES (a)
(N/A Fraternal)

	1	Deferred				6	7
	Total	2 Fixed Annuities	3 Indexed Annuities	4 Variable Annuities with Guarantees	5 Variable Annuities without Guarantees	Life Contingent Payout (Immediate and Annuitizations)	Other Annuities
Involving Life or Disability Contingencies (Reserves) (Net of Reinsurance Ceded)							
1. Reserve December 31 of prior year							
2. Tabular net premiums or considerations							
3. Present value of disability claims incurredxxx	.xxx	.xxx	.xxx	.xxx	.xxx	.xxx
4. Tabular interest							
5. Tabular less actual reserve released							
6. Increase in reserve on account of change in valuation basis							
7. Other increases (net)							
8. Totals (Lines 1 to 7)							
9. Tabular cost							
10. Reserves released by deathxxx		.xxx	.xxx	.xxx	.xxx	.xxx
11. Reserves released by other terminations (net)							
12. Annuity, supplementary contract and disability payments involving life contingencies							
13. Net transfers to or (from) Separate Accounts							
14. Total Deductions (Lines 9 to 13)							
15. Reserve December 31 of current year							
Cash Surrender Value and Policy Loans							
16. CSV Ending balance December 31, current year							
17. Amount Available for Policy Loans Based upon Line 16 CSV							

NONE

(a) Indicate if blocks of business in run-off that comprise less than 5% of premiums and less than 5% of reserve and loans liability are aggregated with material blocks of business and which columns are affected.

ANNUAL STATEMENT FOR THE YEAR 2024 OF THE General Re Life Corporation

EXHIBIT OF NET INVESTMENT INCOME

	1 Collected During Year	2 Earned During Year
1. U.S. Government bonds	(a) 2,741,647	1,109,360
1.1 Bonds exempt from U.S. tax	(a)	
1.2 Other bonds (unaffiliated)	(a) 7,137,315	11,306,868
1.3 Bonds of affiliates	(a) 0	0
2.1 Preferred stocks (unaffiliated)	(b) 0	0
2.11 Preferred stocks of affiliates	(b) 0	0
2.2 Common stocks (unaffiliated)	0	0
2.21 Common stocks of affiliates	0	0
3. Mortgage loans	(c) 0	0
4. Real estate	(d) 0	0
5. Contract loans	0	0
6. Cash, cash equivalents and short-term investments	(e) 8,362,952	149,741,667
7. Derivative instruments	(f) 0	0
8. Other invested assets	43,198,575	38,198,763
9. Aggregate write-ins for investment income	32,084	32,084
10. Total gross investment income	61,472,573	200,388,742
11. Investment expenses		(g) 1,160,396
12. Investment taxes, licenses and fees, excluding federal income taxes		(g) 0
13. Interest expense		(h) 0
14. Depreciation on real estate and other invested assets		(i) 0
15. Aggregate write-ins for deductions from investment income		0
16. Total deductions (Lines 11 through 15)		1,160,396
17. Net investment income (Line 10 minus Line 16)		199,228,346
DETAILS OF WRITE-INS		
0901. Other	32,084	32,084
0902.		
0903.		
0998. Summary of remaining write-ins for Line 9 from overflow page	0	0
0999. Totals (Lines 0901 through 0903 plus 0998) (Line 9, above)	32,084	32,084
1501.		
1502.		
1503.		
1598. Summary of remaining write-ins for Line 15 from overflow page		0
1599. Totals (Lines 1501 through 1503 plus 1598) (Line 15, above)		0

- (a) Includes \$ 4,491,931 accrual of discount less \$ 353,245 amortization of premium and less \$ 647,068 paid for accrued interest on purchases.
- (b) Includes \$ 0 accrual of discount less \$ 0 amortization of premium and less \$ 0 paid for accrued dividends on purchases.
- (c) Includes \$ 0 accrual of discount less \$ 0 amortization of premium and less \$ 0 paid for accrued interest on purchases.
- (d) Includes \$ 0 for company's occupancy of its own buildings; and excludes \$ 0 interest on encumbrances.
- (e) Includes \$ 0 accrual of discount less \$ 0 amortization of premium and less \$ 0 paid for accrued interest on purchases.
- (f) Includes \$ 0 accrual of discount less \$ 0 amortization of premium.
- (g) Includes \$ 0 investment expenses and \$ 0 investment taxes, licenses and fees, excluding federal income taxes, attributable to segregated and Separate Accounts.
- (h) Includes \$ 0 interest on surplus notes and \$ 0 interest on capital notes.
- (i) Includes \$ 0 depreciation on real estate and \$ 0 depreciation on other invested assets.

EXHIBIT OF CAPITAL GAINS (LOSSES)

	1 Realized Gain (Loss) On Sales or Maturity	2 Other Realized Adjustments	3 Total Realized Capital Gain (Loss) (Columns 1 + 2)	4 Change in Unrealized Capital Gain (Loss)	5 Change in Unrealized Foreign Exchange Capital Gain (Loss)
1. U.S. Government bonds	0	0	0	0	0
1.1 Bonds exempt from U.S. tax					
1.2 Other bonds (unaffiliated)	(183,271)	(3,613,229)	(3,796,500)	0	(10,465,276)
1.3 Bonds of affiliates	0	0	0	0	0
2.1 Preferred stocks (unaffiliated)	0	0	0	0	0
2.11 Preferred stocks of affiliates	0	0	0	0	0
2.2 Common stocks (unaffiliated)	0	0	0	0	0
2.21 Common stocks of affiliates	0	0	0	387,224	0
3. Mortgage loans	0	0	0	0	0
4. Real estate	0	0	0	0	0
5. Contract loans	0	0	0	0	0
6. Cash, cash equivalents and short-term investments	(59,857)	3,283,694	3,223,837	0	0
7. Derivative instruments	0	0	0	0	0
8. Other invested assets	0	0	0	0	(2,060,887)
9. Aggregate write-ins for capital gains (losses)	0	0	0	0	0
10. Total capital gains (losses)	(243,128)	(329,535)	(572,663)	387,224	(12,526,163)
DETAILS OF WRITE-INS					
0901.					
0902.					
0903.					
0998. Summary of remaining write-ins for Line 9 from overflow page	0	0	0	0	0
0999. Totals (Lines 0901 through 0903 plus 0998) (Line 9, above)	0	0	0	0	0

ANNUAL STATEMENT FOR THE YEAR 2024 OF THE General Re Life Corporation

EXHIBIT - 1 PART 1 - PREMIUMS AND ANNUITY CONSIDERATIONS FOR LIFE AND ACCIDENT AND HEALTH CONTRACTS

	1	2	3	4	5	6	7	8
	Total	Individual Life	Group Life	Individual Annuities	Group Annuities	Accident & Health	Fraternal	Other Lines of Business
FIRST YEAR (other than single)								
1. Uncollected	(1,823,769)	(3,427,418)	0	0		1,603,649		
2. Deferred and accrued	0							
3. Deferred, accrued and uncollected:								
3.1 Direct	0							
3.2 Reinsurance assumed	11,278,359	9,674,710	0	0		1,603,649		
3.3 Reinsurance ceded	13,102,128	13,102,128						
3.4 Net (Line 1 + Line 2)	(1,823,769)	(3,427,418)	0	0	0	1,603,649	0	0
4. Advance	0							
5. Line 3.4 - Line 4	(1,823,769)	(3,427,418)	0	0	0	1,603,649	0	0
6. Collected during year:								
6.1 Direct	0							
6.2 Reinsurance assumed	48,842,653	42,354,671	0	0		6,487,982		
6.3 Reinsurance ceded	7,124,450	7,124,450	0	0		0		
6.4 Net	41,718,203	35,230,221	0	0	0	6,487,982	0	0
7. Line 5 + Line 6.4	39,894,434	31,802,803	0	0	0	8,091,631	0	0
8. Prior year (uncollected + deferred and accrued - advance)	5,106,727	4,222,077	0	0	0	884,650	0	0
9. First year premiums and considerations:								
9.1 Direct	0							
9.2 Reinsurance assumed	55,014,286	47,807,304	0	0		7,206,982		
9.3 Reinsurance ceded	20,226,578	20,226,578	0	0		0		
9.4 Net (Line 7 - Line 8)	34,787,708	27,580,726	0	0	0	7,206,982	0	0
SINGLE								
10. Single premiums and considerations:								
10.1 Direct	0							
10.2 Reinsurance assumed	0							
10.3 Reinsurance ceded	0							
10.4 Net	0	0	0	0	0	0	0	0
RENEWAL								
11. Uncollected	274,012,624	206,638,279	12,377,495	0		54,996,850		
12. Deferred and accrued	0	0	0	0		0		
13. Deferred, accrued and uncollected:								
13.1 Direct	0	0	0	0		0		
13.2 Reinsurance assumed	319,551,657	225,766,345	12,377,495	0		81,407,817		
13.3 Reinsurance ceded	45,539,032	19,128,066	0	0		26,410,966		
13.4 Net (Line 11 + Line 12)	274,012,625	206,638,279	12,377,495	0	0	54,996,851	0	0
14. Advance	0							
15. Line 13.4 - Line 14	274,012,625	206,638,279	12,377,495	0	0	54,996,851	0	0
16. Collected during year:								
16.1 Direct	0							
16.2 Reinsurance assumed	686,434,087	243,527,700	57,167,274	12,861		385,726,252		
16.3 Reinsurance ceded	84,695,795	33,941,076	0	0		50,754,719		
16.4 Net	601,738,292	209,586,624	57,167,274	12,861	0	334,971,533	0	0
17. Line 15 + Line 16.4	875,750,917	416,224,903	69,544,769	12,861	0	389,968,384	0	0
18. Prior year (uncollected + deferred and accrued - advance)	274,026,853	201,599,500	12,582,544	0	0	59,844,809	0	0
19. Renewal premiums and considerations:								
19.1 Direct	0							
19.2 Reinsurance assumed	707,999,028	260,017,577	56,962,225	12,861		391,006,365		
19.3 Reinsurance ceded	106,274,967	45,392,175	0	0		60,882,792		
19.4 Net (Line 17 - Line 18)	601,724,061	214,625,402	56,962,225	12,861	0	330,123,573	0	0
TOTAL								
20. Total premiums and annuity considerations:								
20.1 Direct	0	0	0	0	0	0	0	0
20.2 Reinsurance assumed	763,013,314	307,824,881	56,962,225	12,861	0	398,213,347	0	0
20.3 Reinsurance ceded	126,501,545	65,618,753	0	0	0	60,882,792	0	0
20.4 Net (Lines 9.4 + 10.4 + 19.4)	636,511,769	242,206,128	56,962,225	12,861	0	337,330,555	0	0

ANNUAL STATEMENT FOR THE YEAR 2024 OF THE General Re Life Corporation

EXHIBIT - 1 PART 2 - POLICYHOLDERS' DIVIDENDS, REFUNDS TO MEMBERS AND COUPONS APPLIED, REINSURANCE COMMISSIONS AND EXPENSE ALLOWANCES AND COMMISSIONS INCURRED (Direct Business Only)

	1	2	3	4	5	6	7	8
	Total	Individual Life	Group Life	Individual Annuities	Group Annuities	Accident & Health	Fraternal	Other Lines of Business
POLICYHOLDERS' DIVIDENDS, REFUNDS TO MEMBERS AND COUPONS APPLIED (included in Part 1)								
21. To pay renewal premiums	0							
22. All other	0							
REINSURANCE COMMISSIONS AND EXPENSE ALLOWANCES INCURRED								
23. First year (other than single):								
23.1 Reinsurance ceded	16,065,512	16,065,512				0		
23.2 Reinsurance assumed	15,697,953	10,862,529				4,835,424		
23.3 Net ceded less assumed	367,559	5,202,983	0	0	0	(4,835,424)	0	0
24. Single:								
24.1 Reinsurance ceded	0							
24.2 Reinsurance assumed	0							
24.3 Net ceded less assumed	0	0	0	0	0	0	0	0
25. Renewal:								
25.1 Reinsurance ceded	11,161,568	(2,365,457)				13,527,025		
25.2 Reinsurance assumed	98,741,025	34,968,675	6,020,895			57,751,455		
25.3 Net ceded less assumed	(87,579,457)	(37,334,132)	(6,020,895)	0	0	(44,224,430)	0	0
26. Totals:								
26.1 Reinsurance ceded (Page 6, Line 6)	27,227,080	13,700,055	0	0	0	13,527,025	0	0
26.2 Reinsurance assumed (Page 6, Line 22)	114,438,978	45,831,204	6,020,895	0	0	62,586,879	0	0
26.3 Net ceded less assumed	(87,211,898)	(32,131,149)	(6,020,895)	0	0	(49,059,854)	0	0
COMMISSIONS INCURRED (direct business only)								
27. First year (other than single)	0							
28. Single	0							
29. Renewal	0							
30. Deposit-type contract funds	0							
31. Totals (to agree with Page 6, Line 21)	0	0	0	0	0	0	0	0

ANNUAL STATEMENT FOR THE YEAR 2024 OF THE General Re Life Corporation

EXHIBIT 2 - GENERAL EXPENSES

	Insurance				5 Investment	6 Fraternal	7 Total
	1 Life	2 Accident and Health		4 All Other Lines of Business			
		2 Cost Containment	3 All Other				
1. Rent	2,740,093		1,045,731				3,785,824
2. Salaries and wages	29,538,009		11,272,905				40,810,914
3.11 Contributions for benefit plans for employees	2,659,972		1,015,153				3,675,125
3.12 Contributions for benefit plans for agents	0		0				0
3.21 Payments to employees under non-funded benefit plans	0		0				0
3.22 Payments to agents under non-funded benefit plans	0		0				0
3.31 Other employee welfare	1,797,743		686,092				2,483,835
3.32 Other agent welfare	0		0				0
4.1 Legal fees and expenses	(138,860)		(52,995)				(191,855)
4.2 Medical examination fees	0		0				0
4.3 Inspection report fees	0		0				0
4.4 Fees of public accountants and consulting actuaries	651,163		248,510				899,673
4.5 Expense of investigation and settlement of policy claims	0		0				0
5.1 Traveling expenses	1,074,292		409,993				1,484,285
5.2 Advertising	33,266		12,696				45,962
5.3 Postage, express, telegraph and telephone	156,380		59,681				216,061
5.4 Printing and stationery	3,002		1,146				4,148
5.5 Cost or depreciation of furniture and equipment	399,282		152,382				551,664
5.6 Rental of equipment	0		0				0
5.7 Cost or depreciation of EDP equipment and software	3,422,576		1,306,194				4,728,770
6.1 Books and periodicals	341,038		130,154				471,192
6.2 Bureau and association fees	563,797		215,168				778,965
6.3 Insurance, except on real estate	32,201		12,289				44,490
6.4 Miscellaneous losses	0		0				0
6.5 Collection and bank service charges	26,580		10,144				36,724
6.6 Sundry general expenses	156,449		59,707				216,156
6.7 Group service and administration fees	0		0				0
6.8 Reimbursements by uninsured plans	0		0				0
7.1 Agency expense allowance	0		0				0
7.2 Agents' balances charged off (less \$ recovered)	0		0				0
7.3 Agency conferences other than local meetings	0		0				0
8.1 Official publication (Fraternal Benefit Societies Only)	XXX	XXX	XXX	XXX	XXX		0
8.2 Expense of supreme lodge meetings (Fraternal Benefit Societies Only)	XXX	XXX	XXX	XXX	XXX		0
9.1 Real estate expenses	0		0				0
9.2 Investment expenses not included elsewhere					1,160,396		1,160,396
9.3 Aggregate write-ins for expenses	7,186,755	0	2,742,758	0	0	0	9,929,513
10. General expenses incurred	50,643,738	0	19,327,708	0	1,160,396	(b)	71,131,842
11. General expenses unpaid Dec. 31, prior year	10,094,333		3,729,249				13,823,582
12. General expenses unpaid Dec. 31, current year	10,182,174		3,885,932				14,068,106
13. Amounts receivable relating to uninsured plans, prior year							0
14. Amounts receivable relating to uninsured plans, current year							0
15. General expenses paid during year (Lines 10+11-12-13+14)	50,555,897	0	19,171,025	0	1,160,396	0	70,887,318
DETAILS OF WRITE-INS							
09.301. Consulting	7,186,755		2,742,758				9,929,513
09.302.							
09.303.							
09.398. Summary of remaining write-ins for Line 9.3 from overflow page	0	0	0	0	0	0	0
09.399. Totals (Lines 09.301 through 09.303 plus 09.398) (Line 9.3 above)	7,186,755	0	2,742,758	0	0	0	9,929,513

(a) Includes management fees of \$ _____ to affiliates and \$ _____ to non-affiliates.

(b) Show the distribution of this amount in the following categories (Fraternal Benefit Societies Only):

1. Charitable \$ _____ ; 2. Institutional \$ _____ ; 3. Recreational and Health \$ _____ ; 4. Educational \$ _____ ; 5. Religious \$ _____ ; 6. Membership \$ _____ ; 7. Other \$ _____ ; 8. Total \$ _____

EXHIBIT 3 - TAXES, LICENSES AND FEES (EXCLUDING FEDERAL INCOME TAXES)

	Insurance			4 Investment	5 Fraternal	6 Total
	1 Life	2 Accident and Health	3 All Other Lines of Business			
1. Real estate taxes						0
2. State insurance department licenses and fees	(109,115)	(37,424)				(146,539)
3. State taxes on premiums	3,735	1,281				5,016
4. Other state taxes, including \$ for employee benefits	7,047	2,417				9,464
5. U.S. Social Security taxes	0	0				0
6. All other taxes	254,091	87,148	2			341,241
7. Taxes, licenses and fees incurred	155,758	53,422	2	0	0	209,182
8. Taxes, licenses and fees unpaid Dec. 31, prior year	212,512	94,363				306,875
9. Taxes, licenses and fees unpaid Dec. 31, current year	59,519	20,414				79,933
10. Taxes, licenses and fees paid during year (Lines 7 + 8 - 9)	308,751	127,371	2	0	0	436,124

EXHIBIT 4 - DIVIDENDS OR REFUNDS

	1 Life	2 Accident and Health
	1. Applied to pay renewal premiums	
2. Applied to shorten the endowment or premium-paying period		
3. Applied to provide paid-up additions		
4. Applied to provide paid-up annuities		
5. Total Lines 1 through 4		
6. Paid in cash		
7. Left on deposit		
8. Aggregate write-ins for dividend or refund options		
9. Total Lines 5 through 8		
10. Amount due and unpaid		
11. Provision for dividends or refunds payable in the following calendar year		
12. Terminal dividends		
13. Provision for deferred dividend contracts		
14. Amount provisionally held for deferred dividend contracts not included in Line 13		
15. Total Lines 10 through 14		
16. Total from prior year		
17. Total dividends or refunds (Lines 9 + 15 - 16)		
DETAILS OF WRITE-INS		
0801.		
0802.		
0803.		
0898. Summary of remaining write-ins for Line 8 from overflow page		
0899. Totals (Lines 0801 through 0803 plus 0898) (Line 8 above)		

NONE

EXHIBIT 5 - AGGREGATE RESERVE FOR LIFE CONTRACTS

1	2	3	4	5	6
Valuation Standard	Total ^(a)	Industrial	Ordinary	Credit (Group and Individual)	Group
0100001. 1941 CSO 2.50% CRVM	0		0	0	0
0100002. 1941 CSO 2.50% NLP	968,467		968,467	0	0
0100003. 1941 CSO 3.00% CRVM	84,891		84,891	0	0
0100004. 1941 CSO 3.00% NLP	167,168		167,168	0	0
0100005. 1941 CSO Cont. ANB CRVM 2.5%	0		0	0	0
0100006. 1958 CET 2.50% NLP	6,021		6,021	0	0
0100007. 1958 CET 3.00% NLP	268,830		268,830	0	0
0100008. 1958 CET 3.5%	0		0	0	0
0100009. 1958 CET 3.50% NLP	520,523		520,523	0	0
0100010. 1958 CET 4.00% NLP	64,768		64,768	0	0
0100011. 1958 CET 4.50% NLP	74,106		74,106	0	0
0100012. 1958 CSO 2.50% CRVM	979,798		979,798	0	0
0100013. 1958 CSO 2.50% NLP	371,060		371,060	0	0
0100014. 1958 CSO 3.00% CRVM	2,812,585		2,812,585	0	0
0100015. 1958 CSO 3.00% CRVM ALB	0		0	0	0
0100016. 1958 CSO 3.00% NLP	3,398,359		3,398,359	0	0
0100017. 1958 CSO 3.50% CRVM	3,561,930		3,561,930	0	0
0100018. 1958 CSO 3.50% NLP	1,233,003		1,233,003	0	0
0100019. 1958 CSO 4.00% CRVM	369,137		369,137	0	0
0100020. 1958 CSO 4.00% NLP	150,711		150,711	0	0
0100021. 1958 CSO 4.50% CRVM	2,529,470		2,529,470	0	0
0100022. 1958 CSO 4.50% NLP	506,744		506,744	0	0
0100023. 1958 CSO 5.50% CRVM	49,921		49,921	0	0
0100024. 1958 CSO 5.50% NLP	10,203		10,203	0	0
0100025. 1958 CSO Cont. ALB CRVM 3%	0		0	0	0
0100026. 1958 CSO Cont. ALB CRVM 3.5%	0		0	0	0
0100027. 1958 CSO Cont. ALB CRVM 4%	0		0	0	0
0100028. 1958 CSO Cont. ALB CRVM 4.5%	20,639		20,639	0	0
0100029. 1958 CSO Cont. ALB NL 3%	64,215		64,215	0	0
0100030. 1958 CSO Cont. ALB NL 4%	0		0	0	0
0100031. 1958 CSO Cont. ALB NL 4.5%	7,501,848		7,501,848	0	0
0100032. 1958 CSO Cont. ANB CRVM 2.5%	0		0	0	0
0100033. 1958 CSO Cont. ANB CRVM 3%	0		0	0	0
0100034. 1958 CSO Cont. ANB CRVM 3.5%	100,917		100,917	0	0
0100035. 1958 CSO Cont. ANB CRVM 4%	0		0	0	0
0100036. 1958 CSO Cont. ANB CRVM 4.5%	0		0	0	0
0100037. 1958 CSO Cont. ANB MPT 4%	0		0	0	0
0100038. 1958 CSO Cont. ANB MPT 4.5%	0		0	0	0
0100039. 1958 CSO Cont. ANB MPT 6%	0		0	0	0
0100040. 1958 CSO Cont. ANB NL 2.5%	0		0	0	0
0100041. 1958 CSO Cont. ANB NL 3%	18,784		18,784	0	0
0100042. 1958 CSO Cont. ANB NL 4%	8,889		8,889	0	0
0100043. 1958 CSO Cont. ANB NL 4.5%	11,468		11,468	0	0
0100044. 1958 CSO Cont. ANB NL 5.5%	0		0	0	0
0100045. 1958 CSO Curt. ALB CRVM 3.5%	0		0	0	0
0100046. 1958 CSO Curt. ALB NL 3%	0		0	0	0
0100047. 1958 CSO Curt. ANB NL 5.5%	0		0	0	0
0100048. 1980 CET 3.00% NLP	0		0	0	0
0100049. 1980 CET 4.5%	0		0	0	0
0100050. 1980 CET 4.50% NLP	30,166		30,166	0	0
0100051. 1980 CSO 3.00% CRVM	70,009		70,009	0	0
0100052. 1980 CSO 3.00% NLP	2,640		2,640	0	0
0100053. 1980 CSO 4.00% CRVM	0		0	0	0
0100054. 1980 CSO 4.50% CRVM	205,857		205,857	0	0
0100055. 1980 CSO 4.50% NLP	69,151		69,151	0	0
0100056. 1980 CSO 6.00% NLP	0		0	0	0
0100057. 1980 CSO ALB MPT 5.5%	3,185,259		3,185,259	0	0
0100058. 1980 CSO ALB, 3.50%	0		0	0	0
0100059. 1980 CSO Cont ALB CRVM 4.5%	0		0	0	0
0100060. 1980 CSO Cont ALB NL 5.5%	0		0	0	0
0100061. 1980 CSO Cont. ALB CRVM 4%	0		0	0	0
0100062. 1980 CSO Cont. ALB CRVM 4.5%	47,924,165		47,924,165	0	0
0100063. 1980 CSO Cont. ALB CRVM 5%	5,680,161		5,680,161	0	0
0100064. 1980 CSO Cont. ALB CRVM 5.5%	5,910,511		5,910,511	0	0
0100065. 1980 CSO Cont. ALB CRVM 6%	5,151,024		5,151,024	0	0
0100066. 1980 CSO Cont. ALB NL 4%	4,218,363		4,218,363	0	0
0100067. 1980 CSO Cont. ALB NL 4.5%	28,461,698		28,461,698	0	0
0100068. 1980 CSO Cont. ALB NL 5%	13,029,792		13,029,792	0	0
0100069. 1980 CSO Cont. ALB NL 5.5%	47,773,176		47,773,176	0	0
0100070. 1980 CSO Cont. ALB NL 6%	76,489,345		76,489,345	0	0
0100071. 1980 CSO Cont. ANB CRVM 4%	3,106,871		3,106,871	0	0
0100072. 1980 CSO Cont. ANB CRVM 4.5%	29,525,562		29,525,562	0	0
0100073. 1980 CSO Cont. ANB CRVM 5%	3,091,600		3,091,600	0	0
0100074. 1980 CSO Cont. ANB CRVM 5.5%	21,823,932		21,823,932	0	0
0100075. 1980 CSO Cont. ANB CRVM 6%	27,524,066		27,524,066	0	0
0100076. 1980 CSO Cont. ANB NL 4%	49,113,809		49,113,809	0	0
0100077. 1980 CSO Cont. ANB NL 4.5%	28,061,748		28,061,748	0	0
0100078. 1980 CSO Cont. ANB NL 5%	36,538,335		36,538,335	0	0
0100079. 1980 CSO Cont. ANB NL 5.5%	43,885,415		43,885,415	0	0
0100080. 1980 CSO Cont. ANB NL 6%	49,429,223		49,429,223	0	0
0100081. 1980 CSO Curt. ALB CRVM 5%	0		0	0	0
0100082. 1980 CSO Curt. ALB NL 4%	0		0	0	0
0100083. 1980 CSO Curt. ALB NL 5%	0		0	0	0
0100084. 2001 CSO Cont. ALB CRVM 3%	29,943,518		1,460,480	28,483,038	0
0100085. 2001 CSO Cont. ALB CRVM 3.5%	59,756,445		59,756,445	0	0
0100086. 2001 CSO Cont. ALB CRVM 4%	80,712,764		80,712,764	0	0
0100087. 2001 CSO Cont. ALB CRVM 4.5%	4,002,067		4,002,067	0	0
0100088. 2001 CSO Cont. ANB CRVM 4%	160,208,754		128,171,473	0	32,037,281
0100089. 2001 CSO Cont. ANB CRVM 3.5%	87,790,438		87,790,438	0	0
0100090. 2017 CSO Cont. ANB CRVM 3.5%	30,508,318		30,508,318	0	0
0100091. 2017 CSO Cont. ALB CRVM 3.5%	4,536,235		4,536,235	0	0
0100092. 2017 CSO VM-20 NPR ANB 3%	91,570,953		91,570,953	0	0

EXHIBIT 5 - AGGREGATE RESERVE FOR LIFE CONTRACTS

1	2	3	4	5	6
Valuation Standard	Total ^(a)	Industrial	Ordinary	Credit (Group and Individual)	Group
0100093. 2017 CSO VM-20 NPR ALB 3%	13,615,542		13,615,542	0	0
0100094. 2017 CSO VM-20 NPR ANB 3.5%	14,607,363		14,607,363	0	0
0100095. 2017 CSO VM-20 NPR ALB 3.5%	2,171,946		2,171,946	0	0
0100096. 2017 CSO VM-20 NPR 3.5%	5,589,014		5,589,014	0	0
0100097. 2017 CSO Cont. CRVM 3.5%	23,270,162		23,270,162	0	0
0100098. 2017 CSO VM-20 NPR 3%	36,497,552		36,497,552	0	0
0100099. VM-20 DET/STO	1,604,646,178		1,604,646,178	0	0
0100100. AE 3.00% CRVM	27,236		27,236	0	0
0100101. AE 3.00% NLP	131,753		131,753	0	0
0100102. AE 3.50% NLP	19,298		19,298	0	0
0100103. AE 3.50% crvm	0		0	0	0
0100104. AE 4.00% NLP	396		396	0	0
0100105. AM 3.00% CRVM	0		0	0	0
0100106. AM 3.00% NL	0		0	0	0
0100107. AM 3.50% NL	0		0	0	0
0100108. IPOC	0		0	0	0
0100109. UNEARNED PREMIUM	62,108		62,108	0	0
0100110.	0		0	0	0
0199997. Totals (Gross)	2,805,824,373	0	2,745,304,054	28,483,038	32,037,281
0199998. Reinsurance ceded	1,583,184,705		1,583,184,705		
0199999. Life Insurance: Totals (Net)	1,222,639,668	0	1,162,119,349	28,483,038	32,037,281
0200001. Deferred 3%	133,140	XXX	133,140	XXX	
0200002. Deferred 3.5%	505,174	XXX	505,174	XXX	
0200003. Deferred 4%	833,966	XXX	833,966	XXX	
0299997. Totals (Gross)	1,472,280	XXX	1,472,280	XXX	0
0299998. Reinsurance ceded	0	XXX		XXX	
0299999. Annuities: Totals (Net)	1,472,280	XXX	1,472,280	XXX	0
0300001. 1983 IAM ALB 5.5%	49,672		49,672		
0399997. Totals (Gross)	49,672	0	49,672	0	0
0399998. Reinsurance ceded	0				
0399999. SCWLC: Totals (Net)	49,672	0	49,672	0	0
0400001. 1959 ADB/58 CSO 3.5%	1,073		1,073		
0499997. Totals (Gross)	1,073	0	1,073	0	0
0499998. Reinsurance ceded	0				
0499999. Accidental Death Benefits: Totals (Net)	1,073	0	1,073	0	0
0500001. 1952 DISA With 58 CSO 3%	9		9		
0500002. BENS COMB/W 58CSO 3% NL 1964-80	289		289		
0599997. Totals (Gross)	298	0	298	0	0
0599998. Reinsurance ceded	0				
0599999. Disability-Active Lives: Totals (Net)	298	0	298	0	0
0600001. 1952 DISABILITIES STUDY 3% & 58 CSO	204,487		204,487		
0600002. 2005 SOA Experience Study Table	10,605,795				10,605,795
0600003. BENS COMB/W 58CSO 3% NL 1964-80	3,164,503		3,164,503		
0699997. Totals (Gross)	13,974,785	0	3,368,990	0	10,605,795
0699998. Reinsurance ceded	2,906		2,906		
0699999. Disability-Disabled Lives: Totals (Net)	13,971,879	0	3,366,084	0	10,605,795
0700001. DEFICIENCY RESERVES	490,967,299	0	490,864,307		102,992
0700002. NONDEDUCTION	41,367	0	41,367		0
0700003. UNEARNED PREMIUM	2,572				2,572
0700004. MINIMUM DEATH BENEFIT GUARANTEE	220,503	0	220,503		
0700005. LIVING BENEFIT RIDERS ON LIFE CONTRACTS	35,725,686	0	35,725,686		
0799997. Totals (Gross)	526,957,427	0	526,851,863	0	105,564
0799998. Reinsurance ceded	310,175,549	0	310,175,549		
0799999. Miscellaneous Reserves: Totals (Net)	216,781,878	0	216,676,314	0	105,564
9999999. Totals (Net) - Page 3, Line 1	1,454,916,748	0	1,383,685,070	28,483,038	42,748,640

(a) Included in the above table are amounts of deposit-type contracts that originally contained a mortality risk. Amounts of deposit-type contracts in Column 2 that no longer contain a mortality risk are Life Insurance \$; Annuities \$; Supplementary Contracts with Life Contingencies \$; Accidental Death Benefits \$; Disability - Active Lives \$; Disability - Disabled Lives \$; Miscellaneous Reserves \$

EXHIBIT 5 - INTERROGATORIES

- 1.1 Has the reporting entity ever issued both participating and non-participating contracts?..... Yes [] No [X]
- 1.2 If not, state which kind is issued.
- 2.1 Does the reporting entity at present issue both participating and non-participating contracts?..... Yes [] No [X]
- 2.2 If not, state which kind is issued.
- 3. Does the reporting entity at present issue or have in force contracts that contain non-guaranteed elements?..... Yes [] No [X]
If so, attach a statement that contains the determination procedures, answers to the interrogatories and an actuarial opinion as described in the instructions.
- 4. Has the reporting entity any assessment or stipulated premium contracts in force? Yes [] No [X]
If so, state:
4.1 Amount of insurance?\$
4.2 Amount of reserve?\$
4.3 Basis of reserve:
4.4 Basis of regular assessments:
4.5 Basis of special assessments:
4.6 Assessments collected during the year\$
- 5. If the contract loan interest rate guaranteed in any one or more of its currently issued contracts is less than 5%, not in advance, state the contract loan rate guarantees on any such contracts.
- 6. Does the reporting entity hold reserves for any annuity contracts that are less than the reserves that would be held on a standard basis? Yes [] No [X]
6.1 If so, state the amount of reserve on such contracts on the basis actually held:.....\$
6.2 That would have been held (on an exact or approximate basis) using the actual ages of the annuitants; the interest rate(s) used in 6.1; and the same mortality basis used by the reporting entity for the valuation of comparable annuity benefits issued to standard lives. If the reporting entity has no comparable annuity benefits for standard lives to be valued, the mortality basis shall be the table most recently approved by the state of domicile for valuing individual annuity benefits:\$
Attach statement of methods employed in their valuation.
- 7. Does the reporting entity have any Synthetic GIC contracts or agreements in effect as of December 31 of the current year? Yes [] No [X]
7.1 If yes, state the total dollar amount of assets covered by these contracts or agreements\$
7.2 Specify the basis (fair value, amortized cost, etc.) for determining the amount:
7.3 State the amount of reserves established for this business:\$
7.4 Identify where the reserves are reported in the blank:
- 8. Does the reporting entity have any Contingent Deferred Annuity contracts or agreements in effect as of December 31 of the current year? Yes [] No [X]
8.1 If yes, state the total dollar amount of account value covered by these contracts or agreements:\$
8.2 State the amount of reserves established for this business:\$
8.3 Identify where the reserves are reported in the blank:
- 9. Does the reporting entity have any Guaranteed Lifetime Income Benefit contracts, agreements or riders in effect as of December 31 of the current year? Yes [] No [X]
9.1 If yes, state the total dollar amount of any account value associated with these contracts, agreements or riders:\$
9.2 State the amount of reserves established for this business:\$
9.3 Identify where the reserves are reported in the blank:

EXHIBIT 5A - CHANGES IN BASES OF VALUATION DURING THE YEAR

1 Description of Valuation Class	Valuation Basis		4 Increase in Actuarial Reserve Due to Change
	2 Changed From	3 Changed To	
.....
.....
.....
.....
9999999 - Total (Column 4, only)			0

ANNUAL STATEMENT FOR THE YEAR 2024 OF THE General Re Life Corporation

EXHIBIT 6 - AGGREGATE RESERVES FOR ACCIDENT AND HEALTH CONTRACTS (a)

	1 Total	Comprehensive		4 Medicare Supplement	5 Vision Only	6 Dental Only	7 Federal Employees Health Benefits Plan	8 Title XVIII Medicare	9 Title XIX Medicaid	10 Credit A&H	11 Disability Income	12 Long-Term Care	13 Other Health
		2 Individual	3 Group										
ACTIVE LIFE RESERVE													
1. Unearned premium reserves	48,490,340			8,856,100							20,603,935	18,446,615	583,690
2. Additional contract reserves (b)	1,904,382,145			17,800,200							109,968,928	1,733,392,638	43,220,379
3. Additional actuarial reserves-Asset/Liability analysis	0												
4. Reserve for future contingent benefits	0												
5. Reserve for rate credits	0												
6. Aggregate write-ins for reserves	0	0	0	0	0	0	0	0	0	0	0	0	0
7. Totals (Gross)	1,952,872,485	0	0	26,656,300	0	0	0	0	0	0	130,572,863	1,751,839,253	43,804,069
8. Reinsurance ceded	1,752,006,555			156,150							11,152	1,751,839,253	
9. Totals (Net)	200,865,930	0	0	26,500,150	0	0	0	0	0	0	130,561,711	0	43,804,069
CLAIM RESERVE													
10. Present value of amounts not yet due on claims	661,664,778										399,759,325	261,825,215	80,238
11. Additional actuarial reserves-Asset/Liability analysis	0												
12. Reserve for future contingent benefits	0												
13. Aggregate write-ins for reserves	0	0	0	0	0	0	0	0	0	0	0	0	0
14. Totals (Gross)	661,664,778	0	0	0	0	0	0	0	0	0	399,759,325	261,825,215	80,238
15. Reinsurance ceded	261,963,397										138,182	261,825,215	
16. Totals (Net)	399,701,381	0	0	0	0	0	0	0	0	0	399,621,143	0	80,238
17. TOTAL (Net)	600,567,311	0	0	26,500,150	0	0	0	0	0	0	530,182,854	0	43,884,307
18. TABULAR FUND INTEREST	0												
DETAILS OF WRITE-INS													
0601.													
0602.													
0603.													
0698. Summary of remaining write-ins for Line 6 from overflow page	0	0	0	0	0	0	0	0	0	0	0	0	0
0699. TOTALS (Lines 0601 through 0603 plus 0698) (Line 6 above)	0	0	0	0	0	0	0	0	0	0	0	0	0
1301.													
1302.													
1303.													
1398. Summary of remaining write-ins for Line 13 from overflow page	0	0	0	0	0	0	0	0	0	0	0	0	0
1399. TOTALS (Lines 1301 through 1303 plus 1398) (Line 13 above)	0	0	0	0	0	0	0	0	0	0	0	0	0

(a) Indicate if blocks of business in run-off that comprise less than 5% of premiums and less than 5% of reserve and loans liability are aggregated with material blocks of business and which columns are affected.
 (b) Attach statement as to valuation standard used in calculating this reserve, specifying reserve bases, interest rates and methods.

ANNUAL STATEMENT FOR THE YEAR 2024 OF THE General Re Life Corporation

EXHIBIT 7 - DEPOSIT TYPE CONTRACTS

	1	2	3	4	5	6
	Total	Guaranteed Interest Contracts	Annuities Certain	Supplemental Contracts	Dividend Accumulations or Refunds	Premium and Other Deposit Funds
1. Balance at the beginning of the year before reinsurance	837,960	0	0	28,701	577,158	232,101
2. Deposits received during the year	0					
3. Investment earnings credited to the account	44,918			1,178	32,723	11,017
4. Other net change in reserves	0					
5. Fees and other charges assessed	0					
6. Surrender charges	0					
7. Net surrender or withdrawal payments	68,072			1,178	58,144	8,750
8. Other net transfers to or (from) Separate Accounts	0					
9. Balance at the end of current year before reinsurance (Lines 1+2+3+4-5-6-7-8) (a)	814,806	0	0	28,701	551,737	234,368
10. Reinsurance balance at the beginning of the year	0	0	0	0	0	0
11. Net change in reinsurance assumed	0					
12. Net change in reinsurance ceded	0					
13. Reinsurance balance at the end of the year (Lines 10+11-12)	0	0	0	0	0	0
14. Net balance at the end of current year after reinsurance (Lines 9 + 13)	814,806	0	0	28,701	551,737	234,368

(a) FHLB Funding Agreements:

1. Reported as GICs (captured in column 2)	\$
2. Reported as Annuities Certain (captured in column 3)	\$
3. Reported as Supplemental Contracts (captured in column 4)	\$
4. Reported as Dividend Accumulations or Refunds (captured in column 5)	\$
5. Reported as Premium or Other Deposit Funds (captured in column 6)	\$
6. Total Reported as Deposit-Type Contracts (captured in column 1): (Sum of Lines 1 through 5) .	\$

ANNUAL STATEMENT FOR THE YEAR 2024 OF THE General Re Life Corporation
EXHIBIT 8 - CLAIMS FOR LIFE AND ACCIDENT AND HEALTH CONTRACTS

PART 1 - Liability End of Current Year

	1	2	3	4	5	6	7	8
	Total	Individual Life	Group Life	Individual Annuities	Group Annuities	Accident & Health	Fraternal	Other Lines of Business
1. Due and unpaid:								
1.1 Direct0							
1.2 Reinsurance assumed0							
1.3 Reinsurance ceded0							
1.4 Net0	.0	.0	.0	.0	.0	.0	.0
2. In course of settlement:								
2.1 Resisted								
2.11 Direct0							
2.12 Reinsurance assumed0							
2.13 Reinsurance ceded0							
2.14 Net0	(b) .0	(b) .0	(b) .0	.0	.0	.0	.0
2.2 Other								
2.21 Direct0							
2.22 Reinsurance assumed	367,966,037	284,931,261	8,665,388	.0		74,369,388		
2.23 Reinsurance ceded	41,779,667	10,696,951	.0	.0		31,082,716		
2.24 Net	326,186,370	(b) 274,234,310	(b) 8,665,388	(b) .0	.0	(b) 43,286,672	.0	.0
3. Incurred but unreported:								
3.1 Direct0							
3.2 Reinsurance assumed	338,736,235	180,530,709	26,871,297	.0		131,334,229		
3.3 Reinsurance ceded	33,633,653	1,004,151	.0	.0		32,629,502		
3.4 Net	305,102,582	(b) 179,526,558	(b) 26,871,297	(b) .0	.0	(b) 98,704,727	.0	.0
4. TOTALS								
4.1 Direct0	.0	.0	.0	.0	.0	.0	.0
4.2 Reinsurance assumed	706,702,272	465,461,970	35,536,685	.0	.0	205,703,617	.0	.0
4.3 Reinsurance ceded	75,413,320	11,701,102	.0	.0	.0	63,712,218	.0	.0
4.4 Net	631,288,952	(a) 453,760,868	(a) 35,536,685	0	0	141,991,399	0	0

(a) Including matured endowments (but not guaranteed annual pure endowments) unpaid amounting to \$ in Column 2 and \$ in Column 3.

(b) Include only portion of disability and accident and health claim liabilities applicable to assumed "accrued" benefits. Reserves (including reinsurance assumed and net of reinsurance ceded) for unaccrued benefits for Individual Life \$ Group Life \$, and Individual Annuities \$ are included in Page 3, Line 1, (See Exhibit 5, Section on Disability Disabled Lives); and for Accident and Health \$ are included in Page 3, Line 2 (See Exhibit 6, Claim Reserve).

ANNUAL STATEMENT FOR THE YEAR 2024 OF THE General Re Life Corporation
EXHIBIT 8 - CLAIMS FOR LIFE AND ACCIDENT AND HEALTH CONTRACTS

PART 2 - Incurred During the Year

	1	2	3	4	5	6	7	8
	Total	Individual Life (a)	Group Life (b)	Individual Annuities	Group Annuities	Accident & Health	Fraternal	Other Lines of Business
1. Settlements During the Year:								
1.1 Direct	0							
1.2 Reinsurance assumed	1,109,997,129	768,079,986	37,308,271	47,335		304,561,537		
1.3 Reinsurance ceded	81,658,893	13,297,936	0	0		68,360,957		
1.4 Net	(c) 1,028,338,236	754,782,050	37,308,271	47,335	0	236,200,580	0	0
2. Liability December 31, current year from Part 1:								
2.1 Direct	0	0	0	0	0	0	0	0
2.2 Reinsurance assumed	706,702,272	465,461,970	35,536,685	0	0	205,703,617	0	0
2.3 Reinsurance ceded	75,413,320	11,701,102	0	0	0	63,712,218	0	0
2.4 Net	631,288,952	453,760,868	35,536,685	0	0	141,991,399	0	0
3. Amounts recoverable from reinsurers December 31, current year	2,806,659	2,806,659						
4. Liability December 31, prior year:								
4.1 Direct	0	0	0	0	0	0	0	0
4.2 Reinsurance assumed	695,225,512	383,712,052	32,356,446	0	0	279,157,014	0	0
4.3 Reinsurance ceded	61,707,684	10,721,545	0	0	0	50,986,139	0	0
4.4 Net	633,517,828	372,990,507	32,356,446	0	0	228,170,875	0	0
5. Amounts recoverable from reinsurers December 31, prior year	1,829,293	1,829,293						
6. Incurred Benefits								
6.1 Direct	0	0	0	0	0	0	0	0
6.2 Reinsurance assumed	1,121,473,889	849,829,904	40,488,510	47,335	0	231,108,140	0	0
6.3 Reinsurance ceded	96,341,895	15,254,859	0	0	0	81,087,036	0	0
6.4 Net	1,025,131,994	834,575,045	40,488,510	47,335	0	150,021,104	0	0

(a) Including matured endowments (but not guaranteed annual pure endowments) amounting to \$ in Line 1.1, \$ in Line 1.4.

\$ in Line 6.1, and \$ in Line 6.4.

(b) Including matured endowments (but not guaranteed annual pure endowments) amounting to \$ in Line 1.1, \$ 97,890 in Line 1.4.

\$ in Line 6.1, and \$ 97,890 in Line 6.4.

(c) Includes \$ premiums waived under total and permanent disability benefits.

ANNUAL STATEMENT FOR THE YEAR 2024 OF THE General Re Life Corporation

EXHIBIT OF NON-ADMITTED ASSETS

	1	2	3
	Current Year Total Nonadmitted Assets	Prior Year Total Nonadmitted Assets	Change in Total Nonadmitted Assets (Col. 2 - Col. 1)
1. Bonds (Schedule D)			0
2. Stocks (Schedule D):			
2.1 Preferred stocks			0
2.2 Common stocks			0
3. Mortgage loans on real estate (Schedule B):			
3.1 First liens			0
3.2 Other than first liens.....			0
4. Real estate (Schedule A):			
4.1 Properties occupied by the company			0
4.2 Properties held for the production of income.....			0
4.3 Properties held for sale			0
5. Cash (Schedule E - Part 1), cash equivalents (Schedule E - Part 2) and short-term investments (Schedule DA)			0
6. Contract loans			0
7. Derivatives (Schedule DB)			0
8. Other invested assets (Schedule BA)			0
9. Receivables for securities			0
10. Securities lending reinvested collateral assets (Schedule DL)			0
11. Aggregate write-ins for invested assets	0	0	0
12. Subtotals, cash and invested assets (Lines 1 to 11)	0	0	0
13. Title plants (for Title insurers only)			0
14. Investment income due and accrued	27,656	85,303	57,647
15. Premiums and considerations:			
15.1 Uncollected premiums and agents' balances in the course of collection	1,903,743	1,482,212	(421,531)
15.2 Deferred premiums, agents' balances and installments booked but deferred and not yet due .			0
15.3 Accrued retrospective premiums and contracts subject to redetermination			0
16. Reinsurance:			
16.1 Amounts recoverable from reinsurers			0
16.2 Funds held by or deposited with reinsured companies			0
16.3 Other amounts receivable under reinsurance contracts			0
17. Amounts receivable relating to uninsured plans			0
18.1 Current federal and foreign income tax recoverable and interest thereon			0
18.2 Net deferred tax asset	36,960,025		(36,960,025)
19. Guaranty funds receivable or on deposit			0
20. Electronic data processing equipment and software	1,115,313	1,611,008	495,695
21. Furniture and equipment, including health care delivery assets		9,803	9,803
22. Net adjustment in assets and liabilities due to foreign exchange rates			0
23. Receivables from parent, subsidiaries and affiliates			0
24. Health care and other amounts receivable			0
25. Aggregate write-ins for other-than-invested assets	6,115,992	6,628,616	512,624
26. Total assets excluding Separate Accounts, Segregated Accounts and Protected Cell Accounts (Lines 12 to 25)	46,122,729	9,816,942	(36,305,787)
27. From Separate Accounts, Segregated Accounts and Protected Cell Accounts			0
28. Total (Lines 26 and 27)	46,122,729	9,816,942	(36,305,787)
DETAILS OF WRITE-INS			
1101.			
1102.			
1103.			
1198. Summary of remaining write-ins for Line 11 from overflow page	0	0	0
1199. Totals (Lines 1101 through 1103 plus 1198)(Line 11 above)	0	0	0
2501. Other Receivables	6,115,992	6,628,616	512,624
2502.			
2503.			
2598. Summary of remaining write-ins for Line 25 from overflow page	0	0	0
2599. Totals (Lines 2501 through 2503 plus 2598)(Line 25 above)	6,115,992	6,628,616	512,624

NOTES TO FINANCIAL STATEMENTS

1. SUMMARY OF SIGNIFICANT ACCOUNTING POLICIES AND GOING CONCERN

A. Accounting Practices

The accompanying statutory financial statements of General Re Life Corporation (the "Corporation") have been prepared in conformity with accounting practices prescribed or permitted by the National Association of Insurance Commissioners' ("NAIC") *Annual Statement Instructions and Accounting Practices and Procedures Manual*, version effective March 2024, except as otherwise prescribed or permitted by the laws of the State of Connecticut.

	SSAP #	F/S Page	F/S Line #	2024	2023
<u>NET INCOME</u>					
(1) General Re Life Corporation state basis (Page 4, Line 35, Columns 1 & 2)				\$ 130,349,063	\$ 339,254,944
(2) State Prescribed Practices that are an increase/(decrease) from NAIC SAP:	N/A	N/A	N/A	N/A	N/A
(3) State Permitted Practices that are an increase/(decrease) from NAIC SAP:	N/A	N/A	N/A	N/A	N/A
(4) NAIC SAP (1-2-3=4)				<u>\$ 130,349,063</u>	<u>\$ 339,254,944</u>
<u>SURPLUS</u>					
(5) General Re Life Corporation state basis (Page 3, Line 38, Columns 1 & 2)				\$ 1,346,086,574	\$ 1,331,288,735
(6) State Prescribed Practices that are an increase/(decrease) from NAIC SAP:	N/A	N/A	N/A	N/A	N/A
(7) State Permitted Practices that are an increase/(decrease) from NAIC SAP:	N/A	N/A	N/A	N/A	N/A
(8) NAIC SAP (5-6-7=8)				<u>\$ 1,346,086,574</u>	<u>\$ 1,331,288,735</u>

B. Use of Estimates in the Preparation of the Financial Statements

The preparation of financial statements requires management to make estimates and assumptions that affect the reported amounts included in these statutory statements. It also requires disclosure of contingent assets and liabilities at the date of the financial statement and the reported amounts of revenue and expenses during the period. Actual results could differ from those estimates.

C. Accounting Policy

Life premiums are recognized as income over the premium paying period of the related policies. Annuity considerations are recognized as revenue when received. Health premiums are earned ratably over the terms of the related insurance contracts or policies. Expenses incurred in connection with acquiring new insurance business, including acquisition costs such as sales commissions, are charged to operations as incurred.

In addition, the Corporation uses the following accounting policies:

1. Short-term investments are stated at amortized cost.
2. Bonds not backed by other loans, are stated at either amortized cost using the interest method or the lower of amortized cost or fair market value.
3. Unaffiliated common stocks are stated at fair market value.
4. Perpetual preferred stocks are carried at fair value.
5. As of December 31, 2024 the Corporation did not own any mortgage loans.
6. Loan-backed securities are stated at either amortized cost, using the interest method or the lower of amortized cost or fair market value. The retrospective adjustment method is used to value all securities except for interest only securities or securities where the yield has become negative. These securities are valued using the prospective method.
7. Investments in insurance subsidiary, controlled and affiliated entities are included in Common Stocks based on the surplus value of the entity determined in accordance with Statutory Accounting Principles. Investments in non-insurance subsidiary, controlled and affiliated entities are based market value with a statutory carrying value reduction.
8. The Corporation has no investment in joint ventures, partnerships or limited liability companies.
9. The Corporation did not hold any derivatives as of December 31, 2024.
10. The Corporation calculates premium deficiencies in accordance with SSAP No. 54, on Accident and Health Contracts and anticipates investment income for its long duration contracts.

NOTES TO FINANCIAL STATEMENTS

11. For Group Products and Medicare Supplement, IBNR is calculated based on the Historical Development Method (claim triangles). Claim liabilities are calculated based upon historical experience. For Group Long-Term Disability, Long Term Care and Individual Disability Income, tabular reserve factors are applied to outstanding claims.

12. The Corporation has not modified its capitalization policy from the prior period.

13. Pharmaceutical rebates - not applicable.

D. Going Concern

Management's evaluation of relevant conditions and events, considered in the aggregate, indicate that the Corporation will be able to meet its obligations as they become due within one year following the issuance of this Annual Statement.

2. ACCOUNTING CHANGES AND CORRECTIONS OF ERRORS

The Corporation did not have any accounting changes or corrections of errors as of or for the year ended December 31, 2024.

3. BUSINESS COMBINATIONS AND GOODWILL

Not Applicable

4. DISCONTINUED OPERATIONS

Not Applicable

5. INVESTMENTS

A. Mortgage Loans, including Mezzanine Real Estate Loans

Not Applicable

B. Debt Restructuring

Not Applicable

C. Reverse Mortgages

Not Applicable

D. Loan-Backed Securities

1. Prepayments assumptions for Mortgage-Backed Securities, Collateralized Mortgage Obligations and Other Structured Securities were generated using a purchased prepayment model. The prepayment model uses a number of factors to estimate prepayment activity including the time of year (seasonality), current levels or interest rates (refinancing incentive), economic activity (including housing turnover) and term and age of the underlying collateral (burnout, seasoning). On an ongoing basis, we monitor the rate of prepayment and calibrate the model to reflect actual experience, market factors, and viewpoint.

2. Loan-Backed Securities with other-than-temporary impairments – Not Applicable.

3. All securities within the scope of this statement with a recognized other-than-temporary impairment - Not Applicable.

4. All impaired securities (fair value is less than cost or amortized cost) for which an other-than-temporary impairment has not been recognized in earnings as a realized loss (including securities with a recognized other-than-temporary impairment for non-interest related declines when a non-recognized interest related impairment remains):

a. The aggregate amount of unrealized losses:

1. Less than 12 Months	-
2. 12 Months or Longer	-

b. The aggregate related fair value of securities with unrealized losses:

1. Less than 12 Months	-
2. 12 Months or Longer	\$ -

5. A review of investments is performed as of each financial statement date with respect to investments of an issuer where the market value is below cost. If in management's judgment, the decline in value is other-than-temporary, the cost of the investment is written down to fair value with a corresponding charge to earnings. Factors considered in determining whether impairment exists include: the financial condition, business prospects and creditworthiness of the issuer; the length of time that the asset has been less than the cost; and the Corporation's ability and intent to hold such investments until the fair value recovers. If a decline in value is solely attributable to changes in market interest rates, rather than fundamental credit problems with the issuer, impairment is deemed other-than-temporary when the Corporation has the intent to sell an investment, at the reporting date, before recovery of the cost of the investment.

E. Dollar Repurchase Agreements and/or Securities Lending Transactions

Not Applicable

NOTES TO FINANCIAL STATEMENTS

F. Repurchase Agreements Transactions Accounted for as Secured Borrowing

Not Applicable

G. Reverse Repurchase Agreements Transactions Accounted for as Secured Borrowing

Not Applicable

H. Repurchase Agreements Transactions Accounted for as a Sale

Not Applicable

I. Reverse Repurchase Agreements Transactions Accounted for as a Sale

Not Applicable

J. Real Estate

Not Applicable

K. Low-Income Housing Tax Credits (LIHTC)

Not Applicable

L. Restricted Assets

(1) Restricted Assets (including Pledged)

	Gross (Admitted & Nonadmitted) Restricted							Current Year			
	Current Year					6	7	8	Percentage		
	1	2	3	4	5				9	10	11
	Total General Account (G/A)	G/A Supporting S/A Activity (a)	Total Separate Account (SA) Restricted Assets	S/A Assets Supporting G/A Activity (b)	Total (1 plus 3)	Total From Prior Year	Increase/ (Decrease) (5 minus 6)	Total Nonadmitted Restricted	Total Current Year Admitted Restricted (5 minus 8)	Gross (Admitted & Nonadmitted) Restricted to Total Assets (c)	Admitted Restricted to Total Admitted Assets (d)
h. Letter stock or securities restricted as to sale - excl FHLB capital stock	707,249,438				707,249,438	714,291,331	(7,041,893)	-	707,249,438	16.740%	16.925%
j. On deposit with states	6,516,500				6,516,500	6,411,139	105,361		105	0.154%	0.156%
k. On deposit with other regulatory bodies	216,070,761				216,070,761	221,966,563	(5,895,802)		216,070,761	5.114%	5.171%
n. Other restricted assets	163,343,902				163,343,902	6,998,829	156,345,073		163,343,902	3.866%	3.909%
o. Total Restricted Assets	\$ 1,093,180,601	\$ -	\$ -	\$ -	\$ 1,093,180,601	\$ 949,667,862	\$ 143,512,739	\$ -	\$ 1,093,180,601	25.875%	26.160%

(a) Subset of column 1

(b) Subset of column 3

(c) Column 5 divided by Asset Page, Column 1, Line 28

(d) Column 9 divided by Asset Page, Column 3, Line 28

(2) Detail of Assets Pledged as Collateral Not Captured in Other Categories – Not Applicable

(3) Detail of Other Restricted Assets

From time to time the Corporation enters into reinsurance agreements which require the use of trust agreements. As of December 31, 2024, the \$163.3 million of other restricted assets represents amounts held in trust for the benefit of ceding companies.

(4) Collateral Received and Reflected as Assets Within the Financial Statements

Not applicable.

M. Working Capital Finance Investments

Not Applicable

N. Offsetting and Netting of Assets and Liabilities

Not Applicable

NOTES TO FINANCIAL STATEMENTS

O. 5GI Securities

Not Applicable

P. Short Sales

Not applicable

Q. Prepayment Penalty and Acceleration Fees

Not applicable

R. Cash pools

Not Applicable

6. JOINT VENTURES, PARTNERSHIPS AND LIMITED LIABILITY COMPANIES

A. The Corporation has no investments in Joint Ventures, Partnerships or Limited Liability Companies that exceed 10% of its admitted assets.

B. The Corporation did not have any such investments requiring the recognition of any impairment.

7. INVESTMENT INCOME

A. Schedule D Part 1 - investment income due and accrued with amounts over 90 days past due is recognized as non-admitted and excluded from surplus.

B. Investment income due and accrued with amounts over 90 days past due as of December 31, 2024 and 2023 was \$27,656 and \$85,303, respectively.

C. As of December 31, 2024 and December 31, 2023 the Corporation has gross net investment due and accrued of \$13,548,361 and \$14,186,241, respectively.

D. As of December 31, 2024 and December 31, 2023, the Corporation did not have deferred interest

E. As of December 31, 2024 and December 31, 2023, the Corporation did not have paid-in-kind interest.

8. DERIVATIVE INSTRUMENTSA. Derivatives under SSAP No. 86 – *Derivatives*

1. Not applicable

2. Not applicable

3. Not applicable

4. Not applicable

5. Not applicable.

6. Not applicable.

7. Not applicable.

8. Not applicable.

9. Not applicable.

B. Not applicable

NOTES TO FINANCIAL STATEMENTS

9. INCOME TAXES

A. The components of the net deferred tax asset/(liability) at 12/31 are as follows:

(1) DTA / (DTL) Components

- (a) Gross Deferred Tax Assets
 (b) Statutory Valuation Allowance Adjustments
 (c) Adjusted Gross Deferred Tax Assets (1a - 1b)
 (d) Deferred Tax Assets Nonadmitted
 (e) Subtotal Net Admitted Deferred Tax Asset (1c - 1d)
 (f) Deferred Tax Liabilities
 (g) Net Admitted Deferred Tax Asset (Liability) (1e - 1f)

	12/31/2024			12/31/2023			Change		
	Ordinary	Capital	Total	Ordinary	Capital	Total	Ordinary	Capital	Total
(a) Gross Deferred Tax Assets	81,688,133	-	81,688,133	92,045,405	-	92,045,405	(10,357,272)	-	(10,357,272)
(b) Statutory Valuation Allowance Adjustments	-	-	-	-	-	-	-	-	-
(c) Adjusted Gross Deferred Tax Assets (1a - 1b)	81,688,133	-	81,688,133	92,045,405	-	92,045,405	(10,357,272)	-	(10,357,272)
(d) Deferred Tax Assets Nonadmitted	36,960,025	-	36,960,025	-	-	-	36,960,025	-	36,960,025
(e) Subtotal Net Admitted Deferred Tax Asset (1c - 1d)	44,728,108	-	44,728,108	92,045,405	-	92,045,405	(47,317,297)	-	(47,317,297)
(f) Deferred Tax Liabilities	7,901,467	634,722	8,536,189	8,784,774	66,939,451	75,724,225	(883,307)	(66,304,729)	(67,188,036)
(g) Net Admitted Deferred Tax Asset (Liability) (1e - 1f)	36,826,641	(634,722)	36,191,919	83,260,631	(66,939,451)	16,321,180	(46,433,990)	66,304,729	19,870,739

(2) Admission Calculation Components under SSAP No. 101 (11.a. - 11.c.)

- (a) Federal Income Taxes Paid in Prior Years Recoverable Through Loss Carrybacks.
 (b) Adjusted Gross Deferred Tax Assets Expected To Be Realized (Excluding The Amount Of Deferred Tax Assets From 2(a) above) After Application of the Threshold Limitation. (The Lesser of 2(b)1 and 2(b)2 Below)
 1. Adjusted Gross Deferred Tax Assets Expected To Be Realized Following The Balance Sheet Date.
 2. Adjusted Gross Deferred Tax Assets Allowed Per Limitation Threshold.
 (c) Adjusted Gross Deferred Tax Assets (Excluding The Amount Of Deferred Tax Assets From 2(a) and 2(b) Above) Offset by Gross Deferred Tax Liabilities.
 (d) Deferred Tax Assets Admitted as the Result of Application of SSAP No. 101. Total (2(a) + 2(b) + 2(c))

	12/31/2024			12/31/2023			Change		
	Ordinary	Capital	Total	Ordinary	Capital	Total	Ordinary	Capital	Total
(a) Federal Income Taxes Paid in Prior Years Recoverable Through Loss Carrybacks.	-	-	-	-	-	-	-	-	-
(b) Adjusted Gross Deferred Tax Assets Expected To Be Realized (Excluding The Amount Of Deferred Tax Assets From 2(a) above) After Application of the Threshold Limitation. (The Lesser of 2(b)1 and 2(b)2 Below)	36,191,919	-	36,191,919	31,511,140	-	31,511,140	4,680,779	-	4,680,779
1. Adjusted Gross Deferred Tax Assets Expected To Be Realized Following The Balance Sheet Date.	36,191,919	-	36,191,919	31,511,140	-	31,511,140	4,680,779	-	4,680,779
2. Adjusted Gross Deferred Tax Assets Allowed Per Limitation Threshold.	NA	NA	197,003,024	NA	NA	197,753,880	NA	NA	(750,856)
(c) Adjusted Gross Deferred Tax Assets (Excluding The Amount Of Deferred Tax Assets From 2(a) and 2(b) Above) Offset by Gross Deferred Tax Liabilities.	8,536,189	-	8,536,189	60,534,265	-	60,534,265	(51,998,076)	-	(51,998,076)
(d) Deferred Tax Assets Admitted as the Result of Application of SSAP No. 101. Total (2(a) + 2(b) + 2(c))	44,728,108	-	44,728,108	92,045,405	-	92,045,405	(47,317,297)	-	(47,317,297)

(3) Threshold Used in 11.b.

- (a) Ratio Percentage Used To Determine Recovery Period And Threshold Limitation Amount
 (b) Adjusted Capital and Surplus Amount Used to Determine Recovery Period And Threshold Limitation

2024
788.6%
1,313,353,490

2023
853.92%
1,334,680,380

(4) Impact of Tax Planning Strategies:

- (a) Determination Of Adjusted Gross Deferred Tax Assets And Net Admitted Deferred Tax Assets, By Tax Character As A Percentage.

1. Adjusted Gross DTAs Amount From Note 9A1(c)
 2. Percentage Of Adjusted Gross DTAs By Tax Character Attributable To The Impact Of Tax Planning Strategies
 3. Net Admitted Adjusted Gross DTAs Amount From Note 9A1(e)
 4. Percentage Of Net Admitted Adjusted Gross DTAs By Tax Character Admitted Because Of The Impact Of Tax Planning Strategies

	12/31/2024		12/31/2023		Change	
	Ordinary	Capital	Ordinary	Capital	Ordinary	Capital
(a) Determination Of Adjusted Gross Deferred Tax Assets And Net Admitted Deferred Tax Assets, By Tax Character As A Percentage.	NA	NA	NA	NA	NA	NA
1. Adjusted Gross DTAs Amount From Note 9A1(c)	81,688,133	-	92,045,405	-	(10,357,272)	-
2. Percentage Of Adjusted Gross DTAs By Tax Character Attributable To The Impact Of Tax Planning Strategies	NA	NA	NA	NA	NA	NA
3. Net Admitted Adjusted Gross DTAs Amount From Note 9A1(e)	44,728,108	-	92,045,405	-	(47,317,297)	-
4. Percentage Of Net Admitted Adjusted Gross DTAs By Tax Character Admitted Because Of The Impact Of Tax Planning Strategies	NA	NA	NA	NA	NA	NA

- (b) Does the Corporation's tax-planning strategies include the use of reinsurance?

N/A

The portion of assets admitted under 11.b.ii is assumed to be 100% ordinary in character.

The Corporation is not utilizing any tax planning strategies in its determination of its adjusted Ordinary and Capital Gross Deferred Tax Assets or net admitted Deferred Tax Assets.

B. Deferred tax liabilities are not recognized for the following amounts:

N/A

NOTES TO FINANCIAL STATEMENTS

C. Current income tax and change in deferred tax assets and liabilities consist of the following major components:

(1) Current Income Taxes:

	12/31/2024	12/31/2023	Change
(a) Federal	41,131,821	63,933,408	(22,801,587)
(b) Foreign	2,549,172	3,914,835	(1,365,663)
(c) Subtotal	43,680,993	67,848,243	(24,167,250)
(d) Federal Income Tax on Net Capital Gains	65,600,233	4,591,856	61,008,377
(e) Utilization of Capital Loss Carryforwards	-	-	-
(f) Other	-	-	-
(g) Federal and Foreign Income Taxes Incurred	109,281,226	72,440,099	36,841,127

(2) Deferred Tax Assets:

(a) Ordinary:

(1) Discounting of Unpaid Losses	71,871,552	72,617,312	(745,760)
(2) Unearned Premium Reserve	-	-	-
(3) Policyholder Reserve	-	-	-
(4) Investments	765,631	765,631	-
(5) Deferred Acquisition Costs	-	10,434,851	(10,434,851)
(6) Policyholder Dividends Accrual	-	-	-
(7) Fixed Assets	-	-	-
(8) Compensation and Benefits Accrual	2,546,543	2,409,384	137,159
(9) Pension Accrual	-	-	-
(10) Receivables - Nonadmitted	-	-	-
(11) Net Operating Loss Carryforward	-	-	-
(12) Tax Credit Carryforward	-	-	-
(13) Accruals Not Deductible	157,500	380,225	(222,725)
(14) Other Assets - Nonadmitted	1,924,168	2,061,558	(137,390)
(15) Other (Including Items <5% of Total Ordinary Deferred Tax Assets)	4,422,739	3,376,444	1,046,295
(99) Subtotal	81,688,133	92,045,405	(10,357,272)

(b) Statutory Valuation Allowance Adjustment

(c) Nonadmitted Deferred Tax Assets

(d) Admitted Ordinary Deferred Tax Assets (2a99 - 2b - 2c)

	-	-	-
	36,960,025	-	36,960,025
	44,728,108	92,045,405	(47,317,297)

(e) Capital:

(1) Investments

(2) Real Estate

(3) Unrealized Gains/(Losses)

(4) Other (Including Items <5% of Total Capital Deferred Tax Assets)

(99) Subtotal

(f) Statutory Valuation Allowance Adjustment

(g) Nonadmitted Deferred Tax Assets

(h) Admitted Capital Deferred Tax Assets (2e99 - 2f - 2g)

	-	-	-
	-	-	-
	-	-	-
	-	-	-
	-	-	-
	-	-	-
	-	-	-

(i) Total Admitted Deferred Tax Assets (2d + 2h)

	44,728,108	92,045,405	(47,317,297)
--	------------	------------	--------------

(3) Deferred Tax Liabilities:

(a) Ordinary:

(1) Investments

(2) Fixed Assets

(3) Deferred and Uncollected Premium

(4) Policyholder Reserves

(5) Other (Including Items <5% of Total Ordinary Deferred Tax Liabilities)

(99) Subtotal

	7,671,202	8,448,491	(777,289)
	230,265	336,283	(106,018)
	-	-	-
	-	-	-
	-	-	-
	7,901,467	8,784,774	(883,307)

(b) Capital:

(1) Investments

(2) Real Estate

(3) Unrealized Gains/(Losses)

(4) Other (Including Items <5% of Total Capital Deferred Tax Liabilities)

(99) Subtotal

	634,722	66,939,452	(66,304,730)
	-	-	-
	-	-	-
	-	-	-
	634,722	66,939,452	(66,304,730)

(c) Total Deferred Tax Liabilities (3a99 + 3b99)

	8,536,189	75,724,226	(67,188,037)
--	-----------	------------	--------------

(4) Net Admitted Deferred Tax Assets/Liabilities (2i - 3c)

	36,191,919	16,321,179	19,870,740
--	------------	------------	------------

NOTES TO FINANCIAL STATEMENTS

The Change in net deferred income taxes is comprised of the following:

Total Deferred Tax Assets	\$ 81,688,133	\$ 92,045,405	\$ (10,357,272)
Total Deferred Tax Liabilities	(8,536,189)	(75,724,226)	67,188,037
Net Deferred Tax Asset / (Liability)	\$ 73,151,944	\$ 16,321,179	56,830,765
Tax Effect of Unrealized Foreign Exchange Gain (Losses)			777,289
Change in Net Deferred Income Tax			\$ 56,053,476

D. Reconciliation of Federal Income Tax Rate to Actual Effective Rate:

The provision for federal and foreign income taxes incurred is different from that which would be obtained by applying the statutory Federal income tax rate to income before income taxes. The significant items causing this difference are as follows:

Description	Amount	Tax Effect	Effective Tax Rate
Provision Computed at Statutory Rate	239,701,290	50,337,271	21.0%
Interest Maintenance Reserve	-	(45,451)	0.0%
Change in Nonadmitted Assets	-	137,390	0.1%
Other	-	2,798,540	1.1%
Total Statutory Income Tax	239,701,290	53,227,750	22.2%
Federal and Foreign Income Taxes Incurred		109,281,226	45.6%
Change in Net Deferred Income Expense/(Benefit)		(56,053,476)	-23.4%
Total Statutory Income Tax		53,227,750	22.2%

E. Operating Loss, Tax Credit Carryforwards and IRC 6603 deposits:

(1) The Corporation has no operating losses available for tax purposes. At December 31, 2024, the Corporation had the following foreign tax credit carryforwards

(2) The following are income taxes incurred in the current year and prior year that are available for recoupment in the event of future losses

	ORDINARY	CAPITAL	TOTAL
2024	-	66,253,675	66,253,675
2023	-	3,938,414	3,938,414
2022	-	-	-

(3) The Corporation does not have any current amounts on deposit with the Treasury for potential underpayments of tax to suspend the running of interest under Section 6603 of the Internal Revenue Code.

F. Consolidated Federal Income Tax Return

(1) The Corporation joins with a group of approximately seven hundred seventy-five affiliated companies in the filing of a consolidated federal income tax return by Berkshire Hathaway Inc., common parent Corporation of the group.

(2) The consolidated tax liability is allocated among affiliates in the ratio that each affiliate's separate return tax liability bears to the sum of the separate return tax liabilities of all affiliates that are members of the consolidated group. In addition, a complementary method is used which results in reimbursement by profitable affiliates to loss affiliates for tax benefits generated by loss affiliates.

The computation of the Federal Corporate Alternative Minimum Tax ("CAMT") is determined on a consolidated federal income tax return basis and will depend on the facts and circumstances of the given year. Applicability of the CAMT has been evaluated and it has been determined that the Corporation is an applicable reporting entity; however, the 2024 Annual Statement does not include an estimated impact of the CAMT as the Corporation does not expect to incur a CAMT liability in 2024. When evaluating the need for a valuation allowance for regular tax deferred tax assets, the Company will disregard CAMT.

10. INFORMATION CONCERNING PARENT, SUBSIDIARIES, AFFILIATES AND ALL OTHER RELATED PARTIES

A. General Reinsurance Corporation (GRC), the parent of the Corporation, provides accounting, actuarial and administrative services to the Corporation. The Corporation provides accounting, actuarial, and administrative services to its wholly owned subsidiary IdeaLife Insurance Company (IDL). The costs of these services are apportioned to the Corporation, subsidiaries and affiliates based upon time, number of employees, company assets, or square footage.

On November 5, 2025 the Corporation declared a \$136.0 million which was paid to its parent, GRC, on November 18, 2024. The Corporation did not pay any dividends in 2023.

B. On September 9, 2020, in exchange for other invested assets, the Corporation received an \$167.3 million interest in a loan issued by the Union Underwear Company, an affiliate, whose ultimate parent company is Berkshire Hathaway Inc. The Corporation recorded the transaction at fair value and records the investment at book value. The loan matures in 2027. The Corporation is required to obtain authorization from the issuer prior to selling or transferring its interest in the loan to another party. As of December 31, 2024 the book value of the loan was \$178.9 million.

On October 18, 2018 the Corporation entered into a ten year AUD 75 million loan agreement with Marmon Crane Australia Pty Ltd (Marmon), an affiliated Australian corporation whose ultimate parent company is Berkshire Hathaway Inc. The loan is recorded as an Other Invested Asset. The Corporation is required to obtain authorization from the issuer prior to selling or

NOTES TO FINANCIAL STATEMENTS

transferring the note to another party. On December 29, 2023, Marmon paid the Corporation \$30M AUD of the outstanding principal of the loan. As of December 31, 2024 the book value of the loan was \$28.4 million.

On September 19, 2021, the Corporation's \$500 million interest bearing note from Berkshire Hathaway Inc (Berkshire), the Corporation's ultimate parent company, matured. Concurrent with the maturity of the note, the Corporation entered into a new ten year \$500 million loan with Berkshire. The new note matures in September 2031. The Corporation is required to obtain authorization from the issuer prior to selling or transferring the note to another party.

The Corporation is a participant in a short-term investment pool which is governed by an agreement with affiliated companies, whereby participants pool funds and invest principally in discount notes. The Corporation's investment in this account is carried at amortized cost, which together with accrued interest thereon, approximates market value. As of December 31, 2024 and December 31, 2023 the Corporation had investments in the short-term pool of \$147.3 million and \$62.5 million, respectively.

The Corporation is a party to a Master Loan Agreement which created an intercompany short-term loan program to reduce each affiliate's level of short term investments, yet allows the affiliate to retain sufficient liquidity to pay current obligations by borrowing funds as needed. GRC acts as the manager of the short term loan facility. Borrowing affiliates may repay the loans at any time without penalty. There were no loans outstanding as of December 31, 2024 or December 31, 2023.

C. All affiliated transactions are included in Schedule Y.

D. At December 31, 2024, the Corporation reported \$17,500 as amounts due from its subsidiary company IDL under the Master Service Agreement (MSA), see E below. The terms of settlement require this amount to be settled within 30 days.

At December 31, 2024, the Corporation reported \$443,477 as amounts due to GRC under the MSA. The terms of settlement require this amount to be settled within 30 days.

E. Substantially all of General Re Corporation's entities are party to a Master Services Agreement (MSA). The MSA was intended to replace, in a single agreement, many of the inter-affiliate service agreements that were in place between and among various General Re Corporation entities around the world. On February 23, 2023 the Corporation received approval the Connecticut Insurance Department to amend the MSA to include a single rate for services.

The investment activity referred to in Part 1 – Common Interrogatories-Investment, is performed by New England Asset Management, Inc. ("NEAM"), an affiliate of the Corporation, under an Investment Management Agreement with the approval of the Corporation's domestic regulator.

F. The Corporation does not have any guarantees or undertakings outstanding.

G. GRC holds all of the Corporation's capital stock. As indicated in Schedule Y, Part 1, the Corporation's ultimate controlling parent is Berkshire Hathaway Inc.

H. The Corporation does not hold any interest, directly or indirectly, in shares in an upstream intermediate entity or ultimate parent.

I. The Corporation does not own any company whose carrying value is equal to or exceeds 10% of admitted assets of the Corporation.

J. The Corporation did not recognize any impairment write down for its investments in Subsidiary, Controlled or Affiliated (SCA) entities during the period.

K. The Corporation has no investment in any foreign subsidiaries in 2024. See part A above.

L. The Corporation does not hold an investment in any downstream noninsurance holding company.

M. The Corporation does not hold any investments in non-insurance company SCA entities.

N. The admitted value of the Corporation's investment in its insurance company subsidiary does not reflect a departure from NAIC statutory accounting policies.

O. The Corporation does not have losses in an SCA investment that exceed the investment in such SCA.

11. DEBT

A. Capital notes or other debt obligations - Not Applicable.

B. Federal Home Loan Bank Agreements - Not Applicable.

12. RETIREMENT PLANS, DEFERRED COMPENSATION, POSTEMPLOYMENT BENEFITS AND COMPENSATED ABSENCES AND OTHER POSTRETIREMENT BENEFIT PLANS

A. Defined Benefit Plan

Not Applicable

B. Not Applicable

C. Not Applicable

NOTES TO FINANCIAL STATEMENTS

D. Not Applicable

E. Defined Contribution Plan

Not Applicable

F. Multiemployer Plans

Not Applicable

G. Consolidation/Holding Company Plans

The Corporation provides certain other post-retirement benefits to retired employees through a non-qualified defined benefit plan sponsored by General Re Corporation, which was amended to freeze benefits at the end of 2005. The Corporation's share of net expenses for the non-qualified pension plan was \$529,898 and \$618,002 for 2024 and 2023, respectively. The Corporation has no legal obligation for benefits under these plans. General Re Corporation allocates and charges amounts to the Corporation based on specific cost for current and retired employees.

The Corporation incurs expenses related to the General Re Corporation and Government Employees Companies Savings and Stock Ownership Plan under which it makes contributions. The Corporation also incurs expenses related to the Group Medical/Dental Expense Plan of General Re Corporation.

H. Postemployment Benefits and Compensating Absences

Not Applicable

I. Impact of Medicare Modernization Act on Postretirement Benefits

Not Applicable

13. CAPITAL AND SURPLUS, SHAREHOLDERS' DIVIDEND RESTRICTIONS AND QUASI-REORGANIZATIONS

(A) The Corporation has issued and outstanding 8.7 million shares of common stock with a par value of \$12.50 per share.

(B) The Corporation has no preferred stock outstanding.

(C) The maximum amount of ordinary dividends, which may be paid by the Corporation in 2024 without prior approval of the Connecticut Insurance Commissioner, is the greater of (1) 10% of statutory surplus or (2) net gain from operations for the previous calendar year. No dividend or other distribution exceeding an amount equal to the Corporation's unassigned earned surplus may be distributed without the Commissioner's approval. During 2025, the Corporation's ordinary dividend capacity will be \$134.6 million.

(D) The Corporation paid a \$136.0 million dividend to GRC in 2024. The Corporation did not pay dividends in 2023.

(E) Other than as stated in (3) above, there are no restrictions placed on the portion of the Corporation's profits that may be paid as ordinary dividends to its shareholder.

(F) There were no restrictions placed on the Corporation's surplus, including for whom the surplus is being held.

(G) The Corporation is organized as a stock company so no advances to surplus exist.

(H) The Corporation holds no shares for special purposes.

(I) There were no special surplus funds in the prior or current period.

(J) The portion of unassigned funds (surplus) represented by cumulative pre-tax unrealized gains (losses) is (\$874,754)

(K) The Corporation has no surplus debentures outstanding or issued.

(L) The Corporation has no restatement due to prior quasi-reorganization.

(M) The Corporation had no quasi-reorganizations in the prior ten years.

14. CONTINGENCIES

A. At December 31, 2024, there were no material known contingent liabilities arising outside the ordinary course of business.

B. At December 31, 2024, the Corporation was not aware of any material assessments that would have a material financial effect.

C. At December 31, 2024, there were no material known gain contingencies.

D. At December 31, 2024, there were no claims related to extra contractual obligation or bad faith losses stemming from lawsuits.

NOTES TO FINANCIAL STATEMENTS

- E. The Corporation has been named as a defendant in litigation or a respondent in arbitration in the ordinary course of conducting its reinsurance business. These lawsuits generally seek to establish liability under reinsurance contracts issued by the Corporation and occasionally seek punitive or exemplary damages. In the judgment of management, none of these cases individually or collectively is likely to result in judgments for amounts which, net of losses and loss adjustment expense liability previously established, would be material to the Corporation's statutory surplus.
- F. At December 31, 2024, there were no known material loss contingencies outstanding.

15. LEASES

A. Lessee Operating Lease

- (1)
 (a) The Corporation leased office space under a non-cancelable lease that expired in 2024. The rent expense for 2024 and 2023 was \$112,551 and \$168,548 respectively.
- (2)
 (a) At December 31, 2024, the Corporation did not have any rental commitments.
- (3) Not Applicable

B. Lessor Leases - Not Applicable

16. INFORMATION ABOUT FINANCIAL INSTRUMENTS WITH OFF-BALANCE SHEET RISK AND FINANCIAL INSTRUMENTS WITH CONCENTRATIONS OF CREDIT RISK

Not applicable

17. SALE, TRANSFER AND SERVICING OF FINANCIAL ASSETS AND EXTINGUISHMENTS OF LIABILITIES

- A. No transfers of receivables reported as sales.
- B. No transfer and servicing of financial assets.
- C. No wash sales.

18. GAIN OR LOSS TO THE REPORTING ENTITY FROM UNINSURED A&H PLANS AND THE UNINSURED PORTION OF PARTIALLY INSURED PLANS

Not Applicable

19. DIRECT PREMIUM WRITTEN/PRODUCED BY MANAGING GENERAL AGENTS/THIRD PARTY ADMINISTRATORS

Not Applicable

20. FAIR VALUE MEASUREMENT

A. Fair value measurements at reporting date:

Included in the Corporation's investment portfolio are certain financial instruments carried at fair value. Other financial instruments are periodically measured at fair value, such as when impaired, or, for certain bonds with ratings below investment grade, which are carried at the lower of cost or market.

The fair value of an asset is the amount at which that asset could be bought or sold in a current transaction between willing parties, that is, other than in a forced or liquidation sale. The fair value of a liability is the amount at which that liability could be incurred or settled in a current transaction between willing parties, that is, other than in a forced or liquidation sale.

Fair values are based on values an independent pricing service vendor. When market prices are not available a price may be obtained from a broker or fair value may be estimated using discounted cash flow analyses, incorporating current market inputs for similar financial instruments with comparable terms and credit quality (matrix pricing). In instances where there is little or no market activity for the same or similar instruments, the Corporation estimates fair value using methods, models and assumptions that management believes market participants would use to determine a current transaction price. These valuation techniques involve some level of management estimation and judgment which becomes significant when valuing increasingly complex instruments or pricing models. Where appropriate, adjustments are included to reflect the risk inherent in a particular methodology, model or input used.

The Corporation's financial assets and liabilities carried at fair value have been classified, for disclosure purposes, based on a hierarchy defined by SSAP No. 100, *Fair Value Measurements*. The hierarchy gives the highest ranking to fair values determined using unadjusted quoted prices in active markets for identical assets and liabilities (Level 1) and the lowest ranking to fair values determined using methodologies and models with unobservable inputs (Level 3). An asset's or a liability's classification is based on the lowest level input that is significant to its measurement. For example, a Level 3 fair value measurement may include inputs that are both observable (Levels 1 and 2) and unobservable (Level 3). The levels of the fair value hierarchy are as follows:

NOTES TO FINANCIAL STATEMENTS

Level 1 - Values are unadjusted quoted prices for identical assets and liabilities in active markets accessible at the measurement date.

Level 2 - Inputs include quoted prices for similar assets or liabilities in active markets, quoted prices from those willing to trade in markets that are not active, or other inputs that are observable or can be corroborated by market data for the term of the instrument. Such inputs include market interest rates and volatilities, spreads and yield curves.

Level 3 - Certain inputs are unobservable (supported by little or no market activity) and significant to the fair value measurement. Unobservable inputs reflect the Corporation's best estimate of what hypothetical market participants would use to determine a transaction price for the asset or liability at the reporting date.

1. The Corporation did not carry any investments at fair value as of December 31, 2024.
2. The Corporation did not carry any investments at fair value within Level 3 of the fair value hierarchy as of December 31, 2024.
3. Pricing sources are reviewed quarterly for determining transfers within the fair value hierarchy.
4. Level 2 and 3 Valuation techniques & inputs used:

Securities disclosed at fair value are determined based on NAIC valuation rules and typically consist of common and preferred equities, however, other securities may periodically be carried at fair value based on certain factors such as the NAIC's lower of cost or market rules. Assets recorded at fair value are categorized based on an evaluation of the various inputs used to measure the fair value. Reliance is predominately on independent pricing service vendors that have been evaluated and approved by our pricing policy committee. Generally, pricing service vendors use a pricing methodology involving the market approach, including pricing models, which use prices and relevant market information regarding a particular security or securities with similar characteristics to establish a valuation. Supporting documentation received from pricing vendors detailing the inputs, models and processes used in the vendor's evaluation process is used to determine the appropriate fair value hierarchy. Documentation from each pricing vendor is reviewed and monitored periodically to ensure they are consistent with pricing policy procedures. Market Information obtained from brokers with respect to security valuations is also considered in the price hierarchy.

5. The required information has been disclosed in prior paragraphs of this note.

B. Not Applicable

C. Fair Value:

Type of Financial Instrument	Aggregate Fair Value	Admitted Assets	(Level 1)	(Level 2)	(Level 3)
Bonds	\$ 237,790,275	\$ 522,402,495	\$ 198,709,736	\$ 39,080,538	\$ 1
Short-term investments	\$ 2,315,844,649	\$ 2,315,844,649	\$ 2,315,844,649	\$ -	\$ -
Cash equivalents	\$ 147,279,611	\$ 147,279,611	\$ 147,279,611	\$ -	\$ -
Other invested assets	\$ 783,867,879	\$ 707,249,438	\$ -	\$ -	\$ 783,867,879

D. Not Applicable

E. Not Applicable

21. OTHER ITEMS

A. Unusual or Infrequent

As of and for the period ended December 31, 2023 the Corporation misclassified \$58 million of certain claim reserves on the statutory-basis Statement of Liabilities, Surplus and Other Funds and related benefits amounts on the statutory-basis Summary of Operations as life claims when the claims were health related. The misclassification did not impact the reported net admitted assets, total liabilities, surplus or income of the Corporation as of and for the period ended December 31, 2023. The Corporation discussed the misclassification with the State of Connecticut Department of Insurance and therefore the balances as of December 31, 2023, were not restated. Such balances have been appropriately classified as of December 31, 2024.

B. Troubled Debt Restructuring: Debtors

Not Applicable

C. Other Disclosures

Assets in the amount of \$385,931,163 and \$235,376,531 at December 31, 2024 and 2023, respectively, were on deposit with government authorities or trustees as required by law. Assets valued at \$163,343,902 and \$6,998,829 at December 31, 2024 and 2023 respectively, were maintained as compensating balances or pledged as collateral for letter of credits and reinsurance agreements.

Effective October 1, 2017, the Corporation entered into a ceded coinsurance with funds withheld reinsurance agreement with NICO, an affiliate. As of the effective date of the agreement, the Corporation ceded 100% or \$1.1 billion of its net statutory Long Term Care (LTC) liabilities to NICO for \$1.6 billion of consideration. The Corporation paid \$500 million in cash with the remaining consideration placed into a funds withheld account at book value. In 2024, the Corporation and NICO amended

NOTES TO FINANCIAL STATEMENTS

their reinsurance agreement to extinguish the funds withheld clause. In May, 2024, the Corporation paid \$1,199 million in cash to NICO representing the funds withheld balance as of March 31, 2024 plus interest through the payment date. The Corporation's net liabilities relating to its LTC book of business were zero as of December 31, 2024 and December 31, 2023. The Corporation incurred ceded premium of \$60.1 million and \$69.5 million for the years ended December 31, 2024 and 2023, respectively. The funds withheld amount due to NICO was \$0 and \$1,207 million as of December 31, 2024 and December 31, 2023, respectively.

On November 1, 2017 the Corporation assumed a closed block of life and accident and health business from General Re Life Australia, Ltd (GRLA), an affiliated Australian domiciled life insurance company. For the years ended December 31, 2024 and December 31, 2023 the Corporation reported assumed premiums of \$184.5 million and \$169.3 million respectively. As of December 31, 2024 and December 31, 2023 the Corporation held \$539.1 million and \$557.8 million policy reserves relating to this business.

On July 1, 2020 the Corporation entered into an assumed aggregate mortality stop loss reinsurance agreement with General Reinsurance AG (GRAG), an affiliated German domiciled reinsurance company. For the years ended December 31, 2024 and December 31, 2023 the Corporation recognized \$56.1 million and \$52.3 million, respectively, of assumed premium under this agreement. The Corporation did not record a claim or recovery under such agreement as of and for the periods ended December 31, 2024 and 2023.

On January 1, 2021 the Corporation entered into an assumed life and health reinsurance contract with General Reinsurance Africa, Ltd. (GRSA), an affiliated South African domiciled reinsurance company. For the years ended December 31, 2024 and December 31, 2023 the Corporation reported assumed premiums of \$56.6 million and \$54.9 million respectively. As of December 31, 2024 and December 31, 2023 the Corporation held \$60.6 million and \$61.0 million claims and policy reserves relating to this business.

On April 1, 2021 the Corporation entered into a retrocession agreement with GRAG covering 100% of new business written in Canada. Such agreement was terminated and replaced on October 1, 2023 with a new retrocession agreement under which the Corporation cedes 75% of new business written in Canada to GRAG. The business subject to the canceled agreement was transferred to the new agreement subject to the new terms. Both agreements were approved by the State of Connecticut Insurance Department. As of December 31, 2024 and 2023 the Corporation ceded \$1,262.9 million and \$933.7 million, respectively, of benefit reserves to GRAG under the agreements.

D. Business Interruption Insurance Recoveries

Not Applicable

E. State Transferable and Non-Transferrable Tax Credits

Not Applicable

F. Subprime-Mortgage-Related Risk Exposure

1. The Corporation has no direct subprime mortgage related risk exposure due to investments in subprime mortgage loans or other investments and has no underwriting exposure to subprime mortgage related risk through Mortgage Guaranty or Financial Guaranty insurance coverage. The Corporation does not have any equity investments in subsidiary, controlled or affiliated entities with subprime related risk exposure.

The Corporation's exposure to subprime mortgage related risk is limited to investments within the fixed income investment portfolio which may contain securities collateralized by mortgages that have characteristics of subprime lending. Such characteristics include an interest rate above prime to borrowers who do not qualify for prime rate loans, borrowers with low credit ratings (FICO scores), unconventionally high initial loan-to-value ratios, and borrowers with less than conventional documentation of their income and/or net assets. The Corporation minimizes subprime mortgage related risk within the fixed income investment portfolio by holding securities which carry higher credit ratings and by monitoring the underlying collateral performance on an ongoing basis.

2. Not Applicable

3. Not Applicable

4. Not Applicable

G. Retained Assets

Not Applicable

H. Insurance-Linked Securities

Not Applicable

I. Corporate owned life insurance

Not Applicable

NOTES TO FINANCIAL STATEMENTS

22. EVENTS SUBSEQUENT

The Corporation has evaluated events subsequent to December 31, 2024 through February 18, 2025, the date the statutory statements were available to be issued.

Type I – Recognized Subsequent Events:

None

Type II – Non-recognized Subsequent Events:

None

23. REINSURANCE

A. Ceded Reinsurance Report

Section 1 – General Interrogatories

1. Are any of the reinsurers, listed in Schedule S as non-affiliated, owned in excess of 10% or controlled, either directly or indirectly, by the Corporation or by any representative, officer, trustee, or director of the Corporation?
Yes () No (x) If yes, give full details.
2. Have any policies issued by the Corporation been reinsured with a company chartered in a country other than the United States (excluding U.S. Branches of such companies) that is owned in excess of 10% or controlled directly or indirectly by an insured, a beneficiary, a creditor or any other person not primarily engaged in the insurance business?
Yes () No (x) If yes, give full details.

Section 2 – Ceded Reinsurance Report – Part A

1. Does the Corporation have any reinsurance agreements in effect under which the reinsurer may unilaterally cancel any reinsurance for reasons other than for nonpayment of premium or other similar credits? Yes () No (x)
 - a) If yes, what is the estimated amount of the aggregate reduction in surplus of a unilateral cancellation by the reinsurer as of the date of this statement, for those agreements in which cancellation results in a net obligation of the Corporation to the reinsurer, and for which such obligation is not presently accrued? Where necessary, the Corporation may consider the current or anticipated experience of the business reinsured in making this estimate.
 - b) What is the total amount of reinsurance credits taken, whether as an asset or as a reduction of liability, for these agreements in this statement?
2. Does the Corporation have any reinsurance agreements in effect such that the amount of losses paid or accrued through the statement date may result in a payment to the reinsurer of amounts that, in aggregate and allowing for offset of mutual credits from other reinsurance agreements with the same reinsurer, exceed the total direct premium collected under the reinsured policies? Yes () No (x) If yes, give full details.

Section 3 – Ceded Reinsurance Report – Part B

1. What is the estimated amount of the aggregate reduction in surplus (for agreements other than those under which the reinsurer may unilaterally cancel for reasons other than for nonpayment of premium or other similar credits that are reflected in Section 2 above) of termination of ALL reinsurance agreements, by either party, as of the date of this statement? Where necessary, the Corporation may consider the current or anticipated experience of the business reinsured in making this estimate. \$0.
2. Have any new agreements been executed or existing agreements amended, since January 1 of the year of this statement, to include policies or contracts that were in force or which had existing reserves established by the Corporation as of the effective date of the agreement? Yes () No (x)

If yes, what is the amount of reinsurance credits, whether an asset or a reduction of a liability, taken for such new agreements or amendments?

B. Uncollectible Reinsurance

The Corporation has had no significant write-offs of uncollectible reinsurance during the year.

NOTES TO FINANCIAL STATEMENTS

C. Commutation of Ceded Reinsurance

During 2024, the Corporation recaptured various ceded reinsurance agreements with two reinsurers, Equitable and Berkshire Hathaway Life Insurance Company of Nebraska, an affiliate.

- (1) The Corporation incurred a claims of \$0.3 million for the year ended December 31, 2024 relating to the recaptured ceded reinsurance.
- (2) Not applicable.
- (3) The Corporation received \$1.7 million of premiums for the year ended December 31, 2024 relating to the recaptured ceded reinsurance.
- (4) The Corporation recorded a net \$2.6 million loss relating to the recapture of the ceded reinsurance for the year ended December 31, 2024.

D. Certified Reinsurer Rating Downgraded or Status Subject to Revocation

Not Applicable

E. Variable Annuity Contracts with Affiliated Captive Reinsurers

Not Applicable

F. Reinsurance with Affiliated Captives

Not Applicable

G. XXX / AXXX Captive Reinsurance

Not Applicable

H. Reinsurance Credit

- (1) On October 1, 2017 the Corporation entered into a ceded reinsurance agreement with National Indemnity Company, an affiliate. See Note 21. The reinsurance agreement includes an aggregate loss limit of \$5.0 billion plus cumulative premiums paid. The Corporation received appropriate regulatory approval for the agreement and accounts for the treaty as a reinsurance contract.
- (2) Not applicable
- (3) Not applicable
- (4) Not applicable
- (5) Not applicable
- (6) Not applicable

24. RETROSPECTIVELY RATED CONTRACTS & CONTRACTS SUBJECT TO REDETERMINATION

Not Applicable

25. CHANGE IN INCURRED LOSSES AND LOSS ADJUSTMENT EXPENSES

- A. Reserves as of December 31, 2023 were \$618.2 million. As of December 31, 2024, \$95.6 million has been paid for incurred losses and loss adjustment expenses attributable to insured events of prior years. Reserves remaining for prior years are now \$411.3 million, therefore there has been \$111.3 million of favorable prior year development since December 31, 2023.
- B. There were no significant changes in methodologies and assumptions used in calculating the net liability for unpaid losses and loss adjustment expenses during 2024.

26. INTERCOMPANY POOLING ARRANGEMENTS

Not Applicable

27. STRUCTURED SETTLEMENTS

Not Applicable

28. HEALTH CARE RECEIVABLES

Not Applicable

29. PARTICIPATING POLICIES

NOTES TO FINANCIAL STATEMENTS

Not Applicable

30. PREMIUM DEFICIENCY RESERVES

Not Applicable

31. RESERVES FOR LIFE CONTRACTS AND ANNUITY CONTRACTS

Policy reserves are determined primarily in accordance with valuation net premiums based on statutory mortality and interest requirements without consideration of withdrawals. Such reserves are calculated generally using the 1958, 1980, 2001 and 2017 Commissioner's Standard Ordinary Tables of Mortality and interest between 3% and 6%. Currently, reserves for new individual life policies are primarily calculated using the principles-based reserve requirements as described in Section VM-20 of the Valuation Manual.

Annuity reserves are calculated using CARVM. For each contract, the reserve is no less than the account value.

1. The Corporation waives deduction of deferred fractional premiums upon death of the insured and returns that portion of the final premium beyond the date of death. Surrender values in excess of the legally computed reserves are carried in Exhibit 5, Section A but are immaterial.
2. Reserves for substandard policies are computed on a mortality basis consistent with the initial underwriting assessment.
3. As of December 31, 2024, the Corporation had \$2,398,707,908 of insurance in force for which the gross premiums were less than the valuation net premiums. Reserves to cover the above insurance totaled \$490,870,685 at year-end of which \$180,915,639 was retained by the Corporation and reported in Exhibit 5-Miscellaneous Reserves.
4. The Tabular Interest has been determined by formula as described in the instructions.

The Tabular less Actual Reserve Released has been determined by formula as described in the instructions.

The Tabular Cost has been determined by formula as described in the instructions.

5. The Tabular Interest on Funds not involving Life Contingencies has been calculated by formula as described in the instructions.
6. None.

32. ANALYSIS OF ANNUITY ACTUARIAL RESERVES AND DEPOSIT TYPE LIABILITIES BY WITHDRAWAL CHARACTERISTICS

	AMOUNT	% of TOTAL
A. Subject to discretionary withdrawal:		
(1) With market value adjustment	\$ 0	
(2) At book value less current surrender Charge of 5% or more	0	
(3) At fair value	0	
(4) Total with adjustment or at market value (Total of 1 through 3)	0	
(5) At book value without adjustment (minimal or no charge or adjustment)	2,258,385	96.6%
B. Not subject to discretionary withdrawal	78,373	3.4%
C. Total (gross)	2,336,758	100.0%
D. Reinsurance ceded	0	
E. Total (net) (C)-(D)	2,336,758	
F. Life & Accident & Health Annual Statement		
(1) Exhibit 5, Annuities Section, Total (net)	1,472,280	
(2) Exhibit 5, Supplementary Contracts with Life Contingencies Section, Total (net)	49,672	
(3) Exhibit 7, Deposit-Type Contracts, Line 14, Column 1	814,806	
(4) Subtotal	2,336,758	
Separate Accounts Annual Statement		
(5) Exhibit 3, Line 0299999, Column 2	0	
(6) Exhibit 3, Line 0399999, Column 2	0	
(7) Policyholder dividend and coupon accumulations	0	
(8) Policyholder premiums	0	
(9) Guaranteed interest contracts	0	
(10) Other contract deposit funds	0	
(11) Subtotal	0	
(12) Combined Total (4+11)	\$2,336,758	

NOTES TO FINANCIAL STATEMENTS

33. ANALYSIS OF LIFE ACTUARIAL RESERVES BY WITHDRAWAL CHARACTERISTICS

	General Account			Separate Account - Nonguaranteed		
	Account Value	Cash Value	Reserve	Account Value	Cash Value	Reserve
Subject to discretionary withdrawal, surrender values, or policy						
(1) Term Policies with Cash Value		1,337,606	1,413,720			
(2) Universal Life	2,596,301	2,582,371	2,593,904			
(3) Universal Life with Secondary Guarantees						
(4) Indexed Universal Life						
(5) Indexed Universal Life with Secondary Guarantees						
(6) Indexed Life						
(7) Other Permanent Cash Value Life Insurance		14,709,298	15,234,651			
(8) Variable Life						
(9) Variable Universal Life						
(10) Miscellaneous Reserves						
Not subject to discretionary withdrawal or no cash values						
(1) Term Policies without Cash Value	XXX	XXX	2,786,582,100	XXX	XXX	
(2) Accidental Death Benefits	XXX	XXX	1,073	XXX	XXX	
(3) Disability - Active Lives	XXX	XXX	298	XXX	XXX	
(4) Disability - Disabled Lives	XXX	XXX	13,974,785	XXX	XXX	
(5) Miscellaneous Reserves	XXX	XXX	526,957,427	XXX	XXX	
Total (gross: direct + assumed)			3,346,757,957			
Reinsurance Ceded			1,893,363,159			
Total (net) (C) - (D)			<u>1,453,394,798</u>			

Life & Accident & Health Annual Statement:		Amount
(1)	Exhibit 5, Life Insurance Section, Total (net)	\$ 1,222,639,670
(2)	Exhibit 5, Accidental Death Benefits Section, Total (net)	1,073
(3)	Exhibit 5, Disability – Active Lives Section, Total (net)	298
(4)	Exhibit 5, Disability – Disabled Lives Section, Total (net)	13,971,880
(5)	Exhibit 5, Miscellaneous Reserves Section, Total (net)	216,781,878
(6)	Subtotal	\$ 1,453,394,798
Separate Accounts Annual Statement:		
(7)	Exhibit 3, Line 0299999, Column 2	
(8)	Exhibit 3, Line 0499999, Column 2	
(9)	Exhibit 3, Line 0599999, Column 2	
(10)	Subtotal (Lines (7) through (9))	
(11)	Combined Total ((6) and (10))	\$ 1,453,394,798

34. PREMIUM AND ANNUITY CONSIDERATIONS DEFERRED AND UNCOLLECTED

Deferred and uncollected life insurance premiums and annuity considerations (net of reinsurance ceded) were as follows at December 31, 2024:

TYPE	GROSS	NET OF LOADING
(1) Industrial	\$0	\$0
(2) Ordinary new business	(3,427,418)	(3,427,418)
(3) Ordinary renewal	202,873,072	202,873,072
(4) Credit Life	3,765,207	3,765,207
(5) Group Life	12,377,495	12,377,495
(6) Group Annuity	0	0
(7) Totals	\$215,588,356	\$215,588,356

35. SEPARATE ACCOUNTS

Not Applicable

36. LOSS/CLAIM ADJUSTMENT EXPENSES

The balance in the liability for unpaid accident and health claim adjustment expenses as of December 31, 2024 and 2023 was \$1.0 million, respectively.

The Corporation incurred a \$0.2 million expense and paid \$0.1 million of claim adjustment expenses in the current year, of which \$0.1 million of the paid amount was attributable to insured or covered events of prior years. The Corporation did not increase or decrease the provision for insured events of prior years.

The Corporation took into account estimated anticipated salvage and subrogation in its determination of the liability for unpaid claims/losses and reduced such liability by \$0.

GENERAL INTERROGATORIES

PART 1 - COMMON INTERROGATORIES GENERAL

- 1.1 Is the reporting entity a member of an Insurance Holding Company System consisting of two or more affiliated persons, one or more of which is an insurer? Yes [X] No []
If yes, complete Schedule Y, Parts 1, 1A, 2 and 3.
- 1.2 If yes, did the reporting entity register and file with its domiciliary State Insurance Commissioner, Director or Superintendent or with such regulatory official of the state of domicile of the principal insurer in the Holding Company System, a registration statement providing disclosure substantially similar to the standards adopted by the National Association of Insurance Commissioners (NAIC) in its Model Insurance Holding Company System Regulatory Act and model regulations pertaining thereto, or is the reporting entity subject to standards and disclosure requirements substantially similar to those required by such Act and regulations? Yes [X] No [] N/A []
- 1.3 State Regulating? Connecticut
- 1.4 Is the reporting entity publicly traded or a member of a publicly traded group? Yes [X] No []
- 1.5 If the response to 1.4 is yes, provide the CIK (Central Index Key) code issued by the SEC for the entity/group. 1067983
- 2.1 Has any change been made during the year of this statement in the charter, by-laws, articles of incorporation, or deed of settlement of the reporting entity? Yes [] No [X]
- 2.2 If yes, date of change:
- 3.1 State as of what date the latest financial examination of the reporting entity was made or is being made. 12/31/2020
- 3.2 State the as of date that the latest financial examination report became available from either the state of domicile or the reporting entity. This date should be the date of the examined balance sheet and not the date the report was completed or released. 12/31/2020
- 3.3 State as of what date the latest financial examination report became available to other states or the public from either the state of domicile or the reporting entity. This is the release date or completion date of the examination report and not the date of the examination (balance sheet date). 02/23/2022
- 3.4 By what department or departments?
Connecticut Insurance Department
- 3.5 Have all financial statement adjustments within the latest financial examination report been accounted for in a subsequent financial statement filed with Departments? Yes [] No [] N/A [X]
- 3.6 Have all of the recommendations within the latest financial examination report been complied with? Yes [X] No [] N/A []
- 4.1 During the period covered by this statement, did any agent, broker, sales representative, non-affiliated sales/service organization or any combination thereof under common control (other than salaried employees of the reporting entity) receive credit or commissions for or control a substantial part (more than 20 percent of any major line of business measured on direct premiums) of:
4.11 sales of new business? Yes [] No [X]
4.12 renewals? Yes [] No [X]
- 4.2 During the period covered by this statement, did any sales/service organization owned in whole or in part by the reporting entity or an affiliate, receive credit or commissions for or control a substantial part (more than 20 percent of any major line of business measured on direct premiums) of:
4.21 sales of new business? Yes [] No [X]
4.22 renewals? Yes [] No [X]
- 5.1 Has the reporting entity been a party to a merger or consolidation during the period covered by this statement? Yes [] No [X]
If yes, complete and file the merger history data file with the NAIC.
- 5.2 If yes, provide the name of the entity, NAIC company code, and state of domicile (use two letter state abbreviation) for any entity that has ceased to exist as a result of the merger or consolidation.

1 Name of Entity	2 NAIC Company Code	3 State of Domicile

- 6.1 Has the reporting entity had any Certificates of Authority, licenses or registrations (including corporate registration, if applicable) suspended or revoked by any governmental entity during the reporting period? Yes [] No [X]
- 6.2 If yes, give full information
Str:113
- 7.1 Does any foreign (non-United States) person or entity directly or indirectly control 10% or more of the reporting entity? Yes [] No [X]
- 7.2 If yes,
7.21 State the percentage of foreign control %
7.22 State the nationality(s) of the foreign person(s) or entity(s); or if the entity is a mutual or reciprocal, the nationality of its manager or attorney-in-fact and identify the type of entity(s) (e.g., individual, corporation, government, manager or attorney-in-fact).

1 Nationality	2 Type of Entity

ANNUAL STATEMENT FOR THE YEAR 2024 OF THE General Re Life Corporation

GENERAL INTERROGATORIES

- 8.1 Is the company a subsidiary of a depository institution holding company (DIHC) or a DIHC itself, regulated by the Federal Reserve Board? Yes [] No [X]
- 8.2 If the response to 8.1 is yes, please identify the name of the DIHC.
.....
- 8.3 Is the company affiliated with one or more banks, thrifts or securities firms? Yes [] No [X]
- 8.4 If response to 8.3 is yes, please provide below the names and locations (city and state of the main office) of any affiliates regulated by a federal financial regulatory services agency [i.e. the Federal Reserve Board (FRB), the Office of the Comptroller of the Currency (OCC), the Federal Deposit Insurance Corporation (FDIC) and the Securities Exchange Commission (SEC)] and identify the affiliate's primary federal regulator.

1 Affiliate Name	2 Location (City, State)	3 FRB	4 OCC	5 FDIC	6 SEC

- 8.5 Is the reporting entity a depository institution holding company with significant insurance operations as defined by the Board of Governors of Federal Reserve System or a subsidiary of the depository institution holding company? Yes [] No [X]
- 8.6 If response to 8.5 is no, is the reporting entity a company or subsidiary of a company that has otherwise been made subject to the Federal Reserve Board's capital rule? Yes [] No [X] N/A []
9. What is the name and address of the independent certified public accountant or accounting firm retained to conduct the annual audit?
Deloitte & Touche LLP, 695 E. Main St., Stamford, CT 06901-2141
- 10.1 Has the insurer been granted any exemptions to the prohibited non-audit services provided by the certified independent public accountant requirements as allowed in Section 7H of the Annual Financial Reporting Model Regulation (Model Audit Rule), or substantially similar state law or regulation? Yes [] No [X]
- 10.2 If the response to 10.1 is yes, provide information related to this exemption:
.....
- 10.3 Has the insurer been granted any exemptions related to the other requirements of the Annual Financial Reporting Model Regulation as allowed for in Section 18A of the Model Regulation, or substantially similar state law or regulation? Yes [] No [X]
- 10.4 If the response to 10.3 is yes, provide information related to this exemption:
.....
- 10.5 Has the reporting entity established an Audit Committee in compliance with the domiciliary state insurance laws? Yes [] No [X] N/A []
- 10.6 If the response to 10.5 is no or n/a, please explain.
By formal designation the General Re Corporation ("General Re") Audit Committee serves as the audit committee for certain members of the General Re Group, including but not limited to the Corporation
11. What is the name, address and affiliation (officer/employee of the reporting entity or actuary/consultant associated with an actuarial consulting firm) of the individual providing the statement of actuarial opinion/certification?
Eric Schwartz, Vice President and Appointed Actuary, officer of General Re Life Corporation, 400 Atlantic Street, Stamford, CT 06901
- 12.1 Does the reporting entity own any securities of a real estate holding company or otherwise hold real estate indirectly? Yes [] No [X]
- 12.11 Name of real estate holding company ...
- 12.12 Number of parcels involved
- 12.13 Total book/adjusted carrying value \$
- 12.2 If yes, provide explanation
.....
- 13. FOR UNITED STATES BRANCHES OF ALIEN REPORTING ENTITIES ONLY:**
- 13.1 What changes have been made during the year in the United States manager or the United States trustees of the reporting entity?
.....
- 13.2 Does this statement contain all business transacted for the reporting entity through its United States Branch on risks wherever located? Yes [] No []
- 13.3 Have there been any changes made to any of the trust indentures during the year? Yes [] No []
- 13.4 If answer to (13.3) is yes, has the domiciliary or entry state approved the changes? Yes [] No [] N/A []
- 14.1 Are the senior officers (principal executive officer, principal financial officer, principal accounting officer or controller, or persons performing similar functions) of the reporting entity subject to a code of ethics, which includes the following standards? Yes [X] No []
- a. Honest and ethical conduct, including the ethical handling of actual or apparent conflicts of interest between personal and professional relationships;
- b. Full, fair, accurate, timely and understandable disclosure in the periodic reports required to be filed by the reporting entity;
- c. Compliance with applicable governmental laws, rules and regulations;
- d. The prompt internal reporting of violations to an appropriate person or persons identified in the code; and
- e. Accountability for adherence to the code.
- 14.11 If the response to 14.1 is No, please explain:
.....
- 14.2 Has the code of ethics for senior managers been amended? Yes [] No [X]
- 14.21 If the response to 14.2 is yes, provide information related to amendment(s).
.....
- 14.3 Have any provisions of the code of ethics been waived for any of the specified officers? Yes [] No [X]
- 14.31 If the response to 14.3 is yes, provide the nature of any waiver(s).
.....

GENERAL INTERROGATORIES

- 15.1 Is the reporting entity the beneficiary of a Letter of Credit that is unrelated to reinsurance where the issuing or confirming bank is not on the SVO Bank List? Yes [] No [X]
- 15.2 If the response to 15.1 is yes, indicate the American Bankers Association (ABA) Routing Number and the name of the issuing or confirming bank of the Letter of Credit and describe the circumstances in which the Letter of Credit is triggered.

1 American Bankers Association (ABA) Routing Number	2 Issuing or Confirming Bank Name	3 Circumstances That Can Trigger the Letter of Credit	4 Amount
012345678	Str:64	Str:63	62
012345678	Str:60	Str:59	58

BOARD OF DIRECTORS

16. Is the purchase or sale of all investments of the reporting entity passed upon either by the board of directors or a subordinate committee thereof? Yes [X] No []
17. Does the reporting entity keep a complete permanent record of the proceedings of its board of directors and all subordinate committees thereof? Yes [X] No []
18. Has the reporting entity an established procedure for disclosure to its board of directors or trustees of any material interest or affiliation on the part of any of its officers, directors, trustees or responsible employees that is in conflict or is likely to conflict with the official duties of such person? Yes [X] No []

FINANCIAL

19. Has this statement been prepared using a basis of accounting other than Statutory Accounting Principles (e.g., Generally Accepted Accounting Principles)? Yes [] No [X]
- 20.1 Total amount loaned during the year (inclusive of Separate Accounts, exclusive of policy loans):
- 20.11 To directors or other officers.....\$
 - 20.12 To stockholders not officers.....\$
 - 20.13 Trustees, supreme or grand (Fraternal Only) \$
- 20.2 Total amount of loans outstanding at the end of year (inclusive of Separate Accounts, exclusive of policy loans):
- 20.21 To directors or other officers.....\$
 - 20.22 To stockholders not officers.....\$
 - 20.23 Trustees, supreme or grand (Fraternal Only) \$
- 21.1 Were any assets reported in this statement subject to a contractual obligation to transfer to another party without the liability for such obligation being reported in the statement? Yes [] No [X]
- 21.2 If yes, state the amount thereof at December 31 of the current year:
- 21.21 Rented from others.....\$
 - 21.22 Borrowed from others.....\$
 - 21.23 Leased from others\$
 - 21.24 Other\$
- 22.1 Does this statement include payments for assessments as described in the Annual Statement Instructions other than guaranty fund or guaranty association assessments? Yes [] No [X]
- 22.2 If answer is yes:
- 22.21 Amount paid as losses or risk adjustment \$
 - 22.22 Amount paid as expenses\$
 - 22.23 Other amounts paid\$
- 23.1 Does the reporting entity report any amounts due from parent, subsidiaries or affiliates on Page 2 of this statement? Yes [X] No []
- 23.2 If yes, indicate any amounts receivable from parent included in the Page 2 amount:\$
- 24.1 Does the insurer utilize third parties to pay agent commissions in which the amounts advanced by the third parties are not settled in full within 90 days? Yes [] No [X]
- 24.2 If the response to 24.1 is yes, identify the third-party that pays the agents and whether they are a related party.

Name of Third-Party	Is the Third-Party Agent a Related Party (Yes/No)
.....

INVESTMENT

- 25.01 Were all the stocks, bonds and other securities owned December 31 of current year, over which the reporting entity has exclusive control, in the actual possession of the reporting entity on said date? (other than securities lending programs addressed in 25.03)..... Yes [X] No []

ANNUAL STATEMENT FOR THE YEAR 2024 OF THE General Re Life Corporation

GENERAL INTERROGATORIES

- 25.02 If no, give full and complete information, relating thereto
.....
- 25.03 For securities lending programs, provide a description of the program including value for collateral and amount of loaned securities, and whether collateral is carried on or off-balance sheet. (an alternative is to reference Note 17 where this information is also provided)
.....
- 25.04 For the reporting entity's securities lending program, report amount of collateral for conforming programs as outlined in the Risk-Based Capital Instructions. \$
- 25.05 For the reporting entity's securities lending program, report amount of collateral for other programs. \$
- 25.06 Does your securities lending program require 102% (domestic securities) and 105% (foreign securities) from the counterparty at the outset of the contract? Yes [] No [] N/A [X]
- 25.07 Does the reporting entity non-admit when the collateral received from the counterparty falls below 100%? Yes [] No [] N/A [X]
- 25.08 Does the reporting entity or the reporting entity's securities lending agent utilize the Master Securities lending Agreement (MSLA) to conduct securities lending? Yes [] No [] N/A [X]
- 25.09 For the reporting entity's securities lending program state the amount of the following as of December 31 of the current year:
- 25.091 Total fair value of reinvested collateral assets reported on Schedule DL, Parts 1 and 2 \$ 0
- 25.092 Total book/adjusted carrying value of reinvested collateral assets reported on Schedule DL, Parts 1 and 2 \$ 0
- 25.093 Total payable for securities lending reported on the liability page \$ 0

- 26.1 Were any of the stocks, bonds or other assets of the reporting entity owned at December 31 of the current year not exclusively under the control of the reporting entity or has the reporting entity sold or transferred any assets subject to a put option contract that is currently in force? (Exclude securities subject to Interrogatory 21.1 and 25.03). Yes [X] No []
- 26.2 If yes, state the amount thereof at December 31 of the current year:
- 26.21 Subject to repurchase agreements \$ 0
- 26.22 Subject to reverse repurchase agreements \$ 0
- 26.23 Subject to dollar repurchase agreements \$ 0
- 26.24 Subject to reverse dollar repurchase agreements \$ 0
- 26.25 Placed under option agreements \$ 0
- 26.26 Letter stock or securities restricted as to sale - excluding FHLB Capital Stock \$ 707,249,438
- 26.27 FHLB Capital Stock \$ 0
- 26.28 On deposit with states \$ 6,516,500
- 26.29 On deposit with other regulatory bodies \$ 216,070,761
- 26.30 Pledged as collateral - excluding collateral pledged to an FHLB \$ 0
- 26.31 Pledged as collateral to FHLB - including assets backing funding agreements \$ 0
- 26.32 Other \$ 163,343,902

26.3 For category (26.26) provide the following:

1 Nature of Restriction	2 Description	3 Amount
ISSUER	UNION UNDERWEAR COMPANY	178,854,411
ISSUER	MARMON CRANE AUSTRALIA LTD	28,395,027
ISSUER	BERKSHIRE HATHAWAY INC	500,000,000

- 27.1 Does the reporting entity have any hedging transactions reported on Schedule DB? Yes [] No [X]
- 27.2 If yes, has a comprehensive description of the hedging program been made available to the domiciliary state? Yes [] No [] N/A [X]
If no, attach a description with this statement.

LINES 27.3 through 27.5: FOR LIFE/FRATERNAL REPORTING ENTITIES ONLY:

- 27.3 Does the reporting entity utilize derivatives to hedge variable annuity guarantees subject to fluctuations as a result of interest rate sensitivity? Yes [] No [X]
- 27.4 If the response to 27.3 is YES, does the reporting entity utilize:
- 27.41 Special accounting provision of SSAP No. 108 Yes [] No []
- 27.42 Permitted accounting practice Yes [] No []
- 27.43 Other accounting guidance Yes [] No []
- 27.5 By responding YES to 27.41 regarding utilizing the special accounting provisions of SSAP No. 108, the reporting entity attests to the following: Yes [] No []
- The reporting entity has obtained explicit approval from the domiciliary state.
 - Hedging strategy subject to the special accounting provisions is consistent with the requirements of VM-21.
 - Actuarial certification has been obtained which indicates that the hedging strategy is incorporated within the establishment of VM-21 reserves and provides the impact of the hedging strategy within the Actuarial Guideline Conditional Tail Expectation Amount.
 - Financial Officer Certification has been obtained which indicates that the hedging strategy meets the definition of a Clearly Defined Hedging Strategy within VM-21 and that the Clearly Defined Hedging Strategy is the hedging strategy being used by the company in its actual day-to-day risk mitigation efforts.
- 28.1 Were any preferred stocks or bonds owned as of December 31 of the current year mandatorily convertible into equity, or, at the option of the issuer, convertible into equity? Yes [] No [X]
- 28.2 If yes, state the amount thereof at December 31 of the current year. \$
29. Excluding items in Schedule E, Part 3 - Special Deposits, real estate, mortgage loans and investments held physically in the reporting entity's offices, vaults or safety deposit boxes, were all stocks, bonds and other securities, owned throughout the current year held pursuant to a custodial agreement with a qualified bank or trust company in accordance with Section 1, III - General Examination Considerations, F. Outsourcing of Critical Functions, Custodial or Safekeeping Agreements of the NAIC Financial Condition Examiners Handbook?..... Yes [X] No []

29.01 For agreements that comply with the requirements of the NAIC Financial Condition Examiners Handbook, complete the following:

1 Name of Custodian(s)	2 Custodian's Address
Bank of New York, Mellon	240 Greenwich Street, New York, NY 10286

ANNUAL STATEMENT FOR THE YEAR 2024 OF THE General Re Life Corporation

GENERAL INTERROGATORIES

29.02 For all agreements that do not comply with the requirements of the NAIC Financial Condition Examiners Handbook, provide the name, location and a complete explanation:

1 Name(s)	2 Location(s)	3 Complete Explanation(s)

29.03 Have there been any changes, including name changes, in the custodian(s) identified in 29.01 during the current year?..... Yes [] No [X]

29.04 If yes, give full and complete information relating thereto:

1 Old Custodian	2 New Custodian	3 Date of Change	4 Reason

29.05 Investment management – Identify all investment advisors, investment managers, broker/dealers, including individuals that have the authority to make investment decisions on behalf of the reporting entity. This includes both primary and sub-advisors. For assets that are managed internally by employees of the reporting entity, note as such. ["...that have access to the investment accounts"; "...handle securities"]

1 Name of Firm or Individual	2 Affiliation
New England Asset Management, Inc.	A.....

29.0597 For those firms/individuals listed in the table for Question 29.05, do any firms/individuals unaffiliated with the reporting entity (i.e., designated with a "U") manage more than 10% of the reporting entity's invested assets?..... Yes [] No [X]

29.0598 For firms/individuals unaffiliated with the reporting entity (i.e., designated with a "U") listed in the table for Question 29.05, does the total assets under management aggregate to more than 50% of the reporting entity's invested assets?..... Yes [] No [X]

29.06 For those firms or individuals listed in the table for 29.05 with an affiliation code of "A" (affiliated) or "U" (unaffiliated), provide the information for the table below.

1 Central Registration Depository Number	2 Name of Firm or Individual	3 Legal Entity Identifier (LEI)	4 Registered With	5 Investment Management Agreement (IMA) Filed
105900	New England Asset Management, Inc.	KUR85E5PS4GQFZTFC130	SEC	DS.....

30.1 Does the reporting entity have any diversified mutual funds reported in Schedule D - Part 2 (diversified according to the Securities and Exchange Commission (SEC) in the Investment Company Act of 1940 [Section 5(b)(1)])? Yes [] No [X]

30.2 If yes, complete the following schedule:

1 CUSIP #	2 Name of Mutual Fund	3 Book/Adjusted Carrying Value
30.2999 - Total		0

30.3 For each mutual fund listed in the table above, complete the following schedule:

1 Name of Mutual Fund (from above table)	2 Name of Significant Holding of the Mutual Fund	3 Amount of Mutual Fund's Book/Adjusted Carrying Value Attributable to the Holding	4 Date of Valuation

ANNUAL STATEMENT FOR THE YEAR 2024 OF THE General Re Life Corporation
GENERAL INTERROGATORIES

31. Provide the following information for all short-term and long-term bonds and all preferred stocks. Do not substitute amortized value or statement value for fair value.

	1	2	3
	Statement (Admitted) Value	Fair Value	Excess of Statement over Fair Value (-), or Fair Value over Statement (+)
31.1 Bonds	2,698,318,532	2,700,938,340	2,619,808
31.2 Preferred stocks	0		0
31.3 Totals	2,698,318,532	2,700,938,340	2,619,808

31.4 Describe the sources or methods utilized in determining the fair values:

The fair value of bonds and preferred stocks are based upon values provided by the SVO unless the SVO did not provide a value, in which case considering values obtained from independent pricing services and based upon expected future cash flows using a current market rate applicable to the yield, credit quality and maturity of the investments. Short term investments and cash equivalents are valued at amortized cost, which approximates fair value.

32.1 Was the rate used to calculate fair value determined by a broker or custodian for any of the securities in Schedule D? Yes [] No [X]

32.2 If the answer to 32.1 is yes, does the reporting entity have a copy of the broker's or custodian's pricing policy (hard copy or electronic copy) for all brokers or custodians used as a pricing source? Yes [] No []

32.3 If the answer to 32.2 is no, describe the reporting entity's process for determining a reliable pricing source for purposes of disclosure of fair value for Schedule D:

33.1 Have all the filing requirements of the Purposes and Procedures Manual of the NAIC Investment Analysis Office been followed? Yes [X] No []

33.2 If no, list exceptions:

34. By self-designating 5GI securities, the reporting entity is certifying the following elements of each self-designated 5GI security:

- a. Documentation necessary to permit a full credit analysis of the security does not exist or an NAIC CRP credit rating for an FE or PL security is not available.
- b. Issuer or obligor is current on all contracted interest and principal payments.
- c. The insurer has an actual expectation of ultimate payment of all contracted interest and principal.

Has the reporting entity self-designated 5GI securities? Yes [] No [X]

35. By self-designating PLGI securities, the reporting entity is certifying its compliance with the requirements as specified in the Purposes and Procedures Manual of the NAIC Investment Analysis Office (P&P Manual) for private letter rating (PLR) securities and the following elements of each self-designated PLGI security:

- a. The security was either:
 - i. issued prior to January 1, 2018 (which is exempt from PLR filing requirements pursuant to the P&P Manual), or
 - ii. issued from January 1, 2018 to December 31, 2021 and subject to a confidentiality agreement executed prior to January 1, 2022 which confidentiality agreement remains in force, for which an insurance company cannot provide a copy of a private letter rating rationale report to the SVO due to confidentiality or other contractual reasons ("waived submission PLR securities").
- b. The reporting entity is holding capital commensurate with the NAIC Designation and NAIC Designation Category reported for the security.
- c. The NAIC Designation and NAIC Designation Category were derived from the credit rating assigned by an NAIC CRP in its legal capacity as a NRSRO which is shown on a current private letter rating, dated during the financial statement year, held by the insurer and available for examination by state insurance regulators.
- d. Other than for waived submission PLR securities, defined above, on or after January 1, 2024 for any PLR securities issued on or after January 1, 2022, if the reporting entity is not permitted to share this private credit rating or the private rating letter rationale report of the PL security with the SVO, it certifies that it is reporting it as an NAIC 5.B GI and may not assign any other self-designation.

Has the reporting entity self-designated PLGI to securities, all of which meet the above requirement and as specified in the P&P Manual? Yes [] No [X]

36. By assigning FE to a Schedule BA non-registered private fund, the reporting entity is certifying the following elements of each self-designated FE fund:

- a. The shares were purchased prior to January 1, 2019.
- b. The reporting entity is holding capital commensurate with the NAIC Designation reported for the security.
- c. The security had a public credit rating(s) with annual surveillance assigned by an NAIC CRP in its legal capacity as an NRSRO prior to January 1, 2019.
- d. The fund only or predominantly holds bonds in its portfolio.
- e. The current reported NAIC Designation was derived from the public credit rating(s) with annual surveillance assigned by an NAIC CRP in its legal capacity as an NRSRO.
- f. The public credit rating(s) with annual surveillance assigned by an NAIC CRP has not lapsed.

Has the reporting entity assigned FE to Schedule BA non-registered private funds that complied with the above criteria? Yes [] No [X]

37. By rolling/renewing short-term or cash equivalent investments with continued reporting on Schedule DA, Part 1 or Schedule E Part 2 (identified through a code (%) in those investment schedules), the reporting entity is certifying to the following:

- a. The investment is a liquid asset that can be terminated by the reporting entity on the current maturity date.
- b. If the investment is with a nonrelated party or nonaffiliate, then it reflects an arms-length transaction with renewal completed at the discretion of all involved parties.
- c. If the investment is with a related party or affiliate, then the reporting entity has completed robust re-underwriting of the transaction for which documentation is available for regulator review.
- d. Short-term and cash equivalent investments that have been renewed/rolled from the prior period that do not meet the criteria in 37.a - 37.c are reported as long-term investments.

Has the reporting entity rolled/renewed short-term or cash equivalent investments in accordance with these criteria? Yes [] No [] N/A [X]

ANNUAL STATEMENT FOR THE YEAR 2024 OF THE General Re Life Corporation
GENERAL INTERROGATORIES

38.1 Does the reporting entity directly hold cryptocurrencies? Yes [] No [X]

38.2 If the response to 38.1 is yes, on what schedule are they reported?

39.1 Does the reporting entity directly or indirectly accept cryptocurrencies as payments for premiums on policies? Yes [] No [X]

39.2 If the response to 39.1 is yes, are the cryptocurrencies held directly or are they immediately converted to U.S. dollars?
 39.21 Held directly Yes [] No [X]
 39.22 Immediately converted to U.S. dollars Yes [] No [X]

39.3 If the response to 38.1 or 39.1 is yes, list all cryptocurrencies accepted for payments of premiums or that are held directly.

1	2	3
Name of Cryptocurrency	Immediately Converted to USD, Directly Held, or Both	Accepted for Payment of Premiums

OTHER

40.1 Amount of payments to trade associations, service organizations and statistical or rating bureaus, if any? \$ 106,137

40.2 List the name of the organization and the amount paid if any such payment represented 25% or more of the total payments to trade associations, service organizations, and statistical or rating bureaus during the period covered by this statement.

1	2
Name	Amount Paid

41.1 Amount of payments for legal expenses, if any? \$ 809,115

41.2 List the name of the firm and the amount paid if any such payment represented 25% or more of the total payments for legal expenses during the period covered by this statement.

1	2
Name	Amount Paid
Troutman Pepper Locke LLP349,388
Locke Lord LLP224,378

42.1 Amount of payments for expenditures in connection with matters before legislative bodies, officers, or departments of government, if any? \$

42.2 List the name of the firm and the amount paid if any such payment represented 25% or more of the total payment expenditures in connection with matters before legislative bodies, officers, or departments of government during the period covered by this statement.

1	2
Name	Amount Paid

GENERAL INTERROGATORIES

PART 2 - LIFE, ACCIDENT AND HEALTH COMPANIES/FRATERNAL BENEFIT SOCIETIES INTERROGATORIES

Life, Accident and Health Companies/Fraternal Benefit Societies:

- 1.1 Does the reporting entity have any direct Medicare Supplement Insurance in force? Yes [] No [X]
- 1.2 If yes, indicate premium earned on U.S. business only.\$
- 1.3 What portion of Item (1.2) is not reported on the Medicare Supplement Insurance Experience Exhibit?\$
- 1.31 Reason for excluding:
.....
- 1.4 Indicate amount of earned premium attributable to Canadian and/or Other Alien not included in Item (1.2) above.\$
- 1.5 Indicate total incurred claims on all Medicare Supplement insurance.\$0
- 1.6 Individual policies:
- Most current three years:
- 1.61 Total premium earned\$0
- 1.62 Total incurred claims\$0
- 1.63 Number of covered lives0
- All years prior to most current three years:
- 1.64 Total premium earned\$0
- 1.65 Total incurred claims\$0
- 1.66 Number of covered lives0
- 1.7 Group policies:
- Most current three years:
- 1.71 Total premium earned\$0
- 1.72 Total incurred claims\$0
- 1.73 Number of covered lives0
- All years prior to most current three years:
- 1.74 Total premium earned\$0
- 1.75 Total incurred claims\$0
- 1.76 Number of covered lives0

2. Health Test:

	1 Current Year	2 Prior Year
2.1 Premium Numerator		
2.2 Premium Denominator	1,320,859,439	1,183,044,195
2.3 Premium Ratio (2.1/2.2)	0.000	0.000
2.4 Reserve Numerator		
2.5 Reserve Denominator	2,686,773,011	2,655,862,612
2.6 Reserve Ratio (2.4/2.5)	0.000	0.000

- 3.1 Does this reporting entity have Separate Accounts? Yes [] No [X]
- 3.2 If yes, has a Separate Accounts statement been filed with this Department? Yes [] No [] N/A []
- 3.3 What portion of capital and surplus funds of the reporting entity covered by assets in the Separate Accounts statement, is not currently distributable from the Separate Accounts to the general account for use by the general account?\$
- 3.4 State the authority under which Separate Accounts are maintained:
.....
- 3.5 Was any of the reporting entity's Separate Accounts business reinsured as of December 31? Yes [] No []
- 3.6 Has the reporting entity assumed by reinsurance any Separate Accounts business as of December 31? Yes [] No []
- 3.7 If the reporting entity has assumed Separate Accounts business, how much, if any, reinsurance assumed receivable for reinsurance of Separate Accounts reserve expense allowances is included as a negative amount in the liability for "Transfers to Separate Accounts due or accrued (net)"?\$
4. For reporting entities having sold annuities to another insurer where the insurer purchasing the annuities has obtained a release of liability from the claimant (payee) as the result of the purchase of an annuity from the reporting entity only:
- 4.1 Amount of loss reserves established by these annuities during the current year:\$
- 4.2 List the name and location of the insurance company purchasing the annuities and the statement value on the purchase date of the annuities.

1	2 Statement Value on Purchase Date of Annuities (i.e., Present Value)
P&C Insurance Company And Location	

GENERAL INTERROGATORIES

PART 2 - LIFE, ACCIDENT AND HEALTH COMPANIES/FRATERNAL BENEFIT SOCIETIES INTERROGATORIES

- 5.1 Do you act as a custodian for health savings accounts? Yes [] No [X]
- 5.2 If yes, please provide the amount of custodial funds held as of the reporting date. \$
- 5.3 Do you act as an administrator for health savings accounts? Yes [] No [X]
- 5.4 If yes, please provide the balance of funds administered as of the reporting date. \$
- 6.1 Are any of the captive affiliates reported on Schedule S, Part 3, authorized reinsurers? Yes [] No [] N/A [X]
- 6.2 If the answer to 6.1 is yes, please provide the following:

1 Company Name	2 NAIC Company Code	3 Domiciliary Jurisdiction	4 Reserve Credit	Assets Supporting Reserve Credit		
				5 Letters of Credit	6 Trust Agreements	7 Other
.....

7. Provide the following for individual ordinary life insurance* policies (U.S. business only) for the current year (prior to reinsurance assumed or ceded).
- 7.1 Direct Premium Written \$
- 7.2 Total Incurred Claims \$
- 7.3 Number of Covered Lives

*Ordinary Life Insurance Includes
Term (whether full underwriting, limited underwriting, jet issue, "short form app")
Whole Life (whether full underwriting, limited underwriting, jet issue, "short form app")
Variable Life (with or without secondary guarantee)
Universal Life (with or without secondary guarantee)
Variable Universal Life (with or without secondary guarantee)

8. Is the reporting entity licensed or chartered, registered, qualified, eligible or writing business in at least two states? Yes [X] No []
- 8.1 If no, does the reporting entity assume reinsurance business that covers risks residing in at least one state other than the state of domicile of the reporting entity? Yes [] No []
9. Reporting entities admitting net negative (disallowed) interest maintenance reserve (IMR) attest to the following:
- a. Fixed income investments generating IMR losses comply with the reporting entity's documented investment or liability management policies.
- b. IMR losses for fixed income related derivatives are all in accordance with prudent and documented risk management procedures, in accordance with a reporting entity's derivative use plans and reflect symmetry with historical treatment in which unrealized derivative gains were reversed to IMR and amortized in lieu of being recognized as realized gains upon derivative termination.
- c. Any deviation to (a) was either because of a temporary and transitory timing issue or related to a specific event, such as a reinsurance transaction, that mechanically made the cause of IMR losses not reflective of reinvestment activities.
- d. Asset sales that were generating admitted negative IMR were not compelled by liquidity pressures (e.g., to fund significant cash outflows including, but not limited to excess withdrawals and collateral calls).
- Is the reporting entity admitting net negative (disallowed) IMR in accordance with these criteria? Yes [] No [X] N/A []

10. Provide the current-year amounts at risk for the following categories.
- Individual and Industrial Life Amount at Risk
- 10.01 Modified Coinsurance Assumed Reserves \$ 1,973,613
- 10.02 Modified Coinsurance Ceded Reserves \$ 5,417,432
- Individual and Industrial Life Policies With Pricing Flexibility Amount at Risk
- 10.03 Net Amount (Direct + Assumed - Ceded) in Force \$ 351,482,741,725
- 10.04 Exhibit 5 Life Reserves (Direct + Assumed - Ceded) \$ 351,482,741,725
- 10.05 Separate Account Exhibit 3 Life Reserves (Direct + Assumed - Ceded) \$ 922,831,192
- 10.06 Net Modified Coinsurance Reserves (Assumed - Ceded) \$ (3,443,819)
- 10.07 Life Reserves (10.04 + 10.05 + 10.06) \$ 352,402,129,098
- 10.08 Life Net Amount at Risk (10.03 - 10.07) \$ (919,387,373)
- Individual and Industrial Term Life Policies Without Pricing Flexibility Amount at Risk
- 10.09 Net Amount (Direct + Assumed - Ceded) in Force \$ 15,262,912,943
- 10.10 Exhibit 5 Life Reserves (Direct + Assumed - Ceded) \$ 422,965,484
- 10.11 Separate Account Exhibit 3 Life Reserves (Direct + Assumed - Ceded) \$
- 10.12 Net Modified Coinsurance Reserves (Assumed - Ceded) \$
- 10.13 Life Reserves (10.10 + 10.11 + 10.12) \$ 422,965,484
- 10.14 Life Net Amount at Risk (10.09 - 10.13) \$ 14,839,947,459

GENERAL INTERROGATORIES

PART 2 - LIFE, ACCIDENT AND HEALTH COMPANIES/FRATERNAL BENEFIT SOCIETIES INTERROGATORIES

<u>Group and Credit Life (Excluding FEGLI/SGLI)</u>		Amount at Risk
10.15	Modified Coinsurance Assumed Reserves	\$
10.16	Modified Coinsurance Ceded Reserves	\$
 <u>Group and Credit Term Life (Excluding FEGLI/SGLI) with Remaining Rate Terms 36 Months and Under</u>		Amount of Risk
10.17	Net Amount (Direct + Assumed - Ceded) in Force	\$37,731,486,465
10.18	Exhibit 5 Life Reserves (Direct + Assumed - Ceded)	\$ 60,623,310
10.19	Separate Account Exhibit 3 Life Reserves (Direct + Assumed - Ceded)	\$
10.20	Net Modified Coinsurance Reserves (Assumed - Ceded)	\$
10.21	Life Reserves (10.18 + 10.19 + 10.20)	\$ 60,623,310
10.22	Life Net Amount at Risk (10.17 - 10.21)	\$37,670,863,155
 <u>Group and Credit Term Life (Excluding FEGLI/SGLI) with Remaining Rate Terms Over 36 Months</u>		Amount of Risk
10.23	Net Amount (Direct + Assumed - Ceded) in Force	\$
10.24	Exhibit 5 Life Reserves (Direct + Assumed - Ceded)	\$
10.25	Separate Account Exhibit 3 Life Reserves (Direct + Assumed - Ceded)	\$
10.26	Net Modified Coinsurance Reserves (Assumed - Ceded)	\$
10.27	Life Reserves (10.24 + 10.25 + 10.26)	\$0
10.28	Life Net Amount at Risk (10.23 - 10.27)	\$0
 <u>Group and Credit Permanent Life (Excluding FEGLI/SGLI) with Pricing Flexibility</u>		Amount of Risk
10.29	Net Amount (Direct + Assumed - Ceded) in Force	\$
10.30	Exhibit 5 Life Reserves (Direct + Assumed - Ceded)	\$
10.31	Separate Account Exhibit 3 Life Reserves (Direct + Assumed - Ceded)	\$
10.32	Net Modified Coinsurance Reserves (Assumed - Ceded)	\$
10.33	Life Reserves (10.30 + 10.31 + 10.32)	\$0
10.34	Life Net Amount at Risk (10.29 - 10.33)	\$0

Life, Accident and Health Companies Only:

- 11.1 Are personnel or facilities of this reporting entity used by another entity or entities or are personnel or facilities of another entity or entities used by this reporting entity (except for activities such as administration of jointly underwritten group contracts and joint mortality or morbidity studies)? Yes [X] No []
- 11.2 Net reimbursement of such expenses between reporting entities:
- | | |
|---------------------|---------------------|
| 11.21 Paid | \$ 20,578,675 |
| 11.22 Received..... | \$ 70,000 |
- 12.1 Does the reporting entity write any guaranteed interest contracts? Yes [] No [X]
- 12.2 If yes, what amount pertaining to these lines is included in:
- | | |
|----------------------------|----------|
| 12.21 Page 3, Line 1 | \$ |
| 12.22 Page 4, Line 1 | \$ |
13. For stock reporting entities only:
- 13.1 Total amount paid in by stockholders as surplus funds since organization of the reporting entity: \$..... 1,086,429,507
14. Total dividends paid stockholders since organization of the reporting entity:
- | | |
|-------------------|---------------------|
| 14.11 Cash | \$784,492,258 |
| 14.12 Stock | \$ |
- 15.1 Does the reporting entity reinsure any Workers' Compensation Carve-Out business defined as: Yes [X] No []
 Reinsurance (including retrocessional reinsurance) assumed by life and health insurers of medical, wage loss and death benefits of the occupational illness and accident exposures, but not the employers liability exposures, of business originally written as workers' compensation insurance.
- 15.2 If yes, has the reporting entity completed the Workers' Compensation Carve-Out Supplement to the Annual Statement? Yes [X] No []
- 15.3 If 15.1 is yes, the amounts of earned premiums and claims incurred in this statement are:
- | | 1 | 2 | 3 |
|-------------------------------------------------------------|------------------------|----------------------|-----------------|
| | Reinsurance
Assumed | Reinsurance
Ceded | Net
Retained |
| 15.31 Earned premium | | | 0 |
| 15.32 Paid claims | 166,000 | | 166,000 |
| 15.33 Claim liability and reserve (beginning of year) | 34,740,000 | 1,730,000 | 33,010,000 |
| 15.34 Claim liability and reserve (end of year) | 28,726,000 | 1,730,000 | 26,996,000 |
| 15.35 Incurred claims | (5,848,000) | 0 | (5,848,000) |

GENERAL INTERROGATORIES

PART 2 - LIFE, ACCIDENT AND HEALTH COMPANIES/FRATERNAL BENEFIT SOCIETIES INTERROGATORIES

15.4 If reinsurance assumed included amounts with attachment points below \$1,000,000, the distribution of the amounts reported in Lines 15.31 and 15.34 for Column (1) are:

	Attachment Point	1 Earned Premium	2 Claim Liability and Reserve
15.41	<\$25,000 20,726,000
15.42	\$25,000 - 99,999
15.43	\$100,000 - 249,999 3,389,000
15.44	\$250,000 - 999,999 4,611,000
15.45	\$1,000,000 or more

15.5 What portion of earned premium reported in 15.31, Column 1 was assumed from pools? \$

Fraternal Benefit Societies Only:

- 16. Is the reporting entity organized and conducted on the lodge system, with ritualistic form of work and representative form of government? Yes [] No [X]
- 17. How often are meetings of the subordinate branches required to be held?
.....
- 18. How are the subordinate branches represented in the supreme or governing body?
.....
- 19. What is the basis of representation in the governing body?
.....
- 20.1 How often are regular meetings of the governing body held?
.....
- 20.2 When was the last regular meeting of the governing body held?
- 20.3 When and where will the next regular or special meeting of the governing body be held?
.....
- 20.4 How many members of the governing body attended the last regular meeting?
- 20.5 How many of the same were delegates of the subordinate branches?
- 21. How are the expenses of the governing body defrayed?
.....
- 22. When and by whom are the officers and directors elected?
.....
- 23. What are the qualifications for membership?
.....
- 24. What are the limiting ages for admission?
.....
- 25. What is the minimum and maximum insurance that may be issued on any one life?
.....
- 26. Is a medical examination required before issuing a benefit certificate to applicants? Yes [] No [X]
- 27. Are applicants admitted to membership without filing an application with and becoming a member of a local branch by ballot and initiation? Yes [] No [X]
- 28.1 Are notices of the payments required sent to the members? Yes [] No [] N/A [X]
- 28.2 If yes, do the notices state the purpose for which the money is to be used? Yes [] No [X]
- 29. What proportion of first and subsequent year's payments may be used for management expenses?
29.11 First Year %
29.12 Subsequent Years %
- 30.1 Is any part of the mortuary, disability, emergency or reserve fund, or the accretions from or payments for the same, used for expenses? Yes [] No [X]
- 30.2 If so, what amount and for what purpose? \$
- 31.1 Does the reporting entity pay an old age disability benefit? Yes [] No [X]
- 31.2 If yes, at what age does the benefit commence?
- 32.1 Has the constitution or have the laws of the reporting entity been amended during the year? Yes [] No []
- 32.2 If yes, when?
.....
- 33. Have you filed with this Department all forms of benefit certificates issued, a copy of the constitution and all of the laws, rules and regulations in force at the present time? Yes [] No [X]
- 34.1 State whether all or a portion of the regular insurance contributions were waived during the current year under premium-paying certificates on account of meeting attained age or membership requirements? Yes [] No [X]
- 34.2 If so, was an additional reserve included in Exhibit 5? Yes [] No [X] N/A []
- 34.3 If yes, explain
.....
- 35.1 Has the reporting entity reinsured, amalgamated with, or absorbed any company, order, society, or association during the year? Yes [] No [X]
- 35.2 If yes, was there any contract agreement, or understanding, written or oral, expressed or implied, by means of which any officer, director, trustee, or any other person, or firm, corporation, society or association, received or is to receive any fee, commission, emolument, or compensation of any nature whatsoever in connection with, on an account of such reinsurance, amalgamation, absorption, or transfer of membership or funds? Yes [] No [] N/A []
- 36. Has any present or former officer, director, trustee, incorporator, or any other persons, or any firm, corporation, society or association, any claims of any nature whatsoever against this reporting entity, which is not included in the liabilities on Page 3 of this statement? Yes [] No [X]
- 37.1 Does the reporting entity have outstanding assessments in the form of liens against policy benefits that have increased surplus? Yes [] No [X]
- 37.2 If yes, what is the date of the original lien and the total outstanding balance of liens that remain in surplus?

Date	Outstanding Lien Amount
.....

ANNUAL STATEMENT FOR THE YEAR 2024 OF THE General Re Life Corporation

FIVE-YEAR HISTORICAL DATA

Show amounts in whole dollars only, no cents; show percentages to one decimal place, i.e. 17.6.

\$000 omitted for amounts of life insurance

	1 2024	2 2023	3 2022	4 2021	5 2020
Life Insurance in Force (Exhibit of Life Insurance)					
1. Ordinary - whole life and endowment (Line 34, Col. 4)	244,283	245,169	248,178	251,266	153,328
2. Ordinary - term (Line 21, Col. 4, less Line 34, Col. 4)	423,712,840	381,984,569	326,718,042	276,320,194	221,753,683
3. Credit life (Line 21, Col. 6)	15,372,473	13,908,951	12,675,124	11,724,304	7,563,111
4. Group, excluding FEGLI/SGLI (Line 21, Col. 9 less Lines 43 & 44, Col. 4)	22,359,011	22,541,276	29,704,565	38,229,728	28,173,929
5. Industrial (Line 21, Col. 2)	0	0	0	0	0
6. FEGLI/SGLI (Lines 43 & 44, Col. 4)	0	0	0	0	0
7. Total (Line 21, Col. 10)	461,688,607	418,679,965	369,345,909	326,525,492	257,644,051
7.1 Total in force for which VM-20 deterministic/stochastic reserves are calculated	285,034,726	224,877,263	161,058,945	104,811,797	55,907,518
New Business Issued (Exhibit of Life Insurance)					
8. Ordinary - whole life and endowment (Line 34, Col. 2)	0	0	0	0	0
9. Ordinary - term (Line 2, Col. 4, less Line 34, Col. 2)	0	0	0	0	0
10. Credit life (Line 2, Col. 6)	0	0	0	0	0
11. Group (Line 2, Col. 9)	0	0	0	0	0
12. Industrial (Line 2, Col. 2)	0	0	0	0	0
13. Total (Line 2, Col. 10)	0	0	0	0	0
Premium Income - Lines of Business (Exhibit 1 - Part 1)					
14. Individual life (Line 20.4, Col. 2)	242,206,128	223,522,334			
15. Group life (Line 20.4, Col. 3)	56,962,225	57,770,585			
16. Individual annuities (Line 20.4, Col. 4)	12,861	15,106	13,265	12,040	43,229
17. Group annuities (Line 20.4, Col. 5)	0	0	0	0	0
18. Accident & Health (Line 20.4, Col. 6)	337,330,555	363,645,057	404,567,155	446,204,672	442,190,780
19. Other lines of business (Line 20.4, Col. 8)	0	0	0	0	0
20. Total	636,511,769	644,953,082	404,580,420	446,216,712	442,234,009
Balance Sheet (Pages 2 & 3)					
21. Total admitted assets excluding Separate Accounts business (Page 2, Line 26, Col. 3)	4,178,798,014	5,327,655,114	5,189,222,614	5,020,166,571	4,851,659,714
22. Total liabilities excluding Separate Accounts business (Page 3, Line 26)	2,832,711,440	3,996,366,379	4,193,607,199	4,142,070,484	3,896,464,767
23. Aggregate life reserves (Page 3, Line 1)	1,454,916,751	1,436,864,589	1,579,267,939	1,536,740,698	1,559,235,178
23.1 Excess VM-20 deterministic/stochastic reserve over NPR related to Line 7.1	65,479,280	43,548,478	42,877,850	242,288	7,113,443
24. Aggregate A & H reserves (Page 3, Line 2)	600,567,312	585,480,194	540,860,397	549,796,507	500,947,728
25. Deposit-type contract funds (Page 3, Line 3)	814,806	837,960	871,071	905,838	984,358
26. Asset valuation reserve (Page 3, Line 24.01)	3,458,835	3,391,645	3,347,695	23,068,763	12,209,734
27. Capital (Page 3, Lines 29 and 30)	108,750,000	108,750,000	108,750,000	108,750,000	108,750,000
28. Surplus (Page 3, Line 37)	1,237,336,574	1,222,538,735	886,865,415	769,346,087	846,444,947
Cash Flow (Page 5)					
29. Net Cash from Operations (Line 11)	246,830,624	149,670,854	201,614,563	50,029,824	(13,587,968)
Risk-Based Capital Analysis					
30. Total adjusted capital	1,349,545,409	1,334,680,380	998,963,110	901,164,850	967,404,681
31. Authorized control level risk - based capital	166,547,583	156,300,048	153,355,811	161,468,040	139,852,334
Percentage Distribution of Cash, Cash Equivalents and Invested Assets (Page 2, Col. 3) (Line No. /Page 2, Line 12, Col. 3) x 100.0					
32. Bonds (Line 1)	6.5	11.1	11.0	2.5	1.2
33. Stocks (Lines 2.1 and 2.2)	0.5	0.4	0.4	5.9	5.1
34. Mortgage loans on real estate(Lines 3.1 and 3.2)	0.0	0.0	0.0	0.0	0.0
35. Real estate (Lines 4.1, 4.2 and 4.3)	0.0	0.0	0.0	0.0	0.0
36. Cash, cash equivalents and short-term investments (Line 5)	73.5	73.2	72.2	74.4	76.1
37. Contract loans (Line 6)	0.0	0.0	0.0	0.0	0.0
38. Derivatives (Page 2, Line 7)	0.0	0.0	0.0	0.0	0.0
39. Other invested assets (Line 8)	19.5	15.2	16.4	17.2	17.6
40. Receivables for securities (Line 9)	0.0	0.0	0.0	0.0	0.0
41. Securities lending reinvested collateral assets (Line 10)	0.0	0.0	0.0	0.0	0.0
42. Aggregate write-ins for invested assets (Line 11)	0.0	0.0	0.0	0.0	0.0
43. Cash, cash equivalents and invested assets (Line 12)	100.0	100.0	100.0	100.0	100.0
Investments in Parent, Subsidiaries and Affiliates					
44. Affiliated bonds (Schedule D Summary, Line 12, Col. 1)	0	0	0	0	0
45. Affiliated preferred stocks (Schedule D Summary, Line 18, Col. 1)	0	0	0	0	0
46. Affiliated common stocks (Schedule D Summary Line 24, Col. 1),	19,595,868	19,208,644	18,880,908	18,827,913	14,570,878
47. Affiliated short-term investments (subtotal included in Schedule DA Verification, Col. 5, Line 10)	0	0	0	0	0
48. Affiliated mortgage loans on real estate	0	0	0	0	0
49. All other affiliated	707,249,438	714,291,331	739,312,732	747,287,776	755,302,124
50. Total of above Lines 44 to 49	726,845,306	733,499,975	758,193,640	766,115,689	769,873,002
51. Total Investment in Parent included in Lines 44 to 49 above	500,000,000	500,000,000	500,000,000	500,000,000	500,000,000

ANNUAL STATEMENT FOR THE YEAR 2024 OF THE General Re Life Corporation

FIVE-YEAR HISTORICAL DATA

(Continued)

	1 2024	2 2023	3 2022	4 2021	5 2020
Total Nonadmitted and Admitted Assets					
52. Total nonadmitted assets (Page 2, Line 28, Col. 2).....	46,122,729	9,816,942	10,009,764	17,354,813	7,811,364
53. Total admitted assets (Page 2, Line 28, Col. 3).....	4,178,798,014	5,327,655,114	5,189,222,614	5,020,166,571	4,851,659,714
Investment Data					
54. Net investment income (Exhibit of Net Investment Income).....	199,228,346	200,854,837	102,943,401	64,302,635	86,365,721
55. Realized capital gains (losses) (Page 4, Line 34, Column 1).....	(59,921,921)	(7,103,165)	3,441,624	0	320,912,805
56. Unrealized capital gains (losses) (Page 4, Line 38, Column 1).....	387,223	327,736	(13,427,683)	29,153,979	(217,071,312)
57. Total of above Lines 54, 55 and 56.....	139,693,648	194,079,408	92,957,342	93,456,614	190,207,214
Benefits and Reserve Increases (Page 6)					
58. Total contract/certificate benefits - life (Lines 10, 11, 12, 13, 14 and 15, Col. 1 minus Lines 10, 11, 12, 13, 14 and 15, Cols. 6, 7 and 8).....	876,361,482	582,473,261	851,896,462	1,130,834,656	886,628,126
59. Total contract/certificate benefits - A & H (Lines 13 & 14, Col. 6).....	150,021,104	266,893,709	269,582,497	262,494,038	291,375,350
60. Increase in life reserves - other than group and annuities (Line 19, Col. 2).....	93,432,036	73,451,719	40,101,302	4,796,125	(2,230,579)
61. Increase in A & H reserves (Line 19, Col. 6).....	37,519,117	41,526,735	6,525,122	63,533,488	68,779,334
62. Dividends to policyholders and refunds to members (Line 30, Col. 1).....	0	0	0	0	0
Operating Percentages					
63. Insurance expense percent (Page 6, Col. 1, Lines 21, 22 & 23, less Line 6)/(Page 6, Col. 1, Line 1 plus Exhibit 7, Col. 2, Line 2) x 100.0.....	11.9	13.4	12.0	11.8	12.2
64. Lapse percent (ordinary only) [(Exhibit of Life Insurance, Col. 4, Lines 14 & 15) / 1/2 (Exhibit of Life Insurance, Col. 4, Lines 1 & 21)] x 100.0.....	8.2	4.6	6.3	6.4	6.4
65. A & H loss percent (Schedule H, Part 1, Lines 5 and 6, Col. 2).....	49.1	85.7	64.7	69.7	87.2
66. A & H cost containment percent (Schedule H, Pt. 1, Line 4, Col. 2).....	0.0	0.0	0.0	0.0	0.0
67. A & H expense percent excluding cost containment expenses (Schedule H, Pt. 1, Line 10, Col. 2).....	20.2	22.4	20.1	21.4	22.5
A & H Claim Reserve Adequacy					
68. Incurred losses on prior years' claims - comprehensive group health (Sch. H, Part 3, Line 3.1 Col. 3).....	0	0	0	XXX	XXX
69. Prior years' claim liability and reserve - comprehensive group health (Sch. H, Part 3, Line 3.2 Col. 3).....	0	0	0	XXX	XXX
70. Incurred losses on prior years' claims-health other than comprehensive group health (Sch. H, Part 3, Line 3.1 Col. 1 less Col. 3).....	506,916,616	513,851,154	497,526,709	XXX	XXX
71. Prior years' claim liability and reserve-health other than comprehensive group health (Sch. H, Part 3, Line 3.2 Col. 1 less Col. 3).....	618,220,752	553,409,549	552,628,308	XXX	XXX
Net Gains From Operations After Dividends to Policyholders, Refunds to Members, Federal Income Taxes and Before Realized Capital Gains or (Losses) by Lines of Business (Page 6.x, Line 33)					
72. Individual industrial life (Page 6.1, Col. 2).....	0	0	0	0	0
73. Individual whole life (Page 6.1, Col. 3).....	558,844	1,898,687	(43,210)	1,782,874	5,811,946
74. Individual term life (Page 6.1, Col. 4).....	(80,527,414)	15,780,974	9,613,103	20,505,531	6,686,108
75. Individual indexed life (Page 6.1, Col. 5).....	0	0	0	0	0
76. Individual universal life (Page 6.1, Col. 6).....	759,993	2,869,931	2,108,126	1,929,197	330,600
77. Individual universal life with secondary guarantees (Page 6.1, Col. 7).....	0	0	0	0	0
78. Individual variable life (Page 6.1, Col. 8).....	0	0	0	0	0
79. Individual variable universal life (Page 6.1, Col. 9).....	0	0	0	0	0
80. Individual credit life (Page 6.1, Col. 10).....	337,343	8,407,299	(13,957,410)	(10,964,726)	(708,389)
81. Individual other life (Page 6.1, Col. 11).....	52,009,303	51,362,702	40,240,223	21,834,441	22,324,322
82. Individual YRT mortality risk only (Page 6.1, Col. 12).....	109,111,985	265,503,704	16,494,143	(47,958,600)	(297,048)
83. Group whole life (Page 6.2, Col. 2).....	0	0	0	0	0
84. Group term life (Page 6.2, Col. 3).....	0	0	0	0	0
85. Group universal life (Page 6.2, Col. 4).....	0	0	0	0	0
86. Group variable life (Page 6.2, Col. 5).....	0	0	0	0	0
87. Group variable universal life (Page 6.2, Col. 6).....	0	0	0	0	0
88. Group credit life (Page 6.2, Col. 7).....	0	0	0	63,910	(51)
89. Group other life (Page 6.2, Col. 8).....	4,982,251	18,774,563	25,452,840	(67,611,172)	780,971
90. Group YRT mortality risk only (Page 6.2, Col. 9).....	0	0	0	0	0
91. Individual deferred fixed annuities (Page 6.3, Col. 2).....	(46,528)	(52,204)	11,750	(3,402)	5,199
92. Individual deferred indexed annuities (Page 6.3, Col. 3).....	0	0	0	0	0
93. Individual deferred variable annuities with guarantees (Page 6.3, Col. 4).....	0	0	0	0	0
94. Individual deferred variable annuities without guarantees (Page 6.3, Col. 5).....	0	0	0	0	0
95. Individual life contingent payout (immediate and annuitization) (Page 6.3, Col. 6).....	0	0	0	0	0
96. Individual other annuities (Page 6.3, Col. 7).....	0	0	0	0	0
97. Group deferred fixed annuities (Page 6.4, Col. 2).....	0	0	0	0	0
98. Group deferred indexed annuities (Page 6.4, Col. 3).....	0	0	0	0	0
99. Group deferred variable annuities with guarantees (Page 6.4, Col. 4).....	0	0	0	0	0
100. Group deferred variable annuities without guarantees (Page 6.4, Col. 5).....	0	0	0	0	0
101. Group life contingent payout (immediate and annuitization) (Page 6.4, Col. 6).....	0	0	0	0	0
102. Group other annuities (Page 6.4, Col. 7).....	0	0	0	0	0
103. A & H-comprehensive individual (Page 6.5, Col. 2).....	0	0	0	0	0
104. A & H-comprehensive group (Page 6.5, Col. 3).....	0	0	0	0	0
105. A & H-Medicare supplement (Page 6.5, Col. 4).....	10,918,818	18,999,962	20,041,085	3,209,418	(3,154,463)
106. A & H-vision only (Page 6.5, Col. 5).....	0	0	0	0	0
107. A & H-dental only (Page 6.5, Col. 6).....	0	0	0	0	0
108. A & H-Federal employees health benefits plan (Page 6.5, Col. 7).....	0	0	0	0	0
109. A & H-Title XVIII Medicare (Page 6.5, Col. 8).....	0	0	0	0	0
110. A & H-Title XIX Medicaid (Page 6.5, Col. 9).....	0	0	0	0	0
111. A & H-credit (Page 6.5, Col. 10).....	0	0	0	242,637	300
112. A & H-disability income (Page 6.5, Col. 11).....	95,650,947	(10,298,553)	25,691,165	13,781,830	(1,812,840)
113. A & H-long-term care (Page 6.5, Col. 12).....	(21,808,500)	(53,591,022)	(44,088,230)	(38,116,939)	(37,345,833)
114. A & H-other (Page 6.5, Col. 13).....	18,323,943	26,702,031	11,374,868	11,692,154	9,169,710
115. Aggregate of all other lines of business (Page 6, Col. 8).....	0	0	0	0	0
116. Fraternal (Page 6, Col. 7).....	0	0	0	0	0
117. Total (Page 6, Col. 1).....	190,270,985	346,358,074	92,938,453	(89,612,847)	1,790,532

NOTE: If a party to a merger, have the two most recent years of this exhibit been restated due to a merger in compliance with the disclosure requirements of SSAP No. 3, Accounting Changes and Correction of Errors? Yes [] No []
If no, please explain:



ANNUAL STATEMENT FOR THE YEAR 2024 OF THE General Re Life Corporation
LIFE INSURANCE (STATE PAGE)^(b)

NAIC Group Code 0031

BUSINESS IN THE STATE OF Alabama

DURING THE YEAR 2024

NAIC Company Code 86258

Line of Business	1 Premiums and Annuities Considerations	2 Other Considerations	Dividends to Policyholders/Refunds to Members				7 Total (Col. 3+4+5+6)	Claims and Benefits Paid				
			3 Paid in Cash or Left on Deposit	4 Applied to Pay Renewal Premiums	5 Applied to Provide Paid-Up Additions or Shorten the Endowment or Premium-Paying Period	6 Other		8 Death and Annuity Benefits	9 Matured Endowments	10 Surrender Values and Withdrawals for Life Contracts	11 All Other Benefits	12 Total (Sum Columns 8 through 11)
Individual Life												
1. Industrial												
2. Whole												
3. Term												
4. Indexed												
5. Universal												
6. Universal with secondary guarantees												
7. Variable												
8. Variable universal												
9. Credit												
10. Other												
11. Total Individual Life												
Group Life												
12. Whole												
13. Term												
14. Universal												
15. Variable												
16. Variable universal												
17. Credit												
18. Other												
19. Total Group Life												
Individual Annuities												
20. Fixed												
21. Indexed												
22. Variable with guarantees												
23. Variable without guarantees												
24. Life contingent payout												
25. Other												
26. Total Individual Annuities												
Group Annuities												
27. Fixed												
28. Indexed												
29. Variable with guarantees												
30. Variable without guarantees												
31. Life contingent payout												
32. Other												
33. Total Group Annuities												
Accident and Health												
34. Comprehensive individual (d)								XXX	XXX	XXX		
35. Comprehensive group (d)								XXX	XXX	XXX		
36. Medicare Supplement (d)								XXX	XXX	XXX		
37. Vision only (d)								XXX	XXX	XXX		
38. Dental only (d)								XXX	XXX	XXX		
39. Federal Employees Health Benefits Plan (d)								XXX	XXX	XXX		
40. Title XVIII Medicare (d)		(e)						XXX	XXX	XXX		
41. Title XIX Medicaid (d)								XXX	XXX	XXX		
42. Credit A&H								XXX	XXX	XXX		
43. Disability income (d)								XXX	XXX	XXX		
44. Long-term care (d)								XXX	XXX	XXX		
45. Other health (d)								XXX	XXX	XXX		
46. Total Accident and Health								XXX	XXX	XXX		
47. Total		(c)										

NONE

24.AL

ANNUAL STATEMENT FOR THE YEAR 2024 OF THE General Re Life Corporation

LIFE INSURANCE (STATE PAGE) (Continued)^(b)

NAIC Group Code 0031

BUSINESS IN THE STATE OF

Alabama

DURING THE YEAR 2024

NAIC Company Code 86258

Direct Death Benefits, Matured Endowments Incurred and Annuity Benefits

Line of Business	13 Incurred During Current Year	Claims Settled During Current Year								22 Unpaid December 31, Current Year	Issued During Year		Other Changes to In Force (Net)		In Force December 31, Current Year (b)	
		Totals Paid		Reduction by Compromise		Amount Rejected		Total Settled During Current Year			23	24	25	26	27	28
		14 Number of Pols/ Certs	15 Amount	16 Number of Pols/ Certs	17 Amount	18 Number of Pols/ Certs	19 Amount	20 Number of Pols/ Certs	21 Amount		Number of Pols/ Certs	Amount	Number of Pols/ Certs	Amount	Number of Pols/ Certs	Amount
Individual Life																
1. Industrial																
2. Whole																
3. Term																
4. Indexed																
5. Universal																
6. Universal with secondary guarantees																
7. Variable																
8. Variable universal																
9. Credit																
10. Other																
11. Total Individual Life																
Group Life																
12. Whole																
13. Term																
14. Universal																
15. Variable																
16. Variable universal																
17. Credit																
18. Other																
19. Total Group Life																
Individual Annuities																
20. Fixed																
21. Indexed																
22. Variable with guarantees																
23. Variable without guarantees																
24. Life contingent payout																
25. Other																
26. Total Individual Annuities																
Group Annuities																
27. Fixed																
28. Indexed																
29. Variable with guarantees																
30. Variable without guarantees																
31. Life contingent payout																
32. Other																
33. Total Group Annuities																
Accident and Health																
34. Comprehensive individual (d)	XXX	XXX	XXX	XXX	XXX	XXX	XXX	XXX	XXX	XXX	XXX	XXX	XXX	XXX	XXX	XXX
35. Comprehensive group (d)	XXX	XXX	XXX	XXX	XXX	XXX	XXX	XXX	XXX	XXX	XXX	XXX	XXX	XXX	XXX	XXX
36. Medicare Supplement (d)	XXX	XXX	XXX	XXX	XXX	XXX	XXX	XXX	XXX	XXX	XXX	XXX	XXX	XXX	XXX	XXX
37. Vision only (d)	XXX	XXX	XXX	XXX	XXX	XXX	XXX	XXX	XXX	XXX	XXX	XXX	XXX	XXX	XXX	XXX
38. Dental only (d)	XXX	XXX	XXX	XXX	XXX	XXX	XXX	XXX	XXX	XXX	XXX	XXX	XXX	XXX	XXX	XXX
39. Federal Employees Health Benefits Plan (d)	XXX	XXX	XXX	XXX	XXX	XXX	XXX	XXX	XXX	XXX	XXX	XXX	XXX	XXX	XXX	XXX
40. Title XVIII Medicare (d)	XXX	XXX	XXX	XXX	XXX	XXX	XXX	XXX	XXX	XXX	XXX	XXX	XXX	XXX	XXX	XXX
41. Title XIX Medicaid (d)	XXX	XXX	XXX	XXX	XXX	XXX	XXX	XXX	XXX	XXX	XXX	XXX	XXX	XXX	XXX	XXX
42. Credit A&H	XXX	XXX	XXX	XXX	XXX	XXX	XXX	XXX	XXX	XXX	XXX	XXX	XXX	XXX	XXX	XXX
43. Disability income (d)	XXX	XXX	XXX	XXX	XXX	XXX	XXX	XXX	XXX	XXX	XXX	XXX	XXX	XXX	XXX	XXX
44. Long-term care (d)	XXX	XXX	XXX	XXX	XXX	XXX	XXX	XXX	XXX	XXX	XXX	XXX	XXX	XXX	XXX	XXX
45. Other health (d)	XXX	XXX	XXX	XXX	XXX	XXX	XXX	XXX	XXX	XXX	XXX	XXX	XXX	XXX	XXX	XXX
46. Total Accident and Health	XXX	XXX	XXX	XXX	XXX	XXX	XXX	XXX	XXX	XXX	XXX	XXX	XXX	XXX	XXX	XXX
47. Total																

NONE

(a) Includes Group Credit Life Insurance Loans less than or equal to 60 months at issue, prior year \$ _____, current year \$ _____. Loans greater than 60 months at issue BUT NOT GREATER THAN 120 MONTHS prior year \$ _____, current year \$ _____.

(b) Corporate Owned Life Insurance/BOLI: 1) Number of policies: _____ 2) covering number of lives: _____ 3) face amount \$ _____.

(c) Deposit-Type Contract Considerations NOT included in Total Premiums and Annuities Considerations: Individual: \$ _____ Group: \$ _____ Total: \$ _____.

(d) For health business on indicated lines report: Number of persons insured under PPO managed care products _____ and number of persons insured under indemnity only products _____.

(e) For health premiums written: amount of Medicare Title XVIII exempt from state taxes or fees \$ _____.



ANNUAL STATEMENT FOR THE YEAR 2024 OF THE General Re Life Corporation
LIFE INSURANCE (STATE PAGE)^(b)

NAIC Group Code 0031

BUSINESS IN THE STATE OF Alaska

DURING THE YEAR 2024

NAIC Company Code 86258

Line of Business	1 Premiums and Annuities Considerations	2 Other Considerations	Dividends to Policyholders/Refunds to Members				7 Total (Col. 3+4+5+6)	Claims and Benefits Paid				
			3 Paid in Cash or Left on Deposit	4 Applied to Pay Renewal Premiums	5 Applied to Provide Paid-Up Additions or Shorten the Endowment or Premium-Paying Period	6 Other		8 Death and Annuity Benefits	9 Matured Endowments	10 Surrender Values and Withdrawals for Life Contracts	11 All Other Benefits	12 Total (Sum Columns 8 through 11)
Individual Life												
1. Industrial												
2. Whole												
3. Term												
4. Indexed												
5. Universal												
6. Universal with secondary guarantees												
7. Variable												
8. Variable universal												
9. Credit												
10. Other												
11. Total Individual Life												
Group Life												
12. Whole												
13. Term												
14. Universal												
15. Variable												
16. Variable universal												
17. Credit												
18. Other												
19. Total Group Life												
Individual Annuities												
20. Fixed												
21. Indexed												
22. Variable with guarantees												
23. Variable without guarantees												
24. Life contingent payout												
25. Other												
26. Total Individual Annuities												
Group Annuities												
27. Fixed												
28. Indexed												
29. Variable with guarantees												
30. Variable without guarantees												
31. Life contingent payout												
32. Other												
33. Total Group Annuities												
Accident and Health												
34. Comprehensive individual (d)								XXX	XXX	XXX		
35. Comprehensive group (d)								XXX	XXX	XXX		
36. Medicare Supplement (d)								XXX	XXX	XXX		
37. Vision only (d)								XXX	XXX	XXX		
38. Dental only (d)								XXX	XXX	XXX		
39. Federal Employees Health Benefits Plan (d)								XXX	XXX	XXX		
40. Title XVIII Medicare (d)		(e)						XXX	XXX	XXX		
41. Title XIX Medicaid (d)								XXX	XXX	XXX		
42. Credit A&H								XXX	XXX	XXX		
43. Disability income (d)								XXX	XXX	XXX		
44. Long-term care (d)								XXX	XXX	XXX		
45. Other health (d)								XXX	XXX	XXX		
46. Total Accident and Health								XXX	XXX	XXX		
47. Total		(c)										

NONE

24.AK

ANNUAL STATEMENT FOR THE YEAR 2024 OF THE General Re Life Corporation

LIFE INSURANCE (STATE PAGE) (Continued)^(b)

NAIC Group Code 0031

BUSINESS IN THE STATE OF

Alaska

DURING THE YEAR 2024

NAIC Company Code 86258

Direct Death Benefits, Matured Endowments Incurred and Annuity Benefits

Line of Business	13 Incurred During Current Year	Claims Settled During Current Year								22 Unpaid December 31, Current Year	23 Issued During Year		25 Other Changes to In Force (Net)		27 In Force December 31, Current Year (b)	
		Totals Paid		Reduction by Compromise		Amount Rejected		Total Settled During Current Year			24 Number of Pols/ Certs	24 Amount	26 Number of Pols/ Certs	26 Amount	28 Number of Pols/ Certs	28 Amount
		14 Number of Pols/ Certs	15 Amount	16 Number of Pols/ Certs	17 Amount	18 Number of Pols/ Certs	19 Amount	20 Number of Pols/ Certs	21 Amount							
Individual Life																
1. Industrial																
2. Whole																
3. Term																
4. Indexed																
5. Universal																
6. Universal with secondary guarantees																
7. Variable																
8. Variable universal																
9. Credit																
10. Other																
11. Total Individual Life																
Group Life																
12. Whole																
13. Term																
14. Universal																
15. Variable																
16. Variable universal																
17. Credit																
18. Other																
19. Total Group Life																
Individual Annuities																
20. Fixed																
21. Indexed																
22. Variable with guarantees																
23. Variable without guarantees																
24. Life contingent payout																
25. Other																
26. Total Individual Annuities																
Group Annuities																
27. Fixed																
28. Indexed																
29. Variable with guarantees																
30. Variable without guarantees																
31. Life contingent payout																
32. Other																
33. Total Group Annuities																
Accident and Health																
34. Comprehensive individual (d)	XXX	XXX	XXX	XXX	XXX	XXX	XXX	XXX	XXX	XXX	XXX	XXX	XXX	XXX	XXX	XXX
35. Comprehensive group (d)	XXX	XXX	XXX	XXX	XXX	XXX	XXX	XXX	XXX	XXX	XXX	XXX	XXX	XXX	XXX	XXX
36. Medicare Supplement (d)	XXX	XXX	XXX	XXX	XXX	XXX	XXX	XXX	XXX	XXX	XXX	XXX	XXX	XXX	XXX	XXX
37. Vision only (d)	XXX	XXX	XXX	XXX	XXX	XXX	XXX	XXX	XXX	XXX	XXX	XXX	XXX	XXX	XXX	XXX
38. Dental only (d)	XXX	XXX	XXX	XXX	XXX	XXX	XXX	XXX	XXX	XXX	XXX	XXX	XXX	XXX	XXX	XXX
39. Federal Employees Health Benefits Plan (d)	XXX	XXX	XXX	XXX	XXX	XXX	XXX	XXX	XXX	XXX	XXX	XXX	XXX	XXX	XXX	XXX
40. Title XVIII Medicare (d)	XXX	XXX	XXX	XXX	XXX	XXX	XXX	XXX	XXX	XXX	XXX	XXX	XXX	XXX	XXX	XXX
41. Title XIX Medicaid (d)	XXX	XXX	XXX	XXX	XXX	XXX	XXX	XXX	XXX	XXX	XXX	XXX	XXX	XXX	XXX	XXX
42. Credit A&H	XXX	XXX	XXX	XXX	XXX	XXX	XXX	XXX	XXX	XXX	XXX	XXX	XXX	XXX	XXX	XXX
43. Disability income (d)	XXX	XXX	XXX	XXX	XXX	XXX	XXX	XXX	XXX	XXX	XXX	XXX	XXX	XXX	XXX	XXX
44. Long-term care (d)	XXX	XXX	XXX	XXX	XXX	XXX	XXX	XXX	XXX	XXX	XXX	XXX	XXX	XXX	XXX	XXX
45. Other health (d)	XXX	XXX	XXX	XXX	XXX	XXX	XXX	XXX	XXX	XXX	XXX	XXX	XXX	XXX	XXX	XXX
46. Total Accident and Health	XXX	XXX	XXX	XXX	XXX	XXX	XXX	XXX	XXX	XXX	XXX	XXX	XXX	XXX	XXX	XXX
47. Total																

NONE

(a) Includes Group Credit Life Insurance Loans less than or equal to 60 months at issue, prior year \$, current year \$ Loans greater than 60 months at issue BUT NOT GREATER THAN 120 MONTHS prior year \$, current year \$
 (b) Corporate Owned Life Insurance/BOLI: 1) Number of policies: 2) covering number of lives: 3) face amount \$
 (c) Deposit-Type Contract Considerations NOT included in Total Premiums and Annuities Considerations: Individual: \$ Group: \$ Total: \$
 (d) For health business on indicated lines report: Number of persons insured under PPO managed care products and number of persons insured under indemnity only products
 (e) For health premiums written: amount of Medicare Title XVIII exempt from state taxes or fees \$

24.1.AK



ANNUAL STATEMENT FOR THE YEAR 2024 OF THE General Re Life Corporation
LIFE INSURANCE (STATE PAGE)^(b)

NAIC Group Code 0031

BUSINESS IN THE STATE OF Arizona

DURING THE YEAR 2024

NAIC Company Code 86258

Line of Business	1 Premiums and Annuities Considerations	2 Other Considerations	Dividends to Policyholders/Refunds to Members				7 Total (Col. 3+4+5+6)	Claims and Benefits Paid				
			3 Paid in Cash or Left on Deposit	4 Applied to Pay Renewal Premiums	5 Applied to Provide Paid-Up Additions or Shorten the Endowment or Premium-Paying Period	6 Other		8 Death and Annuity Benefits	9 Matured Endowments	10 Surrender Values and Withdrawals for Life Contracts	11 All Other Benefits	12 Total (Sum Columns 8 through 11)
Individual Life												
1. Industrial												
2. Whole												
3. Term												
4. Indexed												
5. Universal												
6. Universal with secondary guarantees												
7. Variable												
8. Variable universal												
9. Credit												
10. Other												
11. Total Individual Life												
Group Life												
12. Whole												
13. Term												
14. Universal												
15. Variable												
16. Variable universal												
17. Credit												
18. Other												
19. Total Group Life												
Individual Annuities												
20. Fixed												
21. Indexed												
22. Variable with guarantees												
23. Variable without guarantees												
24. Life contingent payout												
25. Other												
26. Total Individual Annuities												
Group Annuities												
27. Fixed												
28. Indexed												
29. Variable with guarantees												
30. Variable without guarantees												
31. Life contingent payout												
32. Other												
33. Total Group Annuities												
Accident and Health												
34. Comprehensive individual (d)								XXX	XXX	XXX		
35. Comprehensive group (d)								XXX	XXX	XXX		
36. Medicare Supplement (d)								XXX	XXX	XXX		
37. Vision only (d)								XXX	XXX	XXX		
38. Dental only (d)								XXX	XXX	XXX		
39. Federal Employees Health Benefits Plan (d)								XXX	XXX	XXX		
40. Title XVIII Medicare (d)		(e)						XXX	XXX	XXX		
41. Title XIX Medicaid (d)								XXX	XXX	XXX		
42. Credit A&H								XXX	XXX	XXX		
43. Disability income (d)								XXX	XXX	XXX		
44. Long-term care (d)								XXX	XXX	XXX		
45. Other health (d)								XXX	XXX	XXX		
46. Total Accident and Health								XXX	XXX	XXX		
47. Total		(c)										

NONE

24.AZ

ANNUAL STATEMENT FOR THE YEAR 2024 OF THE General Re Life Corporation

LIFE INSURANCE (STATE PAGE) (Continued)^(b)

NAIC Group Code 0031

BUSINESS IN THE STATE OF Arizona

DURING THE YEAR 2024

NAIC Company Code 86258

Line of Business	13 Incurred During Current Year	Direct Death Benefits, Matured Endowments Incurred and Annuity Benefits								22 Unpaid December 31, Current Year	Policy Exhibit					
		Claims Settled During Current Year									23 Issued During Year		25 Other Changes to In Force (Net)		27 In Force December 31, Current Year (b)	
		Totals Paid		Reduction by Compromise		Amount Rejected		Total Settled During Current Year			24 Number of Pols/ Certs	24 Amount	26 Number of Pols/ Certs	26 Amount	28 Number of Pols/ Certs	28 Amount
		14 Number of Pols/ Certs	15 Amount	16 Number of Pols/ Certs	17 Amount	18 Number of Pols/ Certs	19 Amount	20 Number of Pols/ Certs	21 Amount							
Individual Life																
1. Industrial																
2. Whole																
3. Term																
4. Indexed																
5. Universal																
6. Universal with secondary guarantees																
7. Variable																
8. Variable universal																
9. Credit																
10. Other																
11. Total Individual Life																
Group Life																
12. Whole																
13. Term																
14. Universal																
15. Variable																
16. Variable universal																
17. Credit																
18. Other																
19. Total Group Life																
Individual Annuities																
20. Fixed																
21. Indexed																
22. Variable with guarantees																
23. Variable without guarantees																
24. Life contingent payout																
25. Other																
26. Total Individual Annuities																
Group Annuities																
27. Fixed																
28. Indexed																
29. Variable with guarantees																
30. Variable without guarantees																
31. Life contingent payout																
32. Other																
33. Total Group Annuities																
Accident and Health																
34. Comprehensive individual (d)	XXX	XXX	XXX	XXX	XXX	XXX	XXX	XXX	XXX	XXX						
35. Comprehensive group (d)	XXX	XXX	XXX	XXX	XXX	XXX	XXX	XXX	XXX	XXX						
36. Medicare Supplement (d)	XXX	XXX	XXX	XXX	XXX	XXX	XXX	XXX	XXX	XXX						
37. Vision only (d)	XXX	XXX	XXX	XXX	XXX	XXX	XXX	XXX	XXX	XXX						
38. Dental only (d)	XXX	XXX	XXX	XXX	XXX	XXX	XXX	XXX	XXX	XXX						
39. Federal Employees Health Benefits Plan (d)	XXX	XXX	XXX	XXX	XXX	XXX	XXX	XXX	XXX	XXX						
40. Title XVIII Medicare (d)	XXX	XXX	XXX	XXX	XXX	XXX	XXX	XXX	XXX	XXX						
41. Title XIX Medicaid (d)	XXX	XXX	XXX	XXX	XXX	XXX	XXX	XXX	XXX	XXX						
42. Credit A&H	XXX	XXX	XXX	XXX	XXX	XXX	XXX	XXX	XXX	XXX						
43. Disability income (d)	XXX	XXX	XXX	XXX	XXX	XXX	XXX	XXX	XXX	XXX						
44. Long-term care (d)	XXX	XXX	XXX	XXX	XXX	XXX	XXX	XXX	XXX	XXX						
45. Other health (d)	XXX	XXX	XXX	XXX	XXX	XXX	XXX	XXX	XXX	XXX						
46. Total Accident and Health	XXX	XXX	XXX	XXX	XXX	XXX	XXX	XXX	XXX	XXX						
47. Total																

NONE

(a) Includes Group Credit Life Insurance Loans less than or equal to 60 months at issue, prior year \$ _____, current year \$ _____. Loans greater than 60 months at issue BUT NOT GREATER THAN 120 MONTHS prior year \$ _____, current year \$ _____.

(b) Corporate Owned Life Insurance/BOLI: 1) Number of policies: _____ 2) covering number of lives: _____ 3) face amount \$ _____.

(c) Deposit-Type Contract Considerations NOT included in Total Premiums and Annuities Considerations: Individual: \$ _____ Group: \$ _____ Total: \$ _____.

(d) For health business on indicated lines report: Number of persons insured under PPO managed care products _____ and number of persons insured under indemnity only products _____.

(e) For health premiums written: amount of Medicare Title XVIII exempt from state taxes or fees \$ _____.



ANNUAL STATEMENT FOR THE YEAR 2024 OF THE General Re Life Corporation
LIFE INSURANCE (STATE PAGE)^(b)

NAIC Group Code 0031

BUSINESS IN THE STATE OF Arkansas

DURING THE YEAR 2024

NAIC Company Code 86258

Line of Business	1 Premiums and Annuities Considerations	2 Other Considerations	Dividends to Policyholders/Refunds to Members				7 Total (Col. 3+4+5+6)	Claims and Benefits Paid				
			3 Paid in Cash or Left on Deposit	4 Applied to Pay Renewal Premiums	5 Applied to Provide Paid-Up Additions or Shorten the Endowment or Premium-Paying Period	6 Other		8 Death and Annuity Benefits	9 Matured Endowments	10 Surrender Values and Withdrawals for Life Contracts	11 All Other Benefits	12 Total (Sum Columns 8 through 11)
Individual Life												
1. Industrial												
2. Whole												
3. Term												
4. Indexed												
5. Universal												
6. Universal with secondary guarantees												
7. Variable												
8. Variable universal												
9. Credit												
10. Other												
11. Total Individual Life												
Group Life												
12. Whole												
13. Term												
14. Universal												
15. Variable												
16. Variable universal												
17. Credit												
18. Other												
19. Total Group Life												
Individual Annuities												
20. Fixed												
21. Indexed												
22. Variable with guarantees												
23. Variable without guarantees												
24. Life contingent payout												
25. Other												
26. Total Individual Annuities												
Group Annuities												
27. Fixed												
28. Indexed												
29. Variable with guarantees												
30. Variable without guarantees												
31. Life contingent payout												
32. Other												
33. Total Group Annuities												
Accident and Health												
34. Comprehensive individual (d)								XXX	XXX	XXX		
35. Comprehensive group (d)								XXX	XXX	XXX		
36. Medicare Supplement (d)								XXX	XXX	XXX		
37. Vision only (d)								XXX	XXX	XXX		
38. Dental only (d)								XXX	XXX	XXX		
39. Federal Employees Health Benefits Plan (d)								XXX	XXX	XXX		
40. Title XVIII Medicare (d)		(e)						XXX	XXX	XXX		
41. Title XIX Medicaid (d)								XXX	XXX	XXX		
42. Credit A&H								XXX	XXX	XXX		
43. Disability income (d)								XXX	XXX	XXX		
44. Long-term care (d)								XXX	XXX	XXX		
45. Other health (d)								XXX	XXX	XXX		
46. Total Accident and Health								XXX	XXX	XXX		
47. Total		(c)										

NONE

24-AR

ANNUAL STATEMENT FOR THE YEAR 2024 OF THE General Re Life Corporation

LIFE INSURANCE (STATE PAGE) (Continued)^(b)

NAIC Group Code 0031

BUSINESS IN THE STATE OF

Arkansas

DURING THE YEAR 2024

NAIC Company Code 86258

Line of Business	13 Incurred During Current Year	13 Direct Death Benefits, Matured Endowments Incurred and Annuity Benefits Claims Settled During Current Year								22 Unpaid December 31, Current Year	22 Issued During Year		22 Other Changes to In Force (Net)		22 In Force December 31, Current Year (b)	
		Totals Paid		Reduction by Compromise		Amount Rejected		Total Settled During Current Year			23 Number of Pols/ Certs	24 Amount	25 Number of Pols/ Certs	26 Amount	27 Number of Pols/ Certs	28 Amount
		14 Number of Pols/ Certs	15 Amount	16 Number of Pols/ Certs	17 Amount	18 Number of Pols/ Certs	19 Amount	20 Number of Pols/ Certs	21 Amount							
Individual Life																
1. Industrial																
2. Whole																
3. Term																
4. Indexed																
5. Universal																
6. Universal with secondary guarantees																
7. Variable																
8. Variable universal																
9. Credit																
10. Other																
11. Total Individual Life																
Group Life																
12. Whole																
13. Term																
14. Universal																
15. Variable																
16. Variable universal																
17. Credit																
18. Other																
19. Total Group Life																
Individual Annuities																
20. Fixed																
21. Indexed																
22. Variable with guarantees																
23. Variable without guarantees																
24. Life contingent payout																
25. Other																
26. Total Individual Annuities																
Group Annuities																
27. Fixed																
28. Indexed																
29. Variable with guarantees																
30. Variable without guarantees																
31. Life contingent payout																
32. Other																
33. Total Group Annuities																
Accident and Health																
34. Comprehensive individual (d)	XXX	XXX	XXX	XXX	XXX	XXX	XXX	XXX	XXX	XXX	XXX	XXX	XXX	XXX	XXX	
35. Comprehensive group (d)	XXX	XXX	XXX	XXX	XXX	XXX	XXX	XXX	XXX	XXX	XXX	XXX	XXX	XXX	XXX	
36. Medicare Supplement (d)	XXX	XXX	XXX	XXX	XXX	XXX	XXX	XXX	XXX	XXX	XXX	XXX	XXX	XXX	XXX	
37. Vision only (d)	XXX	XXX	XXX	XXX	XXX	XXX	XXX	XXX	XXX	XXX	XXX	XXX	XXX	XXX	XXX	
38. Dental only (d)	XXX	XXX	XXX	XXX	XXX	XXX	XXX	XXX	XXX	XXX	XXX	XXX	XXX	XXX	XXX	
39. Federal Employees Health Benefits Plan (d)	XXX	XXX	XXX	XXX	XXX	XXX	XXX	XXX	XXX	XXX	XXX	XXX	XXX	XXX	XXX	
40. Title XVIII Medicare (d)	XXX	XXX	XXX	XXX	XXX	XXX	XXX	XXX	XXX	XXX	XXX	XXX	XXX	XXX	XXX	
41. Title XIX Medicaid (d)	XXX	XXX	XXX	XXX	XXX	XXX	XXX	XXX	XXX	XXX	XXX	XXX	XXX	XXX	XXX	
42. Credit A&H	XXX	XXX	XXX	XXX	XXX	XXX	XXX	XXX	XXX	XXX	XXX	XXX	XXX	XXX	XXX	
43. Disability income (d)	XXX	XXX	XXX	XXX	XXX	XXX	XXX	XXX	XXX	XXX	XXX	XXX	XXX	XXX	XXX	
44. Long-term care (d)	XXX	XXX	XXX	XXX	XXX	XXX	XXX	XXX	XXX	XXX	XXX	XXX	XXX	XXX	XXX	
45. Other health (d)	XXX	XXX	XXX	XXX	XXX	XXX	XXX	XXX	XXX	XXX	XXX	XXX	XXX	XXX	XXX	
46. Total Accident and Health	XXX	XXX	XXX	XXX	XXX	XXX	XXX	XXX	XXX	XXX	XXX	XXX	XXX	XXX	XXX	
47. Total																

NONE

(a) Includes Group Credit Life Insurance Loans less than or equal to 60 months at issue, prior year \$ _____, current year \$ _____. Loans greater than 60 months at issue BUT NOT GREATER THAN 120 MONTHS prior year \$ _____, current year \$ _____.

(b) Corporate Owned Life Insurance/BOLI: 1) Number of policies: _____ 2) covering number of lives: _____ 3) face amount \$ _____.

(c) Deposit-Type Contract Considerations NOT included in Total Premiums and Annuities Considerations: Individual: \$ _____ Group: \$ _____ Total: \$ _____.

(d) For health business on indicated lines report: Number of persons insured under PPO managed care products _____ and number of persons insured under indemnity only products _____.

(e) For health premiums written: amount of Medicare Title XVIII exempt from state taxes or fees \$ _____.

24.1.AR



ANNUAL STATEMENT FOR THE YEAR 2024 OF THE General Re Life Corporation
LIFE INSURANCE (STATE PAGE)^(b)

NAIC Group Code 0031

BUSINESS IN THE STATE OF California

DURING THE YEAR 2024

NAIC Company Code 86258

Line of Business	1 Premiums and Annuities Considerations	2 Other Considerations	Dividends to Policyholders/Refunds to Members				7 Total (Col. 3+4+5+6)	Claims and Benefits Paid				
			3 Paid in Cash or Left on Deposit	4 Applied to Pay Renewal Premiums	5 Applied to Provide Paid-Up Additions or Shorten the Endowment or Premium-Paying Period	6 Other		8 Death and Annuity Benefits	9 Matured Endowments	10 Surrender Values and Withdrawals for Life Contracts	11 All Other Benefits	12 Total (Sum Columns 8 through 11)
Individual Life												
1. Industrial												
2. Whole												
3. Term												
4. Indexed												
5. Universal												
6. Universal with secondary guarantees												
7. Variable												
8. Variable universal												
9. Credit												
10. Other												
11. Total Individual Life												
Group Life												
12. Whole												
13. Term												
14. Universal												
15. Variable												
16. Variable universal												
17. Credit												
18. Other												
19. Total Group Life												
Individual Annuities												
20. Fixed												
21. Indexed												
22. Variable with guarantees												
23. Variable without guarantees												
24. Life contingent payout												
25. Other												
26. Total Individual Annuities												
Group Annuities												
27. Fixed												
28. Indexed												
29. Variable with guarantees												
30. Variable without guarantees												
31. Life contingent payout												
32. Other												
33. Total Group Annuities												
Accident and Health												
34. Comprehensive individual (d)								XXX	XXX	XXX		
35. Comprehensive group (d)								XXX	XXX	XXX		
36. Medicare Supplement (d)								XXX	XXX	XXX		
37. Vision only (d)								XXX	XXX	XXX		
38. Dental only (d)								XXX	XXX	XXX		
39. Federal Employees Health Benefits Plan (d)								XXX	XXX	XXX		
40. Title XVIII Medicare (d)		(e)						XXX	XXX	XXX		
41. Title XIX Medicaid (d)								XXX	XXX	XXX		
42. Credit A&H								XXX	XXX	XXX		
43. Disability income (d)								XXX	XXX	XXX		
44. Long-term care (d)								XXX	XXX	XXX		
45. Other health (d)								XXX	XXX	XXX		
46. Total Accident and Health								XXX	XXX	XXX		
47. Total		(c)										

NONE

24.CA

ANNUAL STATEMENT FOR THE YEAR 2024 OF THE General Re Life Corporation

LIFE INSURANCE (STATE PAGE) (Continued)^(b)

NAIC Group Code 0031

BUSINESS IN THE STATE OF

California

DURING THE YEAR 2024

NAIC Company Code 86258

Line of Business	13 Incurred During Current Year	13 Direct Death Benefits, Matured Endowments Incurred and Annuity Benefits Claims Settled During Current Year								22 Unpaid December 31, Current Year	22 Issued During Year		22 Other Changes to In Force (Net)		22 In Force December 31, Current Year (b)	
		Totals Paid		Reduction by Compromise		Amount Rejected		Total Settled During Current Year			23 Number of Pols/ Certs	24 Amount	25 Number of Pols/ Certs	26 Amount	27 Number of Pols/ Certs	28 Amount
		14 Number of Pols/ Certs	15 Amount	16 Number of Pols/ Certs	17 Amount	18 Number of Pols/ Certs	19 Amount	20 Number of Pols/ Certs	21 Amount							
Individual Life																
1. Industrial																
2. Whole																
3. Term																
4. Indexed																
5. Universal																
6. Universal with secondary guarantees																
7. Variable																
8. Variable universal																
9. Credit																
10. Other																
11. Total Individual Life																
Group Life																
12. Whole																
13. Term																
14. Universal																
15. Variable																
16. Variable universal																
17. Credit																
18. Other																
19. Total Group Life																
Individual Annuities																
20. Fixed																
21. Indexed																
22. Variable with guarantees																
23. Variable without guarantees																
24. Life contingent payout																
25. Other																
26. Total Individual Annuities																
Group Annuities																
27. Fixed																
28. Indexed																
29. Variable with guarantees																
30. Variable without guarantees																
31. Life contingent payout																
32. Other																
33. Total Group Annuities																
Accident and Health																
34. Comprehensive individual (d)	XXX	XXX	XXX	XXX	XXX	XXX	XXX	XXX	XXX	XXX	XXX	XXX	XXX	XXX	XXX	
35. Comprehensive group (d)	XXX	XXX	XXX	XXX	XXX	XXX	XXX	XXX	XXX	XXX	XXX	XXX	XXX	XXX	XXX	
36. Medicare Supplement (d)	XXX	XXX	XXX	XXX	XXX	XXX	XXX	XXX	XXX	XXX	XXX	XXX	XXX	XXX	XXX	
37. Vision only (d)	XXX	XXX	XXX	XXX	XXX	XXX	XXX	XXX	XXX	XXX	XXX	XXX	XXX	XXX	XXX	
38. Dental only (d)	XXX	XXX	XXX	XXX	XXX	XXX	XXX	XXX	XXX	XXX	XXX	XXX	XXX	XXX	XXX	
39. Federal Employees Health Benefits Plan (d)	XXX	XXX	XXX	XXX	XXX	XXX	XXX	XXX	XXX	XXX	XXX	XXX	XXX	XXX	XXX	
40. Title XVIII Medicare (d)	XXX	XXX	XXX	XXX	XXX	XXX	XXX	XXX	XXX	XXX	XXX	XXX	XXX	XXX	XXX	
41. Title XIX Medicaid (d)	XXX	XXX	XXX	XXX	XXX	XXX	XXX	XXX	XXX	XXX	XXX	XXX	XXX	XXX	XXX	
42. Credit A&H	XXX	XXX	XXX	XXX	XXX	XXX	XXX	XXX	XXX	XXX	XXX	XXX	XXX	XXX	XXX	
43. Disability income (d)	XXX	XXX	XXX	XXX	XXX	XXX	XXX	XXX	XXX	XXX	XXX	XXX	XXX	XXX	XXX	
44. Long-term care (d)	XXX	XXX	XXX	XXX	XXX	XXX	XXX	XXX	XXX	XXX	XXX	XXX	XXX	XXX	XXX	
45. Other health (d)	XXX	XXX	XXX	XXX	XXX	XXX	XXX	XXX	XXX	XXX	XXX	XXX	XXX	XXX	XXX	
46. Total Accident and Health	XXX	XXX	XXX	XXX	XXX	XXX	XXX	XXX	XXX	XXX	XXX	XXX	XXX	XXX	XXX	
47. Total																

NONE

(a) Includes Group Credit Life Insurance Loans less than or equal to 60 months at issue, prior year \$ _____, current year \$ _____. Loans greater than 60 months at issue BUT NOT GREATER THAN 120 MONTHS prior year \$ _____, current year \$ _____.

(b) Corporate Owned Life Insurance/BOLI: 1) Number of policies: _____ 2) covering number of lives: _____ 3) face amount \$ _____.

(c) Deposit-Type Contract Considerations NOT included in Total Premiums and Annuities Considerations: Individual: \$ _____ Group: \$ _____ Total: \$ _____.

(d) For health business on indicated lines report: Number of persons insured under PPO managed care products _____ and number of persons insured under indemnity only products _____.

(e) For health premiums written: amount of Medicare Title XVIII exempt from state taxes or fees \$ _____.



ANNUAL STATEMENT FOR THE YEAR 2024 OF THE General Re Life Corporation
LIFE INSURANCE (STATE PAGE)^(b)

NAIC Group Code 0031

BUSINESS IN THE STATE OF Colorado

DURING THE YEAR 2024

NAIC Company Code 86258

Line of Business	1 Premiums and Annuities Considerations	2 Other Considerations	Dividends to Policyholders/Refunds to Members				7 Total (Col. 3+4+5+6)	Claims and Benefits Paid				
			3 Paid in Cash or Left on Deposit	4 Applied to Pay Renewal Premiums	5 Applied to Provide Paid-Up Additions or Shorten the Endowment or Premium-Paying Period	6 Other		8 Death and Annuity Benefits	9 Matured Endowments	10 Surrender Values and Withdrawals for Life Contracts	11 All Other Benefits	12 Total (Sum Columns 8 through 11)
Individual Life												
1. Industrial							0					0
2. Whole							0					0
3. Term							0					0
4. Indexed							0					0
5. Universal							0					0
6. Universal with secondary guarantees							0					0
7. Variable							0					0
8. Variable universal							0					0
9. Credit							0					0
10. Other							0					0
11. Total Individual Life	0	0	0	0	0	0	0	0	0	0	0	0
Group Life												
12. Whole							0					0
13. Term							0					0
14. Universal							0					0
15. Variable							0					0
16. Variable universal							0					0
17. Credit							0					0
18. Other							0					0
19. Total Group Life	0	0	0	0	0	0	0	0	0	0	0	0
Individual Annuities												
20. Fixed							0					0
21. Indexed							0					0
22. Variable with guarantees							0					0
23. Variable without guarantees							0					0
24. Life contingent payout							0					0
25. Other							0					0
26. Total Individual Annuities	0	0	0	0	0	0	0	0	0	0	0	0
Group Annuities												
27. Fixed							0					0
28. Indexed							0					0
29. Variable with guarantees							0					0
30. Variable without guarantees							0					0
31. Life contingent payout							0					0
32. Other							0					0
33. Total Group Annuities	0	0	0	0	0	0	0	0	0	0	0	0
Accident and Health												
34. Comprehensive individual (d)							0	XXX	XXX	XXX		0
35. Comprehensive group (d)							0	XXX	XXX	XXX		0
36. Medicare Supplement (d)							0	XXX	XXX	XXX		0
37. Vision only (d)							0	XXX	XXX	XXX		0
38. Dental only (d)							0	XXX	XXX	XXX		0
39. Federal Employees Health Benefits Plan (d)							0	XXX	XXX	XXX		0
40. Title XVIII Medicare (d)							0	XXX	XXX	XXX		0
41. Title XIX Medicaid (d)		(e)					0	XXX	XXX	XXX		0
42. Credit A&H							0	XXX	XXX	XXX		0
43. Disability income (d)							0	XXX	XXX	XXX		0
44. Long-term care (d)							0	XXX	XXX	XXX		0
45. Other health (d)							0	XXX	XXX	XXX		0
46. Total Accident and Health	0	0	0	0	0	0	0	XXX	XXX	XXX	0	0
47. Total	0 (c)	0	0	0	0	0	0	0	0	0	0	0

24.CO

ANNUAL STATEMENT FOR THE YEAR 2024 OF THE General Re Life Corporation

LIFE INSURANCE (STATE PAGE) (Continued)^(b)

NAIC Group Code 0031

BUSINESS IN THE STATE OF

Colorado

DURING THE YEAR 2024

NAIC Company Code 86258

Line of Business	13 Incurred During Current Year	Direct Death Benefits, Matured Endowments Incurred and Annuity Benefits								22 Unpaid December 31, Current Year	Policy Exhibit					
		Claims Settled During Current Year									Issued During Year		Other Changes to In Force (Net)		In Force December 31, Current Year (b)	
		Totals Paid		Reduction by Compromise		Amount Rejected		Total Settled During Current Year			23	24	25	26	27	28
		14 Number of Pols/ Certs	15 Amount	16 Number of Pols/ Certs	17 Amount	18 Number of Pols/ Certs	19 Amount	20 Number of Pols/ Certs	21 Amount		Number of Pols/ Certs	Amount	Number of Pols/ Certs	Amount	Number of Pols/ Certs	Amount
Individual Life																
1. Industrial							0	0	0							
2. Whole							0	0	0							
3. Term							0	0	0							
4. Indexed							0	0	0							
5. Universal							0	0	0							
6. Universal with secondary guarantees							0	0	0							
7. Variable							0	0	0							
8. Variable universal							0	0	0							
9. Credit							0	0	0							
10. Other							0	0	0							
11. Total Individual Life	0	0	0	0	0	0	0	0	0	0	0	0	0	0	0	0
Group Life																
12. Whole							0	0	0							
13. Term							0	0	0							
14. Universal							0	0	0							
15. Variable							0	0	0							
16. Variable universal							0	0	0							
17. Credit							0	0	0							
18. Other							0	0	0							
19. Total Group Life	0	0	0	0	0	0	0	0	0	0	0	0	0	0	0	0
Individual Annuities																
20. Fixed							0	0	0							
21. Indexed							0	0	0							
22. Variable with guarantees							0	0	0							
23. Variable without guarantees							0	0	0							
24. Life contingent payout							0	0	0							
25. Other							0	0	0							
26. Total Individual Annuities	0	0	0	0	0	0	0	0	0	0	0	0	0	0	0	0
Group Annuities																
27. Fixed							0	0	0							
28. Indexed							0	0	0							
29. Variable with guarantees							0	0	0							
30. Variable without guarantees							0	0	0							
31. Life contingent payout							0	0	0							
32. Other							0	0	0							
33. Total Group Annuities	0	0	0	0	0	0	0	0	0	0	0	0	0	0	0	0
Accident and Health																
34. Comprehensive individual (d)	XXX	XXX	XXX	XXX	XXX	XXX	XXX	XXX	XXX	XXX	XXX	XXX	XXX	XXX	XXX	XXX
35. Comprehensive group (d)	XXX	XXX	XXX	XXX	XXX	XXX	XXX	XXX	XXX	XXX	XXX	XXX	XXX	XXX	XXX	XXX
36. Medicare Supplement (d)	XXX	XXX	XXX	XXX	XXX	XXX	XXX	XXX	XXX	XXX	XXX	XXX	XXX	XXX	XXX	XXX
37. Vision only (d)	XXX	XXX	XXX	XXX	XXX	XXX	XXX	XXX	XXX	XXX	XXX	XXX	XXX	XXX	XXX	XXX
38. Dental only (d)	XXX	XXX	XXX	XXX	XXX	XXX	XXX	XXX	XXX	XXX	XXX	XXX	XXX	XXX	XXX	XXX
39. Federal Employees Health Benefits Plan (d)	XXX	XXX	XXX	XXX	XXX	XXX	XXX	XXX	XXX	XXX	XXX	XXX	XXX	XXX	XXX	XXX
40. Title XVIII Medicare (d)	XXX	XXX	XXX	XXX	XXX	XXX	XXX	XXX	XXX	XXX	XXX	XXX	XXX	XXX	XXX	XXX
41. Title XIX Medicaid (d)	XXX	XXX	XXX	XXX	XXX	XXX	XXX	XXX	XXX	XXX	XXX	XXX	XXX	XXX	XXX	XXX
42. Credit A&H	XXX	XXX	XXX	XXX	XXX	XXX	XXX	XXX	XXX	XXX	XXX	XXX	XXX	XXX	XXX	XXX
43. Disability income (d)	XXX	XXX	XXX	XXX	XXX	XXX	XXX	XXX	XXX	XXX	XXX	XXX	XXX	XXX	XXX	XXX
44. Long-term care (d)	XXX	XXX	XXX	XXX	XXX	XXX	XXX	XXX	XXX	XXX	XXX	XXX	XXX	XXX	XXX	XXX
45. Other health (d)	XXX	XXX	XXX	XXX	XXX	XXX	XXX	XXX	XXX	XXX	XXX	XXX	XXX	XXX	XXX	XXX
46. Total Accident and Health	XXX	XXX	XXX	XXX	XXX	XXX	XXX	XXX	XXX	XXX	XXX	XXX	XXX	XXX	XXX	XXX
47. Total	0	0	0	0	0	0	0	0	0	0	0	0	0	0	0	0

(a) Includes Group Credit Life Insurance Loans less than or equal to 60 months at issue, prior year \$ _____, current year \$ _____. Loans greater than 60 months at issue BUT NOT GREATER THAN 120 MONTHS prior year \$ _____, current year \$ _____.

(b) Corporate Owned Life Insurance/BOLI: 1) Number of policies: _____ 2) covering number of lives: _____ 3) face amount \$ _____.

(c) Deposit-Type Contract Considerations NOT included in Total Premiums and Annuities Considerations: Individual: \$ _____ Group: \$ _____ Total: \$ _____.

(d) For health business on indicated lines report: Number of persons insured under PPO managed care products _____ and number of persons insured under indemnity only products _____.

(e) For health premiums written: amount of Medicare Title XVIII exempt from state taxes or fees \$ _____.

24.1.CO



ANNUAL STATEMENT FOR THE YEAR 2024 OF THE General Re Life Corporation
LIFE INSURANCE (STATE PAGE)^(b)

NAIC Group Code 0031

BUSINESS IN THE STATE OF Connecticut

DURING THE YEAR 2024

NAIC Company Code 86258

Line of Business	1 Premiums and Annuities Considerations	2 Other Considerations	Dividends to Policyholders/Refunds to Members				7 Total (Col. 3+4+5+6)	Claims and Benefits Paid				
			3 Paid in Cash or Left on Deposit	4 Applied to Pay Renewal Premiums	5 Applied to Provide Paid-Up Additions or Shorten the Endowment or Premium-Paying Period	6 Other		8 Death and Annuity Benefits	9 Matured Endowments	10 Surrender Values and Withdrawals for Life Contracts	11 All Other Benefits	12 Total (Sum Columns 8 through 11)
Individual Life												
1. Industrial												
2. Whole												
3. Term												
4. Indexed												
5. Universal												
6. Universal with secondary guarantees												
7. Variable												
8. Variable universal												
9. Credit												
10. Other												
11. Total Individual Life												
Group Life												
12. Whole												
13. Term												
14. Universal												
15. Variable												
16. Variable universal												
17. Credit												
18. Other												
19. Total Group Life												
Individual Annuities												
20. Fixed												
21. Indexed												
22. Variable with guarantees												
23. Variable without guarantees												
24. Life contingent payout												
25. Other												
26. Total Individual Annuities												
Group Annuities												
27. Fixed												
28. Indexed												
29. Variable with guarantees												
30. Variable without guarantees												
31. Life contingent payout												
32. Other												
33. Total Group Annuities												
Accident and Health												
34. Comprehensive individual (d)								XXX	XXX	XXX		
35. Comprehensive group (d)								XXX	XXX	XXX		
36. Medicare Supplement (d)								XXX	XXX	XXX		
37. Vision only (d)								XXX	XXX	XXX		
38. Dental only (d)								XXX	XXX	XXX		
39. Federal Employees Health Benefits Plan (d)								XXX	XXX	XXX		
40. Title XVIII Medicare (d)								XXX	XXX	XXX		
41. Title XIX Medicaid (d)		(e)						XXX	XXX	XXX		
42. Credit A&H								XXX	XXX	XXX		
43. Disability income (d)								XXX	XXX	XXX		
44. Long-term care (d)								XXX	XXX	XXX		
45. Other health (d)								XXX	XXX	XXX		
46. Total Accident and Health								XXX	XXX	XXX		
47. Total		(c)										

NONE

24.CT

ANNUAL STATEMENT FOR THE YEAR 2024 OF THE General Re Life Corporation

LIFE INSURANCE (STATE PAGE) (Continued)^(b)

NAIC Group Code 0031

BUSINESS IN THE STATE OF

Connecticut

DURING THE YEAR 2024

NAIC Company Code 86258

Direct Death Benefits, Matured Endowments Incurred and Annuity Benefits

Policy Exhibit

Line of Business	13 Incurred During Current Year	Claims Settled During Current Year								22 Unpaid December 31, Current Year	Issued During Year		Other Changes to In Force (Net)		In Force December 31, Current Year (b)	
		Totals Paid		Reduction by Compromise		Amount Rejected		Total Settled During Current Year			23	24	25	26	27	28
		14 Number of Pols/ Certs	15 Amount	16 Number of Pols/ Certs	17 Amount	18 Number of Pols/ Certs	19 Amount	20 Number of Pols/ Certs	21 Amount		Number of Pols/ Certs	Amount	Number of Pols/ Certs	Amount	Number of Pols/ Certs	Amount
Individual Life																
1. Industrial																
2. Whole																
3. Term																
4. Indexed																
5. Universal																
6. Universal with secondary guarantees																
7. Variable																
8. Variable universal																
9. Credit																
10. Other																
11. Total Individual Life																
Group Life																
12. Whole																
13. Term																
14. Universal																
15. Variable																
16. Variable universal																
17. Credit																
18. Other																
19. Total Group Life																
Individual Annuities																
20. Fixed																
21. Indexed																
22. Variable with guarantees																
23. Variable without guarantees																
24. Life contingent payout																
25. Other																
26. Total Individual Annuities																
Group Annuities																
27. Fixed																
28. Indexed																
29. Variable with guarantees																
30. Variable without guarantees																
31. Life contingent payout																
32. Other																
33. Total Group Annuities																
Accident and Health																
34. Comprehensive individual (d)	XXX	XXX	XXX	XXX	XXX	XXX	XXX	XXX	XXX	XXX	XXX	XXX	XXX	XXX	XXX	XXX
35. Comprehensive group (d)	XXX	XXX	XXX	XXX	XXX	XXX	XXX	XXX	XXX	XXX	XXX	XXX	XXX	XXX	XXX	XXX
36. Medicare Supplement (d)	XXX	XXX	XXX	XXX	XXX	XXX	XXX	XXX	XXX	XXX	XXX	XXX	XXX	XXX	XXX	XXX
37. Vision only (d)	XXX	XXX	XXX	XXX	XXX	XXX	XXX	XXX	XXX	XXX	XXX	XXX	XXX	XXX	XXX	XXX
38. Dental only (d)	XXX	XXX	XXX	XXX	XXX	XXX	XXX	XXX	XXX	XXX	XXX	XXX	XXX	XXX	XXX	XXX
39. Federal Employees Health Benefits Plan (d)	XXX	XXX	XXX	XXX	XXX	XXX	XXX	XXX	XXX	XXX	XXX	XXX	XXX	XXX	XXX	XXX
40. Title XVIII Medicare (d)	XXX	XXX	XXX	XXX	XXX	XXX	XXX	XXX	XXX	XXX	XXX	XXX	XXX	XXX	XXX	XXX
41. Title XIX Medicaid (d)	XXX	XXX	XXX	XXX	XXX	XXX	XXX	XXX	XXX	XXX	XXX	XXX	XXX	XXX	XXX	XXX
42. Credit A&H	XXX	XXX	XXX	XXX	XXX	XXX	XXX	XXX	XXX	XXX	XXX	XXX	XXX	XXX	XXX	XXX
43. Disability income (d)	XXX	XXX	XXX	XXX	XXX	XXX	XXX	XXX	XXX	XXX	XXX	XXX	XXX	XXX	XXX	XXX
44. Long-term care (d)	XXX	XXX	XXX	XXX	XXX	XXX	XXX	XXX	XXX	XXX	XXX	XXX	XXX	XXX	XXX	XXX
45. Other health (d)	XXX	XXX	XXX	XXX	XXX	XXX	XXX	XXX	XXX	XXX	XXX	XXX	XXX	XXX	XXX	XXX
46. Total Accident and Health	XXX	XXX	XXX	XXX	XXX	XXX	XXX	XXX	XXX	XXX	XXX	XXX	XXX	XXX	XXX	XXX
47. Total																

NONE

(a) Includes Group Credit Life Insurance Loans less than or equal to 60 months at issue, prior year \$ _____, current year \$ _____. Loans greater than 60 months at issue BUT NOT GREATER THAN 120 MONTHS prior year \$ _____, current year \$ _____.

(b) Corporate Owned Life Insurance/BOLI: 1) Number of policies: _____ 2) covering number of lives: _____ 3) face amount \$ _____.

(c) Deposit-Type Contract Considerations NOT included in Total Premiums and Annuities Considerations: Individual: \$ _____ Group: \$ _____ Total: \$ _____.

(d) For health business on indicated lines report: Number of persons insured under PPO managed care products _____ and number of persons insured under indemnity only products _____.

(e) For health premiums written: amount of Medicare Title XVIII exempt from state taxes or fees \$ _____.

24.1.CT



ANNUAL STATEMENT FOR THE YEAR 2024 OF THE General Re Life Corporation
LIFE INSURANCE (STATE PAGE)^(b)

NAIC Group Code 0031

BUSINESS IN THE STATE OF Delaware

DURING THE YEAR 2024

NAIC Company Code 86258

Line of Business	1 Premiums and Annuities Considerations	2 Other Considerations	Dividends to Policyholders/Refunds to Members				7 Total (Col. 3+4+5+6)	Claims and Benefits Paid				
			3 Paid in Cash or Left on Deposit	4 Applied to Pay Renewal Premiums	5 Applied to Provide Paid-Up Additions or Shorten the Endowment or Premium-Paying Period	6 Other		8 Death and Annuity Benefits	9 Matured Endowments	10 Surrender Values and Withdrawals for Life Contracts	11 All Other Benefits	12 Total (Sum Columns 8 through 11)
Individual Life												
1. Industrial												
2. Whole												
3. Term												
4. Indexed												
5. Universal												
6. Universal with secondary guarantees												
7. Variable												
8. Variable universal												
9. Credit												
10. Other												
11. Total Individual Life												
Group Life												
12. Whole												
13. Term												
14. Universal												
15. Variable												
16. Variable universal												
17. Credit												
18. Other												
19. Total Group Life												
Individual Annuities												
20. Fixed												
21. Indexed												
22. Variable with guarantees												
23. Variable without guarantees												
24. Life contingent payout												
25. Other												
26. Total Individual Annuities												
Group Annuities												
27. Fixed												
28. Indexed												
29. Variable with guarantees												
30. Variable without guarantees												
31. Life contingent payout												
32. Other												
33. Total Group Annuities												
Accident and Health												
34. Comprehensive individual (d)								XXX	XXX	XXX		
35. Comprehensive group (d)								XXX	XXX	XXX		
36. Medicare Supplement (d)								XXX	XXX	XXX		
37. Vision only (d)								XXX	XXX	XXX		
38. Dental only (d)								XXX	XXX	XXX		
39. Federal Employees Health Benefits Plan (d)								XXX	XXX	XXX		
40. Title XVIII Medicare (d)		(e)						XXX	XXX	XXX		
41. Title XIX Medicaid (d)								XXX	XXX	XXX		
42. Credit A&H								XXX	XXX	XXX		
43. Disability income (d)								XXX	XXX	XXX		
44. Long-term care (d)								XXX	XXX	XXX		
45. Other health (d)								XXX	XXX	XXX		
46. Total Accident and Health								XXX	XXX	XXX		
47. Total		(c)										

NONE

24.DE

ANNUAL STATEMENT FOR THE YEAR 2024 OF THE General Re Life Corporation

LIFE INSURANCE (STATE PAGE) (Continued)^(b)

NAIC Group Code 0031

BUSINESS IN THE STATE OF

Delaware

DURING THE YEAR 2024

NAIC Company Code 86258

Direct Death Benefits, Matured Endowments Incurred and Annuity Benefits

Policy Exhibit

Line of Business	13 Incurred During Current Year	Claims Settled During Current Year								22 Unpaid December 31, Current Year	Issued During Year		Other Changes to In Force (Net)		In Force December 31, Current Year (b)	
		Totals Paid		Reduction by Compromise		Amount Rejected		Total Settled During Current Year			23	24	25	26	27	28
		14 Number of Pcls/ Certs	15 Amount	16 Number of Pcls/ Certs	17 Amount	18 Number of Pcls/ Certs	19 Amount	20 Number of Pcls/ Certs	21 Amount		Number of Pcls/ Certs	Amount	Number of Pcls/ Certs	Amount	Number of Pcls/ Certs	Amount
Individual Life																
1. Industrial																
2. Whole																
3. Term																
4. Indexed																
5. Universal																
6. Universal with secondary guarantees																
7. Variable																
8. Variable universal																
9. Credit																
10. Other																
11. Total Individual Life																
Group Life																
12. Whole																
13. Term																
14. Universal																
15. Variable																
16. Variable universal																
17. Credit																
18. Other																
19. Total Group Life																
Individual Annuities																
20. Fixed																
21. Indexed																
22. Variable with guarantees																
23. Variable without guarantees																
24. Life contingent payout																
25. Other																
26. Total Individual Annuities																
Group Annuities																
27. Fixed																
28. Indexed																
29. Variable with guarantees																
30. Variable without guarantees																
31. Life contingent payout																
32. Other																
33. Total Group Annuities																
Accident and Health																
34. Comprehensive individual (d)	XXX	XXX	XXX	XXX	XXX	XXX	XXX	XXX	XXX	XXX	XXX	XXX	XXX	XXX	XXX	XXX
35. Comprehensive group (d)	XXX	XXX	XXX	XXX	XXX	XXX	XXX	XXX	XXX	XXX	XXX	XXX	XXX	XXX	XXX	XXX
36. Medicare Supplement (d)	XXX	XXX	XXX	XXX	XXX	XXX	XXX	XXX	XXX	XXX	XXX	XXX	XXX	XXX	XXX	XXX
37. Vision only (d)	XXX	XXX	XXX	XXX	XXX	XXX	XXX	XXX	XXX	XXX	XXX	XXX	XXX	XXX	XXX	XXX
38. Dental only (d)	XXX	XXX	XXX	XXX	XXX	XXX	XXX	XXX	XXX	XXX	XXX	XXX	XXX	XXX	XXX	XXX
39. Federal Employees Health Benefits Plan (d)	XXX	XXX	XXX	XXX	XXX	XXX	XXX	XXX	XXX	XXX	XXX	XXX	XXX	XXX	XXX	XXX
40. Title XVIII Medicare (d)	XXX	XXX	XXX	XXX	XXX	XXX	XXX	XXX	XXX	XXX	XXX	XXX	XXX	XXX	XXX	XXX
41. Title XIX Medicaid (d)	XXX	XXX	XXX	XXX	XXX	XXX	XXX	XXX	XXX	XXX	XXX	XXX	XXX	XXX	XXX	XXX
42. Credit A&H	XXX	XXX	XXX	XXX	XXX	XXX	XXX	XXX	XXX	XXX	XXX	XXX	XXX	XXX	XXX	XXX
43. Disability income (d)	XXX	XXX	XXX	XXX	XXX	XXX	XXX	XXX	XXX	XXX	XXX	XXX	XXX	XXX	XXX	XXX
44. Long-term care (d)	XXX	XXX	XXX	XXX	XXX	XXX	XXX	XXX	XXX	XXX	XXX	XXX	XXX	XXX	XXX	XXX
45. Other health (d)	XXX	XXX	XXX	XXX	XXX	XXX	XXX	XXX	XXX	XXX	XXX	XXX	XXX	XXX	XXX	XXX
46. Total Accident and Health	XXX	XXX	XXX	XXX	XXX	XXX	XXX	XXX	XXX	XXX	XXX	XXX	XXX	XXX	XXX	XXX
47. Total																

NONE

(a) Includes Group Credit Life Insurance Loans less than or equal to 60 months at issue, prior year \$, current year \$ Loans greater than 60 months at issue BUT NOT GREATER THAN 120 MONTHS prior year \$, current year \$
 (b) Corporate Owned Life Insurance/BOLI: 1) Number of policies: 2) covering number of lives: 3) face amount \$
 (c) Deposit-Type Contract Considerations NOT included in Total Premiums and Annuities Considerations: Individual: \$ Group: \$ Total: \$
 (d) For health business on indicated lines report: Number of persons insured under PPO managed care products and number of persons insured under indemnity only products
 (e) For health premiums written: amount of Medicare Title XVIII exempt from state taxes or fees \$

24.1.DE



ANNUAL STATEMENT FOR THE YEAR 2024 OF THE General Re Life Corporation
LIFE INSURANCE (STATE PAGE)^(b)

NAIC Group Code 0031

BUSINESS IN THE STATE OF District of Columbia

DURING THE YEAR 2024

NAIC Company Code 86258

Line of Business	1 Premiums and Annuities Considerations	2 Other Considerations	Dividends to Policyholders/Refunds to Members				7 Total (Col. 3+4+5+6)	Claims and Benefits Paid				
			3 Paid in Cash or Left on Deposit	4 Applied to Pay Renewal Premiums	5 Applied to Provide Paid-Up Additions or Shorten the Endowment or Premium-Paying Period	6 Other		8 Death and Annuity Benefits	9 Matured Endowments	10 Surrender Values and Withdrawals for Life Contracts	11 All Other Benefits	12 Total (Sum Columns 8 through 11)
Individual Life												
1. Industrial												
2. Whole												
3. Term												
4. Indexed												
5. Universal												
6. Universal with secondary guarantees												
7. Variable												
8. Variable universal												
9. Credit												
10. Other												
11. Total Individual Life												
Group Life												
12. Whole												
13. Term												
14. Universal												
15. Variable												
16. Variable universal												
17. Credit												
18. Other												
19. Total Group Life												
Individual Annuities												
20. Fixed												
21. Indexed												
22. Variable with guarantees												
23. Variable without guarantees												
24. Life contingent payout												
25. Other												
26. Total Individual Annuities												
Group Annuities												
27. Fixed												
28. Indexed												
29. Variable with guarantees												
30. Variable without guarantees												
31. Life contingent payout												
32. Other												
33. Total Group Annuities												
Accident and Health												
34. Comprehensive individual (d)								XXX	XXX	XXX		
35. Comprehensive group (d)								XXX	XXX	XXX		
36. Medicare Supplement (d)								XXX	XXX	XXX		
37. Vision only (d)								XXX	XXX	XXX		
38. Dental only (d)								XXX	XXX	XXX		
39. Federal Employees Health Benefits Plan (d)								XXX	XXX	XXX		
40. Title XVIII Medicare (d)								XXX	XXX	XXX		
41. Title XIX Medicaid (d)		(e)						XXX	XXX	XXX		
42. Credit A&H (d)								XXX	XXX	XXX		
43. Disability income (d)								XXX	XXX	XXX		
44. Long-term care (d)								XXX	XXX	XXX		
45. Other health (d)								XXX	XXX	XXX		
46. Total Accident and Health								XXX	XXX	XXX		
47. Total		(c)										

NONE

24.DC

ANNUAL STATEMENT FOR THE YEAR 2024 OF THE General Re Life Corporation

LIFE INSURANCE (STATE PAGE) (Continued)^(b)

NAIC Group Code 0031

BUSINESS IN THE STATE OF

District of Columbia

DURING THE YEAR 2024

NAIC Company Code 86258

Direct Death Benefits, Matured Endowments Incurred and Annuity Benefits

Policy Exhibit

Line of Business	13 Incurred During Current Year	Claims Settled During Current Year								22 Unpaid December 31, Current Year	Issued During Year		Other Changes to In Force (Net)		In Force December 31, Current Year (b)	
		Totals Paid		Reduction by Compromise		Amount Rejected		Total Settled During Current Year			23	24	25	26	27	28
		14 Number of Pals/ Certs	15 Amount	16 Number of Pals/ Certs	17 Amount	18 Number of Pals/ Certs	19 Amount	20 Number of Pals/ Certs	21 Amount		Number of Pals/ Certs	Amount	Number of Pals/ Certs	Amount	Number of Pals/ Certs	Amount
Individual Life																
1. Industrial																
2. Whole																
3. Term																
4. Indexed																
5. Universal																
6. Universal with secondary guarantees																
7. Variable																
8. Variable universal																
9. Credit																
10. Other																
11. Total Individual Life																
Group Life																
12. Whole																
13. Term																
14. Universal																
15. Variable																
16. Variable universal																
17. Credit																
18. Other																
19. Total Group Life																
Individual Annuities																
20. Fixed																
21. Indexed																
22. Variable with guarantees																
23. Variable without guarantees																
24. Life contingent payout																
25. Other																
26. Total Individual Annuities																
Group Annuities																
27. Fixed																
28. Indexed																
29. Variable with guarantees																
30. Variable without guarantees																
31. Life contingent payout																
32. Other																
33. Total Group Annuities																
Accident and Health																
34. Comprehensive individual (d)	XXX	XXX	XXX	XXX	XXX	XXX	XXX	XXX	XXX	XXX	XXX	XXX	XXX	XXX	XXX	XXX
35. Comprehensive group (d)	XXX	XXX	XXX	XXX	XXX	XXX	XXX	XXX	XXX	XXX	XXX	XXX	XXX	XXX	XXX	XXX
36. Medicare Supplement (d)	XXX	XXX	XXX	XXX	XXX	XXX	XXX	XXX	XXX	XXX	XXX	XXX	XXX	XXX	XXX	XXX
37. Vision only (d)	XXX	XXX	XXX	XXX	XXX	XXX	XXX	XXX	XXX	XXX	XXX	XXX	XXX	XXX	XXX	XXX
38. Dental only (d)	XXX	XXX	XXX	XXX	XXX	XXX	XXX	XXX	XXX	XXX	XXX	XXX	XXX	XXX	XXX	XXX
39. Federal Employees Health Benefits Plan (d)	XXX	XXX	XXX	XXX	XXX	XXX	XXX	XXX	XXX	XXX	XXX	XXX	XXX	XXX	XXX	XXX
40. Title XVIII Medicare (d)	XXX	XXX	XXX	XXX	XXX	XXX	XXX	XXX	XXX	XXX	XXX	XXX	XXX	XXX	XXX	XXX
41. Title XIX Medicaid (d)	XXX	XXX	XXX	XXX	XXX	XXX	XXX	XXX	XXX	XXX	XXX	XXX	XXX	XXX	XXX	XXX
42. Credit A&H	XXX	XXX	XXX	XXX	XXX	XXX	XXX	XXX	XXX	XXX	XXX	XXX	XXX	XXX	XXX	XXX
43. Disability income (d)	XXX	XXX	XXX	XXX	XXX	XXX	XXX	XXX	XXX	XXX	XXX	XXX	XXX	XXX	XXX	XXX
44. Long-term care (d)	XXX	XXX	XXX	XXX	XXX	XXX	XXX	XXX	XXX	XXX	XXX	XXX	XXX	XXX	XXX	XXX
45. Other health (d)	XXX	XXX	XXX	XXX	XXX	XXX	XXX	XXX	XXX	XXX	XXX	XXX	XXX	XXX	XXX	XXX
46. Total Accident and Health	XXX	XXX	XXX	XXX	XXX	XXX	XXX	XXX	XXX	XXX	XXX	XXX	XXX	XXX	XXX	XXX
47. Total																

NONE

(a) Includes Group Credit Life Insurance Loans less than or equal to 60 months at issue, prior year \$, current year \$ Loans greater than 60 months at issue BUT NOT GREATER THAN 120 MONTHS prior year \$, current year \$
 (b) Corporate Owned Life Insurance/BOLI: 1) Number of policies: 2) covering number of lives: 3) face amount \$
 (c) Deposit-Type Contract Considerations NOT included in Total Premiums and Annuities Considerations: Individual: \$ Group: \$ Total: \$
 (d) For health business on indicated lines report: Number of persons insured under PPO managed care products and number of persons insured under indemnity only products
 (e) For health premiums written: amount of Medicare Title XVIII exempt from state taxes or fees \$

24.1.DC



ANNUAL STATEMENT FOR THE YEAR 2024 OF THE General Re Life Corporation
LIFE INSURANCE (STATE PAGE)^(b)

NAIC Group Code 0031

BUSINESS IN THE STATE OF Florida

DURING THE YEAR 2024

NAIC Company Code 86258

Line of Business	1 Premiums and Annuities Considerations	2 Other Considerations	Dividends to Policyholders/Refunds to Members				7 Total (Col. 3+4+5+6)	Claims and Benefits Paid				
			3 Paid in Cash or Left on Deposit	4 Applied to Pay Renewal Premiums	5 Applied to Provide Paid-Up Additions or Shorten the Endowment or Premium-Paying Period	6 Other		8 Death and Annuity Benefits	9 Matured Endowments	10 Surrender Values and Withdrawals for Life Contracts	11 All Other Benefits	12 Total (Sum Columns 8 through 11)
Individual Life												
1. Industrial												
2. Whole												
3. Term												
4. Indexed												
5. Universal												
6. Universal with secondary guarantees												
7. Variable												
8. Variable universal												
9. Credit												
10. Other												
11. Total Individual Life												
Group Life												
12. Whole												
13. Term												
14. Universal												
15. Variable												
16. Variable universal												
17. Credit												
18. Other												
19. Total Group Life												
Individual Annuities												
20. Fixed												
21. Indexed												
22. Variable with guarantees												
23. Variable without guarantees												
24. Life contingent payout												
25. Other												
26. Total Individual Annuities												
Group Annuities												
27. Fixed												
28. Indexed												
29. Variable with guarantees												
30. Variable without guarantees												
31. Life contingent payout												
32. Other												
33. Total Group Annuities												
Accident and Health												
34. Comprehensive individual (d)								XXX	XXX	XXX		
35. Comprehensive group (d)								XXX	XXX	XXX		
36. Medicare Supplement (d)								XXX	XXX	XXX		
37. Vision only (d)								XXX	XXX	XXX		
38. Dental only (d)								XXX	XXX	XXX		
39. Federal Employees Health Benefits Plan (d)								XXX	XXX	XXX		
40. Title XVIII Medicare (d)		(e)						XXX	XXX	XXX		
41. Title XIX Medicaid (d)								XXX	XXX	XXX		
42. Credit A&H								XXX	XXX	XXX		
43. Disability income (d)								XXX	XXX	XXX		
44. Long-term care (d)								XXX	XXX	XXX		
45. Other health (d)								XXX	XXX	XXX		
46. Total Accident and Health								XXX	XXX	XXX		
47. Total		(c)										

NONE

24.FL

ANNUAL STATEMENT FOR THE YEAR 2024 OF THE General Re Life Corporation

LIFE INSURANCE (STATE PAGE) (Continued)^(b)

NAIC Group Code 0031

BUSINESS IN THE STATE OF

Florida

DURING THE YEAR 2024

NAIC Company Code 86258

Line of Business	13 Incurred During Current Year	Direct Death Benefits, Matured Endowments Incurred and Annuity Benefits								22 Unpaid December 31, Current Year	Policy Exhibit					
		Claims Settled During Current Year									Issued During Year		Other Changes to In Force (Net)		In Force December 31, Current Year (b)	
		Totals Paid		Reduction by Compromise		Amount Rejected		Total Settled During Current Year			23	24	25	26	27	28
		14 Number of Pols/ Certs	15 Amount	16 Number of Pols/ Certs	17 Amount	18 Number of Pols/ Certs	19 Amount	20 Number of Pols/ Certs	21 Amount		Number of Pols/ Certs	Amount	Number of Pols/ Certs	Amount	Number of Pols/ Certs	Amount
Individual Life																
1. Industrial																
2. Whole																
3. Term																
4. Indexed																
5. Universal																
6. Universal with secondary guarantees																
7. Variable																
8. Variable universal																
9. Credit																
10. Other																
11. Total Individual Life																
Group Life																
12. Whole																
13. Term																
14. Universal																
15. Variable																
16. Variable universal																
17. Credit																
18. Other																
19. Total Group Life																
Individual Annuities																
20. Fixed																
21. Indexed																
22. Variable with guarantees																
23. Variable without guarantees																
24. Life contingent payout																
25. Other																
26. Total Individual Annuities																
Group Annuities																
27. Fixed																
28. Indexed																
29. Variable with guarantees																
30. Variable without guarantees																
31. Life contingent payout																
32. Other																
33. Total Group Annuities																
Accident and Health																
34. Comprehensive individual (d)	XXX	XXX	XXX	XXX	XXX	XXX	XXX	XXX	XXX	XXX						
35. Comprehensive group (d)	XXX	XXX	XXX	XXX	XXX	XXX	XXX	XXX	XXX	XXX						
36. Medicare Supplement (d)	XXX	XXX	XXX	XXX	XXX	XXX	XXX	XXX	XXX	XXX						
37. Vision only (d)	XXX	XXX	XXX	XXX	XXX	XXX	XXX	XXX	XXX	XXX						
38. Dental only (d)	XXX	XXX	XXX	XXX	XXX	XXX	XXX	XXX	XXX	XXX						
39. Federal Employees Health Benefits Plan (d)	XXX	XXX	XXX	XXX	XXX	XXX	XXX	XXX	XXX	XXX						
40. Title XVIII Medicare (d)	XXX	XXX	XXX	XXX	XXX	XXX	XXX	XXX	XXX	XXX						
41. Title XIX Medicaid (d)	XXX	XXX	XXX	XXX	XXX	XXX	XXX	XXX	XXX	XXX						
42. Credit A&H	XXX	XXX	XXX	XXX	XXX	XXX	XXX	XXX	XXX	XXX						
43. Disability income (d)	XXX	XXX	XXX	XXX	XXX	XXX	XXX	XXX	XXX	XXX						
44. Long-term care (d)	XXX	XXX	XXX	XXX	XXX	XXX	XXX	XXX	XXX	XXX						
45. Other health (d)	XXX	XXX	XXX	XXX	XXX	XXX	XXX	XXX	XXX	XXX						
46. Total Accident and Health	XXX	XXX	XXX	XXX	XXX	XXX	XXX	XXX	XXX	XXX						
47. Total																

NONE

(a) Includes Group Credit Life Insurance Loans less than or equal to 60 months at issue, prior year \$ _____, current year \$ _____. Loans greater than 60 months at issue BUT NOT GREATER THAN 120 MONTHS prior year \$ _____, current year \$ _____.

(b) Corporate Owned Life Insurance/BOLI: 1) Number of policies: _____ 2) covering number of lives: _____ 3) face amount \$ _____.

(c) Deposit-Type Contract Considerations NOT included in Total Premiums and Annuities Considerations: Individual: \$ _____ Group: \$ _____ Total: \$ _____.

(d) For health business on indicated lines report: Number of persons insured under PPO managed care products _____ and number of persons insured under indemnity only products _____.

(e) For health premiums written: amount of Medicare Title XVIII exempt from state taxes or fees \$ _____.



ANNUAL STATEMENT FOR THE YEAR 2024 OF THE General Re Life Corporation
LIFE INSURANCE (STATE PAGE)^(b)

NAIC Group Code 0031

BUSINESS IN THE STATE OF Georgia

DURING THE YEAR 2024

NAIC Company Code 86258

Line of Business	1 Premiums and Annuities Considerations	2 Other Considerations	Dividends to Policyholders/Refunds to Members				7 Total (Col. 3+4+5+6)	Claims and Benefits Paid				
			3 Paid in Cash or Left on Deposit	4 Applied to Pay Renewal Premiums	5 Applied to Provide Paid-Up Additions or Shorten the Endowment or Premium-Paying Period	6 Other		8 Death and Annuity Benefits	9 Matured Endowments	10 Surrender Values and Withdrawals for Life Contracts	11 All Other Benefits	12 Total (Sum Columns 8 through 11)
Individual Life												
1. Industrial												
2. Whole												
3. Term												
4. Indexed												
5. Universal												
6. Universal with secondary guarantees												
7. Variable												
8. Variable universal												
9. Credit												
10. Other												
11. Total Individual Life												
Group Life												
12. Whole												
13. Term												
14. Universal												
15. Variable												
16. Variable universal												
17. Credit												
18. Other												
19. Total Group Life												
Individual Annuities												
20. Fixed												
21. Indexed												
22. Variable with guarantees												
23. Variable without guarantees												
24. Life contingent payout												
25. Other												
26. Total Individual Annuities												
Group Annuities												
27. Fixed												
28. Indexed												
29. Variable with guarantees												
30. Variable without guarantees												
31. Life contingent payout												
32. Other												
33. Total Group Annuities												
Accident and Health												
34. Comprehensive individual (d)								XXX	XXX	XXX		
35. Comprehensive group (d)								XXX	XXX	XXX		
36. Medicare Supplement (d)								XXX	XXX	XXX		
37. Vision only (d)								XXX	XXX	XXX		
38. Dental only (d)								XXX	XXX	XXX		
39. Federal Employees Health Benefits Plan (d)								XXX	XXX	XXX		
40. Title XVIII Medicare (d)		(e)						XXX	XXX	XXX		
41. Title XIX Medicaid (d)								XXX	XXX	XXX		
42. Credit A&H								XXX	XXX	XXX		
43. Disability income (d)								XXX	XXX	XXX		
44. Long-term care (d)								XXX	XXX	XXX		
45. Other health (d)								XXX	XXX	XXX		
46. Total Accident and Health								XXX	XXX	XXX		
47. Total		(c)										

NONE

24.GA

ANNUAL STATEMENT FOR THE YEAR 2024 OF THE General Re Life Corporation

LIFE INSURANCE (STATE PAGE) (Continued)^(b)

NAIC Group Code 0031

BUSINESS IN THE STATE OF

Georgia

DURING THE YEAR 2024

NAIC Company Code 86258

Line of Business	13 Incurred During Current Year	13 Direct Death Benefits, Matured Endowments Incurred and Annuity Benefits Claims Settled During Current Year								22 Unpaid December 31, Current Year	22 Issued During Year		22 Other Changes to In Force (Net)		22 In Force December 31, Current Year (b)	
		Totals Paid		Reduction by Compromise		Amount Rejected		Total Settled During Current Year			23	24	25	26	27	28
		14 Number of Pols/ Certs	15 Amount	16 Number of Pols/ Certs	17 Amount	18 Number of Pols/ Certs	19 Amount	20 Number of Pols/ Certs	21 Amount		Number of Pols/ Certs	Amount	Number of Pols/ Certs	Amount	Number of Pols/ Certs	Amount
		14	15	16	17	18	19	20	21							
Individual Life																
1. Industrial																
2. Whole																
3. Term																
4. Indexed																
5. Universal																
6. Universal with secondary guarantees																
7. Variable																
8. Variable universal																
9. Credit																
10. Other																
11. Total Individual Life																
Group Life																
12. Whole																
13. Term																
14. Universal																
15. Variable																
16. Variable universal																
17. Credit																
18. Other																
19. Total Group Life																
Individual Annuities																
20. Fixed																
21. Indexed																
22. Variable with guarantees																
23. Variable without guarantees																
24. Life contingent payout																
25. Other																
26. Total Individual Annuities																
Group Annuities																
27. Fixed																
28. Indexed																
29. Variable with guarantees																
30. Variable without guarantees																
31. Life contingent payout																
32. Other																
33. Total Group Annuities																
Accident and Health																
34. Comprehensive individual (d)	XXX	XXX	XXX	XXX	XXX	XXX	XXX	XXX	XXX	XXX	XXX	XXX	XXX	XXX	XXX	
35. Comprehensive group (d)	XXX	XXX	XXX	XXX	XXX	XXX	XXX	XXX	XXX	XXX	XXX	XXX	XXX	XXX	XXX	
36. Medicare Supplement (d)	XXX	XXX	XXX	XXX	XXX	XXX	XXX	XXX	XXX	XXX	XXX	XXX	XXX	XXX	XXX	
37. Vision only (d)	XXX	XXX	XXX	XXX	XXX	XXX	XXX	XXX	XXX	XXX	XXX	XXX	XXX	XXX	XXX	
38. Dental only (d)	XXX	XXX	XXX	XXX	XXX	XXX	XXX	XXX	XXX	XXX	XXX	XXX	XXX	XXX	XXX	
39. Federal Employees Health Benefits Plan (d)	XXX	XXX	XXX	XXX	XXX	XXX	XXX	XXX	XXX	XXX	XXX	XXX	XXX	XXX	XXX	
40. Title XVIII Medicare (d)	XXX	XXX	XXX	XXX	XXX	XXX	XXX	XXX	XXX	XXX	XXX	XXX	XXX	XXX	XXX	
41. Title XIX Medicaid (d)	XXX	XXX	XXX	XXX	XXX	XXX	XXX	XXX	XXX	XXX	XXX	XXX	XXX	XXX	XXX	
42. Credit A&H	XXX	XXX	XXX	XXX	XXX	XXX	XXX	XXX	XXX	XXX	XXX	XXX	XXX	XXX	XXX	
43. Disability income (d)	XXX	XXX	XXX	XXX	XXX	XXX	XXX	XXX	XXX	XXX	XXX	XXX	XXX	XXX	XXX	
44. Long-term care (d)	XXX	XXX	XXX	XXX	XXX	XXX	XXX	XXX	XXX	XXX	XXX	XXX	XXX	XXX	XXX	
45. Other health (d)	XXX	XXX	XXX	XXX	XXX	XXX	XXX	XXX	XXX	XXX	XXX	XXX	XXX	XXX	XXX	
46. Total Accident and Health	XXX	XXX	XXX	XXX	XXX	XXX	XXX	XXX	XXX	XXX	XXX	XXX	XXX	XXX	XXX	
47. Total																

NONE

(a) Includes Group Credit Life Insurance Loans less than or equal to 60 months at issue, prior year \$ _____, current year \$ _____. Loans greater than 60 months at issue BUT NOT GREATER THAN 120 MONTHS prior year \$ _____, current year \$ _____.

(b) Corporate Owned Life Insurance/BOLI: 1) Number of policies: _____ 2) covering number of lives: _____ 3) face amount \$ _____.

(c) Deposit-Type Contract Considerations NOT included in Total Premiums and Annuities Considerations: Individual: \$ _____ Group: \$ _____ Total: \$ _____.

(d) For health business on indicated lines report: Number of persons insured under PPO managed care products _____ and number of persons insured under indemnity only products _____.

(e) For health premiums written: amount of Medicare Title XVIII exempt from state taxes or fees \$ _____.

24.1 GA



ANNUAL STATEMENT FOR THE YEAR 2024 OF THE General Re Life Corporation
LIFE INSURANCE (STATE PAGE)^(b)

NAIC Group Code 0031

BUSINESS IN THE STATE OF Hawaii

DURING THE YEAR 2024

NAIC Company Code 86258

Line of Business	1 Premiums and Annuities Considerations	2 Other Considerations	Dividends to Policyholders/Refunds to Members				7 Total (Col. 3+4+5+6)	Claims and Benefits Paid				
			3 Paid in Cash or Left on Deposit	4 Applied to Pay Renewal Premiums	5 Applied to Provide Paid-Up Additions or Shorten the Endowment or Premium-Paying Period	6 Other		8 Death and Annuity Benefits	9 Matured Endowments	10 Surrender Values and Withdrawals for Life Contracts	11 All Other Benefits	12 Total (Sum Columns 8 through 11)
Individual Life												
1. Industrial												
2. Whole												
3. Term												
4. Indexed												
5. Universal												
6. Universal with secondary guarantees												
7. Variable												
8. Variable universal												
9. Credit												
10. Other												
11. Total Individual Life												
Group Life												
12. Whole												
13. Term												
14. Universal												
15. Variable												
16. Variable universal												
17. Credit												
18. Other												
19. Total Group Life												
Individual Annuities												
20. Fixed												
21. Indexed												
22. Variable with guarantees												
23. Variable without guarantees												
24. Life contingent payout												
25. Other												
26. Total Individual Annuities												
Group Annuities												
27. Fixed												
28. Indexed												
29. Variable with guarantees												
30. Variable without guarantees												
31. Life contingent payout												
32. Other												
33. Total Group Annuities												
Accident and Health												
34. Comprehensive individual (d)								XXX	XXX	XXX		
35. Comprehensive group (d)								XXX	XXX	XXX		
36. Medicare Supplement (d)								XXX	XXX	XXX		
37. Vision only (d)								XXX	XXX	XXX		
38. Dental only (d)								XXX	XXX	XXX		
39. Federal Employees Health Benefits Plan (d)								XXX	XXX	XXX		
40. Title XVIII Medicare (d)		(e)						XXX	XXX	XXX		
41. Title XIX Medicaid (d)								XXX	XXX	XXX		
42. Credit A&H								XXX	XXX	XXX		
43. Disability income (d)								XXX	XXX	XXX		
44. Long-term care (d)								XXX	XXX	XXX		
45. Other health (d)								XXX	XXX	XXX		
46. Total Accident and Health								XXX	XXX	XXX		
47. Total		(c)										

NONE

24.HI

ANNUAL STATEMENT FOR THE YEAR 2024 OF THE General Re Life Corporation

LIFE INSURANCE (STATE PAGE) (Continued)^(b)

NAIC Group Code 0031

BUSINESS IN THE STATE OF

Hawaii

DURING THE YEAR 2024

NAIC Company Code 86258

Direct Death Benefits, Matured Endowments Incurred and Annuity Benefits

Policy Exhibit

Line of Business	13 Incurred During Current Year	Claims Settled During Current Year								22 Unpaid December 31, Current Year	Issued During Year		Other Changes to In Force (Net)		In Force December 31, Current Year (b)	
		Totals Paid		Reduction by Compromise		Amount Rejected		Total Settled During Current Year			23	24	25	26	27	28
		14 Number of Pols/ Certs	15 Amount	16 Number of Pols/ Certs	17 Amount	18 Number of Pols/ Certs	19 Amount	20 Number of Pols/ Certs	21 Amount		Number of Pols/ Certs	Amount	Number of Pols/ Certs	Amount	Number of Pols/ Certs	Amount
Individual Life																
1. Industrial																
2. Whole																
3. Term																
4. Indexed																
5. Universal																
6. Universal with secondary guarantees																
7. Variable																
8. Variable universal																
9. Credit																
10. Other																
11. Total Individual Life																
Group Life																
12. Whole																
13. Term																
14. Universal																
15. Variable																
16. Variable universal																
17. Credit																
18. Other																
19. Total Group Life																
Individual Annuities																
20. Fixed																
21. Indexed																
22. Variable with guarantees																
23. Variable without guarantees																
24. Life contingent payout																
25. Other																
26. Total Individual Annuities																
Group Annuities																
27. Fixed																
28. Indexed																
29. Variable with guarantees																
30. Variable without guarantees																
31. Life contingent payout																
32. Other																
33. Total Group Annuities																
Accident and Health																
34. Comprehensive individual (d)	XXX	XXX	XXX	XXX	XXX	XXX	XXX	XXX	XXX	XXX	XXX	XXX	XXX	XXX	XXX	XXX
35. Comprehensive group (d)	XXX	XXX	XXX	XXX	XXX	XXX	XXX	XXX	XXX	XXX	XXX	XXX	XXX	XXX	XXX	XXX
36. Medicare Supplement (d)	XXX	XXX	XXX	XXX	XXX	XXX	XXX	XXX	XXX	XXX	XXX	XXX	XXX	XXX	XXX	XXX
37. Vision only (d)	XXX	XXX	XXX	XXX	XXX	XXX	XXX	XXX	XXX	XXX	XXX	XXX	XXX	XXX	XXX	XXX
38. Dental only (d)	XXX	XXX	XXX	XXX	XXX	XXX	XXX	XXX	XXX	XXX	XXX	XXX	XXX	XXX	XXX	XXX
39. Federal Employees Health Benefits Plan (d)	XXX	XXX	XXX	XXX	XXX	XXX	XXX	XXX	XXX	XXX	XXX	XXX	XXX	XXX	XXX	XXX
40. Title XVIII Medicare (d)	XXX	XXX	XXX	XXX	XXX	XXX	XXX	XXX	XXX	XXX	XXX	XXX	XXX	XXX	XXX	XXX
41. Title XIX Medicaid (d)	XXX	XXX	XXX	XXX	XXX	XXX	XXX	XXX	XXX	XXX	XXX	XXX	XXX	XXX	XXX	XXX
42. Credit A&H	XXX	XXX	XXX	XXX	XXX	XXX	XXX	XXX	XXX	XXX	XXX	XXX	XXX	XXX	XXX	XXX
43. Disability income (d)	XXX	XXX	XXX	XXX	XXX	XXX	XXX	XXX	XXX	XXX	XXX	XXX	XXX	XXX	XXX	XXX
44. Long-term care (d)	XXX	XXX	XXX	XXX	XXX	XXX	XXX	XXX	XXX	XXX	XXX	XXX	XXX	XXX	XXX	XXX
45. Other health (d)	XXX	XXX	XXX	XXX	XXX	XXX	XXX	XXX	XXX	XXX	XXX	XXX	XXX	XXX	XXX	XXX
46. Total Accident and Health	XXX	XXX	XXX	XXX	XXX	XXX	XXX	XXX	XXX	XXX	XXX	XXX	XXX	XXX	XXX	XXX
47. Total																

NONE

(a) Includes Group Credit Life Insurance Loans less than or equal to 60 months at issue, prior year \$, current year \$ Loans greater than 60 months at issue BUT NOT GREATER THAN 120 MONTHS prior year \$, current year \$
 (b) Corporate Owned Life Insurance/BOLI: 1) Number of policies: 2) covering number of lives: 3) face amount \$
 (c) Deposit-Type Contract Considerations NOT included in Total Premiums and Annuities Considerations: Individual: \$ Group: \$ Total: \$
 (d) For health business on indicated lines report: Number of persons insured under PPO managed care products and number of persons insured under indemnity only products
 (e) For health premiums written: amount of Medicare Title XVIII exempt from state taxes or fees \$

24.1.HI



ANNUAL STATEMENT FOR THE YEAR 2024 OF THE General Re Life Corporation
LIFE INSURANCE (STATE PAGE)^(b)

NAIC Group Code 0031

BUSINESS IN THE STATE OF Idaho

DURING THE YEAR 2024

NAIC Company Code 86258

Line of Business	1 Premiums and Annuities Considerations	2 Other Considerations	Dividends to Policyholders/Refunds to Members				7 Total (Col. 3+4+5+6)	Claims and Benefits Paid				
			3 Paid in Cash or Left on Deposit	4 Applied to Pay Renewal Premiums	5 Applied to Provide Paid-Up Additions or Shorten the Endowment or Premium-Paying Period	6 Other		8 Death and Annuity Benefits	9 Matured Endowments	10 Surrender Values and Withdrawals for Life Contracts	11 All Other Benefits	12 Total (Sum Columns 8 through 11)
Individual Life												
1. Industrial												
2. Whole												
3. Term												
4. Indexed												
5. Universal												
6. Universal with secondary guarantees												
7. Variable												
8. Variable universal												
9. Credit												
10. Other												
11. Total Individual Life												
Group Life												
12. Whole												
13. Term												
14. Universal												
15. Variable												
16. Variable universal												
17. Credit												
18. Other												
19. Total Group Life												
Individual Annuities												
20. Fixed												
21. Indexed												
22. Variable with guarantees												
23. Variable without guarantees												
24. Life contingent payout												
25. Other												
26. Total Individual Annuities												
Group Annuities												
27. Fixed												
28. Indexed												
29. Variable with guarantees												
30. Variable without guarantees												
31. Life contingent payout												
32. Other												
33. Total Group Annuities												
Accident and Health												
34. Comprehensive individual (d)								XXX	XXX	XXX		
35. Comprehensive group (d)								XXX	XXX	XXX		
36. Medicare Supplement (d)								XXX	XXX	XXX		
37. Vision only (d)								XXX	XXX	XXX		
38. Dental only (d)								XXX	XXX	XXX		
39. Federal Employees Health Benefits Plan (d)								XXX	XXX	XXX		
40. Title XVIII Medicare (d)								XXX	XXX	XXX		
41. Title XIX Medicaid (d)		(e)						XXX	XXX	XXX		
42. Credit A&H (d)								XXX	XXX	XXX		
43. Disability income (d)								XXX	XXX	XXX		
44. Long-term care (d)								XXX	XXX	XXX		
45. Other health (d)								XXX	XXX	XXX		
46. Total Accident and Health								XXX	XXX	XXX		
47. Total		(c)										

NONE

24.ID

ANNUAL STATEMENT FOR THE YEAR 2024 OF THE General Re Life Corporation

LIFE INSURANCE (STATE PAGE) (Continued)^(b)

NAIC Group Code 0031

BUSINESS IN THE STATE OF Idaho

DURING THE YEAR 2024

NAIC Company Code 86258

Line of Business	13 Incurred During Current Year	Direct Death Benefits, Matured Endowments Incurred and Annuity Benefits								22 Unpaid December 31, Current Year	Policy Exhibit					
		Claims Settled During Current Year									Issued During Year		Other Changes to In Force (Net)		In Force December 31, Current Year (b)	
		Totals Paid		Reduction by Compromise		Amount Rejected		Total Settled During Current Year			23	24	25	26	27	28
		14 Number of Pols/ Certs	15 Amount	16 Number of Pols/ Certs	17 Amount	18 Number of Pols/ Certs	19 Amount	20 Number of Pols/ Certs	21 Amount		Number of Pols/ Certs	Amount	Number of Pols/ Certs	Amount	Number of Pols/ Certs	Amount
Individual Life																
1. Industrial																
2. Whole																
3. Term																
4. Indexed																
5. Universal																
6. Universal with secondary guarantees																
7. Variable																
8. Variable universal																
9. Credit																
10. Other																
11. Total Individual Life																
Group Life																
12. Whole																
13. Term																
14. Universal																
15. Variable																
16. Variable universal																
17. Credit																
18. Other																
19. Total Group Life																
Individual Annuities																
20. Fixed																
21. Indexed																
22. Variable with guarantees																
23. Variable without guarantees																
24. Life contingent payout																
25. Other																
26. Total Individual Annuities																
Group Annuities																
27. Fixed																
28. Indexed																
29. Variable with guarantees																
30. Variable without guarantees																
31. Life contingent payout																
32. Other																
33. Total Group Annuities																
Accident and Health																
34. Comprehensive individual (d)	XXX	XXX	XXX	XXX	XXX	XXX	XXX	XXX	XXX	XXX						
35. Comprehensive group (d)	XXX	XXX	XXX	XXX	XXX	XXX	XXX	XXX	XXX	XXX						
36. Medicare Supplement (d)	XXX	XXX	XXX	XXX	XXX	XXX	XXX	XXX	XXX	XXX						
37. Vision only (d)	XXX	XXX	XXX	XXX	XXX	XXX	XXX	XXX	XXX	XXX						
38. Dental only (d)	XXX	XXX	XXX	XXX	XXX	XXX	XXX	XXX	XXX	XXX						
39. Federal Employees Health Benefits Plan (d)	XXX	XXX	XXX	XXX	XXX	XXX	XXX	XXX	XXX	XXX						
40. Title XVIII Medicare (d)	XXX	XXX	XXX	XXX	XXX	XXX	XXX	XXX	XXX	XXX						
41. Title XIX Medicaid (d)	XXX	XXX	XXX	XXX	XXX	XXX	XXX	XXX	XXX	XXX						
42. Credit A&H	XXX	XXX	XXX	XXX	XXX	XXX	XXX	XXX	XXX	XXX						
43. Disability income (d)	XXX	XXX	XXX	XXX	XXX	XXX	XXX	XXX	XXX	XXX						
44. Long-term care (d)	XXX	XXX	XXX	XXX	XXX	XXX	XXX	XXX	XXX	XXX						
45. Other health (d)	XXX	XXX	XXX	XXX	XXX	XXX	XXX	XXX	XXX	XXX						
46. Total Accident and Health	XXX	XXX	XXX	XXX	XXX	XXX	XXX	XXX	XXX	XXX						
47. Total																

NONE

(a) Includes Group Credit Life Insurance Loans less than or equal to 60 months at issue, prior year \$ _____, current year \$ _____. Loans greater than 60 months at issue BUT NOT GREATER THAN 120 MONTHS prior year \$ _____, current year \$ _____.

(b) Corporate Owned Life Insurance/BOLI: 1) Number of policies: _____ 2) covering number of lives: _____ 3) face amount \$ _____.

(c) Deposit-Type Contract Considerations NOT included in Total Premiums and Annuities Considerations: Individual: \$ _____ Group: \$ _____ Total: \$ _____.

(d) For health business on indicated lines report: Number of persons insured under PPO managed care products _____ and number of persons insured under indemnity only products _____.

(e) For health premiums written: amount of Medicare Title XVIII exempt from state taxes or fees \$ _____.

24.1.ID



ANNUAL STATEMENT FOR THE YEAR 2024 OF THE General Re Life Corporation
LIFE INSURANCE (STATE PAGE)^(b)

NAIC Group Code 0031

BUSINESS IN THE STATE OF Illinois

DURING THE YEAR 2024

NAIC Company Code 86258

Line of Business	1 Premiums and Annuities Considerations	2 Other Considerations	Dividends to Policyholders/Refunds to Members				7 Total (Col. 3+4+5+6)	Claims and Benefits Paid				
			3 Paid in Cash or Left on Deposit	4 Applied to Pay Renewal Premiums	5 Applied to Provide Paid-Up Additions or Shorten the Endowment or Premium-Paying Period	6 Other		8 Death and Annuity Benefits	9 Matured Endowments	10 Surrender Values and Withdrawals for Life Contracts	11 All Other Benefits	12 Total (Sum Columns 8 through 11)
Individual Life												
1. Industrial												
2. Whole												
3. Term												
4. Indexed												
5. Universal												
6. Universal with secondary guarantees												
7. Variable												
8. Variable universal												
9. Credit												
10. Other												
11. Total Individual Life												
Group Life												
12. Whole												
13. Term												
14. Universal												
15. Variable												
16. Variable universal												
17. Credit												
18. Other												
19. Total Group Life												
Individual Annuities												
20. Fixed												
21. Indexed												
22. Variable with guarantees												
23. Variable without guarantees												
24. Life contingent payout												
25. Other												
26. Total Individual Annuities												
Group Annuities												
27. Fixed												
28. Indexed												
29. Variable with guarantees												
30. Variable without guarantees												
31. Life contingent payout												
32. Other												
33. Total Group Annuities												
Accident and Health												
34. Comprehensive individual (d)								XXX	XXX	XXX		
35. Comprehensive group (d)								XXX	XXX	XXX		
36. Medicare Supplement (d)								XXX	XXX	XXX		
37. Vision only (d)								XXX	XXX	XXX		
38. Dental only (d)								XXX	XXX	XXX		
39. Federal Employees Health Benefits Plan (d)								XXX	XXX	XXX		
40. Title XVIII Medicare (d)		(e)						XXX	XXX	XXX		
41. Title XIX Medicaid (d)								XXX	XXX	XXX		
42. Credit A&H								XXX	XXX	XXX		
43. Disability income (d)								XXX	XXX	XXX		
44. Long-term care (d)								XXX	XXX	XXX		
45. Other health (d)								XXX	XXX	XXX		
46. Total Accident and Health								XXX	XXX	XXX		
47. Total		(c)										

NONE

24.LL

ANNUAL STATEMENT FOR THE YEAR 2024 OF THE General Re Life Corporation

LIFE INSURANCE (STATE PAGE) (Continued)^(b)

NAIC Group Code 0031

BUSINESS IN THE STATE OF

Illinois

DURING THE YEAR 2024

NAIC Company Code 86258

Line of Business	13 Incurred During Current Year	Direct Death Benefits, Matured Endowments Incurred and Annuity Benefits								22 Unpaid December 31, Current Year	Policy Exhibit					
		Claims Settled During Current Year									23 Issued During Year		25 Other Changes to In Force (Net)		27 In Force December 31, Current Year (b)	
		Totals Paid		Reduction by Compromise		Amount Rejected		Total Settled During Current Year			24 Number of Pols/ Certs	26 Amount	28 Number of Pols/ Certs	29 Amount		
		14 Number of Pols/ Certs	15 Amount	16 Number of Pols/ Certs	17 Amount	18 Number of Pols/ Certs	19 Amount	20 Number of Pols/ Certs	21 Amount							
Individual Life																
1. Industrial																
2. Whole																
3. Term																
4. Indexed																
5. Universal																
6. Universal with secondary guarantees																
7. Variable																
8. Variable universal																
9. Credit																
10. Other																
11. Total Individual Life																
Group Life																
12. Whole																
13. Term																
14. Universal																
15. Variable																
16. Variable universal																
17. Credit																
18. Other																
19. Total Group Life																
Individual Annuities																
20. Fixed																
21. Indexed																
22. Variable with guarantees																
23. Variable without guarantees																
24. Life contingent payout																
25. Other																
26. Total Individual Annuities																
Group Annuities																
27. Fixed																
28. Indexed																
29. Variable with guarantees																
30. Variable without guarantees																
31. Life contingent payout																
32. Other																
33. Total Group Annuities																
Accident and Health																
34. Comprehensive individual (d)	XXX	XXX	XXX	XXX	XXX	XXX	XXX	XXX	XXX	XXX						
35. Comprehensive group (d)	XXX	XXX	XXX	XXX	XXX	XXX	XXX	XXX	XXX	XXX						
36. Medicare Supplement (d)	XXX	XXX	XXX	XXX	XXX	XXX	XXX	XXX	XXX	XXX						
37. Vision only (d)	XXX	XXX	XXX	XXX	XXX	XXX	XXX	XXX	XXX	XXX						
38. Dental only (d)	XXX	XXX	XXX	XXX	XXX	XXX	XXX	XXX	XXX	XXX						
39. Federal Employees Health Benefits Plan (d)	XXX	XXX	XXX	XXX	XXX	XXX	XXX	XXX	XXX	XXX						
40. Title XVIII Medicare (d)	XXX	XXX	XXX	XXX	XXX	XXX	XXX	XXX	XXX	XXX						
41. Title XIX Medicaid (d)	XXX	XXX	XXX	XXX	XXX	XXX	XXX	XXX	XXX	XXX						
42. Credit A&H	XXX	XXX	XXX	XXX	XXX	XXX	XXX	XXX	XXX	XXX						
43. Disability income (d)	XXX	XXX	XXX	XXX	XXX	XXX	XXX	XXX	XXX	XXX						
44. Long-term care (d)	XXX	XXX	XXX	XXX	XXX	XXX	XXX	XXX	XXX	XXX						
45. Other health (d)	XXX	XXX	XXX	XXX	XXX	XXX	XXX	XXX	XXX	XXX						
46. Total Accident and Health	XXX	XXX	XXX	XXX	XXX	XXX	XXX	XXX	XXX	XXX						
47. Total																

NONE

(a) Includes Group Credit Life Insurance Loans less than or equal to 60 months at issue, prior year \$ _____, current year \$ _____. Loans greater than 60 months at issue BUT NOT GREATER THAN 120 MONTHS prior year \$ _____, current year \$ _____.

(b) Corporate Owned Life Insurance/BOLI: 1) Number of policies: _____ 2) covering number of lives: _____ 3) face amount \$ _____.

(c) Deposit-Type Contract Considerations NOT included in Total Premiums and Annuities Considerations: Individual: \$ _____ Group: \$ _____ Total: \$ _____.

(d) For health business on indicated lines report: Number of persons insured under PPO managed care products _____ and number of persons insured under indemnity only products _____.

(e) For health premiums written: amount of Medicare Title XVIII exempt from state taxes or fees \$ _____.



ANNUAL STATEMENT FOR THE YEAR 2024 OF THE General Re Life Corporation
LIFE INSURANCE (STATE PAGE)^(b)

NAIC Group Code 0031

BUSINESS IN THE STATE OF Indiana

DURING THE YEAR 2024

NAIC Company Code 86258

Line of Business	1 Premiums and Annuities Considerations	2 Other Considerations	Dividends to Policyholders/Refunds to Members				7 Total (Col. 3+4+5+6)	Claims and Benefits Paid				
			3 Paid in Cash or Left on Deposit	4 Applied to Pay Renewal Premiums	5 Applied to Provide Paid-Up Additions or Shorten the Endowment or Premium-Paying Period	6 Other		8 Death and Annuity Benefits	9 Matured Endowments	10 Surrender Values and Withdrawals for Life Contracts	11 All Other Benefits	12 Total (Sum Columns 8 through 11)
Individual Life												
1. Industrial												
2. Whole												
3. Term												
4. Indexed												
5. Universal												
6. Universal with secondary guarantees												
7. Variable												
8. Variable universal												
9. Credit												
10. Other												
11. Total Individual Life												
Group Life												
12. Whole												
13. Term												
14. Universal												
15. Variable												
16. Variable universal												
17. Credit												
18. Other												
19. Total Group Life												
Individual Annuities												
20. Fixed												
21. Indexed												
22. Variable with guarantees												
23. Variable without guarantees												
24. Life contingent payout												
25. Other												
26. Total Individual Annuities												
Group Annuities												
27. Fixed												
28. Indexed												
29. Variable with guarantees												
30. Variable without guarantees												
31. Life contingent payout												
32. Other												
33. Total Group Annuities												
Accident and Health												
34. Comprehensive individual (d)								XXX	XXX	XXX		
35. Comprehensive group (d)								XXX	XXX	XXX		
36. Medicare Supplement (d)								XXX	XXX	XXX		
37. Vision only (d)								XXX	XXX	XXX		
38. Dental only (d)								XXX	XXX	XXX		
39. Federal Employees Health Benefits Plan (d)								XXX	XXX	XXX		
40. Title XVIII Medicare (d)		(e)						XXX	XXX	XXX		
41. Title XIX Medicaid (d)								XXX	XXX	XXX		
42. Credit A&H								XXX	XXX	XXX		
43. Disability income (d)								XXX	XXX	XXX		
44. Long-term care (d)								XXX	XXX	XXX		
45. Other health (d)								XXX	XXX	XXX		
46. Total Accident and Health								XXX	XXX	XXX		
47. Total		(c)										

NONE

24.IN

ANNUAL STATEMENT FOR THE YEAR 2024 OF THE General Re Life Corporation

LIFE INSURANCE (STATE PAGE) (Continued)^(b)

NAIC Group Code 0031

BUSINESS IN THE STATE OF Indiana

DURING THE YEAR 2024

NAIC Company Code 86258

Line of Business	13 Incurred During Current Year	Direct Death Benefits, Matured Endowments Incurred and Annuity Benefits								22 Unpaid December 31, Current Year	Policy Exhibit					
		Claims Settled During Current Year									23 Issued During Year		25 Other Changes to In Force (Net)		27 In Force December 31, Current Year (b)	
		Totals Paid		Reduction by Compromise		Amount Rejected		Total Settled During Current Year			24 Number of Pols/ Certs	26 Amount	28 Number of Pols/ Certs	29 Amount		
		14 Number of Pols/ Certs	15 Amount	16 Number of Pols/ Certs	17 Amount	18 Number of Pols/ Certs	19 Amount	20 Number of Pols/ Certs	21 Amount							
Individual Life																
1. Industrial																
2. Whole																
3. Term																
4. Indexed																
5. Universal																
6. Universal with secondary guarantees																
7. Variable																
8. Variable universal																
9. Credit																
10. Other																
11. Total Individual Life																
Group Life																
12. Whole																
13. Term																
14. Universal																
15. Variable																
16. Variable universal																
17. Credit																
18. Other																
19. Total Group Life																
Individual Annuities																
20. Fixed																
21. Indexed																
22. Variable with guarantees																
23. Variable without guarantees																
24. Life contingent payout																
25. Other																
26. Total Individual Annuities																
Group Annuities																
27. Fixed																
28. Indexed																
29. Variable with guarantees																
30. Variable without guarantees																
31. Life contingent payout																
32. Other																
33. Total Group Annuities																
Accident and Health																
34. Comprehensive individual (d)	XXX	XXX	XXX	XXX	XXX	XXX	XXX	XXX	XXX	XXX						
35. Comprehensive group (d)	XXX	XXX	XXX	XXX	XXX	XXX	XXX	XXX	XXX	XXX						
36. Medicare Supplement (d)	XXX	XXX	XXX	XXX	XXX	XXX	XXX	XXX	XXX	XXX						
37. Vision only (d)	XXX	XXX	XXX	XXX	XXX	XXX	XXX	XXX	XXX	XXX						
38. Dental only (d)	XXX	XXX	XXX	XXX	XXX	XXX	XXX	XXX	XXX	XXX						
39. Federal Employees Health Benefits Plan (d)	XXX	XXX	XXX	XXX	XXX	XXX	XXX	XXX	XXX	XXX						
40. Title XVIII Medicare (d)	XXX	XXX	XXX	XXX	XXX	XXX	XXX	XXX	XXX	XXX						
41. Title XIX Medicaid (d)	XXX	XXX	XXX	XXX	XXX	XXX	XXX	XXX	XXX	XXX						
42. Credit A&H	XXX	XXX	XXX	XXX	XXX	XXX	XXX	XXX	XXX	XXX						
43. Disability income (d)	XXX	XXX	XXX	XXX	XXX	XXX	XXX	XXX	XXX	XXX						
44. Long-term care (d)	XXX	XXX	XXX	XXX	XXX	XXX	XXX	XXX	XXX	XXX						
45. Other health (d)	XXX	XXX	XXX	XXX	XXX	XXX	XXX	XXX	XXX	XXX						
46. Total Accident and Health	XXX	XXX	XXX	XXX	XXX	XXX	XXX	XXX	XXX	XXX						
47. Total																

NONE

(a) Includes Group Credit Life Insurance Loans less than or equal to 60 months at issue, prior year \$ _____, current year \$ _____. Loans greater than 60 months at issue BUT NOT GREATER THAN 120 MONTHS prior year \$ _____, current year \$ _____.

(b) Corporate Owned Life Insurance/BOLI: 1) Number of policies: _____ 2) covering number of lives: _____ 3) face amount \$ _____.

(c) Deposit-Type Contract Considerations NOT included in Total Premiums and Annuities Considerations: Individual: \$ _____ Group: \$ _____ Total: \$ _____.

(d) For health business on indicated lines report: Number of persons insured under PPO managed care products _____ and number of persons insured under indemnity only products _____.

(e) For health premiums written: amount of Medicare Title XVIII exempt from state taxes or fees \$ _____.

24.1.IN



ANNUAL STATEMENT FOR THE YEAR 2024 OF THE General Re Life Corporation
LIFE INSURANCE (STATE PAGE)^(b)

NAIC Group Code 0031

BUSINESS IN THE STATE OF Iowa

DURING THE YEAR 2024

NAIC Company Code 86258

Line of Business	1 Premiums and Annuities Considerations	2 Other Considerations	Dividends to Policyholders/Refunds to Members				7 Total (Col. 3+4+5+6)	Claims and Benefits Paid				
			3 Paid in Cash or Left on Deposit	4 Applied to Pay Renewal Premiums	5 Applied to Provide Paid-Up Additions or Shorten the Endowment or Premium-Paying Period	6 Other		8 Death and Annuity Benefits	9 Matured Endowments	10 Surrender Values and Withdrawals for Life Contracts	11 All Other Benefits	12 Total (Sum Columns 8 through 11)
Individual Life												
1. Industrial												
2. Whole												
3. Term												
4. Indexed												
5. Universal												
6. Universal with secondary guarantees												
7. Variable												
8. Variable universal												
9. Credit												
10. Other												
11. Total Individual Life												
Group Life												
12. Whole												
13. Term												
14. Universal												
15. Variable												
16. Variable universal												
17. Credit												
18. Other												
19. Total Group Life												
Individual Annuities												
20. Fixed												
21. Indexed												
22. Variable with guarantees												
23. Variable without guarantees												
24. Life contingent payout												
25. Other												
26. Total Individual Annuities												
Group Annuities												
27. Fixed												
28. Indexed												
29. Variable with guarantees												
30. Variable without guarantees												
31. Life contingent payout												
32. Other												
33. Total Group Annuities												
Accident and Health												
34. Comprehensive individual (d)								XXX	XXX	XXX		
35. Comprehensive group (d)								XXX	XXX	XXX		
36. Medicare Supplement (d)								XXX	XXX	XXX		
37. Vision only (d)								XXX	XXX	XXX		
38. Dental only (d)								XXX	XXX	XXX		
39. Federal Employees Health Benefits Plan (d)								XXX	XXX	XXX		
40. Title XVIII Medicare (d)		(e)						XXX	XXX	XXX		
41. Title XIX Medicaid (d)								XXX	XXX	XXX		
42. Credit A&H								XXX	XXX	XXX		
43. Disability income (d)								XXX	XXX	XXX		
44. Long-term care (d)								XXX	XXX	XXX		
45. Other health (d)								XXX	XXX	XXX		
46. Total Accident and Health								XXX	XXX	XXX		
47. Total		(c)										

NONE

24.1A

ANNUAL STATEMENT FOR THE YEAR 2024 OF THE General Re Life Corporation

LIFE INSURANCE (STATE PAGE) (Continued)^(b)

NAIC Group Code 0031

BUSINESS IN THE STATE OF Iowa

DURING THE YEAR 2024

NAIC Company Code 86258

Line of Business	13 Incurred During Current Year	Direct Death Benefits, Matured Endowments Incurred and Annuity Benefits								22 Unpaid December 31, Current Year	Policy Exhibit					
		Claims Settled During Current Year									Issued During Year		Other Changes to In Force (Net)		In Force December 31, Current Year (b)	
		Totals Paid		Reduction by Compromise		Amount Rejected		Total Settled During Current Year			23	24	25	26	27	28
		14 Number of Pols/ Certs	15 Amount	16 Number of Pols/ Certs	17 Amount	18 Number of Pols/ Certs	19 Amount	20 Number of Pols/ Certs	21 Amount		Number of Pols/ Certs	Amount	Number of Pols/ Certs	Amount	Number of Pols/ Certs	Amount
Individual Life																
1. Industrial																
2. Whole																
3. Term																
4. Indexed																
5. Universal																
6. Universal with secondary guarantees																
7. Variable																
8. Variable universal																
9. Credit																
10. Other																
11. Total Individual Life																
Group Life																
12. Whole																
13. Term																
14. Universal																
15. Variable																
16. Variable universal																
17. Credit																
18. Other																
19. Total Group Life																
Individual Annuities																
20. Fixed																
21. Indexed																
22. Variable with guarantees																
23. Variable without guarantees																
24. Life contingent payout																
25. Other																
26. Total Individual Annuities																
Group Annuities																
27. Fixed																
28. Indexed																
29. Variable with guarantees																
30. Variable without guarantees																
31. Life contingent payout																
32. Other																
33. Total Group Annuities																
Accident and Health																
34. Comprehensive individual (d)	XXX	XXX	XXX	XXX	XXX	XXX	XXX	XXX	XXX	XXX						
35. Comprehensive group (d)	XXX	XXX	XXX	XXX	XXX	XXX	XXX	XXX	XXX	XXX						
36. Medicare Supplement (d)	XXX	XXX	XXX	XXX	XXX	XXX	XXX	XXX	XXX	XXX						
37. Vision only (d)	XXX	XXX	XXX	XXX	XXX	XXX	XXX	XXX	XXX	XXX						
38. Dental only (d)	XXX	XXX	XXX	XXX	XXX	XXX	XXX	XXX	XXX	XXX						
39. Federal Employees Health Benefits Plan (d)	XXX	XXX	XXX	XXX	XXX	XXX	XXX	XXX	XXX	XXX						
40. Title XVIII Medicare (d)	XXX	XXX	XXX	XXX	XXX	XXX	XXX	XXX	XXX	XXX						
41. Title XIX Medicaid (d)	XXX	XXX	XXX	XXX	XXX	XXX	XXX	XXX	XXX	XXX						
42. Credit A&H	XXX	XXX	XXX	XXX	XXX	XXX	XXX	XXX	XXX	XXX						
43. Disability income (d)	XXX	XXX	XXX	XXX	XXX	XXX	XXX	XXX	XXX	XXX						
44. Long-term care (d)	XXX	XXX	XXX	XXX	XXX	XXX	XXX	XXX	XXX	XXX						
45. Other health (d)	XXX	XXX	XXX	XXX	XXX	XXX	XXX	XXX	XXX	XXX						
46. Total Accident and Health	XXX	XXX	XXX	XXX	XXX	XXX	XXX	XXX	XXX	XXX						
47. Total																

NONE

(a) Includes Group Credit Life Insurance Loans less than or equal to 60 months at issue, prior year \$ _____, current year \$ _____. Loans greater than 60 months at issue BUT NOT GREATER THAN 120 MONTHS prior year \$ _____, current year \$ _____.

(b) Corporate Owned Life Insurance/BOLI: 1) Number of policies: _____ 2) covering number of lives: _____ 3) face amount \$ _____.

(c) Deposit-Type Contract Considerations NOT included in Total Premiums and Annuities Considerations: Individual: \$ _____ Group: \$ _____ Total: \$ _____.

(d) For health business on indicated lines report: Number of persons insured under PPO managed care products _____ and number of persons insured under indemnity only products _____.

(e) For health premiums written: amount of Medicare Title XVIII exempt from state taxes or fees \$ _____.

24.1.1A



ANNUAL STATEMENT FOR THE YEAR 2024 OF THE General Re Life Corporation
LIFE INSURANCE (STATE PAGE)^(b)

NAIC Group Code 0031

BUSINESS IN THE STATE OF Kansas

DURING THE YEAR 2024

NAIC Company Code 86258

Line of Business	1 Premiums and Annuities Considerations	2 Other Considerations	Dividends to Policyholders/Refunds to Members				7 Total (Col. 3+4+5+6)	Claims and Benefits Paid				
			3 Paid in Cash or Left on Deposit	4 Applied to Pay Renewal Premiums	5 Applied to Provide Paid-Up Additions or Shorten the Endowment or Premium-Paying Period	6 Other		8 Death and Annuity Benefits	9 Matured Endowments	10 Surrender Values and Withdrawals for Life Contracts	11 All Other Benefits	12 Total (Sum Columns 8 through 11)
Individual Life												
1. Industrial												
2. Whole												
3. Term												
4. Indexed												
5. Universal												
6. Universal with secondary guarantees												
7. Variable												
8. Variable universal												
9. Credit												
10. Other												
11. Total Individual Life												
Group Life												
12. Whole												
13. Term												
14. Universal												
15. Variable												
16. Variable universal												
17. Credit												
18. Other												
19. Total Group Life												
Individual Annuities												
20. Fixed												
21. Indexed												
22. Variable with guarantees												
23. Variable without guarantees												
24. Life contingent payout												
25. Other												
26. Total Individual Annuities												
Group Annuities												
27. Fixed												
28. Indexed												
29. Variable with guarantees												
30. Variable without guarantees												
31. Life contingent payout												
32. Other												
33. Total Group Annuities												
Accident and Health												
34. Comprehensive individual (d)								XXX	XXX	XXX		
35. Comprehensive group (d)								XXX	XXX	XXX		
36. Medicare Supplement (d)								XXX	XXX	XXX		
37. Vision only (d)								XXX	XXX	XXX		
38. Dental only (d)								XXX	XXX	XXX		
39. Federal Employees Health Benefits Plan (d)								XXX	XXX	XXX		
40. Title XVIII Medicare (d)								XXX	XXX	XXX		
41. Title XIX Medicaid (d)		(e)						XXX	XXX	XXX		
42. Credit A&H								XXX	XXX	XXX		
43. Disability income (d)								XXX	XXX	XXX		
44. Long-term care (d)								XXX	XXX	XXX		
45. Other health (d)								XXX	XXX	XXX		
46. Total Accident and Health								XXX	XXX	XXX		
47. Total		(c)										

NONE

24.KS

ANNUAL STATEMENT FOR THE YEAR 2024 OF THE General Re Life Corporation

LIFE INSURANCE (STATE PAGE) (Continued)^(b)

NAIC Group Code 0031

BUSINESS IN THE STATE OF Kansas

DURING THE YEAR 2024

NAIC Company Code 86258

Line of Business	13 Incurred During Current Year	Direct Death Benefits, Matured Endowments Incurred and Annuity Benefits								22 Unpaid December 31, Current Year	Policy Exhibit					
		Claims Settled During Current Year									23 Issued During Year		25 Other Changes to In Force (Net)		27 In Force December 31, Current Year (b)	
		Totals Paid		Reduction by Compromise		Amount Rejected		Total Settled During Current Year			24 Number of Pols/ Certs	24 Amount	26 Number of Pols/ Certs	26 Amount	28 Number of Pols/ Certs	28 Amount
		14 Number of Pols/ Certs	15 Amount	16 Number of Pols/ Certs	17 Amount	18 Number of Pols/ Certs	19 Amount	20 Number of Pols/ Certs	21 Amount							
Individual Life																
1. Industrial																
2. Whole																
3. Term																
4. Indexed																
5. Universal																
6. Universal with secondary guarantees																
7. Variable																
8. Variable universal																
9. Credit																
10. Other																
11. Total Individual Life																
Group Life																
12. Whole																
13. Term																
14. Universal																
15. Variable																
16. Variable universal																
17. Credit																
18. Other																
19. Total Group Life																
Individual Annuities																
20. Fixed																
21. Indexed																
22. Variable with guarantees																
23. Variable without guarantees																
24. Life contingent payout																
25. Other																
26. Total Individual Annuities																
Group Annuities																
27. Fixed																
28. Indexed																
29. Variable with guarantees																
30. Variable without guarantees																
31. Life contingent payout																
32. Other																
33. Total Group Annuities																
Accident and Health																
34. Comprehensive individual (d)	XXX	XXX	XXX	XXX	XXX	XXX	XXX	XXX	XXX	XXX						
35. Comprehensive group (d)	XXX	XXX	XXX	XXX	XXX	XXX	XXX	XXX	XXX	XXX						
36. Medicare Supplement (d)	XXX	XXX	XXX	XXX	XXX	XXX	XXX	XXX	XXX	XXX						
37. Vision only (d)	XXX	XXX	XXX	XXX	XXX	XXX	XXX	XXX	XXX	XXX						
38. Dental only (d)	XXX	XXX	XXX	XXX	XXX	XXX	XXX	XXX	XXX	XXX						
39. Federal Employees Health Benefits Plan (d)	XXX	XXX	XXX	XXX	XXX	XXX	XXX	XXX	XXX	XXX						
40. Title XVIII Medicare (d)	XXX	XXX	XXX	XXX	XXX	XXX	XXX	XXX	XXX	XXX						
41. Title XIX Medicaid (d)	XXX	XXX	XXX	XXX	XXX	XXX	XXX	XXX	XXX	XXX						
42. Credit A&H	XXX	XXX	XXX	XXX	XXX	XXX	XXX	XXX	XXX	XXX						
43. Disability income (d)	XXX	XXX	XXX	XXX	XXX	XXX	XXX	XXX	XXX	XXX						
44. Long-term care (d)	XXX	XXX	XXX	XXX	XXX	XXX	XXX	XXX	XXX	XXX						
45. Other health (d)	XXX	XXX	XXX	XXX	XXX	XXX	XXX	XXX	XXX	XXX						
46. Total Accident and Health	XXX	XXX	XXX	XXX	XXX	XXX	XXX	XXX	XXX	XXX						
47. Total																

NONE

(a) Includes Group Credit Life Insurance Loans less than or equal to 60 months at issue, prior year \$ _____, current year \$ _____. Loans greater than 60 months at issue BUT NOT GREATER THAN 120 MONTHS prior year \$ _____, current year \$ _____.

(b) Corporate Owned Life Insurance/BOLI: 1) Number of policies: _____ 2) covering number of lives: _____ 3) face amount \$ _____.

(c) Deposit-Type Contract Considerations NOT included in Total Premiums and Annuities Considerations: Individual: \$ _____ Group: \$ _____ Total: \$ _____.

(d) For health business on indicated lines report: Number of persons insured under PPO managed care products _____ and number of persons insured under indemnity only products _____.

(e) For health premiums written: amount of Medicare Title XVIII exempt from state taxes or fees \$ _____.



ANNUAL STATEMENT FOR THE YEAR 2024 OF THE General Re Life Corporation
LIFE INSURANCE (STATE PAGE)^(b)

NAIC Group Code 0031

BUSINESS IN THE STATE OF Kentucky

DURING THE YEAR 2024

NAIC Company Code 86258

Line of Business	1 Premiums and Annuities Considerations	2 Other Considerations	Dividends to Policyholders/Refunds to Members				7 Total (Col. 3+4+5+6)	Claims and Benefits Paid				
			3 Paid in Cash or Left on Deposit	4 Applied to Pay Renewal Premiums	5 Applied to Provide Paid-Up Additions or Shorten the Endowment or Premium-Paying Period	6 Other		8 Death and Annuity Benefits	9 Matured Endowments	10 Surrender Values and Withdrawals for Life Contracts	11 All Other Benefits	12 Total (Sum Columns 8 through 11)
Individual Life												
1. Industrial												
2. Whole												
3. Term												
4. Indexed												
5. Universal												
6. Universal with secondary guarantees												
7. Variable												
8. Variable universal												
9. Credit												
10. Other												
11. Total Individual Life												
Group Life												
12. Whole												
13. Term												
14. Universal												
15. Variable												
16. Variable universal												
17. Credit												
18. Other												
19. Total Group Life												
Individual Annuities												
20. Fixed												
21. Indexed												
22. Variable with guarantees												
23. Variable without guarantees												
24. Life contingent payout												
25. Other												
26. Total Individual Annuities												
Group Annuities												
27. Fixed												
28. Indexed												
29. Variable with guarantees												
30. Variable without guarantees												
31. Life contingent payout												
32. Other												
33. Total Group Annuities												
Accident and Health												
34. Comprehensive individual (d)								XXX	XXX	XXX		
35. Comprehensive group (d)								XXX	XXX	XXX		
36. Medicare Supplement (d)								XXX	XXX	XXX		
37. Vision only (d)								XXX	XXX	XXX		
38. Dental only (d)								XXX	XXX	XXX		
39. Federal Employees Health Benefits Plan (d)								XXX	XXX	XXX		
40. Title XVIII Medicare (d)		(e)						XXX	XXX	XXX		
41. Title XIX Medicaid (d)								XXX	XXX	XXX		
42. Credit A&H								XXX	XXX	XXX		
43. Disability income (d)								XXX	XXX	XXX		
44. Long-term care (d)								XXX	XXX	XXX		
45. Other health (d)								XXX	XXX	XXX		
46. Total Accident and Health								XXX	XXX	XXX		
47. Total		(c)										

NONE

24.KY

ANNUAL STATEMENT FOR THE YEAR 2024 OF THE General Re Life Corporation

LIFE INSURANCE (STATE PAGE) (Continued)^(b)

NAIC Group Code 0031

BUSINESS IN THE STATE OF

Kentucky

DURING THE YEAR 2024

NAIC Company Code 86258

Direct Death Benefits, Matured Endowments Incurred and Annuity Benefits

Policy Exhibit

Line of Business	13 Incurred During Current Year	Claims Settled During Current Year								22 Unpaid December 31, Current Year	Issued During Year		Other Changes to In Force (Net)		In Force December 31, Current Year (b)	
		Totals Paid		Reduction by Compromise		Amount Rejected		Total Settled During Current Year			23	24	25	26	27	28
		14 Number of Pols/ Certs	15 Amount	16 Number of Pols/ Certs	17 Amount	18 Number of Pols/ Certs	19 Amount	20 Number of Pols/ Certs	21 Amount		Number of Pols/ Certs	Amount	Number of Pols/ Certs	Amount	Number of Pols/ Certs	Amount
Individual Life																
1. Industrial																
2. Whole																
3. Term																
4. Indexed																
5. Universal																
6. Universal with secondary guarantees																
7. Variable																
8. Variable universal																
9. Credit																
10. Other																
11. Total Individual Life																
Group Life																
12. Whole																
13. Term																
14. Universal																
15. Variable																
16. Variable universal																
17. Credit																
18. Other																
19. Total Group Life																
Individual Annuities																
20. Fixed																
21. Indexed																
22. Variable with guarantees																
23. Variable without guarantees																
24. Life contingent payout																
25. Other																
26. Total Individual Annuities																
Group Annuities																
27. Fixed																
28. Indexed																
29. Variable with guarantees																
30. Variable without guarantees																
31. Life contingent payout																
32. Other																
33. Total Group Annuities																
Accident and Health																
34. Comprehensive individual (d)	XXX	XXX	XXX	XXX	XXX	XXX	XXX	XXX	XXX	XXX	XXX	XXX	XXX	XXX	XXX	XXX
35. Comprehensive group (d)	XXX	XXX	XXX	XXX	XXX	XXX	XXX	XXX	XXX	XXX	XXX	XXX	XXX	XXX	XXX	XXX
36. Medicare Supplement (d)	XXX	XXX	XXX	XXX	XXX	XXX	XXX	XXX	XXX	XXX	XXX	XXX	XXX	XXX	XXX	XXX
37. Vision only (d)	XXX	XXX	XXX	XXX	XXX	XXX	XXX	XXX	XXX	XXX	XXX	XXX	XXX	XXX	XXX	XXX
38. Dental only (d)	XXX	XXX	XXX	XXX	XXX	XXX	XXX	XXX	XXX	XXX	XXX	XXX	XXX	XXX	XXX	XXX
39. Federal Employees Health Benefits Plan (d)	XXX	XXX	XXX	XXX	XXX	XXX	XXX	XXX	XXX	XXX	XXX	XXX	XXX	XXX	XXX	XXX
40. Title XVIII Medicare (d)	XXX	XXX	XXX	XXX	XXX	XXX	XXX	XXX	XXX	XXX	XXX	XXX	XXX	XXX	XXX	XXX
41. Title XIX Medicaid (d)	XXX	XXX	XXX	XXX	XXX	XXX	XXX	XXX	XXX	XXX	XXX	XXX	XXX	XXX	XXX	XXX
42. Credit A&H	XXX	XXX	XXX	XXX	XXX	XXX	XXX	XXX	XXX	XXX	XXX	XXX	XXX	XXX	XXX	XXX
43. Disability income (d)	XXX	XXX	XXX	XXX	XXX	XXX	XXX	XXX	XXX	XXX	XXX	XXX	XXX	XXX	XXX	XXX
44. Long-term care (d)	XXX	XXX	XXX	XXX	XXX	XXX	XXX	XXX	XXX	XXX	XXX	XXX	XXX	XXX	XXX	XXX
45. Other health (d)	XXX	XXX	XXX	XXX	XXX	XXX	XXX	XXX	XXX	XXX	XXX	XXX	XXX	XXX	XXX	XXX
46. Total Accident and Health	XXX	XXX	XXX	XXX	XXX	XXX	XXX	XXX	XXX	XXX	XXX	XXX	XXX	XXX	XXX	XXX
47. Total																

NONE

(a) Includes Group Credit Life Insurance Loans less than or equal to 60 months at issue, prior year \$ _____, current year \$ _____. Loans greater than 60 months at issue BUT NOT GREATER THAN 120 MONTHS prior year \$ _____, current year \$ _____.

(b) Corporate Owned Life Insurance/BOLI: 1) Number of policies: _____ 2) covering number of lives: _____ 3) face amount \$ _____.

(c) Deposit-Type Contract Considerations NOT included in Total Premiums and Annuities Considerations: Individual: \$ _____ Group: \$ _____ Total: \$ _____.

(d) For health business on indicated lines report: Number of persons insured under PPO managed care products _____ and number of persons insured under indemnity only products _____.

(e) For health premiums written: amount of Medicare Title XVIII exempt from state taxes or fees \$ _____.

24.1.KY



ANNUAL STATEMENT FOR THE YEAR 2024 OF THE General Re Life Corporation
LIFE INSURANCE (STATE PAGE)^(b)

NAIC Group Code 0031

BUSINESS IN THE STATE OF Louisiana

DURING THE YEAR 2024

NAIC Company Code 86258

Line of Business	1 Premiums and Annuities Considerations	2 Other Considerations	Dividends to Policyholders/Refunds to Members				7 Total (Col. 3+4+5+6)	Claims and Benefits Paid				
			3 Paid in Cash or Left on Deposit	4 Applied to Pay Renewal Premiums	5 Applied to Provide Paid-Up Additions or Shorten the Endowment or Premium-Paying Period	6 Other		8 Death and Annuity Benefits	9 Matured Endowments	10 Surrender Values and Withdrawals for Life Contracts	11 All Other Benefits	12 Total (Sum Columns 8 through 11)
Individual Life												
1. Industrial												
2. Whole												
3. Term												
4. Indexed												
5. Universal												
6. Universal with secondary guarantees												
7. Variable												
8. Variable universal												
9. Credit												
10. Other												
11. Total Individual Life												
Group Life												
12. Whole												
13. Term												
14. Universal												
15. Variable												
16. Variable universal												
17. Credit												
18. Other												
19. Total Group Life												
Individual Annuities												
20. Fixed												
21. Indexed												
22. Variable with guarantees												
23. Variable without guarantees												
24. Life contingent payout												
25. Other												
26. Total Individual Annuities												
Group Annuities												
27. Fixed												
28. Indexed												
29. Variable with guarantees												
30. Variable without guarantees												
31. Life contingent payout												
32. Other												
33. Total Group Annuities												
Accident and Health												
34. Comprehensive individual (d)								XXX	XXX	XXX		
35. Comprehensive group (d)								XXX	XXX	XXX		
36. Medicare Supplement (d)								XXX	XXX	XXX		
37. Vision only (d)								XXX	XXX	XXX		
38. Dental only (d)								XXX	XXX	XXX		
39. Federal Employees Health Benefits Plan (d)								XXX	XXX	XXX		
40. Title XVIII Medicare (d)		(e)						XXX	XXX	XXX		
41. Title XIX Medicaid (d)								XXX	XXX	XXX		
42. Credit A&H								XXX	XXX	XXX		
43. Disability income (d)								XXX	XXX	XXX		
44. Long-term care (d)								XXX	XXX	XXX		
45. Other health (d)								XXX	XXX	XXX		
46. Total Accident and Health								XXX	XXX	XXX		
47. Total		(c)										

NONE

24.LA

ANNUAL STATEMENT FOR THE YEAR 2024 OF THE General Re Life Corporation

LIFE INSURANCE (STATE PAGE) (Continued)^(b)

NAIC Group Code 0031

BUSINESS IN THE STATE OF

Louisiana

DURING THE YEAR 2024

NAIC Company Code 86258

Line of Business	13 Incurred During Current Year	Direct Death Benefits, Matured Endowments Incurred and Annuity Benefits								22 Unpaid December 31, Current Year	Policy Exhibit					
		Claims Settled During Current Year									23 Issued During Year		25 Other Changes to In Force (Net)		27 In Force December 31, Current Year (b)	
		Totals Paid		Reduction by Compromise		Amount Rejected		Total Settled During Current Year			24 Number of Pols/ Certs	24 Amount	26 Number of Pols/ Certs	26 Amount	28 Number of Pols/ Certs	28 Amount
		14 Number of Pols/ Certs	15 Amount	16 Number of Pols/ Certs	17 Amount	18 Number of Pols/ Certs	19 Amount	20 Number of Pols/ Certs	21 Amount							
Individual Life																
1. Industrial																
2. Whole																
3. Term																
4. Indexed																
5. Universal																
6. Universal with secondary guarantees																
7. Variable																
8. Variable universal																
9. Credit																
10. Other																
11. Total Individual Life																
Group Life																
12. Whole																
13. Term																
14. Universal																
15. Variable																
16. Variable universal																
17. Credit																
18. Other																
19. Total Group Life																
Individual Annuities																
20. Fixed																
21. Indexed																
22. Variable with guarantees																
23. Variable without guarantees																
24. Life contingent payout																
25. Other																
26. Total Individual Annuities																
Group Annuities																
27. Fixed																
28. Indexed																
29. Variable with guarantees																
30. Variable without guarantees																
31. Life contingent payout																
32. Other																
33. Total Group Annuities																
Accident and Health																
34. Comprehensive individual (d)	XXX	XXX	XXX	XXX	XXX	XXX	XXX	XXX	XXX	XXX						
35. Comprehensive group (d)	XXX	XXX	XXX	XXX	XXX	XXX	XXX	XXX	XXX	XXX						
36. Medicare Supplement (d)	XXX	XXX	XXX	XXX	XXX	XXX	XXX	XXX	XXX	XXX						
37. Vision only (d)	XXX	XXX	XXX	XXX	XXX	XXX	XXX	XXX	XXX	XXX						
38. Dental only (d)	XXX	XXX	XXX	XXX	XXX	XXX	XXX	XXX	XXX	XXX						
39. Federal Employees Health Benefits Plan (d)	XXX	XXX	XXX	XXX	XXX	XXX	XXX	XXX	XXX	XXX						
40. Title XVIII Medicare (d)	XXX	XXX	XXX	XXX	XXX	XXX	XXX	XXX	XXX	XXX						
41. Title XIX Medicaid (d)	XXX	XXX	XXX	XXX	XXX	XXX	XXX	XXX	XXX	XXX						
42. Credit A&H	XXX	XXX	XXX	XXX	XXX	XXX	XXX	XXX	XXX	XXX						
43. Disability income (d)	XXX	XXX	XXX	XXX	XXX	XXX	XXX	XXX	XXX	XXX						
44. Long-term care (d)	XXX	XXX	XXX	XXX	XXX	XXX	XXX	XXX	XXX	XXX						
45. Other health (d)	XXX	XXX	XXX	XXX	XXX	XXX	XXX	XXX	XXX	XXX						
46. Total Accident and Health	XXX	XXX	XXX	XXX	XXX	XXX	XXX	XXX	XXX	XXX						
47. Total																

NONE

(a) Includes Group Credit Life Insurance Loans less than or equal to 60 months at issue, prior year \$ _____, current year \$ _____. Loans greater than 60 months at issue BUT NOT GREATER THAN 120 MONTHS prior year \$ _____, current year \$ _____.

(b) Corporate Owned Life Insurance/BOLI: 1) Number of policies: _____ 2) covering number of lives: _____ 3) face amount \$ _____.

(c) Deposit-Type Contract Considerations NOT included in Total Premiums and Annuities Considerations: Individual: \$ _____ Group: \$ _____ Total: \$ _____.

(d) For health business on indicated lines report: Number of persons insured under PPO managed care products _____ and number of persons insured under indemnity only products _____.

(e) For health premiums written: amount of Medicare Title XVIII exempt from state taxes or fees \$ _____.



ANNUAL STATEMENT FOR THE YEAR 2024 OF THE General Re Life Corporation
LIFE INSURANCE (STATE PAGE)^(b)

NAIC Group Code 0031

BUSINESS IN THE STATE OF Maine

DURING THE YEAR 2024

NAIC Company Code 86258

Line of Business	1 Premiums and Annuities Considerations	2 Other Considerations	Dividends to Policyholders/Refunds to Members				7 Total (Col. 3+4+5+6)	Claims and Benefits Paid				
			3 Paid in Cash or Left on Deposit	4 Applied to Pay Renewal Premiums	5 Applied to Provide Paid-Up Additions or Shorten the Endowment or Premium-Paying Period	6 Other		8 Death and Annuity Benefits	9 Matured Endowments	10 Surrender Values and Withdrawals for Life Contracts	11 All Other Benefits	12 Total (Sum Columns 8 through 11)
Individual Life												
1. Industrial												
2. Whole												
3. Term												
4. Indexed												
5. Universal												
6. Universal with secondary guarantees												
7. Variable												
8. Variable universal												
9. Credit												
10. Other												
11. Total Individual Life												
Group Life												
12. Whole												
13. Term												
14. Universal												
15. Variable												
16. Variable universal												
17. Credit												
18. Other												
19. Total Group Life												
Individual Annuities												
20. Fixed												
21. Indexed												
22. Variable with guarantees												
23. Variable without guarantees												
24. Life contingent payout												
25. Other												
26. Total Individual Annuities												
Group Annuities												
27. Fixed												
28. Indexed												
29. Variable with guarantees												
30. Variable without guarantees												
31. Life contingent payout												
32. Other												
33. Total Group Annuities												
Accident and Health												
34. Comprehensive individual (d)								XXX	XXX	XXX		
35. Comprehensive group (d)								XXX	XXX	XXX		
36. Medicare Supplement (d)								XXX	XXX	XXX		
37. Vision only (d)								XXX	XXX	XXX		
38. Dental only (d)								XXX	XXX	XXX		
39. Federal Employees Health Benefits Plan (d)								XXX	XXX	XXX		
40. Title XVIII Medicare (d)								XXX	XXX	XXX		
41. Title XIX Medicaid (d)		(e)						XXX	XXX	XXX		
42. Credit A&H (d)								XXX	XXX	XXX		
43. Disability income (d)								XXX	XXX	XXX		
44. Long-term care (d)								XXX	XXX	XXX		
45. Other health (d)								XXX	XXX	XXX		
46. Total Accident and Health								XXX	XXX	XXX		
47. Total		(c)										

NONE

24 ME

ANNUAL STATEMENT FOR THE YEAR 2024 OF THE General Re Life Corporation

LIFE INSURANCE (STATE PAGE) (Continued)^(b)

NAIC Group Code 0031

BUSINESS IN THE STATE OF

Maine

DURING THE YEAR 2024

NAIC Company Code 86258

Direct Death Benefits, Matured Endowments Incurred and Annuity Benefits

Line of Business	13 Incurred During Current Year	Claims Settled During Current Year								22 Unpaid December 31, Current Year	23 Issued During Year		25 Other Changes to In Force (Net)		27 In Force December 31, Current Year (b)	
		Totals Paid		Reduction by Compromise		Amount Rejected		Total Settled During Current Year			23 Number of Pols/ Certs	24 Amount	25 Number of Pols/ Certs	26 Amount	27 Number of Pols/ Certs	28 Amount
		14 Number of Pols/ Certs	15 Amount	16 Number of Pols/ Certs	17 Amount	18 Number of Pols/ Certs	19 Amount	20 Number of Pols/ Certs	21 Amount							
Individual Life																
1. Industrial																
2. Whole																
3. Term																
4. Indexed																
5. Universal																
6. Universal with secondary guarantees																
7. Variable																
8. Variable universal																
9. Credit																
10. Other																
11. Total Individual Life																
Group Life																
12. Whole																
13. Term																
14. Universal																
15. Variable																
16. Variable universal																
17. Credit																
18. Other																
19. Total Group Life																
Individual Annuities																
20. Fixed																
21. Indexed																
22. Variable with guarantees																
23. Variable without guarantees																
24. Life contingent payout																
25. Other																
26. Total Individual Annuities																
Group Annuities																
27. Fixed																
28. Indexed																
29. Variable with guarantees																
30. Variable without guarantees																
31. Life contingent payout																
32. Other																
33. Total Group Annuities																
Accident and Health																
34. Comprehensive individual (d)	XXX	XXX	XXX	XXX	XXX	XXX	XXX	XXX	XXX	XXX		XXX				
35. Comprehensive group (d)	XXX	XXX	XXX	XXX	XXX	XXX	XXX	XXX	XXX	XXX		XXX				
36. Medicare Supplement (d)	XXX	XXX	XXX	XXX	XXX	XXX	XXX	XXX	XXX	XXX		XXX				
37. Vision only (d)	XXX	XXX	XXX	XXX	XXX	XXX	XXX	XXX	XXX	XXX		XXX				
38. Dental only (d)	XXX	XXX	XXX	XXX	XXX	XXX	XXX	XXX	XXX	XXX		XXX				
39. Federal Employees Health Benefits Plan (d)	XXX	XXX	XXX	XXX	XXX	XXX	XXX	XXX	XXX	XXX		XXX				
40. Title XVIII Medicare (d)	XXX	XXX	XXX	XXX	XXX	XXX	XXX	XXX	XXX	XXX		XXX				
41. Title XIX Medicaid (d)	XXX	XXX	XXX	XXX	XXX	XXX	XXX	XXX	XXX	XXX		XXX				
42. Credit A&H	XXX	XXX	XXX	XXX	XXX	XXX	XXX	XXX	XXX	XXX		XXX				
43. Disability income (d)	XXX	XXX	XXX	XXX	XXX	XXX	XXX	XXX	XXX	XXX		XXX				
44. Long-term care (d)	XXX	XXX	XXX	XXX	XXX	XXX	XXX	XXX	XXX	XXX		XXX				
45. Other health (d)	XXX	XXX	XXX	XXX	XXX	XXX	XXX	XXX	XXX	XXX		XXX				
46. Total Accident and Health	XXX	XXX	XXX	XXX	XXX	XXX	XXX	XXX	XXX	XXX		XXX				
47. Total																

NONE

(a) Includes Group Credit Life Insurance Loans less than or equal to 60 months at issue, prior year \$ _____, current year \$ _____. Loans greater than 60 months at issue BUT NOT GREATER THAN 120 MONTHS prior year \$ _____, current year \$ _____.

(b) Corporate Owned Life Insurance/BOLI: 1) Number of policies: _____ 2) covering number of lives: _____ 3) face amount \$ _____.

(c) Deposit-Type Contract Considerations NOT included in Total Premiums and Annuities Considerations: Individual: \$ _____ Group: \$ _____ Total: \$ _____.

(d) For health business on indicated lines report: Number of persons insured under PPO managed care products _____ and number of persons insured under indemnity only products _____.

(e) For health premiums written: amount of Medicare Title XVIII exempt from state taxes or fees \$ _____.

24.1.ME



ANNUAL STATEMENT FOR THE YEAR 2024 OF THE General Re Life Corporation
LIFE INSURANCE (STATE PAGE)^(b)

NAIC Group Code 0031

BUSINESS IN THE STATE OF Maryland

DURING THE YEAR 2024

NAIC Company Code 86258

Line of Business	1 Premiums and Annuities Considerations	2 Other Considerations	Dividends to Policyholders/Refunds to Members				7 Total (Col. 3+4+5+6)	Claims and Benefits Paid				
			3 Paid in Cash or Left on Deposit	4 Applied to Pay Renewal Premiums	5 Applied to Provide Paid-Up Additions or Shorten the Endowment or Premium-Paying Period	6 Other		8 Death and Annuity Benefits	9 Matured Endowments	10 Surrender Values and Withdrawals for Life Contracts	11 All Other Benefits	12 Total (Sum Columns 8 through 11)
Individual Life												
1. Industrial												
2. Whole												
3. Term												
4. Indexed												
5. Universal												
6. Universal with secondary guarantees												
7. Variable												
8. Variable universal												
9. Credit												
10. Other												
11. Total Individual Life												
Group Life												
12. Whole												
13. Term												
14. Universal												
15. Variable												
16. Variable universal												
17. Credit												
18. Other												
19. Total Group Life												
Individual Annuities												
20. Fixed												
21. Indexed												
22. Variable with guarantees												
23. Variable without guarantees												
24. Life contingent payout												
25. Other												
26. Total Individual Annuities												
Group Annuities												
27. Fixed												
28. Indexed												
29. Variable with guarantees												
30. Variable without guarantees												
31. Life contingent payout												
32. Other												
33. Total Group Annuities												
Accident and Health												
34. Comprehensive individual (d)								XXX	XXX	XXX		
35. Comprehensive group (d)								XXX	XXX	XXX		
36. Medicare Supplement (d)								XXX	XXX	XXX		
37. Vision only (d)								XXX	XXX	XXX		
38. Dental only (d)								XXX	XXX	XXX		
39. Federal Employees Health Benefits Plan (d)								XXX	XXX	XXX		
40. Title XVIII Medicare (d)		(e)						XXX	XXX	XXX		
41. Title XIX Medicaid (d)								XXX	XXX	XXX		
42. Credit A&H								XXX	XXX	XXX		
43. Disability income (d)								XXX	XXX	XXX		
44. Long-term care (d)								XXX	XXX	XXX		
45. Other health (d)								XXX	XXX	XXX		
46. Total Accident and Health								XXX	XXX	XXX		
47. Total		(c)										

NONE

24-MD

ANNUAL STATEMENT FOR THE YEAR 2024 OF THE General Re Life Corporation

LIFE INSURANCE (STATE PAGE) (Continued)^(b)

NAIC Group Code 0031

BUSINESS IN THE STATE OF Maryland

DURING THE YEAR 2024

NAIC Company Code 86258

Line of Business	13 Incurred During Current Year	19 Claims Settled During Current Year								22 Unpaid December 31, Current Year	23 Issued During Year		25 Other Changes to In Force (Net)		27 In Force December 31, Current Year (b)	
		14 Totals Paid		16 Reduction by Compromise		18 Amount Rejected		20 Total Settled During Current Year			24 Number of Pols/ Certs	26 Number of Pols/ Certs	28 Number of Pols/ Certs	29 Amount		
		14 Number of Pols/ Certs	15 Amount	16 Number of Pols/ Certs	17 Amount	18 Number of Pols/ Certs	19 Amount	20 Number of Pols/ Certs	21 Amount		23 Number of Pols/ Certs	24 Amount	25 Number of Pols/ Certs	26 Amount	27 Number of Pols/ Certs	28 Amount
Individual Life																
1. Industrial																
2. Whole																
3. Term																
4. Indexed																
5. Universal																
6. Universal with secondary guarantees																
7. Variable																
8. Variable universal																
9. Credit																
10. Other																
11. Total Individual Life																
Group Life																
12. Whole																
13. Term																
14. Universal																
15. Variable																
16. Variable universal																
17. Credit																
18. Other																
19. Total Group Life																
Individual Annuities																
20. Fixed																
21. Indexed																
22. Variable with guarantees																
23. Variable without guarantees																
24. Life contingent payout																
25. Other																
26. Total Individual Annuities																
Group Annuities																
27. Fixed																
28. Indexed																
29. Variable with guarantees																
30. Variable without guarantees																
31. Life contingent payout																
32. Other																
33. Total Group Annuities																
Accident and Health																
34. Comprehensive individual (d)	XXX	XXX	XXX	XXX	XXX	XXX	XXX	XXX	XXX	XXX						
35. Comprehensive group (d)	XXX	XXX	XXX	XXX	XXX	XXX	XXX	XXX	XXX	XXX						
36. Medicare Supplement (d)	XXX	XXX	XXX	XXX	XXX	XXX	XXX	XXX	XXX	XXX						
37. Vision only (d)	XXX	XXX	XXX	XXX	XXX	XXX	XXX	XXX	XXX	XXX						
38. Dental only (d)	XXX	XXX	XXX	XXX	XXX	XXX	XXX	XXX	XXX	XXX						
39. Federal Employees Health Benefits Plan (d)	XXX	XXX	XXX	XXX	XXX	XXX	XXX	XXX	XXX	XXX						
40. Title XVIII Medicare (d)	XXX	XXX	XXX	XXX	XXX	XXX	XXX	XXX	XXX	XXX						
41. Title XIX Medicaid (d)	XXX	XXX	XXX	XXX	XXX	XXX	XXX	XXX	XXX	XXX						
42. Credit A&H	XXX	XXX	XXX	XXX	XXX	XXX	XXX	XXX	XXX	XXX						
43. Disability income (d)	XXX	XXX	XXX	XXX	XXX	XXX	XXX	XXX	XXX	XXX						
44. Long-term care (d)	XXX	XXX	XXX	XXX	XXX	XXX	XXX	XXX	XXX	XXX						
45. Other health (d)	XXX	XXX	XXX	XXX	XXX	XXX	XXX	XXX	XXX	XXX						
46. Total Accident and Health	XXX	XXX	XXX	XXX	XXX	XXX	XXX	XXX	XXX	XXX						
47. Total																

NONE

(a) Includes Group Credit Life Insurance Loans less than or equal to 60 months at issue, prior year \$ _____, current year \$ _____. Loans greater than 60 months at issue BUT NOT GREATER THAN 120 MONTHS prior year \$ _____, current year \$ _____.

(b) Corporate Owned Life Insurance/BOLI: 1) Number of policies: _____ 2) covering number of lives: _____ 3) face amount \$ _____.

(c) Deposit-Type Contract Considerations NOT included in Total Premiums and Annuities Considerations: Individual: \$ _____ Group: \$ _____ Total: \$ _____.

(d) For health business on indicated lines report: Number of persons insured under PPO managed care products _____ and number of persons insured under indemnity only products _____.

(e) For health premiums written: amount of Medicare Title XVIII exempt from state taxes or fees \$ _____.

24.1.MD



ANNUAL STATEMENT FOR THE YEAR 2024 OF THE General Re Life Corporation
LIFE INSURANCE (STATE PAGE)^(b)

NAIC Group Code 0031

BUSINESS IN THE STATE OF Massachusetts

DURING THE YEAR 2024

NAIC Company Code 86258

Line of Business	1 Premiums and Annuities Considerations	2 Other Considerations	Dividends to Policyholders/Refunds to Members				7 Total (Col. 3+4+5+6)	Claims and Benefits Paid				
			3 Paid in Cash or Left on Deposit	4 Applied to Pay Renewal Premiums	5 Applied to Provide Paid-Up Additions or Shorten the Endowment or Premium-Paying Period	6 Other		8 Death and Annuity Benefits	9 Matured Endowments	10 Surrender Values and Withdrawals for Life Contracts	11 All Other Benefits	12 Total (Sum Columns 8 through 11)
Individual Life												
1. Industrial												
2. Whole												
3. Term												
4. Indexed												
5. Universal												
6. Universal with secondary guarantees												
7. Variable												
8. Variable universal												
9. Credit												
10. Other												
11. Total Individual Life												
Group Life												
12. Whole												
13. Term												
14. Universal												
15. Variable												
16. Variable universal												
17. Credit												
18. Other												
19. Total Group Life												
Individual Annuities												
20. Fixed												
21. Indexed												
22. Variable with guarantees												
23. Variable without guarantees												
24. Life contingent payout												
25. Other												
26. Total Individual Annuities												
Group Annuities												
27. Fixed												
28. Indexed												
29. Variable with guarantees												
30. Variable without guarantees												
31. Life contingent payout												
32. Other												
33. Total Group Annuities												
Accident and Health												
34. Comprehensive individual (d)								XXX	XXX	XXX		
35. Comprehensive group (d)								XXX	XXX	XXX		
36. Medicare Supplement (d)								XXX	XXX	XXX		
37. Vision only (d)								XXX	XXX	XXX		
38. Dental only (d)								XXX	XXX	XXX		
39. Federal Employees Health Benefits Plan (d)								XXX	XXX	XXX		
40. Title XVIII Medicare (d)		(e)						XXX	XXX	XXX		
41. Title XIX Medicaid (d)								XXX	XXX	XXX		
42. Credit A&H								XXX	XXX	XXX		
43. Disability income (d)								XXX	XXX	XXX		
44. Long-term care (d)								XXX	XXX	XXX		
45. Other health (d)								XXX	XXX	XXX		
46. Total Accident and Health								XXX	XXX	XXX		
47. Total		(c)										

NONE

24-MA

ANNUAL STATEMENT FOR THE YEAR 2024 OF THE General Re Life Corporation

LIFE INSURANCE (STATE PAGE) (Continued)^(b)

NAIC Group Code 0031

BUSINESS IN THE STATE OF

Massachusetts

DURING THE YEAR 2024

NAIC Company Code 86258

Direct Death Benefits, Matured Endowments Incurred and Annuity Benefits

Policy Exhibit

Line of Business	13 Incurred During Current Year	Claims Settled During Current Year								22 Unpaid December 31, Current Year	Issued During Year		Other Changes to In Force (Net)		In Force December 31, Current Year (b)	
		Totals Paid		Reduction by Compromise		Amount Rejected		Total Settled During Current Year			23	24	25	26	27	28
		14 Number of Pols/ Certs	15 Amount	16 Number of Pols/ Certs	17 Amount	18 Number of Pols/ Certs	19 Amount	20 Number of Pols/ Certs	21 Amount		Number of Pols/ Certs	Amount	Number of Pols/ Certs	Amount	Number of Pols/ Certs	Amount
Individual Life																
1. Industrial																
2. Whole																
3. Term																
4. Indexed																
5. Universal																
6. Universal with secondary guarantees																
7. Variable																
8. Variable universal																
9. Credit																
10. Other																
11. Total Individual Life																
Group Life																
12. Whole																
13. Term																
14. Universal																
15. Variable																
16. Variable universal																
17. Credit																
18. Other																
19. Total Group Life																
Individual Annuities																
20. Fixed																
21. Indexed																
22. Variable with guarantees																
23. Variable without guarantees																
24. Life contingent payout																
25. Other																
26. Total Individual Annuities																
Group Annuities																
27. Fixed																
28. Indexed																
29. Variable with guarantees																
30. Variable without guarantees																
31. Life contingent payout																
32. Other																
33. Total Group Annuities																
Accident and Health																
34. Comprehensive individual (d)	XXX	XXX	XXX	XXX	XXX	XXX	XXX	XXX	XXX	XXX	XXX	XXX	XXX	XXX	XXX	XXX
35. Comprehensive group (d)	XXX	XXX	XXX	XXX	XXX	XXX	XXX	XXX	XXX	XXX	XXX	XXX	XXX	XXX	XXX	XXX
36. Medicare Supplement (d)	XXX	XXX	XXX	XXX	XXX	XXX	XXX	XXX	XXX	XXX	XXX	XXX	XXX	XXX	XXX	XXX
37. Vision only (d)	XXX	XXX	XXX	XXX	XXX	XXX	XXX	XXX	XXX	XXX	XXX	XXX	XXX	XXX	XXX	XXX
38. Dental only (d)	XXX	XXX	XXX	XXX	XXX	XXX	XXX	XXX	XXX	XXX	XXX	XXX	XXX	XXX	XXX	XXX
39. Federal Employees Health Benefits Plan (d)	XXX	XXX	XXX	XXX	XXX	XXX	XXX	XXX	XXX	XXX	XXX	XXX	XXX	XXX	XXX	XXX
40. Title XVIII Medicare (d)	XXX	XXX	XXX	XXX	XXX	XXX	XXX	XXX	XXX	XXX	XXX	XXX	XXX	XXX	XXX	XXX
41. Title XIX Medicaid (d)	XXX	XXX	XXX	XXX	XXX	XXX	XXX	XXX	XXX	XXX	XXX	XXX	XXX	XXX	XXX	XXX
42. Credit A&H	XXX	XXX	XXX	XXX	XXX	XXX	XXX	XXX	XXX	XXX	XXX	XXX	XXX	XXX	XXX	XXX
43. Disability income (d)	XXX	XXX	XXX	XXX	XXX	XXX	XXX	XXX	XXX	XXX	XXX	XXX	XXX	XXX	XXX	XXX
44. Long-term care (d)	XXX	XXX	XXX	XXX	XXX	XXX	XXX	XXX	XXX	XXX	XXX	XXX	XXX	XXX	XXX	XXX
45. Other health (d)	XXX	XXX	XXX	XXX	XXX	XXX	XXX	XXX	XXX	XXX	XXX	XXX	XXX	XXX	XXX	XXX
46. Total Accident and Health	XXX	XXX	XXX	XXX	XXX	XXX	XXX	XXX	XXX	XXX	XXX	XXX	XXX	XXX	XXX	XXX
47. Total																

NONE

(a) Includes Group Credit Life Insurance Loans less than or equal to 60 months at issue, prior year \$ _____, current year \$ _____. Loans greater than 60 months at issue BUT NOT GREATER THAN 120 MONTHS prior year \$ _____, current year \$ _____.

(b) Corporate Owned Life Insurance/BOLI: 1) Number of policies: _____ 2) covering number of lives: _____ 3) face amount \$ _____.

(c) Deposit-Type Contract Considerations NOT included in Total Premiums and Annuities Considerations: Individual: \$ _____ Group: \$ _____ Total: \$ _____.

(d) For health business on indicated lines report: Number of persons insured under PPO managed care products _____ and number of persons insured under indemnity only products _____.

(e) For health premiums written: amount of Medicare Title XVIII exempt from state taxes or fees \$ _____.

24.1.MA



ANNUAL STATEMENT FOR THE YEAR 2024 OF THE General Re Life Corporation
LIFE INSURANCE (STATE PAGE)^(b)

NAIC Group Code 0031

BUSINESS IN THE STATE OF Michigan

DURING THE YEAR 2024

NAIC Company Code 86258

Line of Business	1 Premiums and Annuities Considerations	2 Other Considerations	Dividends to Policyholders/Refunds to Members				7 Total (Col. 3+4+5+6)	Claims and Benefits Paid				
			3 Paid in Cash or Left on Deposit	4 Applied to Pay Renewal Premiums	5 Applied to Provide Paid-Up Additions or Shorten the Endowment or Premium-Paying Period	6 Other		8 Death and Annuity Benefits	9 Matured Endowments	10 Surrender Values and Withdrawals for Life Contracts	11 All Other Benefits	12 Total (Sum Columns 8 through 11)
Individual Life												
1. Industrial												
2. Whole												
3. Term												
4. Indexed												
5. Universal												
6. Universal with secondary guarantees												
7. Variable												
8. Variable universal												
9. Credit												
10. Other												
11. Total Individual Life												
Group Life												
12. Whole												
13. Term												
14. Universal												
15. Variable												
16. Variable universal												
17. Credit												
18. Other												
19. Total Group Life												
Individual Annuities												
20. Fixed												
21. Indexed												
22. Variable with guarantees												
23. Variable without guarantees												
24. Life contingent payout												
25. Other												
26. Total Individual Annuities												
Group Annuities												
27. Fixed												
28. Indexed												
29. Variable with guarantees												
30. Variable without guarantees												
31. Life contingent payout												
32. Other												
33. Total Group Annuities												
Accident and Health												
34. Comprehensive individual (d)								XXX	XXX	XXX		
35. Comprehensive group (d)								XXX	XXX	XXX		
36. Medicare Supplement (d)								XXX	XXX	XXX		
37. Vision only (d)								XXX	XXX	XXX		
38. Dental only (d)								XXX	XXX	XXX		
39. Federal Employees Health Benefits Plan (d)								XXX	XXX	XXX		
40. Title XVIII Medicare (d)		(e)						XXX	XXX	XXX		
41. Title XIX Medicaid (d)								XXX	XXX	XXX		
42. Credit A&H								XXX	XXX	XXX		
43. Disability income (d)								XXX	XXX	XXX		
44. Long-term care (d)								XXX	XXX	XXX		
45. Other health (d)								XXX	XXX	XXX		
46. Total Accident and Health								XXX	XXX	XXX		
47. Total		(c)										

NONE

24.MI

ANNUAL STATEMENT FOR THE YEAR 2024 OF THE General Re Life Corporation

LIFE INSURANCE (STATE PAGE) (Continued)^(b)

NAIC Group Code 0031

BUSINESS IN THE STATE OF Michigan

DURING THE YEAR 2024

NAIC Company Code 86258

Line of Business	13 Incurred During Current Year	13 Direct Death Benefits, Matured Endowments Incurred and Annuity Benefits								22 Unpaid December 31, Current Year	22 Policy Exhibit					
		Claims Settled During Current Year									Issued During Year		Other Changes to In Force (Net)		In Force December 31, Current Year (b)	
		Totals Paid		Reduction by Compromise		Amount Rejected		Total Settled During Current Year			23	24	25	26	27	28
		14 Number of Pols/ Certs	15 Amount	16 Number of Pols/ Certs	17 Amount	18 Number of Pols/ Certs	19 Amount	20 Number of Pols/ Certs	21 Amount		Number of Pols/ Certs	Amount	Number of Pols/ Certs	Amount	Number of Pols/ Certs	Amount
Individual Life																
1. Industrial																
2. Whole																
3. Term																
4. Indexed																
5. Universal																
6. Universal with secondary guarantees																
7. Variable																
8. Variable universal																
9. Credit																
10. Other																
11. Total Individual Life																
Group Life																
12. Whole																
13. Term																
14. Universal																
15. Variable																
16. Variable universal																
17. Credit																
18. Other																
19. Total Group Life																
Individual Annuities																
20. Fixed																
21. Indexed																
22. Variable with guarantees																
23. Variable without guarantees																
24. Life contingent payout																
25. Other																
26. Total Individual Annuities																
Group Annuities																
27. Fixed																
28. Indexed																
29. Variable with guarantees																
30. Variable without guarantees																
31. Life contingent payout																
32. Other																
33. Total Group Annuities																
Accident and Health																
34. Comprehensive individual (d)	XXX	XXX	XXX	XXX	XXX	XXX	XXX	XXX	XXX	XXX						
35. Comprehensive group (d)	XXX	XXX	XXX	XXX	XXX	XXX	XXX	XXX	XXX	XXX						
36. Medicare Supplement (d)	XXX	XXX	XXX	XXX	XXX	XXX	XXX	XXX	XXX	XXX						
37. Vision only (d)	XXX	XXX	XXX	XXX	XXX	XXX	XXX	XXX	XXX	XXX						
38. Dental only (d)	XXX	XXX	XXX	XXX	XXX	XXX	XXX	XXX	XXX	XXX						
39. Federal Employees Health Benefits Plan (d)	XXX	XXX	XXX	XXX	XXX	XXX	XXX	XXX	XXX	XXX						
40. Title XVIII Medicare (d)	XXX	XXX	XXX	XXX	XXX	XXX	XXX	XXX	XXX	XXX						
41. Title XIX Medicaid (d)	XXX	XXX	XXX	XXX	XXX	XXX	XXX	XXX	XXX	XXX						
42. Credit A&H	XXX	XXX	XXX	XXX	XXX	XXX	XXX	XXX	XXX	XXX						
43. Disability income (d)	XXX	XXX	XXX	XXX	XXX	XXX	XXX	XXX	XXX	XXX						
44. Long-term care (d)	XXX	XXX	XXX	XXX	XXX	XXX	XXX	XXX	XXX	XXX						
45. Other health (d)	XXX	XXX	XXX	XXX	XXX	XXX	XXX	XXX	XXX	XXX						
46. Total Accident and Health	XXX	XXX	XXX	XXX	XXX	XXX	XXX	XXX	XXX	XXX						
47. Total																

NONE

(a) Includes Group Credit Life Insurance Loans less than or equal to 60 months at issue, prior year \$ _____, current year \$ _____. Loans greater than 60 months at issue BUT NOT GREATER THAN 120 MONTHS prior year \$ _____, current year \$ _____.

(b) Corporate Owned Life Insurance/BOLI: 1) Number of policies: _____ 2) covering number of lives: _____ 3) face amount \$ _____.

(c) Deposit-Type Contract Considerations NOT included in Total Premiums and Annuities Considerations: Individual: \$ _____ Group: \$ _____ Total: \$ _____.

(d) For health business on indicated lines report: Number of persons insured under PPO managed care products _____ and number of persons insured under indemnity only products _____.

(e) For health premiums written: amount of Medicare Title XVIII exempt from state taxes or fees \$ _____.



ANNUAL STATEMENT FOR THE YEAR 2024 OF THE General Re Life Corporation
LIFE INSURANCE (STATE PAGE)^(b)

NAIC Group Code 0031

BUSINESS IN THE STATE OF Minnesota

DURING THE YEAR 2024

NAIC Company Code 86258

Line of Business	1 Premiums and Annuities Considerations	2 Other Considerations	Dividends to Policyholders/Refunds to Members				7 Total (Col. 3+4+5+6)	Claims and Benefits Paid				
			3 Paid in Cash or Left on Deposit	4 Applied to Pay Renewal Premiums	5 Applied to Provide Paid-Up Additions or Shorten the Endowment or Premium-Paying Period	6 Other		8 Death and Annuity Benefits	9 Matured Endowments	10 Surrender Values and Withdrawals for Life Contracts	11 All Other Benefits	12 Total (Sum Columns 8 through 11)
Individual Life												
1. Industrial												
2. Whole												
3. Term												
4. Indexed												
5. Universal												
6. Universal with secondary guarantees												
7. Variable												
8. Variable universal												
9. Credit												
10. Other												
11. Total Individual Life												
Group Life												
12. Whole												
13. Term												
14. Universal												
15. Variable												
16. Variable universal												
17. Credit												
18. Other												
19. Total Group Life												
Individual Annuities												
20. Fixed												
21. Indexed												
22. Variable with guarantees												
23. Variable without guarantees												
24. Life contingent payout												
25. Other												
26. Total Individual Annuities												
Group Annuities												
27. Fixed												
28. Indexed												
29. Variable with guarantees												
30. Variable without guarantees												
31. Life contingent payout												
32. Other												
33. Total Group Annuities												
Accident and Health												
34. Comprehensive individual (d)								XXX	XXX	XXX		
35. Comprehensive group (d)								XXX	XXX	XXX		
36. Medicare Supplement (d)								XXX	XXX	XXX		
37. Vision only (d)								XXX	XXX	XXX		
38. Dental only (d)								XXX	XXX	XXX		
39. Federal Employees Health Benefits Plan (d)								XXX	XXX	XXX		
40. Title XVIII Medicare (d)		(e)						XXX	XXX	XXX		
41. Title XIX Medicaid (d)								XXX	XXX	XXX		
42. Credit A&H								XXX	XXX	XXX		
43. Disability income (d)								XXX	XXX	XXX		
44. Long-term care (d)								XXX	XXX	XXX		
45. Other health (d)								XXX	XXX	XXX		
46. Total Accident and Health								XXX	XXX	XXX		
47. Total		(c)										

NONE

24-MN

ANNUAL STATEMENT FOR THE YEAR 2024 OF THE General Re Life Corporation

LIFE INSURANCE (STATE PAGE) (Continued)^(b)

NAIC Group Code 0031

BUSINESS IN THE STATE OF

Minnesota

DURING THE YEAR 2024

NAIC Company Code 86258

Line of Business	13 Incurred During Current Year	13 Direct Death Benefits, Matured Endowments Incurred and Annuity Benefits Claims Settled During Current Year								22 Unpaid December 31, Current Year	22 Issued During Year		22 Other Changes to In Force (Net)		22 In Force December 31, Current Year (b)	
		Totals Paid		Reduction by Compromise		Amount Rejected		Total Settled During Current Year			23 Number of Pols/ Certs	24 Amount	25 Number of Pols/ Certs	26 Amount	27 Number of Pols/ Certs	28 Amount
		14 Number of Pols/ Certs	15 Amount	16 Number of Pols/ Certs	17 Amount	18 Number of Pols/ Certs	19 Amount	20 Number of Pols/ Certs	21 Amount							
Individual Life																
1. Industrial																
2. Whole																
3. Term																
4. Indexed																
5. Universal																
6. Universal with secondary guarantees																
7. Variable																
8. Variable universal																
9. Credit																
10. Other																
11. Total Individual Life																
Group Life																
12. Whole																
13. Term																
14. Universal																
15. Variable																
16. Variable universal																
17. Credit																
18. Other																
19. Total Group Life																
Individual Annuities																
20. Fixed																
21. Indexed																
22. Variable with guarantees																
23. Variable without guarantees																
24. Life contingent payout																
25. Other																
26. Total Individual Annuities																
Group Annuities																
27. Fixed																
28. Indexed																
29. Variable with guarantees																
30. Variable without guarantees																
31. Life contingent payout																
32. Other																
33. Total Group Annuities																
Accident and Health																
34. Comprehensive individual (d)	XXX	XXX	XXX	XXX	XXX	XXX	XXX	XXX	XXX	XXX	XXX	XXX	XXX	XXX	XXX	
35. Comprehensive group (d)	XXX	XXX	XXX	XXX	XXX	XXX	XXX	XXX	XXX	XXX	XXX	XXX	XXX	XXX	XXX	
36. Medicare Supplement (d)	XXX	XXX	XXX	XXX	XXX	XXX	XXX	XXX	XXX	XXX	XXX	XXX	XXX	XXX	XXX	
37. Vision only (d)	XXX	XXX	XXX	XXX	XXX	XXX	XXX	XXX	XXX	XXX	XXX	XXX	XXX	XXX	XXX	
38. Dental only (d)	XXX	XXX	XXX	XXX	XXX	XXX	XXX	XXX	XXX	XXX	XXX	XXX	XXX	XXX	XXX	
39. Federal Employees Health Benefits Plan (d)	XXX	XXX	XXX	XXX	XXX	XXX	XXX	XXX	XXX	XXX	XXX	XXX	XXX	XXX	XXX	
40. Title XVIII Medicare (d)	XXX	XXX	XXX	XXX	XXX	XXX	XXX	XXX	XXX	XXX	XXX	XXX	XXX	XXX	XXX	
41. Title XIX Medicaid (d)	XXX	XXX	XXX	XXX	XXX	XXX	XXX	XXX	XXX	XXX	XXX	XXX	XXX	XXX	XXX	
42. Credit A&H	XXX	XXX	XXX	XXX	XXX	XXX	XXX	XXX	XXX	XXX	XXX	XXX	XXX	XXX	XXX	
43. Disability income (d)	XXX	XXX	XXX	XXX	XXX	XXX	XXX	XXX	XXX	XXX	XXX	XXX	XXX	XXX	XXX	
44. Long-term care (d)	XXX	XXX	XXX	XXX	XXX	XXX	XXX	XXX	XXX	XXX	XXX	XXX	XXX	XXX	XXX	
45. Other health (d)	XXX	XXX	XXX	XXX	XXX	XXX	XXX	XXX	XXX	XXX	XXX	XXX	XXX	XXX	XXX	
46. Total Accident and Health	XXX	XXX	XXX	XXX	XXX	XXX	XXX	XXX	XXX	XXX	XXX	XXX	XXX	XXX	XXX	
47. Total																

NONE

(a) Includes Group Credit Life Insurance Loans less than or equal to 60 months at issue, prior year \$ _____, current year \$ _____. Loans greater than 60 months at issue BUT NOT GREATER THAN 120 MONTHS prior year \$ _____, current year \$ _____.

(b) Corporate Owned Life Insurance/BOLI: 1) Number of policies: _____ 2) covering number of lives: _____ 3) face amount \$ _____.

(c) Deposit-Type Contract Considerations NOT included in Total Premiums and Annuities Considerations: Individual: \$ _____ Group: \$ _____ Total: \$ _____.

(d) For health business on indicated lines report: Number of persons insured under PPO managed care products _____ and number of persons insured under indemnity only products _____.

(e) For health premiums written: amount of Medicare Title XVIII exempt from state taxes or fees \$ _____.

24.1.MN



ANNUAL STATEMENT FOR THE YEAR 2024 OF THE General Re Life Corporation
LIFE INSURANCE (STATE PAGE)^(b)

NAIC Group Code 0031

BUSINESS IN THE STATE OF Mississippi

DURING THE YEAR 2024

NAIC Company Code 86258

Line of Business	1 Premiums and Annuities Considerations	2 Other Considerations	Dividends to Policyholders/Refunds to Members				7 Total (Col. 3+4+5+6)	Claims and Benefits Paid				
			3 Paid in Cash or Left on Deposit	4 Applied to Pay Renewal Premiums	5 Applied to Provide Paid-Up Additions or Shorten the Endowment or Premium-Paying Period	6 Other		8 Death and Annuity Benefits	9 Matured Endowments	10 Surrender Values and Withdrawals for Life Contracts	11 All Other Benefits	12 Total (Sum Columns 8 through 11)
Individual Life												
1. Industrial												
2. Whole												
3. Term												
4. Indexed												
5. Universal												
6. Universal with secondary guarantees												
7. Variable												
8. Variable universal												
9. Credit												
10. Other												
11. Total Individual Life												
Group Life												
12. Whole												
13. Term												
14. Universal												
15. Variable												
16. Variable universal												
17. Credit												
18. Other												
19. Total Group Life												
Individual Annuities												
20. Fixed												
21. Indexed												
22. Variable with guarantees												
23. Variable without guarantees												
24. Life contingent payout												
25. Other												
26. Total Individual Annuities												
Group Annuities												
27. Fixed												
28. Indexed												
29. Variable with guarantees												
30. Variable without guarantees												
31. Life contingent payout												
32. Other												
33. Total Group Annuities												
Accident and Health												
34. Comprehensive individual (d)								XXX	XXX	XXX		
35. Comprehensive group (d)								XXX	XXX	XXX		
36. Medicare Supplement (d)								XXX	XXX	XXX		
37. Vision only (d)								XXX	XXX	XXX		
38. Dental only (d)								XXX	XXX	XXX		
39. Federal Employees Health Benefits Plan (d)								XXX	XXX	XXX		
40. Title XVIII Medicare (d)		(e)						XXX	XXX	XXX		
41. Title XIX Medicaid (d)								XXX	XXX	XXX		
42. Credit A&H								XXX	XXX	XXX		
43. Disability income (d)								XXX	XXX	XXX		
44. Long-term care (d)								XXX	XXX	XXX		
45. Other health (d)								XXX	XXX	XXX		
46. Total Accident and Health								XXX	XXX	XXX		
47. Total		(c)										

NONE

24 MS

ANNUAL STATEMENT FOR THE YEAR 2024 OF THE General Re Life Corporation

LIFE INSURANCE (STATE PAGE) (Continued)^(b)

NAIC Group Code 0031

BUSINESS IN THE STATE OF

Mississippi

DURING THE YEAR 2024

NAIC Company Code 86258

Direct Death Benefits, Matured Endowments Incurred and Annuity Benefits

Policy Exhibit

Line of Business	13 Incurred During Current Year	Claims Settled During Current Year								22 Unpaid December 31, Current Year	Issued During Year		Other Changes to In Force (Net)		In Force December 31, Current Year (b)	
		Totals Paid		Reduction by Compromise		Amount Rejected		Total Settled During Current Year			23	24	25	26	27	28
		14 Number of Pols/ Certs	15 Amount	16 Number of Pols/ Certs	17 Amount	18 Number of Pols/ Certs	19 Amount	20 Number of Pols/ Certs	21 Amount		Number of Pols/ Certs	Amount	Number of Pols/ Certs	Amount	Number of Pols/ Certs	Amount
Individual Life																
1. Industrial																
2. Whole																
3. Term																
4. Indexed																
5. Universal																
6. Universal with secondary guarantees																
7. Variable																
8. Variable universal																
9. Credit																
10. Other																
11. Total Individual Life																
Group Life																
12. Whole																
13. Term																
14. Universal																
15. Variable																
16. Variable universal																
17. Credit																
18. Other																
19. Total Group Life																
Individual Annuities																
20. Fixed																
21. Indexed																
22. Variable with guarantees																
23. Variable without guarantees																
24. Life contingent payout																
25. Other																
26. Total Individual Annuities																
Group Annuities																
27. Fixed																
28. Indexed																
29. Variable with guarantees																
30. Variable without guarantees																
31. Life contingent payout																
32. Other																
33. Total Group Annuities																
Accident and Health																
34. Comprehensive individual (d)	XXX	XXX	XXX	XXX	XXX	XXX	XXX	XXX	XXX	XXX	XXX	XXX	XXX	XXX	XXX	XXX
35. Comprehensive group (d)	XXX	XXX	XXX	XXX	XXX	XXX	XXX	XXX	XXX	XXX	XXX	XXX	XXX	XXX	XXX	XXX
36. Medicare Supplement (d)	XXX	XXX	XXX	XXX	XXX	XXX	XXX	XXX	XXX	XXX	XXX	XXX	XXX	XXX	XXX	XXX
37. Vision only (d)	XXX	XXX	XXX	XXX	XXX	XXX	XXX	XXX	XXX	XXX	XXX	XXX	XXX	XXX	XXX	XXX
38. Dental only (d)	XXX	XXX	XXX	XXX	XXX	XXX	XXX	XXX	XXX	XXX	XXX	XXX	XXX	XXX	XXX	XXX
39. Federal Employees Health Benefits Plan (d)	XXX	XXX	XXX	XXX	XXX	XXX	XXX	XXX	XXX	XXX	XXX	XXX	XXX	XXX	XXX	XXX
40. Title XVIII Medicare (d)	XXX	XXX	XXX	XXX	XXX	XXX	XXX	XXX	XXX	XXX	XXX	XXX	XXX	XXX	XXX	XXX
41. Title XIX Medicaid (d)	XXX	XXX	XXX	XXX	XXX	XXX	XXX	XXX	XXX	XXX	XXX	XXX	XXX	XXX	XXX	XXX
42. Credit A&H	XXX	XXX	XXX	XXX	XXX	XXX	XXX	XXX	XXX	XXX	XXX	XXX	XXX	XXX	XXX	XXX
43. Disability income (d)	XXX	XXX	XXX	XXX	XXX	XXX	XXX	XXX	XXX	XXX	XXX	XXX	XXX	XXX	XXX	XXX
44. Long-term care (d)	XXX	XXX	XXX	XXX	XXX	XXX	XXX	XXX	XXX	XXX	XXX	XXX	XXX	XXX	XXX	XXX
45. Other health (d)	XXX	XXX	XXX	XXX	XXX	XXX	XXX	XXX	XXX	XXX	XXX	XXX	XXX	XXX	XXX	XXX
46. Total Accident and Health	XXX	XXX	XXX	XXX	XXX	XXX	XXX	XXX	XXX	XXX	XXX	XXX	XXX	XXX	XXX	XXX
47. Total																

NONE

(a) Includes Group Credit Life Insurance Loans less than or equal to 60 months at issue, prior year \$ _____, current year \$ _____. Loans greater than 60 months at issue BUT NOT GREATER THAN 120 MONTHS prior year \$ _____, current year \$ _____.

(b) Corporate Owned Life Insurance/BOLI: 1) Number of policies: _____ 2) covering number of lives: _____ 3) face amount \$ _____.

(c) Deposit-Type Contract Considerations NOT included in Total Premiums and Annuities Considerations: Individual: \$ _____ Group: \$ _____ Total: \$ _____.

(d) For health business on indicated lines report: Number of persons insured under PPO managed care products _____ and number of persons insured under indemnity only products _____.

(e) For health premiums written: amount of Medicare Title XVIII exempt from state taxes or fees \$ _____.

24.1.MS



ANNUAL STATEMENT FOR THE YEAR 2024 OF THE General Re Life Corporation
LIFE INSURANCE (STATE PAGE)^(b)

NAIC Group Code 0031

BUSINESS IN THE STATE OF Missouri

DURING THE YEAR 2024

NAIC Company Code 86258

Line of Business	1 Premiums and Annuities Considerations	2 Other Considerations	Dividends to Policyholders/Refunds to Members				7 Total (Col. 3+4+5+6)	Claims and Benefits Paid				
			3 Paid in Cash or Left on Deposit	4 Applied to Pay Renewal Premiums	5 Applied to Provide Paid-Up Additions or Shorten the Endowment or Premium-Paying Period	6 Other		8 Death and Annuity Benefits	9 Matured Endowments	10 Surrender Values and Withdrawals for Life Contracts	11 All Other Benefits	12 Total (Sum Columns 8 through 11)
Individual Life												
1. Industrial												
2. Whole												
3. Term												
4. Indexed												
5. Universal												
6. Universal with secondary guarantees												
7. Variable												
8. Variable universal												
9. Credit												
10. Other												
11. Total Individual Life												
Group Life												
12. Whole												
13. Term												
14. Universal												
15. Variable												
16. Variable universal												
17. Credit												
18. Other												
19. Total Group Life												
Individual Annuities												
20. Fixed												
21. Indexed												
22. Variable with guarantees												
23. Variable without guarantees												
24. Life contingent payout												
25. Other												
26. Total Individual Annuities												
Group Annuities												
27. Fixed												
28. Indexed												
29. Variable with guarantees												
30. Variable without guarantees												
31. Life contingent payout												
32. Other												
33. Total Group Annuities												
Accident and Health												
34. Comprehensive individual (d)								XXX	XXX	XXX		
35. Comprehensive group (d)								XXX	XXX	XXX		
36. Medicare Supplement (d)								XXX	XXX	XXX		
37. Vision only (d)								XXX	XXX	XXX		
38. Dental only (d)								XXX	XXX	XXX		
39. Federal Employees Health Benefits Plan (d)								XXX	XXX	XXX		
40. Title XVIII Medicare (d)								XXX	XXX	XXX		
41. Title XIX Medicaid (d)		(e)						XXX	XXX	XXX		
42. Credit A&H (d)								XXX	XXX	XXX		
43. Disability income (d)								XXX	XXX	XXX		
44. Long-term care (d)								XXX	XXX	XXX		
45. Other health (d)								XXX	XXX	XXX		
46. Total Accident and Health								XXX	XXX	XXX		
47. Total		(c)										

NONE

24-MO

ANNUAL STATEMENT FOR THE YEAR 2024 OF THE General Re Life Corporation

LIFE INSURANCE (STATE PAGE) (Continued)^(b)

NAIC Group Code 0031

BUSINESS IN THE STATE OF

Missouri

DURING THE YEAR 2024

NAIC Company Code 86258

Direct Death Benefits, Matured Endowments Incurred and Annuity Benefits

Line of Business	13 Incurred During Current Year	Claims Settled During Current Year								22 Unpaid December 31, Current Year	Issued During Year		Other Changes to In Force (Net)		In Force December 31, Current Year (b)	
		Totals Paid		Reduction by Compromise		Amount Rejected		Total Settled During Current Year			23	24	25	26	27	28
		14 Number of Pols/ Certs	15 Amount	16 Number of Pols/ Certs	17 Amount	18 Number of Pols/ Certs	19 Amount	20 Number of Pols/ Certs	21 Amount		Number of Pols/ Certs	Amount	Number of Pols/ Certs	Amount	Number of Pols/ Certs	Amount
Individual Life																
1. Industrial																
2. Whole																
3. Term																
4. Indexed																
5. Universal																
6. Universal with secondary guarantees																
7. Variable																
8. Variable universal																
9. Credit																
10. Other																
11. Total Individual Life																
Group Life																
12. Whole																
13. Term																
14. Universal																
15. Variable																
16. Variable universal																
17. Credit																
18. Other																
19. Total Group Life																
Individual Annuities																
20. Fixed																
21. Indexed																
22. Variable with guarantees																
23. Variable without guarantees																
24. Life contingent payout																
25. Other																
26. Total Individual Annuities																
Group Annuities																
27. Fixed																
28. Indexed																
29. Variable with guarantees																
30. Variable without guarantees																
31. Life contingent payout																
32. Other																
33. Total Group Annuities																
Accident and Health																
34. Comprehensive individual (d)	XXX	XXX	XXX	XXX	XXX	XXX	XXX	XXX	XXX	XXX	XXX	XXX	XXX	XXX	XXX	XXX
35. Comprehensive group (d)	XXX	XXX	XXX	XXX	XXX	XXX	XXX	XXX	XXX	XXX	XXX	XXX	XXX	XXX	XXX	XXX
36. Medicare Supplement (d)	XXX	XXX	XXX	XXX	XXX	XXX	XXX	XXX	XXX	XXX	XXX	XXX	XXX	XXX	XXX	XXX
37. Vision only (d)	XXX	XXX	XXX	XXX	XXX	XXX	XXX	XXX	XXX	XXX	XXX	XXX	XXX	XXX	XXX	XXX
38. Dental only (d)	XXX	XXX	XXX	XXX	XXX	XXX	XXX	XXX	XXX	XXX	XXX	XXX	XXX	XXX	XXX	XXX
39. Federal Employees Health Benefits Plan (d)	XXX	XXX	XXX	XXX	XXX	XXX	XXX	XXX	XXX	XXX	XXX	XXX	XXX	XXX	XXX	XXX
40. Title XVIII Medicare (d)	XXX	XXX	XXX	XXX	XXX	XXX	XXX	XXX	XXX	XXX	XXX	XXX	XXX	XXX	XXX	XXX
41. Title XIX Medicaid (d)	XXX	XXX	XXX	XXX	XXX	XXX	XXX	XXX	XXX	XXX	XXX	XXX	XXX	XXX	XXX	XXX
42. Credit A&H	XXX	XXX	XXX	XXX	XXX	XXX	XXX	XXX	XXX	XXX	XXX	XXX	XXX	XXX	XXX	XXX
43. Disability income (d)	XXX	XXX	XXX	XXX	XXX	XXX	XXX	XXX	XXX	XXX	XXX	XXX	XXX	XXX	XXX	XXX
44. Long-term care (d)	XXX	XXX	XXX	XXX	XXX	XXX	XXX	XXX	XXX	XXX	XXX	XXX	XXX	XXX	XXX	XXX
45. Other health (d)	XXX	XXX	XXX	XXX	XXX	XXX	XXX	XXX	XXX	XXX	XXX	XXX	XXX	XXX	XXX	XXX
46. Total Accident and Health	XXX	XXX	XXX	XXX	XXX	XXX	XXX	XXX	XXX	XXX	XXX	XXX	XXX	XXX	XXX	XXX
47. Total																

NONE

(a) Includes Group Credit Life Insurance Loans less than or equal to 60 months at issue, prior year \$, current year \$ Loans greater than 60 months at issue BUT NOT GREATER THAN 120 MONTHS prior year \$, current year \$
 (b) Corporate Owned Life Insurance/BOLI: 1) Number of policies: 2) covering number of lives: 3) face amount \$
 (c) Deposit-Type Contract Considerations NOT included in Total Premiums and Annuities Considerations: Individual: \$ Group: \$ Total: \$
 (d) For health business on indicated lines report: Number of persons insured under PPO managed care products and number of persons insured under indemnity only products
 (e) For health premiums written: amount of Medicare Title XVIII exempt from state taxes or fees \$

24.1.MO



ANNUAL STATEMENT FOR THE YEAR 2024 OF THE General Re Life Corporation
LIFE INSURANCE (STATE PAGE)^(b)

NAIC Group Code 0031

BUSINESS IN THE STATE OF Montana

DURING THE YEAR 2024

NAIC Company Code 86258

Line of Business	1 Premiums and Annuities Considerations	2 Other Considerations	Dividends to Policyholders/Refunds to Members				7 Total (Col. 3+4+5+6)	Claims and Benefits Paid				
			3 Paid in Cash or Left on Deposit	4 Applied to Pay Renewal Premiums	5 Applied to Provide Paid-Up Additions or Shorten the Endowment or Premium-Paying Period	6 Other		8 Death and Annuity Benefits	9 Matured Endowments	10 Surrender Values and Withdrawals for Life Contracts	11 All Other Benefits	12 Total (Sum Columns 8 through 11)
Individual Life												
1. Industrial												
2. Whole												
3. Term												
4. Indexed												
5. Universal												
6. Universal with secondary guarantees												
7. Variable												
8. Variable universal												
9. Credit												
10. Other												
11. Total Individual Life												
Group Life												
12. Whole												
13. Term												
14. Universal												
15. Variable												
16. Variable universal												
17. Credit												
18. Other												
19. Total Group Life												
Individual Annuities												
20. Fixed												
21. Indexed												
22. Variable with guarantees												
23. Variable without guarantees												
24. Life contingent payout												
25. Other												
26. Total Individual Annuities												
Group Annuities												
27. Fixed												
28. Indexed												
29. Variable with guarantees												
30. Variable without guarantees												
31. Life contingent payout												
32. Other												
33. Total Group Annuities												
Accident and Health												
34. Comprehensive individual (d)								XXX	XXX	XXX		
35. Comprehensive group (d)								XXX	XXX	XXX		
36. Medicare Supplement (d)								XXX	XXX	XXX		
37. Vision only (d)								XXX	XXX	XXX		
38. Dental only (d)								XXX	XXX	XXX		
39. Federal Employees Health Benefits Plan (d)								XXX	XXX	XXX		
40. Title XVIII Medicare (d)		(e)						XXX	XXX	XXX		
41. Title XIX Medicaid (d)								XXX	XXX	XXX		
42. Credit A&H								XXX	XXX	XXX		
43. Disability income (d)								XXX	XXX	XXX		
44. Long-term care (d)								XXX	XXX	XXX		
45. Other health (d)								XXX	XXX	XXX		
46. Total Accident and Health								XXX	XXX	XXX		
47. Total		(c)										

NONE

24-MT

ANNUAL STATEMENT FOR THE YEAR 2024 OF THE General Re Life Corporation

LIFE INSURANCE (STATE PAGE) (Continued)^(b)

NAIC Group Code 0031

BUSINESS IN THE STATE OF Montana

DURING THE YEAR 2024

NAIC Company Code 86258

Line of Business	13 Incurred During Current Year	13 Claims Settled During Current Year								22 Unpaid December 31, Current Year	22 Issued During Year		22 Other Changes to In Force (Net)		22 In Force December 31, Current Year (b)	
		Totals Paid		Reduction by Compromise		Amount Rejected		Total Settled During Current Year			23	24	25	26	27	28
		14 Number of Pols/ Certs	15 Amount	16 Number of Pols/ Certs	17 Amount	18 Number of Pols/ Certs	19 Amount	20 Number of Pols/ Certs	21 Amount		Number of Pols/ Certs	Amount	Number of Pols/ Certs	Amount	Number of Pols/ Certs	Amount
Individual Life																
1. Industrial																
2. Whole																
3. Term																
4. Indexed																
5. Universal																
6. Universal with secondary guarantees																
7. Variable																
8. Variable universal																
9. Credit																
10. Other																
11. Total Individual Life																
Group Life																
12. Whole																
13. Term																
14. Universal																
15. Variable																
16. Variable universal																
17. Credit																
18. Other																
19. Total Group Life																
Individual Annuities																
20. Fixed																
21. Indexed																
22. Variable with guarantees																
23. Variable without guarantees																
24. Life contingent payout																
25. Other																
26. Total Individual Annuities																
Group Annuities																
27. Fixed																
28. Indexed																
29. Variable with guarantees																
30. Variable without guarantees																
31. Life contingent payout																
32. Other																
33. Total Group Annuities																
Accident and Health																
34. Comprehensive individual (d)	XXX	XXX	XXX	XXX	XXX	XXX	XXX	XXX	XXX	XXX	XXX	XXX	XXX	XXX	XXX	
35. Comprehensive group (d)	XXX	XXX	XXX	XXX	XXX	XXX	XXX	XXX	XXX	XXX	XXX	XXX	XXX	XXX	XXX	
36. Medicare Supplement (d)	XXX	XXX	XXX	XXX	XXX	XXX	XXX	XXX	XXX	XXX	XXX	XXX	XXX	XXX	XXX	
37. Vision only (d)	XXX	XXX	XXX	XXX	XXX	XXX	XXX	XXX	XXX	XXX	XXX	XXX	XXX	XXX	XXX	
38. Dental only (d)	XXX	XXX	XXX	XXX	XXX	XXX	XXX	XXX	XXX	XXX	XXX	XXX	XXX	XXX	XXX	
39. Federal Employees Health Benefits Plan (d)	XXX	XXX	XXX	XXX	XXX	XXX	XXX	XXX	XXX	XXX	XXX	XXX	XXX	XXX	XXX	
40. Title XVIII Medicare (d)	XXX	XXX	XXX	XXX	XXX	XXX	XXX	XXX	XXX	XXX	XXX	XXX	XXX	XXX	XXX	
41. Title XIX Medicaid (d)	XXX	XXX	XXX	XXX	XXX	XXX	XXX	XXX	XXX	XXX	XXX	XXX	XXX	XXX	XXX	
42. Credit A&H	XXX	XXX	XXX	XXX	XXX	XXX	XXX	XXX	XXX	XXX	XXX	XXX	XXX	XXX	XXX	
43. Disability income (d)	XXX	XXX	XXX	XXX	XXX	XXX	XXX	XXX	XXX	XXX	XXX	XXX	XXX	XXX	XXX	
44. Long-term care (d)	XXX	XXX	XXX	XXX	XXX	XXX	XXX	XXX	XXX	XXX	XXX	XXX	XXX	XXX	XXX	
45. Other health (d)	XXX	XXX	XXX	XXX	XXX	XXX	XXX	XXX	XXX	XXX	XXX	XXX	XXX	XXX	XXX	
46. Total Accident and Health	XXX	XXX	XXX	XXX	XXX	XXX	XXX	XXX	XXX	XXX	XXX	XXX	XXX	XXX	XXX	
47. Total																

NONE

(a) Includes Group Credit Life Insurance Loans less than or equal to 60 months at issue, prior year \$, current year \$ Loans greater than 60 months at issue BUT NOT GREATER THAN 120 MONTHS prior year \$, current year \$
 (b) Corporate Owned Life Insurance/BOLI: 1) Number of policies: 2) covering number of lives: 3) face amount \$
 (c) Deposit-Type Contract Considerations NOT included in Total Premiums and Annuities Considerations: Individual: \$ Group: \$ Total: \$
 (d) For health business on indicated lines report: Number of persons insured under PPO managed care products and number of persons insured under indemnity only products
 (e) For health premiums written: amount of Medicare Title XVIII exempt from state taxes or fees \$

24.1.MT



ANNUAL STATEMENT FOR THE YEAR 2024 OF THE General Re Life Corporation
LIFE INSURANCE (STATE PAGE)^(b)

NAIC Group Code 0031

BUSINESS IN THE STATE OF Nebraska

DURING THE YEAR 2024

NAIC Company Code 86258

Line of Business	1 Premiums and Annuities Considerations	2 Other Considerations	Dividends to Policyholders/Refunds to Members				7 Total (Col. 3+4+5+6)	Claims and Benefits Paid				
			3 Paid in Cash or Left on Deposit	4 Applied to Pay Renewal Premiums	5 Applied to Provide Paid-Up Additions or Shorten the Endowment or Premium-Paying Period	6 Other		8 Death and Annuity Benefits	9 Matured Endowments	10 Surrender Values and Withdrawals for Life Contracts	11 All Other Benefits	12 Total (Sum Columns 8 through 11)
Individual Life												
1. Industrial												
2. Whole												
3. Term												
4. Indexed												
5. Universal												
6. Universal with secondary guarantees												
7. Variable												
8. Variable universal												
9. Credit												
10. Other												
11. Total Individual Life												
Group Life												
12. Whole												
13. Term												
14. Universal												
15. Variable												
16. Variable universal												
17. Credit												
18. Other												
19. Total Group Life												
Individual Annuities												
20. Fixed												
21. Indexed												
22. Variable with guarantees												
23. Variable without guarantees												
24. Life contingent payout												
25. Other												
26. Total Individual Annuities												
Group Annuities												
27. Fixed												
28. Indexed												
29. Variable with guarantees												
30. Variable without guarantees												
31. Life contingent payout												
32. Other												
33. Total Group Annuities												
Accident and Health												
34. Comprehensive individual (d)								XXX	XXX	XXX		
35. Comprehensive group (d)								XXX	XXX	XXX		
36. Medicare Supplement (d)								XXX	XXX	XXX		
37. Vision only (d)								XXX	XXX	XXX		
38. Dental only (d)								XXX	XXX	XXX		
39. Federal Employees Health Benefits Plan (d)								XXX	XXX	XXX		
40. Title XVIII Medicare (d)								XXX	XXX	XXX		
41. Title XIX Medicaid (d)		(e)						XXX	XXX	XXX		
42. Credit A&H								XXX	XXX	XXX		
43. Disability income (d)								XXX	XXX	XXX		
44. Long-term care (d)								XXX	XXX	XXX		
45. Other health (d)								XXX	XXX	XXX		
46. Total Accident and Health								XXX	XXX	XXX		
47. Total		(c)										

NONE

24.NE

ANNUAL STATEMENT FOR THE YEAR 2024 OF THE General Re Life Corporation

LIFE INSURANCE (STATE PAGE) (Continued)^(b)

NAIC Group Code 0031

BUSINESS IN THE STATE OF

Nebraska

DURING THE YEAR 2024

NAIC Company Code 86258

Direct Death Benefits, Matured Endowments Incurred and Annuity Benefits

Policy Exhibit

Line of Business	13 Incurred During Current Year	Claims Settled During Current Year								22 Unpaid December 31, Current Year	23 Issued During Year		25 Other Changes to In Force (Net)		27 In Force December 31, Current Year (b)	
		Totals Paid		Reduction by Compromise		Amount Rejected		Total Settled During Current Year			Number of Pols/ Certs	Amount	Number of Pols/ Certs	Amount	Number of Pols/ Certs	Amount
		14 Number of Pols/ Certs	15 Amount	16 Number of Pols/ Certs	17 Amount	18 Number of Pols/ Certs	19 Amount	20 Number of Pols/ Certs	21 Amount							
Individual Life																
1. Industrial																
2. Whole																
3. Term																
4. Indexed																
5. Universal																
6. Universal with secondary guarantees																
7. Variable																
8. Variable universal																
9. Credit																
10. Other																
11. Total Individual Life																
Group Life																
12. Whole																
13. Term																
14. Universal																
15. Variable																
16. Variable universal																
17. Credit																
18. Other																
19. Total Group Life																
Individual Annuities																
20. Fixed																
21. Indexed																
22. Variable with guarantees																
23. Variable without guarantees																
24. Life contingent payout																
25. Other																
26. Total Individual Annuities																
Group Annuities																
27. Fixed																
28. Indexed																
29. Variable with guarantees																
30. Variable without guarantees																
31. Life contingent payout																
32. Other																
33. Total Group Annuities																
Accident and Health																
34. Comprehensive individual (d)	XXX	XXX	XXX	XXX	XXX	XXX	XXX	XXX	XXX	XXX						
35. Comprehensive group (d)	XXX	XXX	XXX	XXX	XXX	XXX	XXX	XXX	XXX	XXX						
36. Medicare Supplement (d)	XXX	XXX	XXX	XXX	XXX	XXX	XXX	XXX	XXX	XXX						
37. Vision only (d)	XXX	XXX	XXX	XXX	XXX	XXX	XXX	XXX	XXX	XXX						
38. Dental only (d)	XXX	XXX	XXX	XXX	XXX	XXX	XXX	XXX	XXX	XXX						
39. Federal Employees Health Benefits Plan (d)	XXX	XXX	XXX	XXX	XXX	XXX	XXX	XXX	XXX	XXX						
40. Title XVIII Medicare (d)	XXX	XXX	XXX	XXX	XXX	XXX	XXX	XXX	XXX	XXX						
41. Title XIX Medicaid (d)	XXX	XXX	XXX	XXX	XXX	XXX	XXX	XXX	XXX	XXX						
42. Credit A&H	XXX	XXX	XXX	XXX	XXX	XXX	XXX	XXX	XXX	XXX						
43. Disability income (d)	XXX	XXX	XXX	XXX	XXX	XXX	XXX	XXX	XXX	XXX						
44. Long-term care (d)	XXX	XXX	XXX	XXX	XXX	XXX	XXX	XXX	XXX	XXX						
45. Other health (d)	XXX	XXX	XXX	XXX	XXX	XXX	XXX	XXX	XXX	XXX						
46. Total Accident and Health	XXX	XXX	XXX	XXX	XXX	XXX	XXX	XXX	XXX	XXX						
47. Total																

NONE

(a) Includes Group Credit Life Insurance Loans less than or equal to 60 months at issue, prior year \$, current year \$ Loans greater than 60 months at issue BUT NOT GREATER THAN 120 MONTHS prior year \$, current year \$
 (b) Corporate Owned Life Insurance/BOLI: 1) Number of policies: 2) covering number of lives: 3) face amount \$
 (c) Deposit-Type Contract Considerations NOT included in Total Premiums and Annuities Considerations: Individual: \$ Group: \$ Total: \$
 (d) For health business on indicated lines report: Number of persons insured under PPO managed care products and number of persons insured under indemnity only products
 (e) For health premiums written: amount of Medicare Title XVIII exempt from state taxes or fees \$



ANNUAL STATEMENT FOR THE YEAR 2024 OF THE General Re Life Corporation
LIFE INSURANCE (STATE PAGE)^(b)

NAIC Group Code 0031

BUSINESS IN THE STATE OF Nevada

DURING THE YEAR 2024

NAIC Company Code 86258

Line of Business	1 Premiums and Annuities Considerations	2 Other Considerations	Dividends to Policyholders/Refunds to Members				7 Total (Col. 3+4+5+6)	Claims and Benefits Paid					
			3 Paid in Cash or Left on Deposit	4 Applied to Pay Renewal Premiums	5 Applied to Provide Paid-Up Additions or Shorten the Endowment or Premium-Paying Period	6 Other		8 Death and Annuity Benefits	9 Matured Endowments	10 Surrender Values and Withdrawals for Life Contracts	11 All Other Benefits	12 Total (Sum Columns 8 through 11)	
Individual Life													
1. Industrial													
2. Whole													
3. Term													
4. Indexed													
5. Universal													
6. Universal with secondary guarantees													
7. Variable													
8. Variable universal													
9. Credit													
10. Other													
11. Total Individual Life													
Group Life													
12. Whole													
13. Term													
14. Universal													
15. Variable													
16. Variable universal													
17. Credit													
18. Other													
19. Total Group Life													
Individual Annuities													
20. Fixed													
21. Indexed													
22. Variable with guarantees													
23. Variable without guarantees													
24. Life contingent payout													
25. Other													
26. Total Individual Annuities													
Group Annuities													
27. Fixed													
28. Indexed													
29. Variable with guarantees													
30. Variable without guarantees													
31. Life contingent payout													
32. Other													
33. Total Group Annuities													
Accident and Health													
34. Comprehensive individual (d)								XXX	XXX	XXX			
35. Comprehensive group (d)								XXX	XXX	XXX			
36. Medicare Supplement (d)								XXX	XXX	XXX			
37. Vision only (d)								XXX	XXX	XXX			
38. Dental only (d)								XXX	XXX	XXX			
39. Federal Employees Health Benefits Plan (d)								XXX	XXX	XXX			
40. Title XVIII Medicare (d)								XXX	XXX	XXX			
41. Title XIX Medicaid (d)		(e)						XXX	XXX	XXX			
42. Credit A&H (d)								XXX	XXX	XXX			
43. Disability income (d)								XXX	XXX	XXX			
44. Long-term care (d)								XXX	XXX	XXX			
45. Other health (d)								XXX	XXX	XXX			
46. Total Accident and Health								XXX	XXX	XXX			
47. Total		(c)											

NONE

24-NV

ANNUAL STATEMENT FOR THE YEAR 2024 OF THE General Re Life Corporation

LIFE INSURANCE (STATE PAGE) (Continued)^(b)

NAIC Group Code 0031

BUSINESS IN THE STATE OF Nevada

DURING THE YEAR 2024

NAIC Company Code 86258

Line of Business	13 Incurred During Current Year	13 Direct Death Benefits, Matured Endowments Incurred and Annuity Benefits Claims Settled During Current Year								22 Unpaid December 31, Current Year	22 Issued During Year		22 Other Changes to In Force (Net)		22 In Force December 31, Current Year (b)	
		Totals Paid		Reduction by Compromise		Amount Rejected		Total Settled During Current Year			23	24	25	26	27	28
		14 Number of Pols/ Certs	15 Amount	16 Number of Pols/ Certs	17 Amount	18 Number of Pols/ Certs	19 Amount	20 Number of Pols/ Certs	21 Amount		Number of Pols/ Certs	Amount	Number of Pols/ Certs	Amount	Number of Pols/ Certs	Amount
Individual Life																
1. Industrial																
2. Whole																
3. Term																
4. Indexed																
5. Universal																
6. Universal with secondary guarantees																
7. Variable																
8. Variable universal																
9. Credit																
10. Other																
11. Total Individual Life																
Group Life																
12. Whole																
13. Term																
14. Universal																
15. Variable																
16. Variable universal																
17. Credit																
18. Other																
19. Total Group Life																
Individual Annuities																
20. Fixed																
21. Indexed																
22. Variable with guarantees																
23. Variable without guarantees																
24. Life contingent payout																
25. Other																
26. Total Individual Annuities																
Group Annuities																
27. Fixed																
28. Indexed																
29. Variable with guarantees																
30. Variable without guarantees																
31. Life contingent payout																
32. Other																
33. Total Group Annuities																
Accident and Health																
34. Comprehensive individual (d)	XXX	XXX	XXX	XXX	XXX	XXX	XXX	XXX	XXX	XXX	XXX	XXX	XXX	XXX	XXX	
35. Comprehensive group (d)	XXX	XXX	XXX	XXX	XXX	XXX	XXX	XXX	XXX	XXX	XXX	XXX	XXX	XXX	XXX	
36. Medicare Supplement (d)	XXX	XXX	XXX	XXX	XXX	XXX	XXX	XXX	XXX	XXX	XXX	XXX	XXX	XXX	XXX	
37. Vision only (d)	XXX	XXX	XXX	XXX	XXX	XXX	XXX	XXX	XXX	XXX	XXX	XXX	XXX	XXX	XXX	
38. Dental only (d)	XXX	XXX	XXX	XXX	XXX	XXX	XXX	XXX	XXX	XXX	XXX	XXX	XXX	XXX	XXX	
39. Federal Employees Health Benefits Plan (d)	XXX	XXX	XXX	XXX	XXX	XXX	XXX	XXX	XXX	XXX	XXX	XXX	XXX	XXX	XXX	
40. Title XVIII Medicare (d)	XXX	XXX	XXX	XXX	XXX	XXX	XXX	XXX	XXX	XXX	XXX	XXX	XXX	XXX	XXX	
41. Title XIX Medicaid (d)	XXX	XXX	XXX	XXX	XXX	XXX	XXX	XXX	XXX	XXX	XXX	XXX	XXX	XXX	XXX	
42. Credit A&H	XXX	XXX	XXX	XXX	XXX	XXX	XXX	XXX	XXX	XXX	XXX	XXX	XXX	XXX	XXX	
43. Disability income (d)	XXX	XXX	XXX	XXX	XXX	XXX	XXX	XXX	XXX	XXX	XXX	XXX	XXX	XXX	XXX	
44. Long-term care (d)	XXX	XXX	XXX	XXX	XXX	XXX	XXX	XXX	XXX	XXX	XXX	XXX	XXX	XXX	XXX	
45. Other health (d)	XXX	XXX	XXX	XXX	XXX	XXX	XXX	XXX	XXX	XXX	XXX	XXX	XXX	XXX	XXX	
46. Total Accident and Health	XXX	XXX	XXX	XXX	XXX	XXX	XXX	XXX	XXX	XXX	XXX	XXX	XXX	XXX	XXX	
47. Total																

NONE

(a) Includes Group Credit Life Insurance Loans less than or equal to 60 months at issue, prior year \$ _____, current year \$ _____. Loans greater than 60 months at issue BUT NOT GREATER THAN 120 MONTHS prior year \$ _____, current year \$ _____.

(b) Corporate Owned Life Insurance/BOLI: 1) Number of policies: _____ 2) covering number of lives: _____ 3) face amount \$ _____.

(c) Deposit-Type Contract Considerations NOT included in Total Premiums and Annuities Considerations: Individual: \$ _____ Group: \$ _____ Total: \$ _____.

(d) For health business on indicated lines report: Number of persons insured under PPO managed care products _____ and number of persons insured under indemnity only products _____.

(e) For health premiums written: amount of Medicare Title XVIII exempt from state taxes or fees \$ _____.



ANNUAL STATEMENT FOR THE YEAR 2024 OF THE General Re Life Corporation
LIFE INSURANCE (STATE PAGE)^(b)

NAIC Group Code 0031

BUSINESS IN THE STATE OF New Hampshire

DURING THE YEAR 2024

NAIC Company Code 86258

Line of Business	1 Premiums and Annuities Considerations	2 Other Considerations	Dividends to Policyholders/Refunds to Members				7 Total (Col. 3+4+5+6)	Claims and Benefits Paid				
			3 Paid in Cash or Left on Deposit	4 Applied to Pay Renewal Premiums	5 Applied to Provide Paid-Up Additions or Shorten the Endowment or Premium-Paying Period	6 Other		8 Death and Annuity Benefits	9 Matured Endowments	10 Surrender Values and Withdrawals for Life Contracts	11 All Other Benefits	12 Total (Sum Columns 8 through 11)
Individual Life												
1. Industrial												
2. Whole												
3. Term												
4. Indexed												
5. Universal												
6. Universal with secondary guarantees												
7. Variable												
8. Variable universal												
9. Credit												
10. Other												
11. Total Individual Life												
Group Life												
12. Whole												
13. Term												
14. Universal												
15. Variable												
16. Variable universal												
17. Credit												
18. Other												
19. Total Group Life												
Individual Annuities												
20. Fixed												
21. Indexed												
22. Variable with guarantees												
23. Variable without guarantees												
24. Life contingent payout												
25. Other												
26. Total Individual Annuities												
Group Annuities												
27. Fixed												
28. Indexed												
29. Variable with guarantees												
30. Variable without guarantees												
31. Life contingent payout												
32. Other												
33. Total Group Annuities												
Accident and Health												
34. Comprehensive individual (d)								XXX	XXX	XXX		
35. Comprehensive group (d)								XXX	XXX	XXX		
36. Medicare Supplement (d)								XXX	XXX	XXX		
37. Vision only (d)								XXX	XXX	XXX		
38. Dental only (d)								XXX	XXX	XXX		
39. Federal Employees Health Benefits Plan (d)								XXX	XXX	XXX		
40. Title XVIII Medicare (d)								XXX	XXX	XXX		
41. Title XIX Medicaid (d)		(e)						XXX	XXX	XXX		
42. Credit A&H (d)								XXX	XXX	XXX		
43. Disability income (d)								XXX	XXX	XXX		
44. Long-term care (d)								XXX	XXX	XXX		
45. Other health (d)								XXX	XXX	XXX		
46. Total Accident and Health								XXX	XXX	XXX		
47. Total		(c)										

NONE

24.NH

ANNUAL STATEMENT FOR THE YEAR 2024 OF THE General Re Life Corporation

LIFE INSURANCE (STATE PAGE) (Continued)^(b)

NAIC Group Code 0031

BUSINESS IN THE STATE OF

New Hampshire

DURING THE YEAR 2024

NAIC Company Code 86258

Direct Death Benefits, Matured Endowments Incurred and Annuity Benefits

Policy Exhibit

Line of Business	13 Incurred During Current Year	Claims Settled During Current Year								22 Unpaid December 31, Current Year	23 Issued During Year		25 Other Changes to In Force (Net)		27 In Force December 31, Current Year (b)	
		Totals Paid		Reduction by Compromise		Amount Rejected		Total Settled During Current Year			24 Number of Pols/ Certs	24 Amount	26 Number of Pols/ Certs	26 Amount	28 Number of Pols/ Certs	28 Amount
		14 Number of Pols/ Certs	15 Amount	16 Number of Pols/ Certs	17 Amount	18 Number of Pols/ Certs	19 Amount	20 Number of Pols/ Certs	21 Amount							
Individual Life																
1. Industrial																
2. Whole																
3. Term																
4. Indexed																
5. Universal																
6. Universal with secondary guarantees																
7. Variable																
8. Variable universal																
9. Credit																
10. Other																
11. Total Individual Life																
Group Life																
12. Whole																
13. Term																
14. Universal																
15. Variable																
16. Variable universal																
17. Credit																
18. Other																
19. Total Group Life																
Individual Annuities																
20. Fixed																
21. Indexed																
22. Variable with guarantees																
23. Variable without guarantees																
24. Life contingent payout																
25. Other																
26. Total Individual Annuities																
Group Annuities																
27. Fixed																
28. Indexed																
29. Variable with guarantees																
30. Variable without guarantees																
31. Life contingent payout																
32. Other																
33. Total Group Annuities																
Accident and Health																
34. Comprehensive individual (d)	XXX	XXX	XXX	XXX	XXX	XXX	XXX	XXX	XXX	XXX	XXX	XXX	XXX	XXX	XXX	XXX
35. Comprehensive group (d)	XXX	XXX	XXX	XXX	XXX	XXX	XXX	XXX	XXX	XXX	XXX	XXX	XXX	XXX	XXX	XXX
36. Medicare Supplement (d)	XXX	XXX	XXX	XXX	XXX	XXX	XXX	XXX	XXX	XXX	XXX	XXX	XXX	XXX	XXX	XXX
37. Vision only (d)	XXX	XXX	XXX	XXX	XXX	XXX	XXX	XXX	XXX	XXX	XXX	XXX	XXX	XXX	XXX	XXX
38. Dental only (d)	XXX	XXX	XXX	XXX	XXX	XXX	XXX	XXX	XXX	XXX	XXX	XXX	XXX	XXX	XXX	XXX
39. Federal Employees Health Benefits Plan (d)	XXX	XXX	XXX	XXX	XXX	XXX	XXX	XXX	XXX	XXX	XXX	XXX	XXX	XXX	XXX	XXX
40. Title XVIII Medicare (d)	XXX	XXX	XXX	XXX	XXX	XXX	XXX	XXX	XXX	XXX	XXX	XXX	XXX	XXX	XXX	XXX
41. Title XIX Medicaid (d)	XXX	XXX	XXX	XXX	XXX	XXX	XXX	XXX	XXX	XXX	XXX	XXX	XXX	XXX	XXX	XXX
42. Credit A&H	XXX	XXX	XXX	XXX	XXX	XXX	XXX	XXX	XXX	XXX	XXX	XXX	XXX	XXX	XXX	XXX
43. Disability income (d)	XXX	XXX	XXX	XXX	XXX	XXX	XXX	XXX	XXX	XXX	XXX	XXX	XXX	XXX	XXX	XXX
44. Long-term care (d)	XXX	XXX	XXX	XXX	XXX	XXX	XXX	XXX	XXX	XXX	XXX	XXX	XXX	XXX	XXX	XXX
45. Other health (d)	XXX	XXX	XXX	XXX	XXX	XXX	XXX	XXX	XXX	XXX	XXX	XXX	XXX	XXX	XXX	XXX
46. Total Accident and Health	XXX	XXX	XXX	XXX	XXX	XXX	XXX	XXX	XXX	XXX	XXX	XXX	XXX	XXX	XXX	XXX
47. Total																

NONE

(a) Includes Group Credit Life Insurance Loans less than or equal to 60 months at issue, prior year \$ _____, current year \$ _____. Loans greater than 60 months at issue BUT NOT GREATER THAN 120 MONTHS prior year \$ _____, current year \$ _____.

(b) Corporate Owned Life Insurance/BOLI: 1) Number of policies: _____ 2) covering number of lives: _____ 3) face amount \$ _____.

(c) Deposit-Type Contract Considerations NOT included in Total Premiums and Annuities Considerations: Individual: \$ _____ Group: \$ _____ Total: \$ _____.

(d) For health business on indicated lines report: Number of persons insured under PPO managed care products _____ and number of persons insured under indemnity only products _____.

(e) For health premiums written: amount of Medicare Title XVIII exempt from state taxes or fees \$ _____.

24.1.NH



ANNUAL STATEMENT FOR THE YEAR 2024 OF THE General Re Life Corporation
LIFE INSURANCE (STATE PAGE)^(b)

NAIC Group Code 0031

BUSINESS IN THE STATE OF New Jersey

DURING THE YEAR 2024

NAIC Company Code 86258

Line of Business	1 Premiums and Annuities Considerations	2 Other Considerations	Dividends to Policyholders/Refunds to Members				7 Total (Col. 3+4+5+6)	Claims and Benefits Paid				
			3 Paid in Cash or Left on Deposit	4 Applied to Pay Renewal Premiums	5 Applied to Provide Paid-Up Additions or Shorten the Endowment or Premium-Paying Period	6 Other		8 Death and Annuity Benefits	9 Matured Endowments	10 Surrender Values and Withdrawals for Life Contracts	11 All Other Benefits	12 Total (Sum Columns 8 through 11)
Individual Life												
1. Industrial												
2. Whole												
3. Term												
4. Indexed												
5. Universal												
6. Universal with secondary guarantees												
7. Variable												
8. Variable universal												
9. Credit												
10. Other												
11. Total Individual Life												
Group Life												
12. Whole												
13. Term												
14. Universal												
15. Variable												
16. Variable universal												
17. Credit												
18. Other												
19. Total Group Life												
Individual Annuities												
20. Fixed												
21. Indexed												
22. Variable with guarantees												
23. Variable without guarantees												
24. Life contingent payout												
25. Other												
26. Total Individual Annuities												
Group Annuities												
27. Fixed												
28. Indexed												
29. Variable with guarantees												
30. Variable without guarantees												
31. Life contingent payout												
32. Other												
33. Total Group Annuities												
Accident and Health												
34. Comprehensive individual (d)								XXX	XXX	XXX		
35. Comprehensive group (d)								XXX	XXX	XXX		
36. Medicare Supplement (d)								XXX	XXX	XXX		
37. Vision only (d)								XXX	XXX	XXX		
38. Dental only (d)								XXX	XXX	XXX		
39. Federal Employees Health Benefits Plan (d)								XXX	XXX	XXX		
40. Title XVIII Medicare (d)		(e)						XXX	XXX	XXX		
41. Title XIX Medicaid (d)								XXX	XXX	XXX		
42. Credit A&H								XXX	XXX	XXX		
43. Disability income (d)								XXX	XXX	XXX		
44. Long-term care (d)								XXX	XXX	XXX		
45. Other health (d)								XXX	XXX	XXX		
46. Total Accident and Health								XXX	XXX	XXX		
47. Total		(c)										

NONE

24.NJ

ANNUAL STATEMENT FOR THE YEAR 2024 OF THE General Re Life Corporation

LIFE INSURANCE (STATE PAGE) (Continued)^(b)

NAIC Group Code 0031

BUSINESS IN THE STATE OF

New Jersey

DURING THE YEAR 2024

NAIC Company Code 86258

Direct Death Benefits, Matured Endowments Incurred and Annuity Benefits

Policy Exhibit

Line of Business	13 Incurred During Current Year	13 Claims Settled During Current Year								22 Unpaid December 31, Current Year	22 Issued During Year		22 Other Changes to In Force (Net)		22 In Force December 31, Current Year (b)	
		Totals Paid		Reduction by Compromise		Amount Rejected		Total Settled During Current Year			23	24	25	26	27	28
		14 Number of Pols/ Certs	15 Amount	16 Number of Pols/ Certs	17 Amount	18 Number of Pols/ Certs	19 Amount	20 Number of Pols/ Certs	21 Amount		Number of Pols/ Certs	Amount	Number of Pols/ Certs	Amount	Number of Pols/ Certs	Amount
Individual Life																
1. Industrial																
2. Whole																
3. Term																
4. Indexed																
5. Universal																
6. Universal with secondary guarantees																
7. Variable																
8. Variable universal																
9. Credit																
10. Other																
11. Total Individual Life																
Group Life																
12. Whole																
13. Term																
14. Universal																
15. Variable																
16. Variable universal																
17. Credit																
18. Other																
19. Total Group Life																
Individual Annuities																
20. Fixed																
21. Indexed																
22. Variable with guarantees																
23. Variable without guarantees																
24. Life contingent payout																
25. Other																
26. Total Individual Annuities																
Group Annuities																
27. Fixed																
28. Indexed																
29. Variable with guarantees																
30. Variable without guarantees																
31. Life contingent payout																
32. Other																
33. Total Group Annuities																
Accident and Health																
34. Comprehensive individual (d)	XXX	XXX	XXX	XXX	XXX	XXX	XXX	XXX	XXX	XXX	XXX	XXX	XXX	XXX	XXX	XXX
35. Comprehensive group (d)	XXX	XXX	XXX	XXX	XXX	XXX	XXX	XXX	XXX	XXX	XXX	XXX	XXX	XXX	XXX	XXX
36. Medicare Supplement (d)	XXX	XXX	XXX	XXX	XXX	XXX	XXX	XXX	XXX	XXX	XXX	XXX	XXX	XXX	XXX	XXX
37. Vision only (d)	XXX	XXX	XXX	XXX	XXX	XXX	XXX	XXX	XXX	XXX	XXX	XXX	XXX	XXX	XXX	XXX
38. Dental only (d)	XXX	XXX	XXX	XXX	XXX	XXX	XXX	XXX	XXX	XXX	XXX	XXX	XXX	XXX	XXX	XXX
39. Federal Employees Health Benefits Plan (d)	XXX	XXX	XXX	XXX	XXX	XXX	XXX	XXX	XXX	XXX	XXX	XXX	XXX	XXX	XXX	XXX
40. Title XVIII Medicare (d)	XXX	XXX	XXX	XXX	XXX	XXX	XXX	XXX	XXX	XXX	XXX	XXX	XXX	XXX	XXX	XXX
41. Title XIX Medicaid (d)	XXX	XXX	XXX	XXX	XXX	XXX	XXX	XXX	XXX	XXX	XXX	XXX	XXX	XXX	XXX	XXX
42. Credit A&H	XXX	XXX	XXX	XXX	XXX	XXX	XXX	XXX	XXX	XXX	XXX	XXX	XXX	XXX	XXX	XXX
43. Disability income (d)	XXX	XXX	XXX	XXX	XXX	XXX	XXX	XXX	XXX	XXX	XXX	XXX	XXX	XXX	XXX	XXX
44. Long-term care (d)	XXX	XXX	XXX	XXX	XXX	XXX	XXX	XXX	XXX	XXX	XXX	XXX	XXX	XXX	XXX	XXX
45. Other health (d)	XXX	XXX	XXX	XXX	XXX	XXX	XXX	XXX	XXX	XXX	XXX	XXX	XXX	XXX	XXX	XXX
46. Total Accident and Health	XXX	XXX	XXX	XXX	XXX	XXX	XXX	XXX	XXX	XXX	XXX	XXX	XXX	XXX	XXX	XXX
47. Total																

NONE

(a) Includes Group Credit Life Insurance Loans less than or equal to 60 months at issue, prior year \$, current year \$ Loans greater than 60 months at issue BUT NOT GREATER THAN 120 MONTHS prior year \$, current year \$
 (b) Corporate Owned Life Insurance/BOLI: 1) Number of policies: 2) covering number of lives: 3) face amount \$
 (c) Deposit-Type Contract Considerations NOT included in Total Premiums and Annuities Considerations: Individual: \$ Group: \$ Total: \$
 (d) For health business on indicated lines report: Number of persons insured under PPO managed care products and number of persons insured under indemnity only products
 (e) For health premiums written: amount of Medicare Title XVIII exempt from state taxes or fees \$



ANNUAL STATEMENT FOR THE YEAR 2024 OF THE General Re Life Corporation
LIFE INSURANCE (STATE PAGE)^(b)

NAIC Group Code 0031

BUSINESS IN THE STATE OF New Mexico

DURING THE YEAR 2024

NAIC Company Code 86258

Line of Business	1 Premiums and Annuities Considerations	2 Other Considerations	Dividends to Policyholders/Refunds to Members				7 Total (Col. 3+4+5+6)	Claims and Benefits Paid				
			3 Paid in Cash or Left on Deposit	4 Applied to Pay Renewal Premiums	5 Applied to Provide Paid-Up Additions or Shorten the Endowment or Premium-Paying Period	6 Other		8 Death and Annuity Benefits	9 Matured Endowments	10 Surrender Values and Withdrawals for Life Contracts	11 All Other Benefits	12 Total (Sum Columns 8 through 11)
Individual Life												
1. Industrial												
2. Whole												
3. Term												
4. Indexed												
5. Universal												
6. Universal with secondary guarantees												
7. Variable												
8. Variable universal												
9. Credit												
10. Other												
11. Total Individual Life												
Group Life												
12. Whole												
13. Term												
14. Universal												
15. Variable												
16. Variable universal												
17. Credit												
18. Other												
19. Total Group Life												
Individual Annuities												
20. Fixed												
21. Indexed												
22. Variable with guarantees												
23. Variable without guarantees												
24. Life contingent payout												
25. Other												
26. Total Individual Annuities												
Group Annuities												
27. Fixed												
28. Indexed												
29. Variable with guarantees												
30. Variable without guarantees												
31. Life contingent payout												
32. Other												
33. Total Group Annuities												
Accident and Health												
34. Comprehensive individual (d)								XXX	XXX	XXX		
35. Comprehensive group (d)								XXX	XXX	XXX		
36. Medicare Supplement (d)								XXX	XXX	XXX		
37. Vision only (d)								XXX	XXX	XXX		
38. Dental only (d)								XXX	XXX	XXX		
39. Federal Employees Health Benefits Plan (d)								XXX	XXX	XXX		
40. Title XVIII Medicare (d)		(e)						XXX	XXX	XXX		
41. Title XIX Medicaid (d)								XXX	XXX	XXX		
42. Credit A&H								XXX	XXX	XXX		
43. Disability income (d)								XXX	XXX	XXX		
44. Long-term care (d)								XXX	XXX	XXX		
45. Other health (d)								XXX	XXX	XXX		
46. Total Accident and Health								XXX	XXX	XXX		
47. Total		(c)										

NONE

24-NM

ANNUAL STATEMENT FOR THE YEAR 2024 OF THE General Re Life Corporation

LIFE INSURANCE (STATE PAGE) (Continued)^(b)

NAIC Group Code 0031

BUSINESS IN THE STATE OF

New Mexico

DURING THE YEAR 2024

NAIC Company Code 86258

Direct Death Benefits, Matured Endowments Incurred and Annuity Benefits

Policy Exhibit

Line of Business	13 Incurred During Current Year	Claims Settled During Current Year								22 Unpaid December 31, Current Year	23 Issued During Year		25 Other Changes to In Force (Net)		27 In Force December 31, Current Year (b)	
		Totals Paid		Reduction by Compromise		Amount Rejected		Total Settled During Current Year			Number of Pols/ Certs	Amount	Number of Pols/ Certs	Amount	Number of Pols/ Certs	Amount
		14 Number of Pols/ Certs	15 Amount	16 Number of Pols/ Certs	17 Amount	18 Number of Pols/ Certs	19 Amount	20 Number of Pols/ Certs	21 Amount							
		23	24	25	26	27	28									
Individual Life																
1. Industrial																
2. Whole																
3. Term																
4. Indexed																
5. Universal																
6. Universal with secondary guarantees																
7. Variable																
8. Variable universal																
9. Credit																
10. Other																
11. Total Individual Life																
Group Life																
12. Whole																
13. Term																
14. Universal																
15. Variable																
16. Variable universal																
17. Credit																
18. Other																
19. Total Group Life																
Individual Annuities																
20. Fixed																
21. Indexed																
22. Variable with guarantees																
23. Variable without guarantees																
24. Life contingent payout																
25. Other																
26. Total Individual Annuities																
Group Annuities																
27. Fixed																
28. Indexed																
29. Variable with guarantees																
30. Variable without guarantees																
31. Life contingent payout																
32. Other																
33. Total Group Annuities																
Accident and Health																
34. Comprehensive individual (d)	XXX	XXX	XXX	XXX	XXX	XXX	XXX	XXX	XXX	XXX						
35. Comprehensive group (d)	XXX	XXX	XXX	XXX	XXX	XXX	XXX	XXX	XXX	XXX						
36. Medicare Supplement (d)	XXX	XXX	XXX	XXX	XXX	XXX	XXX	XXX	XXX	XXX						
37. Vision only (d)	XXX	XXX	XXX	XXX	XXX	XXX	XXX	XXX	XXX	XXX						
38. Dental only (d)	XXX	XXX	XXX	XXX	XXX	XXX	XXX	XXX	XXX	XXX						
39. Federal Employees Health Benefits Plan (d)	XXX	XXX	XXX	XXX	XXX	XXX	XXX	XXX	XXX	XXX						
40. Title XVIII Medicare (d)	XXX	XXX	XXX	XXX	XXX	XXX	XXX	XXX	XXX	XXX						
41. Title XIX Medicaid (d)	XXX	XXX	XXX	XXX	XXX	XXX	XXX	XXX	XXX	XXX						
42. Credit A&H	XXX	XXX	XXX	XXX	XXX	XXX	XXX	XXX	XXX	XXX						
43. Disability income (d)	XXX	XXX	XXX	XXX	XXX	XXX	XXX	XXX	XXX	XXX						
44. Long-term care (d)	XXX	XXX	XXX	XXX	XXX	XXX	XXX	XXX	XXX	XXX						
45. Other health (d)	XXX	XXX	XXX	XXX	XXX	XXX	XXX	XXX	XXX	XXX						
46. Total Accident and Health	XXX	XXX	XXX	XXX	XXX	XXX	XXX	XXX	XXX	XXX						
47. Total																

NONE

(a) Includes Group Credit Life Insurance Loans less than or equal to 60 months at issue, prior year \$ _____, current year \$ _____. Loans greater than 60 months at issue BUT NOT GREATER THAN 120 MONTHS prior year \$ _____, current year \$ _____.

(b) Corporate Owned Life Insurance/BOLI: 1) Number of policies: _____ 2) covering number of lives: _____ 3) face amount \$ _____.

(c) Deposit-Type Contract Considerations NOT included in Total Premiums and Annuities Considerations: Individual: \$ _____ Group: \$ _____ Total: \$ _____.

(d) For health business on indicated lines report: Number of persons insured under PPO managed care products _____ and number of persons insured under indemnity only products _____.

(e) For health premiums written: amount of Medicare Title XVIII exempt from state taxes or fees \$ _____.

24.1.NM



ANNUAL STATEMENT FOR THE YEAR 2024 OF THE General Re Life Corporation
LIFE INSURANCE (STATE PAGE)^(b)

NAIC Group Code 0031

BUSINESS IN THE STATE OF New York

DURING THE YEAR 2024

NAIC Company Code 86258

Line of Business	1 Premiums and Annuities Considerations	2 Other Considerations	Dividends to Policyholders/Refunds to Members				7 Total (Col. 3+4+5+6)	Claims and Benefits Paid				
			3 Paid in Cash or Left on Deposit	4 Applied to Pay Renewal Premiums	5 Applied to Provide Paid-Up Additions or Shorten the Endowment or Premium-Paying Period	6 Other		8 Death and Annuity Benefits	9 Matured Endowments	10 Surrender Values and Withdrawals for Life Contracts	11 All Other Benefits	12 Total (Sum Columns 8 through 11)
Individual Life												
1. Industrial												
2. Whole												
3. Term												
4. Indexed												
5. Universal												
6. Universal with secondary guarantees												
7. Variable												
8. Variable universal												
9. Credit												
10. Other												
11. Total Individual Life												
Group Life												
12. Whole												
13. Term												
14. Universal												
15. Variable												
16. Variable universal												
17. Credit												
18. Other												
19. Total Group Life												
Individual Annuities												
20. Fixed												
21. Indexed												
22. Variable with guarantees												
23. Variable without guarantees												
24. Life contingent payout												
25. Other												
26. Total Individual Annuities												
Group Annuities												
27. Fixed												
28. Indexed												
29. Variable with guarantees												
30. Variable without guarantees												
31. Life contingent payout												
32. Other												
33. Total Group Annuities												
Accident and Health												
34. Comprehensive individual (d)								XXX	XXX	XXX		
35. Comprehensive group (d)								XXX	XXX	XXX		
36. Medicare Supplement (d)								XXX	XXX	XXX		
37. Vision only (d)								XXX	XXX	XXX		
38. Dental only (d)								XXX	XXX	XXX		
39. Federal Employees Health Benefits Plan (d)								XXX	XXX	XXX		
40. Title XVIII Medicare (d)								XXX	XXX	XXX		
41. Title XIX Medicaid (d)		(e)						XXX	XXX	XXX		
42. Credit A&H (d)								XXX	XXX	XXX		
43. Disability income (d)								XXX	XXX	XXX		
44. Long-term care (d)								XXX	XXX	XXX		
45. Other health (d)								XXX	XXX	XXX		
46. Total Accident and Health								XXX	XXX	XXX		
47. Total		(c)										

NONE

24.NY

ANNUAL STATEMENT FOR THE YEAR 2024 OF THE General Re Life Corporation

LIFE INSURANCE (STATE PAGE) (Continued)^(b)

NAIC Group Code 0031

BUSINESS IN THE STATE OF

New York

DURING THE YEAR 2024

NAIC Company Code 86258

Direct Death Benefits, Matured Endowments Incurred and Annuity Benefits

Policy Exhibit

Line of Business	13 Incurred During Current Year	Claims Settled During Current Year								22 Unpaid December 31, Current Year	Issued During Year		Other Changes to In Force (Net)		In Force December 31, Current Year (b)	
		Totals Paid		Reduction by Compromise		Amount Rejected		Total Settled During Current Year			23	24	25	26	27	28
		14 Number of Pols/ Certs	15 Amount	16 Number of Pols/ Certs	17 Amount	18 Number of Pols/ Certs	19 Amount	20 Number of Pols/ Certs	21 Amount		Number of Pols/ Certs	Amount	Number of Pols/ Certs	Amount	Number of Pols/ Certs	Amount
Individual Life																
1. Industrial																
2. Whole																
3. Term																
4. Indexed																
5. Universal																
6. Universal with secondary guarantees																
7. Variable																
8. Variable universal																
9. Credit																
10. Other																
11. Total Individual Life																
Group Life																
12. Whole																
13. Term																
14. Universal																
15. Variable																
16. Variable universal																
17. Credit																
18. Other																
19. Total Group Life																
Individual Annuities																
20. Fixed																
21. Indexed																
22. Variable with guarantees																
23. Variable without guarantees																
24. Life contingent payout																
25. Other																
26. Total Individual Annuities																
Group Annuities																
27. Fixed																
28. Indexed																
29. Variable with guarantees																
30. Variable without guarantees																
31. Life contingent payout																
32. Other																
33. Total Group Annuities																
Accident and Health																
34. Comprehensive individual (d)	XXX	XXX	XXX	XXX	XXX	XXX	XXX	XXX	XXX	XXX	XXX	XXX	XXX	XXX	XXX	XXX
35. Comprehensive group (d)	XXX	XXX	XXX	XXX	XXX	XXX	XXX	XXX	XXX	XXX	XXX	XXX	XXX	XXX	XXX	XXX
36. Medicare Supplement (d)	XXX	XXX	XXX	XXX	XXX	XXX	XXX	XXX	XXX	XXX	XXX	XXX	XXX	XXX	XXX	XXX
37. Vision only (d)	XXX	XXX	XXX	XXX	XXX	XXX	XXX	XXX	XXX	XXX	XXX	XXX	XXX	XXX	XXX	XXX
38. Dental only (d)	XXX	XXX	XXX	XXX	XXX	XXX	XXX	XXX	XXX	XXX	XXX	XXX	XXX	XXX	XXX	XXX
39. Federal Employees Health Benefits Plan (d)	XXX	XXX	XXX	XXX	XXX	XXX	XXX	XXX	XXX	XXX	XXX	XXX	XXX	XXX	XXX	XXX
40. Title XVIII Medicare (d)	XXX	XXX	XXX	XXX	XXX	XXX	XXX	XXX	XXX	XXX	XXX	XXX	XXX	XXX	XXX	XXX
41. Title XIX Medicaid (d)	XXX	XXX	XXX	XXX	XXX	XXX	XXX	XXX	XXX	XXX	XXX	XXX	XXX	XXX	XXX	XXX
42. Credit A&H	XXX	XXX	XXX	XXX	XXX	XXX	XXX	XXX	XXX	XXX	XXX	XXX	XXX	XXX	XXX	XXX
43. Disability income (d)	XXX	XXX	XXX	XXX	XXX	XXX	XXX	XXX	XXX	XXX	XXX	XXX	XXX	XXX	XXX	XXX
44. Long-term care (d)	XXX	XXX	XXX	XXX	XXX	XXX	XXX	XXX	XXX	XXX	XXX	XXX	XXX	XXX	XXX	XXX
45. Other health (d)	XXX	XXX	XXX	XXX	XXX	XXX	XXX	XXX	XXX	XXX	XXX	XXX	XXX	XXX	XXX	XXX
46. Total Accident and Health	XXX	XXX	XXX	XXX	XXX	XXX	XXX	XXX	XXX	XXX	XXX	XXX	XXX	XXX	XXX	XXX
47. Total																

NONE

(a) Includes Group Credit Life Insurance Loans less than or equal to 60 months at issue, prior year \$ _____, current year \$ _____. Loans greater than 60 months at issue BUT NOT GREATER THAN 120 MONTHS prior year \$ _____, current year \$ _____.

(b) Corporate Owned Life Insurance/BOLI: 1) Number of policies: _____ 2) covering number of lives: _____ 3) face amount \$ _____.

(c) Deposit-Type Contract Considerations NOT included in Total Premiums and Annuities Considerations: Individual: \$ _____ Group: \$ _____ Total: \$ _____.

(d) For health business on indicated lines report: Number of persons insured under PPO managed care products _____ and number of persons insured under indemnity only products _____.

(e) For health premiums written: amount of Medicare Title XVIII exempt from state taxes or fees \$ _____.



ANNUAL STATEMENT FOR THE YEAR 2024 OF THE General Re Life Corporation
LIFE INSURANCE (STATE PAGE)^(b)

NAIC Group Code 0031

BUSINESS IN THE STATE OF North Carolina

DURING THE YEAR 2024

NAIC Company Code 86258

Line of Business	1 Premiums and Annuities Considerations	2 Other Considerations	Dividends to Policyholders/Refunds to Members				7 Total (Col. 3+4+5+6)	Claims and Benefits Paid				
			3 Paid in Cash or Left on Deposit	4 Applied to Pay Renewal Premiums	5 Applied to Provide Paid-Up Additions or Shorten the Endowment or Premium-Paying Period	6 Other		8 Death and Annuity Benefits	9 Matured Endowments	10 Surrender Values and Withdrawals for Life Contracts	11 All Other Benefits	12 Total (Sum Columns 8 through 11)
Individual Life												
1. Industrial												
2. Whole												
3. Term												
4. Indexed												
5. Universal												
6. Universal with secondary guarantees												
7. Variable												
8. Variable universal												
9. Credit												
10. Other												
11. Total Individual Life												
Group Life												
12. Whole												
13. Term												
14. Universal												
15. Variable												
16. Variable universal												
17. Credit												
18. Other												
19. Total Group Life												
Individual Annuities												
20. Fixed												
21. Indexed												
22. Variable with guarantees												
23. Variable without guarantees												
24. Life contingent payout												
25. Other												
26. Total Individual Annuities												
Group Annuities												
27. Fixed												
28. Indexed												
29. Variable with guarantees												
30. Variable without guarantees												
31. Life contingent payout												
32. Other												
33. Total Group Annuities												
Accident and Health												
34. Comprehensive individual (d)								XXX	XXX	XXX		
35. Comprehensive group (d)								XXX	XXX	XXX		
36. Medicare Supplement (d)								XXX	XXX	XXX		
37. Vision only (d)								XXX	XXX	XXX		
38. Dental only (d)								XXX	XXX	XXX		
39. Federal Employees Health Benefits Plan (d)								XXX	XXX	XXX		
40. Title XVIII Medicare (d)								XXX	XXX	XXX		
41. Title XIX Medicaid (d)		(e)						XXX	XXX	XXX		
42. Credit A&H								XXX	XXX	XXX		
43. Disability income (d)								XXX	XXX	XXX		
44. Long-term care (d)								XXX	XXX	XXX		
45. Other health (d)								XXX	XXX	XXX		
46. Total Accident and Health								XXX	XXX	XXX		
47. Total		(c)										

NONE

24 NC

ANNUAL STATEMENT FOR THE YEAR 2024 OF THE General Re Life Corporation

LIFE INSURANCE (STATE PAGE) (Continued)^(b)

NAIC Group Code 0031

BUSINESS IN THE STATE OF

North Carolina

DURING THE YEAR 2024

NAIC Company Code 86258

Direct Death Benefits, Matured Endowments Incurred and Annuity Benefits

Policy Exhibit

Line of Business	13 Incurred During Current Year	Claims Settled During Current Year								22 Unpaid December 31, Current Year	Issued During Year		Other Changes to In Force (Net)		In Force December 31, Current Year (b)	
		Totals Paid		Reduction by Compromise		Amount Rejected		Total Settled During Current Year			23	24	25	26	27	28
		14 Number of Pols/ Certs	15 Amount	16 Number of Pols/ Certs	17 Amount	18 Number of Pols/ Certs	19 Amount	20 Number of Pols/ Certs	21 Amount		Number of Pols/ Certs	Amount	Number of Pols/ Certs	Amount	Number of Pols/ Certs	Amount
Individual Life																
1. Industrial																
2. Whole																
3. Term																
4. Indexed																
5. Universal																
6. Universal with secondary guarantees																
7. Variable																
8. Variable universal																
9. Credit																
10. Other																
11. Total Individual Life																
Group Life																
12. Whole																
13. Term																
14. Universal																
15. Variable																
16. Variable universal																
17. Credit																
18. Other																
19. Total Group Life																
Individual Annuities																
20. Fixed																
21. Indexed																
22. Variable with guarantees																
23. Variable without guarantees																
24. Life contingent payout																
25. Other																
26. Total Individual Annuities																
Group Annuities																
27. Fixed																
28. Indexed																
29. Variable with guarantees																
30. Variable without guarantees																
31. Life contingent payout																
32. Other																
33. Total Group Annuities																
Accident and Health																
34. Comprehensive individual (d)	XXX	XXX	XXX	XXX	XXX	XXX	XXX	XXX	XXX	XXX	XXX	XXX	XXX	XXX	XXX	XXX
35. Comprehensive group (d)	XXX	XXX	XXX	XXX	XXX	XXX	XXX	XXX	XXX	XXX	XXX	XXX	XXX	XXX	XXX	XXX
36. Medicare Supplement (d)	XXX	XXX	XXX	XXX	XXX	XXX	XXX	XXX	XXX	XXX	XXX	XXX	XXX	XXX	XXX	XXX
37. Vision only (d)	XXX	XXX	XXX	XXX	XXX	XXX	XXX	XXX	XXX	XXX	XXX	XXX	XXX	XXX	XXX	XXX
38. Dental only (d)	XXX	XXX	XXX	XXX	XXX	XXX	XXX	XXX	XXX	XXX	XXX	XXX	XXX	XXX	XXX	XXX
39. Federal Employees Health Benefits Plan (d)	XXX	XXX	XXX	XXX	XXX	XXX	XXX	XXX	XXX	XXX	XXX	XXX	XXX	XXX	XXX	XXX
40. Title XVIII Medicare (d)	XXX	XXX	XXX	XXX	XXX	XXX	XXX	XXX	XXX	XXX	XXX	XXX	XXX	XXX	XXX	XXX
41. Title XIX Medicaid (d)	XXX	XXX	XXX	XXX	XXX	XXX	XXX	XXX	XXX	XXX	XXX	XXX	XXX	XXX	XXX	XXX
42. Credit A&H	XXX	XXX	XXX	XXX	XXX	XXX	XXX	XXX	XXX	XXX	XXX	XXX	XXX	XXX	XXX	XXX
43. Disability income (d)	XXX	XXX	XXX	XXX	XXX	XXX	XXX	XXX	XXX	XXX	XXX	XXX	XXX	XXX	XXX	XXX
44. Long-term care (d)	XXX	XXX	XXX	XXX	XXX	XXX	XXX	XXX	XXX	XXX	XXX	XXX	XXX	XXX	XXX	XXX
45. Other health (d)	XXX	XXX	XXX	XXX	XXX	XXX	XXX	XXX	XXX	XXX	XXX	XXX	XXX	XXX	XXX	XXX
46. Total Accident and Health	XXX	XXX	XXX	XXX	XXX	XXX	XXX	XXX	XXX	XXX	XXX	XXX	XXX	XXX	XXX	XXX
47. Total																

NONE

(a) Includes Group Credit Life Insurance Loans less than or equal to 60 months at issue, prior year \$ _____, current year \$ _____. Loans greater than 60 months at issue BUT NOT GREATER THAN 120 MONTHS prior year \$ _____, current year \$ _____.

(b) Corporate Owned Life Insurance/BOLI: 1) Number of policies: _____ 2) covering number of lives: _____ 3) face amount \$ _____.

(c) Deposit-Type Contract Considerations NOT included in Total Premiums and Annuities Considerations: Individual: \$ _____ Group: \$ _____ Total: \$ _____.

(d) For health business on indicated lines report: Number of persons insured under PPO managed care products _____ and number of persons insured under indemnity only products _____.

(e) For health premiums written: amount of Medicare Title XVIII exempt from state taxes or fees \$ _____.

24.1.NC



ANNUAL STATEMENT FOR THE YEAR 2024 OF THE General Re Life Corporation
LIFE INSURANCE (STATE PAGE)^(b)

NAIC Group Code 0031

BUSINESS IN THE STATE OF North Dakota

DURING THE YEAR 2024

NAIC Company Code 86258

Line of Business	1 Premiums and Annuities Considerations	2 Other Considerations	Dividends to Policyholders/Refunds to Members				7 Total (Col. 3+4+5+6)	Claims and Benefits Paid				
			3 Paid in Cash or Left on Deposit	4 Applied to Pay Renewal Premiums	5 Applied to Provide Paid-Up Additions or Shorten the Endowment or Premium-Paying Period	6 Other		8 Death and Annuity Benefits	9 Matured Endowments	10 Surrender Values and Withdrawals for Life Contracts	11 All Other Benefits	12 Total (Sum Columns 8 through 11)
Individual Life												
1. Industrial												
2. Whole												
3. Term												
4. Indexed												
5. Universal												
6. Universal with secondary guarantees												
7. Variable												
8. Variable universal												
9. Credit												
10. Other												
11. Total Individual Life												
Group Life												
12. Whole												
13. Term												
14. Universal												
15. Variable												
16. Variable universal												
17. Credit												
18. Other												
19. Total Group Life												
Individual Annuities												
20. Fixed												
21. Indexed												
22. Variable with guarantees												
23. Variable without guarantees												
24. Life contingent payout												
25. Other												
26. Total Individual Annuities												
Group Annuities												
27. Fixed												
28. Indexed												
29. Variable with guarantees												
30. Variable without guarantees												
31. Life contingent payout												
32. Other												
33. Total Group Annuities												
Accident and Health												
34. Comprehensive individual (d)								XXX	XXX	XXX		
35. Comprehensive group (d)								XXX	XXX	XXX		
36. Medicare Supplement (d)								XXX	XXX	XXX		
37. Vision only (d)								XXX	XXX	XXX		
38. Dental only (d)								XXX	XXX	XXX		
39. Federal Employees Health Benefits Plan (d)								XXX	XXX	XXX		
40. Title XVIII Medicare (d)		(e)						XXX	XXX	XXX		
41. Title XIX Medicaid (d)								XXX	XXX	XXX		
42. Credit A&H								XXX	XXX	XXX		
43. Disability income (d)								XXX	XXX	XXX		
44. Long-term care (d)								XXX	XXX	XXX		
45. Other health (d)								XXX	XXX	XXX		
46. Total Accident and Health								XXX	XXX	XXX		
47. Total		(c)										

NONE

24.ND

ANNUAL STATEMENT FOR THE YEAR 2024 OF THE General Re Life Corporation

LIFE INSURANCE (STATE PAGE) (Continued)^(b)

NAIC Group Code 0031

BUSINESS IN THE STATE OF

North Dakota

DURING THE YEAR 2024

NAIC Company Code 86258

Direct Death Benefits, Matured Endowments Incurred and Annuity Benefits

Policy Exhibit

Line of Business	13 Incurred During Current Year	Claims Settled During Current Year								22 Unpaid December 31, Current Year	Issued During Year		Other Changes to In Force (Net)		In Force December 31, Current Year (b)	
		Totals Paid		Reduction by Compromise		Amount Rejected		Total Settled During Current Year			23	24	25	26	27	28
		14 Number of Pols/ Certs	15 Amount	16 Number of Pols/ Certs	17 Amount	18 Number of Pols/ Certs	19 Amount	20 Number of Pols/ Certs	21 Amount		Number of Pols/ Certs	Amount	Number of Pols/ Certs	Amount	Number of Pols/ Certs	Amount
Individual Life																
1. Industrial																
2. Whole																
3. Term																
4. Indexed																
5. Universal																
6. Universal with secondary guarantees																
7. Variable																
8. Variable universal																
9. Credit																
10. Other																
11. Total Individual Life																
Group Life																
12. Whole																
13. Term																
14. Universal																
15. Variable																
16. Variable universal																
17. Credit																
18. Other																
19. Total Group Life																
Individual Annuities																
20. Fixed																
21. Indexed																
22. Variable with guarantees																
23. Variable without guarantees																
24. Life contingent payout																
25. Other																
26. Total Individual Annuities																
Group Annuities																
27. Fixed																
28. Indexed																
29. Variable with guarantees																
30. Variable without guarantees																
31. Life contingent payout																
32. Other																
33. Total Group Annuities																
Accident and Health																
34. Comprehensive individual (d)	XXX	XXX	XXX	XXX	XXX	XXX	XXX	XXX	XXX	XXX	XXX	XXX	XXX	XXX	XXX	XXX
35. Comprehensive group (d)	XXX	XXX	XXX	XXX	XXX	XXX	XXX	XXX	XXX	XXX	XXX	XXX	XXX	XXX	XXX	XXX
36. Medicare Supplement (d)	XXX	XXX	XXX	XXX	XXX	XXX	XXX	XXX	XXX	XXX	XXX	XXX	XXX	XXX	XXX	XXX
37. Vision only (d)	XXX	XXX	XXX	XXX	XXX	XXX	XXX	XXX	XXX	XXX	XXX	XXX	XXX	XXX	XXX	XXX
38. Dental only (d)	XXX	XXX	XXX	XXX	XXX	XXX	XXX	XXX	XXX	XXX	XXX	XXX	XXX	XXX	XXX	XXX
39. Federal Employees Health Benefits Plan (d)	XXX	XXX	XXX	XXX	XXX	XXX	XXX	XXX	XXX	XXX	XXX	XXX	XXX	XXX	XXX	XXX
40. Title XVIII Medicare (d)	XXX	XXX	XXX	XXX	XXX	XXX	XXX	XXX	XXX	XXX	XXX	XXX	XXX	XXX	XXX	XXX
41. Title XIX Medicaid (d)	XXX	XXX	XXX	XXX	XXX	XXX	XXX	XXX	XXX	XXX	XXX	XXX	XXX	XXX	XXX	XXX
42. Credit A&H	XXX	XXX	XXX	XXX	XXX	XXX	XXX	XXX	XXX	XXX	XXX	XXX	XXX	XXX	XXX	XXX
43. Disability income (d)	XXX	XXX	XXX	XXX	XXX	XXX	XXX	XXX	XXX	XXX	XXX	XXX	XXX	XXX	XXX	XXX
44. Long-term care (d)	XXX	XXX	XXX	XXX	XXX	XXX	XXX	XXX	XXX	XXX	XXX	XXX	XXX	XXX	XXX	XXX
45. Other health (d)	XXX	XXX	XXX	XXX	XXX	XXX	XXX	XXX	XXX	XXX	XXX	XXX	XXX	XXX	XXX	XXX
46. Total Accident and Health	XXX	XXX	XXX	XXX	XXX	XXX	XXX	XXX	XXX	XXX	XXX	XXX	XXX	XXX	XXX	XXX
47. Total																

NONE

(a) Includes Group Credit Life Insurance Loans less than or equal to 60 months at issue, prior year \$ _____, current year \$ _____. Loans greater than 60 months at issue BUT NOT GREATER THAN 120 MONTHS prior year \$ _____, current year \$ _____.

(b) Corporate Owned Life Insurance/BOLI: 1) Number of policies: _____ 2) covering number of lives: _____ 3) face amount \$ _____.

(c) Deposit-Type Contract Considerations NOT included in Total Premiums and Annuities Considerations: Individual: \$ _____ Group: \$ _____ Total: \$ _____.

(d) For health business on indicated lines report: Number of persons insured under PPO managed care products _____ and number of persons insured under indemnity only products _____.

(e) For health premiums written: amount of Medicare Title XVIII exempt from state taxes or fees \$ _____.

24.1.ND



ANNUAL STATEMENT FOR THE YEAR 2024 OF THE General Re Life Corporation
LIFE INSURANCE (STATE PAGE)^(b)

NAIC Group Code 0031

BUSINESS IN THE STATE OF Ohio

DURING THE YEAR 2024

NAIC Company Code 86258

Line of Business	1 Premiums and Annuities Considerations	2 Other Considerations	Dividends to Policyholders/Refunds to Members				7 Total (Col. 3+4+5+6)	Claims and Benefits Paid				
			3 Paid in Cash or Left on Deposit	4 Applied to Pay Renewal Premiums	5 Applied to Provide Paid-Up Additions or Shorten the Endowment or Premium-Paying Period	6 Other		8 Death and Annuity Benefits	9 Matured Endowments	10 Surrender Values and Withdrawals for Life Contracts	11 All Other Benefits	12 Total (Sum Columns 8 through 11)
Individual Life												
1. Industrial												
2. Whole												
3. Term												
4. Indexed												
5. Universal												
6. Universal with secondary guarantees												
7. Variable												
8. Variable universal												
9. Credit												
10. Other												
11. Total Individual Life												
Group Life												
12. Whole												
13. Term												
14. Universal												
15. Variable												
16. Variable universal												
17. Credit												
18. Other												
19. Total Group Life												
Individual Annuities												
20. Fixed												
21. Indexed												
22. Variable with guarantees												
23. Variable without guarantees												
24. Life contingent payout												
25. Other												
26. Total Individual Annuities												
Group Annuities												
27. Fixed												
28. Indexed												
29. Variable with guarantees												
30. Variable without guarantees												
31. Life contingent payout												
32. Other												
33. Total Group Annuities												
Accident and Health												
34. Comprehensive individual (d)								XXX	XXX	XXX		
35. Comprehensive group (d)								XXX	XXX	XXX		
36. Medicare Supplement (d)								XXX	XXX	XXX		
37. Vision only (d)								XXX	XXX	XXX		
38. Dental only (d)								XXX	XXX	XXX		
39. Federal Employees Health Benefits Plan (d)								XXX	XXX	XXX		
40. Title XVIII Medicare (d)		(e)						XXX	XXX	XXX		
41. Title XIX Medicaid (d)								XXX	XXX	XXX		
42. Credit A&H								XXX	XXX	XXX		
43. Disability income (d)								XXX	XXX	XXX		
44. Long-term care (d)								XXX	XXX	XXX		
45. Other health (d)								XXX	XXX	XXX		
46. Total Accident and Health								XXX	XXX	XXX		
47. Total		(c)										

NONE

24.OH

ANNUAL STATEMENT FOR THE YEAR 2024 OF THE General Re Life Corporation

LIFE INSURANCE (STATE PAGE) (Continued)^(b)

NAIC Group Code 0031

BUSINESS IN THE STATE OF Ohio

DURING THE YEAR 2024

NAIC Company Code 86258

Line of Business	13 Incurred During Current Year	13 Direct Death Benefits, Matured Endowments Incurred and Annuity Benefits Claims Settled During Current Year								22 Unpaid December 31, Current Year	22 Issued During Year		22 Other Changes to In Force (Net)		22 In Force December 31, Current Year (b)	
		Totals Paid		Reduction by Compromise		Amount Rejected		Total Settled During Current Year			23 Number of Pols/Certs	24 Amount	25 Number of Pols/Certs	26 Amount	27 Number of Pols/Certs	28 Amount
		14 Number of Pols/Certs	15 Amount	16 Number of Pols/Certs	17 Amount	18 Number of Pols/Certs	19 Amount	20 Number of Pols/Certs	21 Amount							
Individual Life																
1. Industrial																
2. Whole																
3. Term																
4. Indexed																
5. Universal																
6. Universal with secondary guarantees																
7. Variable																
8. Variable universal																
9. Credit																
10. Other																
11. Total Individual Life																
Group Life																
12. Whole																
13. Term																
14. Universal																
15. Variable																
16. Variable universal																
17. Credit																
18. Other																
19. Total Group Life																
Individual Annuities																
20. Fixed																
21. Indexed																
22. Variable with guarantees																
23. Variable without guarantees																
24. Life contingent payout																
25. Other																
26. Total Individual Annuities																
Group Annuities																
27. Fixed																
28. Indexed																
29. Variable with guarantees																
30. Variable without guarantees																
31. Life contingent payout																
32. Other																
33. Total Group Annuities																
Accident and Health																
34. Comprehensive individual (d)	XXX	XXX	XXX	XXX	XXX	XXX	XXX	XXX	XXX	XXX	XXX	XXX	XXX	XXX	XXX	
35. Comprehensive group (d)	XXX	XXX	XXX	XXX	XXX	XXX	XXX	XXX	XXX	XXX	XXX	XXX	XXX	XXX	XXX	
36. Medicare Supplement (d)	XXX	XXX	XXX	XXX	XXX	XXX	XXX	XXX	XXX	XXX	XXX	XXX	XXX	XXX	XXX	
37. Vision only (d)	XXX	XXX	XXX	XXX	XXX	XXX	XXX	XXX	XXX	XXX	XXX	XXX	XXX	XXX	XXX	
38. Dental only (d)	XXX	XXX	XXX	XXX	XXX	XXX	XXX	XXX	XXX	XXX	XXX	XXX	XXX	XXX	XXX	
39. Federal Employees Health Benefits Plan (d)	XXX	XXX	XXX	XXX	XXX	XXX	XXX	XXX	XXX	XXX	XXX	XXX	XXX	XXX	XXX	
40. Title XVIII Medicare (d)	XXX	XXX	XXX	XXX	XXX	XXX	XXX	XXX	XXX	XXX	XXX	XXX	XXX	XXX	XXX	
41. Title XIX Medicaid (d)	XXX	XXX	XXX	XXX	XXX	XXX	XXX	XXX	XXX	XXX	XXX	XXX	XXX	XXX	XXX	
42. Credit A&H	XXX	XXX	XXX	XXX	XXX	XXX	XXX	XXX	XXX	XXX	XXX	XXX	XXX	XXX	XXX	
43. Disability income (d)	XXX	XXX	XXX	XXX	XXX	XXX	XXX	XXX	XXX	XXX	XXX	XXX	XXX	XXX	XXX	
44. Long-term care (d)	XXX	XXX	XXX	XXX	XXX	XXX	XXX	XXX	XXX	XXX	XXX	XXX	XXX	XXX	XXX	
45. Other health (d)	XXX	XXX	XXX	XXX	XXX	XXX	XXX	XXX	XXX	XXX	XXX	XXX	XXX	XXX	XXX	
46. Total Accident and Health	XXX	XXX	XXX	XXX	XXX	XXX	XXX	XXX	XXX	XXX	XXX	XXX	XXX	XXX	XXX	
47. Total																

NONE

(a) Includes Group Credit Life Insurance Loans less than or equal to 60 months at issue, prior year \$ _____, current year \$ _____. Loans greater than 60 months at issue BUT NOT GREATER THAN 120 MONTHS prior year \$ _____, current year \$ _____.

(b) Corporate Owned Life Insurance/BOLI: 1) Number of policies: _____ 2) covering number of lives: _____ 3) face amount \$ _____.

(c) Deposit-Type Contract Considerations NOT included in Total Premiums and Annuities Considerations: Individual: \$ _____ Group: \$ _____ Total: \$ _____.

(d) For health business on indicated lines report: Number of persons insured under PPO managed care products _____ and number of persons insured under indemnity only products _____.

(e) For health premiums written: amount of Medicare Title XVIII exempt from state taxes or fees \$ _____.

24.1.OH



ANNUAL STATEMENT FOR THE YEAR 2024 OF THE General Re Life Corporation
LIFE INSURANCE (STATE PAGE)^(b)

NAIC Group Code 0031

BUSINESS IN THE STATE OF Oklahoma

DURING THE YEAR 2024

NAIC Company Code 86258

Line of Business	1 Premiums and Annuities Considerations	2 Other Considerations	Dividends to Policyholders/Refunds to Members				7 Total (Col. 3+4+5+6)	Claims and Benefits Paid				
			3 Paid in Cash or Left on Deposit	4 Applied to Pay Renewal Premiums	5 Applied to Provide Paid-Up Additions or Shorten the Endowment or Premium-Paying Period	6 Other		8 Death and Annuity Benefits	9 Matured Endowments	10 Surrender Values and Withdrawals for Life Contracts	11 All Other Benefits	12 Total (Sum Columns 8 through 11)
Individual Life												
1. Industrial												
2. Whole												
3. Term												
4. Indexed												
5. Universal												
6. Universal with secondary guarantees												
7. Variable												
8. Variable universal												
9. Credit												
10. Other												
11. Total Individual Life												
Group Life												
12. Whole												
13. Term												
14. Universal												
15. Variable												
16. Variable universal												
17. Credit												
18. Other												
19. Total Group Life												
Individual Annuities												
20. Fixed												
21. Indexed												
22. Variable with guarantees												
23. Variable without guarantees												
24. Life contingent payout												
25. Other												
26. Total Individual Annuities												
Group Annuities												
27. Fixed												
28. Indexed												
29. Variable with guarantees												
30. Variable without guarantees												
31. Life contingent payout												
32. Other												
33. Total Group Annuities												
Accident and Health												
34. Comprehensive individual (d)								XXX	XXX	XXX		
35. Comprehensive group (d)								XXX	XXX	XXX		
36. Medicare Supplement (d)								XXX	XXX	XXX		
37. Vision only (d)								XXX	XXX	XXX		
38. Dental only (d)								XXX	XXX	XXX		
39. Federal Employees Health Benefits Plan (d)								XXX	XXX	XXX		
40. Title XVIII Medicare (d)								XXX	XXX	XXX		
41. Title XIX Medicaid (d)		(e)						XXX	XXX	XXX		
42. Credit A&H (d)								XXX	XXX	XXX		
43. Disability income (d)								XXX	XXX	XXX		
44. Long-term care (d)								XXX	XXX	XXX		
45. Other health (d)								XXX	XXX	XXX		
46. Total Accident and Health								XXX	XXX	XXX		
47. Total		(c)										

NONE

24 OK

ANNUAL STATEMENT FOR THE YEAR 2024 OF THE General Re Life Corporation

LIFE INSURANCE (STATE PAGE) (Continued)^(b)

NAIC Group Code 0031

BUSINESS IN THE STATE OF

Oklahoma

DURING THE YEAR 2024

NAIC Company Code 86258

Line of Business	13 Incurred During Current Year	13 Direct Death Benefits, Matured Endowments Incurred and Annuity Benefits Claims Settled During Current Year								22 Unpaid December 31, Current Year	22 Issued During Year		22 Other Changes to In Force (Net)		22 In Force December 31, Current Year (b)	
		Totals Paid		Reduction by Compromise		Amount Rejected		Total Settled During Current Year			23 Number of Pols/ Certs	24 Amount	25 Number of Pols/ Certs	26 Amount	27 Number of Pols/ Certs	28 Amount
		14 Number of Pols/ Certs	15 Amount	16 Number of Pols/ Certs	17 Amount	18 Number of Pols/ Certs	19 Amount	20 Number of Pols/ Certs	21 Amount							
Individual Life																
1. Industrial																
2. Whole																
3. Term																
4. Indexed																
5. Universal																
6. Universal with secondary guarantees																
7. Variable																
8. Variable universal																
9. Credit																
10. Other																
11. Total Individual Life																
Group Life																
12. Whole																
13. Term																
14. Universal																
15. Variable																
16. Variable universal																
17. Credit																
18. Other																
19. Total Group Life																
Individual Annuities																
20. Fixed																
21. Indexed																
22. Variable with guarantees																
23. Variable without guarantees																
24. Life contingent payout																
25. Other																
26. Total Individual Annuities																
Group Annuities																
27. Fixed																
28. Indexed																
29. Variable with guarantees																
30. Variable without guarantees																
31. Life contingent payout																
32. Other																
33. Total Group Annuities																
Accident and Health																
34. Comprehensive individual (d)	XXX	XXX	XXX	XXX	XXX	XXX	XXX	XXX	XXX	XXX	XXX	XXX	XXX	XXX	XXX	
35. Comprehensive group (d)	XXX	XXX	XXX	XXX	XXX	XXX	XXX	XXX	XXX	XXX	XXX	XXX	XXX	XXX	XXX	
36. Medicare Supplement (d)	XXX	XXX	XXX	XXX	XXX	XXX	XXX	XXX	XXX	XXX	XXX	XXX	XXX	XXX	XXX	
37. Vision only (d)	XXX	XXX	XXX	XXX	XXX	XXX	XXX	XXX	XXX	XXX	XXX	XXX	XXX	XXX	XXX	
38. Dental only (d)	XXX	XXX	XXX	XXX	XXX	XXX	XXX	XXX	XXX	XXX	XXX	XXX	XXX	XXX	XXX	
39. Federal Employees Health Benefits Plan (d)	XXX	XXX	XXX	XXX	XXX	XXX	XXX	XXX	XXX	XXX	XXX	XXX	XXX	XXX	XXX	
40. Title XVIII Medicare (d)	XXX	XXX	XXX	XXX	XXX	XXX	XXX	XXX	XXX	XXX	XXX	XXX	XXX	XXX	XXX	
41. Title XIX Medicaid (d)	XXX	XXX	XXX	XXX	XXX	XXX	XXX	XXX	XXX	XXX	XXX	XXX	XXX	XXX	XXX	
42. Credit A&H	XXX	XXX	XXX	XXX	XXX	XXX	XXX	XXX	XXX	XXX	XXX	XXX	XXX	XXX	XXX	
43. Disability income (d)	XXX	XXX	XXX	XXX	XXX	XXX	XXX	XXX	XXX	XXX	XXX	XXX	XXX	XXX	XXX	
44. Long-term care (d)	XXX	XXX	XXX	XXX	XXX	XXX	XXX	XXX	XXX	XXX	XXX	XXX	XXX	XXX	XXX	
45. Other health (d)	XXX	XXX	XXX	XXX	XXX	XXX	XXX	XXX	XXX	XXX	XXX	XXX	XXX	XXX	XXX	
46. Total Accident and Health	XXX	XXX	XXX	XXX	XXX	XXX	XXX	XXX	XXX	XXX	XXX	XXX	XXX	XXX	XXX	
47. Total																

NONE

(a) Includes Group Credit Life Insurance Loans less than or equal to 60 months at issue, prior year \$ _____, current year \$ _____. Loans greater than 60 months at issue BUT NOT GREATER THAN 120 MONTHS prior year \$ _____, current year \$ _____.

(b) Corporate Owned Life Insurance/BOLI: 1) Number of policies: _____ 2) covering number of lives: _____ 3) face amount \$ _____.

(c) Deposit-Type Contract Considerations NOT included in Total Premiums and Annuities Considerations: Individual: \$ _____ Group: \$ _____ Total: \$ _____.

(d) For health business on indicated lines report: Number of persons insured under PPO managed care products _____ and number of persons insured under indemnity only products _____.

(e) For health premiums written: amount of Medicare Title XVIII exempt from state taxes or fees \$ _____.

24.1 OK



ANNUAL STATEMENT FOR THE YEAR 2024 OF THE General Re Life Corporation
LIFE INSURANCE (STATE PAGE)^(b)

NAIC Group Code 0031

BUSINESS IN THE STATE OF Oregon

DURING THE YEAR 2024

NAIC Company Code 86258

Line of Business	1 Premiums and Annuities Considerations	2 Other Considerations	Dividends to Policyholders/Refunds to Members				7 Total (Col. 3+4+5+6)	Claims and Benefits Paid				
			3 Paid in Cash or Left on Deposit	4 Applied to Pay Renewal Premiums	5 Applied to Provide Paid-Up Additions or Shorten the Endowment or Premium-Paying Period	6 Other		8 Death and Annuity Benefits	9 Matured Endowments	10 Surrender Values and Withdrawals for Life Contracts	11 All Other Benefits	12 Total (Sum Columns 8 through 11)
Individual Life												
1. Industrial												
2. Whole												
3. Term												
4. Indexed												
5. Universal												
6. Universal with secondary guarantees												
7. Variable												
8. Variable universal												
9. Credit												
10. Other												
11. Total Individual Life												
Group Life												
12. Whole												
13. Term												
14. Universal												
15. Variable												
16. Variable universal												
17. Credit												
18. Other												
19. Total Group Life												
Individual Annuities												
20. Fixed												
21. Indexed												
22. Variable with guarantees												
23. Variable without guarantees												
24. Life contingent payout												
25. Other												
26. Total Individual Annuities												
Group Annuities												
27. Fixed												
28. Indexed												
29. Variable with guarantees												
30. Variable without guarantees												
31. Life contingent payout												
32. Other												
33. Total Group Annuities												
Accident and Health												
34. Comprehensive individual (d)								XXX	XXX	XXX		
35. Comprehensive group (d)								XXX	XXX	XXX		
36. Medicare Supplement (d)								XXX	XXX	XXX		
37. Vision only (d)								XXX	XXX	XXX		
38. Dental only (d)								XXX	XXX	XXX		
39. Federal Employees Health Benefits Plan (d)								XXX	XXX	XXX		
40. Title XVIII Medicare (d)								XXX	XXX	XXX		
41. Title XIX Medicaid (d)		(e)						XXX	XXX	XXX		
42. Credit A&H								XXX	XXX	XXX		
43. Disability income (d)								XXX	XXX	XXX		
44. Long-term care (d)								XXX	XXX	XXX		
45. Other health (d)								XXX	XXX	XXX		
46. Total Accident and Health								XXX	XXX	XXX		
47. Total		(c)										

NONE

24 OR

ANNUAL STATEMENT FOR THE YEAR 2024 OF THE General Re Life Corporation

LIFE INSURANCE (STATE PAGE) (Continued)^(b)

NAIC Group Code 0031

BUSINESS IN THE STATE OF Oregon

DURING THE YEAR 2024

NAIC Company Code 86258

Line of Business	13 Incurred During Current Year	Direct Death Benefits, Matured Endowments Incurred and Annuity Benefits								22 Unpaid December 31, Current Year	Policy Exhibit					
		Claims Settled During Current Year									23 Issued During Year		25 Other Changes to In Force (Net)		27 In Force December 31, Current Year (b)	
		Totals Paid		Reduction by Compromise		Amount Rejected		Total Settled During Current Year			24 Number of Pols/ Certs	24 Amount	26 Number of Pols/ Certs	26 Amount	28 Number of Pols/ Certs	28 Amount
		14 Number of Pols/ Certs	15 Amount	16 Number of Pols/ Certs	17 Amount	18 Number of Pols/ Certs	19 Amount	20 Number of Pols/ Certs	21 Amount							
Individual Life																
1. Industrial																
2. Whole																
3. Term																
4. Indexed																
5. Universal																
6. Universal with secondary guarantees																
7. Variable																
8. Variable universal																
9. Credit																
10. Other																
11. Total Individual Life																
Group Life																
12. Whole																
13. Term																
14. Universal																
15. Variable																
16. Variable universal																
17. Credit																
18. Other																
19. Total Group Life																
Individual Annuities																
20. Fixed																
21. Indexed																
22. Variable with guarantees																
23. Variable without guarantees																
24. Life contingent payout																
25. Other																
26. Total Individual Annuities																
Group Annuities																
27. Fixed																
28. Indexed																
29. Variable with guarantees																
30. Variable without guarantees																
31. Life contingent payout																
32. Other																
33. Total Group Annuities																
Accident and Health																
34. Comprehensive individual (d)	XXX	XXX	XXX	XXX	XXX	XXX	XXX	XXX	XXX	XXX						
35. Comprehensive group (d)	XXX	XXX	XXX	XXX	XXX	XXX	XXX	XXX	XXX	XXX						
36. Medicare Supplement (d)	XXX	XXX	XXX	XXX	XXX	XXX	XXX	XXX	XXX	XXX						
37. Vision only (d)	XXX	XXX	XXX	XXX	XXX	XXX	XXX	XXX	XXX	XXX						
38. Dental only (d)	XXX	XXX	XXX	XXX	XXX	XXX	XXX	XXX	XXX	XXX						
39. Federal Employees Health Benefits Plan (d)	XXX	XXX	XXX	XXX	XXX	XXX	XXX	XXX	XXX	XXX						
40. Title XVIII Medicare (d)	XXX	XXX	XXX	XXX	XXX	XXX	XXX	XXX	XXX	XXX						
41. Title XIX Medicaid (d)	XXX	XXX	XXX	XXX	XXX	XXX	XXX	XXX	XXX	XXX						
42. Credit A&H	XXX	XXX	XXX	XXX	XXX	XXX	XXX	XXX	XXX	XXX						
43. Disability income (d)	XXX	XXX	XXX	XXX	XXX	XXX	XXX	XXX	XXX	XXX						
44. Long-term care (d)	XXX	XXX	XXX	XXX	XXX	XXX	XXX	XXX	XXX	XXX						
45. Other health (d)	XXX	XXX	XXX	XXX	XXX	XXX	XXX	XXX	XXX	XXX						
46. Total Accident and Health	XXX	XXX	XXX	XXX	XXX	XXX	XXX	XXX	XXX	XXX						
47. Total																

NONE

(a) Includes Group Credit Life Insurance Loans less than or equal to 60 months at issue, prior year \$ _____, current year \$ _____. Loans greater than 60 months at issue BUT NOT GREATER THAN 120 MONTHS prior year \$ _____, current year \$ _____.

(b) Corporate Owned Life Insurance/BOLI: 1) Number of policies: _____ 2) covering number of lives: _____ 3) face amount \$ _____.

(c) Deposit-Type Contract Considerations NOT included in Total Premiums and Annuities Considerations: Individual: \$ _____ Group: \$ _____ Total: \$ _____.

(d) For health business on indicated lines report: Number of persons insured under PPO managed care products _____ and number of persons insured under indemnity only products _____.

(e) For health premiums written: amount of Medicare Title XVIII exempt from state taxes or fees \$ _____.

24.1 OR



ANNUAL STATEMENT FOR THE YEAR 2024 OF THE General Re Life Corporation
LIFE INSURANCE (STATE PAGE)^(b)

NAIC Group Code 0031

BUSINESS IN THE STATE OF Pennsylvania

DURING THE YEAR 2024

NAIC Company Code 86258

Line of Business	1 Premiums and Annuities Considerations	2 Other Considerations	Dividends to Policyholders/Refunds to Members				7 Total (Col. 3+4+5+6)	Claims and Benefits Paid				
			3 Paid in Cash or Left on Deposit	4 Applied to Pay Renewal Premiums	5 Applied to Provide Paid-Up Additions or Shorten the Endowment or Premium-Paying Period	6 Other		8 Death and Annuity Benefits	9 Matured Endowments	10 Surrender Values and Withdrawals for Life Contracts	11 All Other Benefits	12 Total (Sum Columns 8 through 11)
Individual Life												
1. Industrial												
2. Whole												
3. Term												
4. Indexed												
5. Universal												
6. Universal with secondary guarantees												
7. Variable												
8. Variable universal												
9. Credit												
10. Other												
11. Total Individual Life												
Group Life												
12. Whole												
13. Term												
14. Universal												
15. Variable												
16. Variable universal												
17. Credit												
18. Other												
19. Total Group Life												
Individual Annuities												
20. Fixed												
21. Indexed												
22. Variable with guarantees												
23. Variable without guarantees												
24. Life contingent payout												
25. Other												
26. Total Individual Annuities												
Group Annuities												
27. Fixed												
28. Indexed												
29. Variable with guarantees												
30. Variable without guarantees												
31. Life contingent payout												
32. Other												
33. Total Group Annuities												
Accident and Health												
34. Comprehensive individual (d)								XXX	XXX	XXX		
35. Comprehensive group (d)								XXX	XXX	XXX		
36. Medicare Supplement (d)								XXX	XXX	XXX		
37. Vision only (d)								XXX	XXX	XXX		
38. Dental only (d)								XXX	XXX	XXX		
39. Federal Employees Health Benefits Plan (d)								XXX	XXX	XXX		
40. Title XVIII Medicare (d)		(e)						XXX	XXX	XXX		
41. Title XIX Medicaid (d)								XXX	XXX	XXX		
42. Credit A&H								XXX	XXX	XXX		
43. Disability income (d)								XXX	XXX	XXX		
44. Long-term care (d)								XXX	XXX	XXX		
45. Other health (d)								XXX	XXX	XXX		
46. Total Accident and Health								XXX	XXX	XXX		
47. Total		(c)										

NONE

24.PA

ANNUAL STATEMENT FOR THE YEAR 2024 OF THE General Re Life Corporation

LIFE INSURANCE (STATE PAGE) (Continued)^(b)

NAIC Group Code 0031

BUSINESS IN THE STATE OF

Pennsylvania

DURING THE YEAR 2024

NAIC Company Code 86258

Direct Death Benefits, Matured Endowments Incurred and Annuity Benefits

Policy Exhibit

Line of Business	13 Incurred During Current Year	Claims Settled During Current Year								22 Unpaid December 31, Current Year	Issued During Year		Other Changes to In Force (Net)		In Force December 31, Current Year (b)	
		Totals Paid		Reduction by Compromise		Amount Rejected		Total Settled During Current Year			23	24	25	26	27	28
		14 Number of Pols/ Certs	15 Amount	16 Number of Pols/ Certs	17 Amount	18 Number of Pols/ Certs	19 Amount	20 Number of Pols/ Certs	21 Amount		Number of Pols/ Certs	Amount	Number of Pols/ Certs	Amount	Number of Pols/ Certs	Amount
Individual Life																
1. Industrial																
2. Whole																
3. Term																
4. Indexed																
5. Universal																
6. Universal with secondary guarantees																
7. Variable																
8. Variable universal																
9. Credit																
10. Other																
11. Total Individual Life																
Group Life																
12. Whole																
13. Term																
14. Universal																
15. Variable																
16. Variable universal																
17. Credit																
18. Other																
19. Total Group Life																
Individual Annuities																
20. Fixed																
21. Indexed																
22. Variable with guarantees																
23. Variable without guarantees																
24. Life contingent payout																
25. Other																
26. Total Individual Annuities																
Group Annuities																
27. Fixed																
28. Indexed																
29. Variable with guarantees																
30. Variable without guarantees																
31. Life contingent payout																
32. Other																
33. Total Group Annuities																
Accident and Health																
34. Comprehensive individual (d)	XXX	XXX	XXX	XXX	XXX	XXX	XXX	XXX	XXX	XXX	XXX	XXX	XXX	XXX	XXX	XXX
35. Comprehensive group (d)	XXX	XXX	XXX	XXX	XXX	XXX	XXX	XXX	XXX	XXX	XXX	XXX	XXX	XXX	XXX	XXX
36. Medicare Supplement (d)	XXX	XXX	XXX	XXX	XXX	XXX	XXX	XXX	XXX	XXX	XXX	XXX	XXX	XXX	XXX	XXX
37. Vision only (d)	XXX	XXX	XXX	XXX	XXX	XXX	XXX	XXX	XXX	XXX	XXX	XXX	XXX	XXX	XXX	XXX
38. Dental only (d)	XXX	XXX	XXX	XXX	XXX	XXX	XXX	XXX	XXX	XXX	XXX	XXX	XXX	XXX	XXX	XXX
39. Federal Employees Health Benefits Plan (d)	XXX	XXX	XXX	XXX	XXX	XXX	XXX	XXX	XXX	XXX	XXX	XXX	XXX	XXX	XXX	XXX
40. Title XVIII Medicare (d)	XXX	XXX	XXX	XXX	XXX	XXX	XXX	XXX	XXX	XXX	XXX	XXX	XXX	XXX	XXX	XXX
41. Title XIX Medicaid (d)	XXX	XXX	XXX	XXX	XXX	XXX	XXX	XXX	XXX	XXX	XXX	XXX	XXX	XXX	XXX	XXX
42. Credit A&H	XXX	XXX	XXX	XXX	XXX	XXX	XXX	XXX	XXX	XXX	XXX	XXX	XXX	XXX	XXX	XXX
43. Disability income (d)	XXX	XXX	XXX	XXX	XXX	XXX	XXX	XXX	XXX	XXX	XXX	XXX	XXX	XXX	XXX	XXX
44. Long-term care (d)	XXX	XXX	XXX	XXX	XXX	XXX	XXX	XXX	XXX	XXX	XXX	XXX	XXX	XXX	XXX	XXX
45. Other health (d)	XXX	XXX	XXX	XXX	XXX	XXX	XXX	XXX	XXX	XXX	XXX	XXX	XXX	XXX	XXX	XXX
46. Total Accident and Health	XXX	XXX	XXX	XXX	XXX	XXX	XXX	XXX	XXX	XXX	XXX	XXX	XXX	XXX	XXX	XXX
47. Total																

NONE

(a) Includes Group Credit Life Insurance Loans less than or equal to 60 months at issue, prior year \$ _____, current year \$ _____. Loans greater than 60 months at issue BUT NOT GREATER THAN 120 MONTHS prior year \$ _____, current year \$ _____.

(b) Corporate Owned Life Insurance/BOLI: 1) Number of policies: _____ 2) covering number of lives: _____ 3) face amount \$ _____.

(c) Deposit-Type Contract Considerations NOT included in Total Premiums and Annuities Considerations: Individual: \$ _____ Group: \$ _____ Total: \$ _____.

(d) For health business on indicated lines report: Number of persons insured under PPO managed care products _____ and number of persons insured under indemnity only products _____.

(e) For health premiums written: amount of Medicare Title XVIII exempt from state taxes or fees \$ _____.



ANNUAL STATEMENT FOR THE YEAR 2024 OF THE General Re Life Corporation
LIFE INSURANCE (STATE PAGE)^(b)

NAIC Group Code 0031

BUSINESS IN THE STATE OF Rhode Island

DURING THE YEAR 2024

NAIC Company Code 86258

Line of Business	1 Premiums and Annuities Considerations	2 Other Considerations	Dividends to Policyholders/Refunds to Members				7 Total (Col. 3+4+5+6)	Claims and Benefits Paid				
			3 Paid in Cash or Left on Deposit	4 Applied to Pay Renewal Premiums	5 Applied to Provide Paid-Up Additions or Shorten the Endowment or Premium-Paying Period	6 Other		8 Death and Annuity Benefits	9 Matured Endowments	10 Surrender Values and Withdrawals for Life Contracts	11 All Other Benefits	12 Total (Sum Columns 8 through 11)
Individual Life												
1. Industrial												
2. Whole												
3. Term												
4. Indexed												
5. Universal												
6. Universal with secondary guarantees												
7. Variable												
8. Variable universal												
9. Credit												
10. Other												
11. Total Individual Life												
Group Life												
12. Whole												
13. Term												
14. Universal												
15. Variable												
16. Variable universal												
17. Credit												
18. Other												
19. Total Group Life												
Individual Annuities												
20. Fixed												
21. Indexed												
22. Variable with guarantees												
23. Variable without guarantees												
24. Life contingent payout												
25. Other												
26. Total Individual Annuities												
Group Annuities												
27. Fixed												
28. Indexed												
29. Variable with guarantees												
30. Variable without guarantees												
31. Life contingent payout												
32. Other												
33. Total Group Annuities												
Accident and Health												
34. Comprehensive individual (d)								XXX	XXX	XXX		
35. Comprehensive group (d)								XXX	XXX	XXX		
36. Medicare Supplement (d)								XXX	XXX	XXX		
37. Vision only (d)								XXX	XXX	XXX		
38. Dental only (d)								XXX	XXX	XXX		
39. Federal Employees Health Benefits Plan (d)								XXX	XXX	XXX		
40. Title XVIII Medicare (d)		(e)						XXX	XXX	XXX		
41. Title XIX Medicaid (d)								XXX	XXX	XXX		
42. Credit A&H								XXX	XXX	XXX		
43. Disability income (d)								XXX	XXX	XXX		
44. Long-term care (d)								XXX	XXX	XXX		
45. Other health (d)								XXX	XXX	XXX		
46. Total Accident and Health								XXX	XXX	XXX		
47. Total		(c)										

NONE

24.RI

ANNUAL STATEMENT FOR THE YEAR 2024 OF THE General Re Life Corporation

LIFE INSURANCE (STATE PAGE) (Continued)^(b)

NAIC Group Code 0031

BUSINESS IN THE STATE OF

Rhode Island

DURING THE YEAR 2024

NAIC Company Code 86258

Line of Business	13 Incurred During Current Year	13 Direct Death Benefits, Matured Endowments Incurred and Annuity Benefits Claims Settled During Current Year								22 Unpaid December 31, Current Year	22 Issued During Year		22 Other Changes to In Force (Net)		22 In Force December 31, Current Year (b)	
		Totals Paid		Reduction by Compromise		Amount Rejected		Total Settled During Current Year			23 Number of Pols/ Certs	24 Amount	25 Number of Pols/ Certs	26 Amount	27 Number of Pols/ Certs	28 Amount
		14 Number of Pols/ Certs	15 Amount	16 Number of Pols/ Certs	17 Amount	18 Number of Pols/ Certs	19 Amount	20 Number of Pols/ Certs	21 Amount							
Individual Life																
1. Industrial																
2. Whole																
3. Term																
4. Indexed																
5. Universal																
6. Universal with secondary guarantees																
7. Variable																
8. Variable universal																
9. Credit																
10. Other																
11. Total Individual Life																
Group Life																
12. Whole																
13. Term																
14. Universal																
15. Variable																
16. Variable universal																
17. Credit																
18. Other																
19. Total Group Life																
Individual Annuities																
20. Fixed																
21. Indexed																
22. Variable with guarantees																
23. Variable without guarantees																
24. Life contingent payout																
25. Other																
26. Total Individual Annuities																
Group Annuities																
27. Fixed																
28. Indexed																
29. Variable with guarantees																
30. Variable without guarantees																
31. Life contingent payout																
32. Other																
33. Total Group Annuities																
Accident and Health																
34. Comprehensive individual (d)	XXX	XXX	XXX	XXX	XXX	XXX	XXX	XXX	XXX	XXX	XXX	XXX	XXX	XXX	XXX	
35. Comprehensive group (d)	XXX	XXX	XXX	XXX	XXX	XXX	XXX	XXX	XXX	XXX	XXX	XXX	XXX	XXX	XXX	
36. Medicare Supplement (d)	XXX	XXX	XXX	XXX	XXX	XXX	XXX	XXX	XXX	XXX	XXX	XXX	XXX	XXX	XXX	
37. Vision only (d)	XXX	XXX	XXX	XXX	XXX	XXX	XXX	XXX	XXX	XXX	XXX	XXX	XXX	XXX	XXX	
38. Dental only (d)	XXX	XXX	XXX	XXX	XXX	XXX	XXX	XXX	XXX	XXX	XXX	XXX	XXX	XXX	XXX	
39. Federal Employees Health Benefits Plan (d)	XXX	XXX	XXX	XXX	XXX	XXX	XXX	XXX	XXX	XXX	XXX	XXX	XXX	XXX	XXX	
40. Title XVIII Medicare (d)	XXX	XXX	XXX	XXX	XXX	XXX	XXX	XXX	XXX	XXX	XXX	XXX	XXX	XXX	XXX	
41. Title XIX Medicaid (d)	XXX	XXX	XXX	XXX	XXX	XXX	XXX	XXX	XXX	XXX	XXX	XXX	XXX	XXX	XXX	
42. Credit A&H	XXX	XXX	XXX	XXX	XXX	XXX	XXX	XXX	XXX	XXX	XXX	XXX	XXX	XXX	XXX	
43. Disability income (d)	XXX	XXX	XXX	XXX	XXX	XXX	XXX	XXX	XXX	XXX	XXX	XXX	XXX	XXX	XXX	
44. Long-term care (d)	XXX	XXX	XXX	XXX	XXX	XXX	XXX	XXX	XXX	XXX	XXX	XXX	XXX	XXX	XXX	
45. Other health (d)	XXX	XXX	XXX	XXX	XXX	XXX	XXX	XXX	XXX	XXX	XXX	XXX	XXX	XXX	XXX	
46. Total Accident and Health	XXX	XXX	XXX	XXX	XXX	XXX	XXX	XXX	XXX	XXX	XXX	XXX	XXX	XXX	XXX	
47. Total																

NONE

(a) Includes Group Credit Life Insurance Loans less than or equal to 60 months at issue, prior year \$, current year \$ Loans greater than 60 months at issue BUT NOT GREATER THAN 120 MONTHS prior year \$, current year \$
 (b) Corporate Owned Life Insurance/BOLI: 1) Number of policies: 2) covering number of lives: 3) face amount \$
 (c) Deposit-Type Contract Considerations NOT included in Total Premiums and Annuities Considerations: Individual: \$ Group: \$ Total: \$
 (d) For health business on indicated lines report: Number of persons insured under PPO managed care products and number of persons insured under indemnity only products
 (e) For health premiums written: amount of Medicare Title XVIII exempt from state taxes or fees \$

24.1.R1



ANNUAL STATEMENT FOR THE YEAR 2024 OF THE General Re Life Corporation
LIFE INSURANCE (STATE PAGE)^(b)

NAIC Group Code 0031

BUSINESS IN THE STATE OF South Carolina

DURING THE YEAR 2024

NAIC Company Code 86258

Line of Business	1 Premiums and Annuities Considerations	2 Other Considerations	Dividends to Policyholders/Refunds to Members				7 Total (Col. 3+4+5+6)	Claims and Benefits Paid				
			3 Paid in Cash or Left on Deposit	4 Applied to Pay Renewal Premiums	5 Applied to Provide Paid-Up Additions or Shorten the Endowment or Premium-Paying Period	6 Other		8 Death and Annuity Benefits	9 Matured Endowments	10 Surrender Values and Withdrawals for Life Contracts	11 All Other Benefits	12 Total (Sum Columns 8 through 11)
Individual Life												
1. Industrial												
2. Whole												
3. Term												
4. Indexed												
5. Universal												
6. Universal with secondary guarantees												
7. Variable												
8. Variable universal												
9. Credit												
10. Other												
11. Total Individual Life												
Group Life												
12. Whole												
13. Term												
14. Universal												
15. Variable												
16. Variable universal												
17. Credit												
18. Other												
19. Total Group Life												
Individual Annuities												
20. Fixed												
21. Indexed												
22. Variable with guarantees												
23. Variable without guarantees												
24. Life contingent payout												
25. Other												
26. Total Individual Annuities												
Group Annuities												
27. Fixed												
28. Indexed												
29. Variable with guarantees												
30. Variable without guarantees												
31. Life contingent payout												
32. Other												
33. Total Group Annuities												
Accident and Health												
34. Comprehensive individual (d)								XXX	XXX	XXX		
35. Comprehensive group (d)								XXX	XXX	XXX		
36. Medicare Supplement (d)								XXX	XXX	XXX		
37. Vision only (d)								XXX	XXX	XXX		
38. Dental only (d)								XXX	XXX	XXX		
39. Federal Employees Health Benefits Plan (d)								XXX	XXX	XXX		
40. Title XVIII Medicare (d)								XXX	XXX	XXX		
41. Title XIX Medicaid (d)		(e)						XXX	XXX	XXX		
42. Credit A&H (d)								XXX	XXX	XXX		
43. Disability income (d)								XXX	XXX	XXX		
44. Long-term care (d)								XXX	XXX	XXX		
45. Other health (d)								XXX	XXX	XXX		
46. Total Accident and Health								XXX	XXX	XXX		
47. Total		(c)										

NONE

24.SC

ANNUAL STATEMENT FOR THE YEAR 2024 OF THE General Re Life Corporation

LIFE INSURANCE (STATE PAGE) (Continued)^(b)

NAIC Group Code 0031

BUSINESS IN THE STATE OF

South Carolina

DURING THE YEAR 2024

NAIC Company Code 86258

Direct Death Benefits, Matured Endowments Incurred and Annuity Benefits

Policy Exhibit

Line of Business	13 Incurred During Current Year	13 Claims Settled During Current Year								22 Unpaid December 31, Current Year	22 Issued During Year		22 Other Changes to In Force (Net)		22 In Force December 31, Current Year (b)	
		Totals Paid		Reduction by Compromise		Amount Rejected		Total Settled During Current Year			23	24	25	26	27	28
		14 Number of Pols/ Certs	15 Amount	16 Number of Pols/ Certs	17 Amount	18 Number of Pols/ Certs	19 Amount	20 Number of Pols/ Certs	21 Amount		Number of Pols/ Certs	Amount	Number of Pols/ Certs	Amount	Number of Pols/ Certs	Amount
Individual Life																
1. Industrial																
2. Whole																
3. Term																
4. Indexed																
5. Universal																
6. Universal with secondary guarantees																
7. Variable																
8. Variable universal																
9. Credit																
10. Other																
11. Total Individual Life																
Group Life																
12. Whole																
13. Term																
14. Universal																
15. Variable																
16. Variable universal																
17. Credit																
18. Other																
19. Total Group Life																
Individual Annuities																
20. Fixed																
21. Indexed																
22. Variable with guarantees																
23. Variable without guarantees																
24. Life contingent payout																
25. Other																
26. Total Individual Annuities																
Group Annuities																
27. Fixed																
28. Indexed																
29. Variable with guarantees																
30. Variable without guarantees																
31. Life contingent payout																
32. Other																
33. Total Group Annuities																
Accident and Health																
34. Comprehensive individual (d)	XXX	XXX	XXX	XXX	XXX	XXX	XXX	XXX	XXX	XXX	XXX	XXX	XXX	XXX	XXX	XXX
35. Comprehensive group (d)	XXX	XXX	XXX	XXX	XXX	XXX	XXX	XXX	XXX	XXX	XXX	XXX	XXX	XXX	XXX	XXX
36. Medicare Supplement (d)	XXX	XXX	XXX	XXX	XXX	XXX	XXX	XXX	XXX	XXX	XXX	XXX	XXX	XXX	XXX	XXX
37. Vision only (d)	XXX	XXX	XXX	XXX	XXX	XXX	XXX	XXX	XXX	XXX	XXX	XXX	XXX	XXX	XXX	XXX
38. Dental only (d)	XXX	XXX	XXX	XXX	XXX	XXX	XXX	XXX	XXX	XXX	XXX	XXX	XXX	XXX	XXX	XXX
39. Federal Employees Health Benefits Plan (d)	XXX	XXX	XXX	XXX	XXX	XXX	XXX	XXX	XXX	XXX	XXX	XXX	XXX	XXX	XXX	XXX
40. Title XVIII Medicare (d)	XXX	XXX	XXX	XXX	XXX	XXX	XXX	XXX	XXX	XXX	XXX	XXX	XXX	XXX	XXX	XXX
41. Title XIX Medicaid (d)	XXX	XXX	XXX	XXX	XXX	XXX	XXX	XXX	XXX	XXX	XXX	XXX	XXX	XXX	XXX	XXX
42. Credit A&H	XXX	XXX	XXX	XXX	XXX	XXX	XXX	XXX	XXX	XXX	XXX	XXX	XXX	XXX	XXX	XXX
43. Disability income (d)	XXX	XXX	XXX	XXX	XXX	XXX	XXX	XXX	XXX	XXX	XXX	XXX	XXX	XXX	XXX	XXX
44. Long-term care (d)	XXX	XXX	XXX	XXX	XXX	XXX	XXX	XXX	XXX	XXX	XXX	XXX	XXX	XXX	XXX	XXX
45. Other health (d)	XXX	XXX	XXX	XXX	XXX	XXX	XXX	XXX	XXX	XXX	XXX	XXX	XXX	XXX	XXX	XXX
46. Total Accident and Health	XXX	XXX	XXX	XXX	XXX	XXX	XXX	XXX	XXX	XXX	XXX	XXX	XXX	XXX	XXX	XXX
47. Total																

NONE

(a) Includes Group Credit Life Insurance Loans less than or equal to 60 months at issue, prior year \$, current year \$ Loans greater than 60 months at issue BUT NOT GREATER THAN 120 MONTHS prior year \$, current year \$
 (b) Corporate Owned Life Insurance/BOLI: 1) Number of policies: 2) covering number of lives: 3) face amount \$
 (c) Deposit-Type Contract Considerations NOT included in Total Premiums and Annuities Considerations: Individual: \$ Group: \$ Total: \$
 (d) For health business on indicated lines report: Number of persons insured under PPO managed care products and number of persons insured under indemnity only products
 (e) For health premiums written: amount of Medicare Title XVIII exempt from state taxes or fees \$



ANNUAL STATEMENT FOR THE YEAR 2024 OF THE General Re Life Corporation
LIFE INSURANCE (STATE PAGE)^(b)

NAIC Group Code 0031

BUSINESS IN THE STATE OF South Dakota

DURING THE YEAR 2024

NAIC Company Code 86258

Line of Business	1 Premiums and Annuities Considerations	2 Other Considerations	Dividends to Policyholders/Refunds to Members				7 Total (Col. 3+4+5+6)	Claims and Benefits Paid				
			3 Paid in Cash or Left on Deposit	4 Applied to Pay Renewal Premiums	5 Applied to Provide Paid-Up Additions or Shorten the Endowment or Premium-Paying Period	6 Other		8 Death and Annuity Benefits	9 Matured Endowments	10 Surrender Values and Withdrawals for Life Contracts	11 All Other Benefits	12 Total (Sum Columns 8 through 11)
Individual Life												
1. Industrial												
2. Whole												
3. Term												
4. Indexed												
5. Universal												
6. Universal with secondary guarantees												
7. Variable												
8. Variable universal												
9. Credit												
10. Other												
11. Total Individual Life												
Group Life												
12. Whole												
13. Term												
14. Universal												
15. Variable												
16. Variable universal												
17. Credit												
18. Other												
19. Total Group Life												
Individual Annuities												
20. Fixed												
21. Indexed												
22. Variable with guarantees												
23. Variable without guarantees												
24. Life contingent payout												
25. Other												
26. Total Individual Annuities												
Group Annuities												
27. Fixed												
28. Indexed												
29. Variable with guarantees												
30. Variable without guarantees												
31. Life contingent payout												
32. Other												
33. Total Group Annuities												
Accident and Health												
34. Comprehensive individual (d)								XXX	XXX	XXX		
35. Comprehensive group (d)								XXX	XXX	XXX		
36. Medicare Supplement (d)								XXX	XXX	XXX		
37. Vision only (d)								XXX	XXX	XXX		
38. Dental only (d)								XXX	XXX	XXX		
39. Federal Employees Health Benefits Plan (d)								XXX	XXX	XXX		
40. Title XVIII Medicare (d)		(e)						XXX	XXX	XXX		
41. Title XIX Medicaid (d)								XXX	XXX	XXX		
42. Credit A&H								XXX	XXX	XXX		
43. Disability income (d)								XXX	XXX	XXX		
44. Long-term care (d)								XXX	XXX	XXX		
45. Other health (d)								XXX	XXX	XXX		
46. Total Accident and Health								XXX	XXX	XXX		
47. Total		(c)										

NONE

24.SD

ANNUAL STATEMENT FOR THE YEAR 2024 OF THE General Re Life Corporation

LIFE INSURANCE (STATE PAGE) (Continued)^(b)

NAIC Group Code 0031

BUSINESS IN THE STATE OF

South Dakota

DURING THE YEAR 2024

NAIC Company Code 86258

Direct Death Benefits, Matured Endowments Incurred and Annuity Benefits

Policy Exhibit

Line of Business	13 Incurred During Current Year	Claims Settled During Current Year								22 Unpaid December 31, Current Year	Issued During Year		Other Changes to In Force (Net)		In Force December 31, Current Year (b)	
		Totals Paid		Reduction by Compromise		Amount Rejected		Total Settled During Current Year			23	24	25	26	27	28
		14 Number of Pols/ Certs	15 Amount	16 Number of Pols/ Certs	17 Amount	18 Number of Pols/ Certs	19 Amount	20 Number of Pols/ Certs	21 Amount		Number of Pols/ Certs	Amount	Number of Pols/ Certs	Amount	Number of Pols/ Certs	Amount
Individual Life																
1. Industrial																
2. Whole																
3. Term																
4. Indexed																
5. Universal																
6. Universal with secondary guarantees																
7. Variable																
8. Variable universal																
9. Credit																
10. Other																
11. Total Individual Life																
Group Life																
12. Whole																
13. Term																
14. Universal																
15. Variable																
16. Variable universal																
17. Credit																
18. Other																
19. Total Group Life																
Individual Annuities																
20. Fixed																
21. Indexed																
22. Variable with guarantees																
23. Variable without guarantees																
24. Life contingent payout																
25. Other																
26. Total Individual Annuities																
Group Annuities																
27. Fixed																
28. Indexed																
29. Variable with guarantees																
30. Variable without guarantees																
31. Life contingent payout																
32. Other																
33. Total Group Annuities																
Accident and Health																
34. Comprehensive individual (d)	XXX	XXX	XXX	XXX	XXX	XXX	XXX	XXX	XXX	XXX	XXX	XXX	XXX	XXX	XXX	XXX
35. Comprehensive group (d)	XXX	XXX	XXX	XXX	XXX	XXX	XXX	XXX	XXX	XXX	XXX	XXX	XXX	XXX	XXX	XXX
36. Medicare Supplement (d)	XXX	XXX	XXX	XXX	XXX	XXX	XXX	XXX	XXX	XXX	XXX	XXX	XXX	XXX	XXX	XXX
37. Vision only (d)	XXX	XXX	XXX	XXX	XXX	XXX	XXX	XXX	XXX	XXX	XXX	XXX	XXX	XXX	XXX	XXX
38. Dental only (d)	XXX	XXX	XXX	XXX	XXX	XXX	XXX	XXX	XXX	XXX	XXX	XXX	XXX	XXX	XXX	XXX
39. Federal Employees Health Benefits Plan (d)	XXX	XXX	XXX	XXX	XXX	XXX	XXX	XXX	XXX	XXX	XXX	XXX	XXX	XXX	XXX	XXX
40. Title XVIII Medicare (d)	XXX	XXX	XXX	XXX	XXX	XXX	XXX	XXX	XXX	XXX	XXX	XXX	XXX	XXX	XXX	XXX
41. Title XIX Medicaid (d)	XXX	XXX	XXX	XXX	XXX	XXX	XXX	XXX	XXX	XXX	XXX	XXX	XXX	XXX	XXX	XXX
42. Credit A&H	XXX	XXX	XXX	XXX	XXX	XXX	XXX	XXX	XXX	XXX	XXX	XXX	XXX	XXX	XXX	XXX
43. Disability income (d)	XXX	XXX	XXX	XXX	XXX	XXX	XXX	XXX	XXX	XXX	XXX	XXX	XXX	XXX	XXX	XXX
44. Long-term care (d)	XXX	XXX	XXX	XXX	XXX	XXX	XXX	XXX	XXX	XXX	XXX	XXX	XXX	XXX	XXX	XXX
45. Other health (d)	XXX	XXX	XXX	XXX	XXX	XXX	XXX	XXX	XXX	XXX	XXX	XXX	XXX	XXX	XXX	XXX
46. Total Accident and Health	XXX	XXX	XXX	XXX	XXX	XXX	XXX	XXX	XXX	XXX	XXX	XXX	XXX	XXX	XXX	XXX
47. Total																

NONE

(a) Includes Group Credit Life Insurance Loans less than or equal to 60 months at issue, prior year \$ _____, current year \$ _____. Loans greater than 60 months at issue BUT NOT GREATER THAN 120 MONTHS prior year \$ _____, current year \$ _____.

(b) Corporate Owned Life Insurance/BOLI: 1) Number of policies: _____ 2) covering number of lives: _____ 3) face amount \$ _____.

(c) Deposit-Type Contract Considerations NOT included in Total Premiums and Annuities Considerations: Individual: \$ _____ Group: \$ _____ Total: \$ _____.

(d) For health business on indicated lines report: Number of persons insured under PPO managed care products _____ and number of persons insured under indemnity only products _____.

(e) For health premiums written: amount of Medicare Title XVIII exempt from state taxes or fees \$ _____.

24.1.SD



ANNUAL STATEMENT FOR THE YEAR 2024 OF THE General Re Life Corporation
LIFE INSURANCE (STATE PAGE)^(b)

NAIC Group Code 0031

BUSINESS IN THE STATE OF Tennessee

DURING THE YEAR 2024

NAIC Company Code 86258

Line of Business	1 Premiums and Annuities Considerations	2 Other Considerations	Dividends to Policyholders/Refunds to Members				7 Total (Col. 3+4+5+6)	Claims and Benefits Paid				
			3 Paid in Cash or Left on Deposit	4 Applied to Pay Renewal Premiums	5 Applied to Provide Paid-Up Additions or Shorten the Endowment or Premium-Paying Period	6 Other		8 Death and Annuity Benefits	9 Matured Endowments	10 Surrender Values and Withdrawals for Life Contracts	11 All Other Benefits	12 Total (Sum Columns 8 through 11)
Individual Life												
1. Industrial												
2. Whole												
3. Term												
4. Indexed												
5. Universal												
6. Universal with secondary guarantees												
7. Variable												
8. Variable universal												
9. Credit												
10. Other												
11. Total Individual Life												
Group Life												
12. Whole												
13. Term												
14. Universal												
15. Variable												
16. Variable universal												
17. Credit												
18. Other												
19. Total Group Life												
Individual Annuities												
20. Fixed												
21. Indexed												
22. Variable with guarantees												
23. Variable without guarantees												
24. Life contingent payout												
25. Other												
26. Total Individual Annuities												
Group Annuities												
27. Fixed												
28. Indexed												
29. Variable with guarantees												
30. Variable without guarantees												
31. Life contingent payout												
32. Other												
33. Total Group Annuities												
Accident and Health												
34. Comprehensive individual (d)								XXX	XXX	XXX		
35. Comprehensive group (d)								XXX	XXX	XXX		
36. Medicare Supplement (d)								XXX	XXX	XXX		
37. Vision only (d)								XXX	XXX	XXX		
38. Dental only (d)								XXX	XXX	XXX		
39. Federal Employees Health Benefits Plan (d)								XXX	XXX	XXX		
40. Title XVIII Medicare (d)		(e)						XXX	XXX	XXX		
41. Title XIX Medicaid (d)								XXX	XXX	XXX		
42. Credit A&H								XXX	XXX	XXX		
43. Disability income (d)								XXX	XXX	XXX		
44. Long-term care (d)								XXX	XXX	XXX		
45. Other health (d)								XXX	XXX	XXX		
46. Total Accident and Health								XXX	XXX	XXX		
47. Total		(c)										

NONE

24.TN

ANNUAL STATEMENT FOR THE YEAR 2024 OF THE General Re Life Corporation

LIFE INSURANCE (STATE PAGE) (Continued)^(b)

NAIC Group Code 0031

BUSINESS IN THE STATE OF

Tennessee

DURING THE YEAR 2024

NAIC Company Code 86258

Direct Death Benefits, Matured Endowments Incurred and Annuity Benefits

Policy Exhibit

Line of Business	13 Incurred During Current Year	Claims Settled During Current Year								22 Unpaid December 31, Current Year	Issued During Year		Other Changes to In Force (Net)		In Force December 31, Current Year (b)	
		Totals Paid		Reduction by Compromise		Amount Rejected		Total Settled During Current Year			23	24	25	26	27	28
		14 Number of Pals/ Certs	15 Amount	16 Number of Pals/ Certs	17 Amount	18 Number of Pals/ Certs	19 Amount	20 Number of Pals/ Certs	21 Amount		Number of Pals/ Certs	Amount	Number of Pals/ Certs	Amount	Number of Pals/ Certs	Amount
Individual Life																
1. Industrial																
2. Whole																
3. Term																
4. Indexed																
5. Universal																
6. Universal with secondary guarantees																
7. Variable																
8. Variable universal																
9. Credit																
10. Other																
11. Total Individual Life																
Group Life																
12. Whole																
13. Term																
14. Universal																
15. Variable																
16. Variable universal																
17. Credit																
18. Other																
19. Total Group Life																
Individual Annuities																
20. Fixed																
21. Indexed																
22. Variable with guarantees																
23. Variable without guarantees																
24. Life contingent payout																
25. Other																
26. Total Individual Annuities																
Group Annuities																
27. Fixed																
28. Indexed																
29. Variable with guarantees																
30. Variable without guarantees																
31. Life contingent payout																
32. Other																
33. Total Group Annuities																
Accident and Health																
34. Comprehensive individual (d)	XXX	XXX	XXX	XXX	XXX	XXX	XXX	XXX	XXX	XXX	XXX	XXX	XXX	XXX	XXX	XXX
35. Comprehensive group (d)	XXX	XXX	XXX	XXX	XXX	XXX	XXX	XXX	XXX	XXX	XXX	XXX	XXX	XXX	XXX	XXX
36. Medicare Supplement (d)	XXX	XXX	XXX	XXX	XXX	XXX	XXX	XXX	XXX	XXX	XXX	XXX	XXX	XXX	XXX	XXX
37. Vision only (d)	XXX	XXX	XXX	XXX	XXX	XXX	XXX	XXX	XXX	XXX	XXX	XXX	XXX	XXX	XXX	XXX
38. Dental only (d)	XXX	XXX	XXX	XXX	XXX	XXX	XXX	XXX	XXX	XXX	XXX	XXX	XXX	XXX	XXX	XXX
39. Federal Employees Health Benefits Plan (d)	XXX	XXX	XXX	XXX	XXX	XXX	XXX	XXX	XXX	XXX	XXX	XXX	XXX	XXX	XXX	XXX
40. Title XVIII Medicare (d)	XXX	XXX	XXX	XXX	XXX	XXX	XXX	XXX	XXX	XXX	XXX	XXX	XXX	XXX	XXX	XXX
41. Title XIX Medicaid (d)	XXX	XXX	XXX	XXX	XXX	XXX	XXX	XXX	XXX	XXX	XXX	XXX	XXX	XXX	XXX	XXX
42. Credit A&H	XXX	XXX	XXX	XXX	XXX	XXX	XXX	XXX	XXX	XXX	XXX	XXX	XXX	XXX	XXX	XXX
43. Disability income (d)	XXX	XXX	XXX	XXX	XXX	XXX	XXX	XXX	XXX	XXX	XXX	XXX	XXX	XXX	XXX	XXX
44. Long-term care (d)	XXX	XXX	XXX	XXX	XXX	XXX	XXX	XXX	XXX	XXX	XXX	XXX	XXX	XXX	XXX	XXX
45. Other health (d)	XXX	XXX	XXX	XXX	XXX	XXX	XXX	XXX	XXX	XXX	XXX	XXX	XXX	XXX	XXX	XXX
46. Total Accident and Health	XXX	XXX	XXX	XXX	XXX	XXX	XXX	XXX	XXX	XXX	XXX	XXX	XXX	XXX	XXX	XXX
47. Total																

NONE

(a) Includes Group Credit Life Insurance Loans less than or equal to 60 months at issue, prior year \$ _____, current year \$ _____. Loans greater than 60 months at issue BUT NOT GREATER THAN 120 MONTHS prior year \$ _____, current year \$ _____.

(b) Corporate Owned Life Insurance/BOLI: 1) Number of policies: _____ 2) covering number of lives: _____ 3) face amount \$ _____.

(c) Deposit-Type Contract Considerations NOT included in Total Premiums and Annuities Considerations: Individual: \$ _____ Group: \$ _____ Total: \$ _____.

(d) For health business on indicated lines report: Number of persons insured under PPO managed care products _____ and number of persons insured under indemnity only products _____.

(e) For health premiums written: amount of Medicare Title XVIII exempt from state taxes or fees \$ _____.



ANNUAL STATEMENT FOR THE YEAR 2024 OF THE General Re Life Corporation
LIFE INSURANCE (STATE PAGE)^(b)

NAIC Group Code 0031

BUSINESS IN THE STATE OF Texas

DURING THE YEAR 2024

NAIC Company Code 86258

Line of Business	1 Premiums and Annuities Considerations	2 Other Considerations	Dividends to Policyholders/Refunds to Members				7 Total (Col. 3+4+5+6)	Claims and Benefits Paid				
			3 Paid in Cash or Left on Deposit	4 Applied to Pay Renewal Premiums	5 Applied to Provide Paid-Up Additions or Shorten the Endowment or Premium-Paying Period	6 Other		8 Death and Annuity Benefits	9 Matured Endowments	10 Surrender Values and Withdrawals for Life Contracts	11 All Other Benefits	12 Total (Sum Columns 8 through 11)
Individual Life												
1. Industrial												
2. Whole												
3. Term												
4. Indexed												
5. Universal												
6. Universal with secondary guarantees												
7. Variable												
8. Variable universal												
9. Credit												
10. Other												
11. Total Individual Life												
Group Life												
12. Whole												
13. Term												
14. Universal												
15. Variable												
16. Variable universal												
17. Credit												
18. Other												
19. Total Group Life												
Individual Annuities												
20. Fixed												
21. Indexed												
22. Variable with guarantees												
23. Variable without guarantees												
24. Life contingent payout												
25. Other												
26. Total Individual Annuities												
Group Annuities												
27. Fixed												
28. Indexed												
29. Variable with guarantees												
30. Variable without guarantees												
31. Life contingent payout												
32. Other												
33. Total Group Annuities												
Accident and Health												
34. Comprehensive individual (d)								XXX	XXX	XXX		
35. Comprehensive group (d)								XXX	XXX	XXX		
36. Medicare Supplement (d)								XXX	XXX	XXX		
37. Vision only (d)								XXX	XXX	XXX		
38. Dental only (d)								XXX	XXX	XXX		
39. Federal Employees Health Benefits Plan (d)								XXX	XXX	XXX		
40. Title XVIII Medicare (d)		(e)						XXX	XXX	XXX		
41. Title XIX Medicaid (d)								XXX	XXX	XXX		
42. Credit A&H								XXX	XXX	XXX		
43. Disability income (d)								XXX	XXX	XXX		
44. Long-term care (d)								XXX	XXX	XXX		
45. Other health (d)								XXX	XXX	XXX		
46. Total Accident and Health								XXX	XXX	XXX		
47. Total		(c)										

NONE

24.TX

ANNUAL STATEMENT FOR THE YEAR 2024 OF THE General Re Life Corporation

LIFE INSURANCE (STATE PAGE) (Continued)^(b)

NAIC Group Code 0031

BUSINESS IN THE STATE OF

Texas

DURING THE YEAR 2024

NAIC Company Code 86258

Line of Business	13 Incurred During Current Year	Direct Death Benefits, Matured Endowments Incurred and Annuity Benefits								22 Unpaid December 31, Current Year	Policy Exhibit					
		Claims Settled During Current Year									23 Issued During Year		25 Other Changes to In Force (Net)		27 In Force December 31, Current Year (b)	
		Totals Paid		Reduction by Compromise		Amount Rejected		Total Settled During Current Year			24 Number of Pols/ Certs	24 Amount	26 Number of Pols/ Certs	26 Amount	28 Number of Pols/ Certs	28 Amount
		14 Number of Pols/ Certs	15 Amount	16 Number of Pols/ Certs	17 Amount	18 Number of Pols/ Certs	19 Amount	20 Number of Pols/ Certs	21 Amount							
Individual Life																
1. Industrial																
2. Whole																
3. Term																
4. Indexed																
5. Universal																
6. Universal with secondary guarantees																
7. Variable																
8. Variable universal																
9. Credit																
10. Other																
11. Total Individual Life																
Group Life																
12. Whole																
13. Term																
14. Universal																
15. Variable																
16. Variable universal																
17. Credit																
18. Other																
19. Total Group Life																
Individual Annuities																
20. Fixed																
21. Indexed																
22. Variable with guarantees																
23. Variable without guarantees																
24. Life contingent payout																
25. Other																
26. Total Individual Annuities																
Group Annuities																
27. Fixed																
28. Indexed																
29. Variable with guarantees																
30. Variable without guarantees																
31. Life contingent payout																
32. Other																
33. Total Group Annuities																
Accident and Health																
34. Comprehensive individual (d)	XXX	XXX	XXX	XXX	XXX	XXX	XXX	XXX	XXX	XXX	XXX	XXX	XXX	XXX	XXX	XXX
35. Comprehensive group (d)	XXX	XXX	XXX	XXX	XXX	XXX	XXX	XXX	XXX	XXX	XXX	XXX	XXX	XXX	XXX	XXX
36. Medicare Supplement (d)	XXX	XXX	XXX	XXX	XXX	XXX	XXX	XXX	XXX	XXX	XXX	XXX	XXX	XXX	XXX	XXX
37. Vision only (d)	XXX	XXX	XXX	XXX	XXX	XXX	XXX	XXX	XXX	XXX	XXX	XXX	XXX	XXX	XXX	XXX
38. Dental only (d)	XXX	XXX	XXX	XXX	XXX	XXX	XXX	XXX	XXX	XXX	XXX	XXX	XXX	XXX	XXX	XXX
39. Federal Employees Health Benefits Plan (d)	XXX	XXX	XXX	XXX	XXX	XXX	XXX	XXX	XXX	XXX	XXX	XXX	XXX	XXX	XXX	XXX
40. Title XVIII Medicare (d)	XXX	XXX	XXX	XXX	XXX	XXX	XXX	XXX	XXX	XXX	XXX	XXX	XXX	XXX	XXX	XXX
41. Title XIX Medicaid (d)	XXX	XXX	XXX	XXX	XXX	XXX	XXX	XXX	XXX	XXX	XXX	XXX	XXX	XXX	XXX	XXX
42. Credit A&H	XXX	XXX	XXX	XXX	XXX	XXX	XXX	XXX	XXX	XXX	XXX	XXX	XXX	XXX	XXX	XXX
43. Disability income (d)	XXX	XXX	XXX	XXX	XXX	XXX	XXX	XXX	XXX	XXX	XXX	XXX	XXX	XXX	XXX	XXX
44. Long-term care (d)	XXX	XXX	XXX	XXX	XXX	XXX	XXX	XXX	XXX	XXX	XXX	XXX	XXX	XXX	XXX	XXX
45. Other health (d)	XXX	XXX	XXX	XXX	XXX	XXX	XXX	XXX	XXX	XXX	XXX	XXX	XXX	XXX	XXX	XXX
46. Total Accident and Health	XXX	XXX	XXX	XXX	XXX	XXX	XXX	XXX	XXX	XXX	XXX	XXX	XXX	XXX	XXX	XXX
47. Total																

NONE

(a) Includes Group Credit Life Insurance Loans less than or equal to 60 months at issue, prior year \$ _____, current year \$ _____. Loans greater than 60 months at issue BUT NOT GREATER THAN 120 MONTHS prior year \$ _____, current year \$ _____.

(b) Corporate Owned Life Insurance/BOLI: 1) Number of policies: _____ 2) covering number of lives: _____ 3) face amount \$ _____.

(c) Deposit-Type Contract Considerations NOT included in Total Premiums and Annuities Considerations: Individual: \$ _____ Group: \$ _____ Total: \$ _____.

(d) For health business on indicated lines report: Number of persons insured under PPO managed care products _____ and number of persons insured under indemnity only products _____.

(e) For health premiums written: amount of Medicare Title XVIII exempt from state taxes or fees \$ _____.



ANNUAL STATEMENT FOR THE YEAR 2024 OF THE General Re Life Corporation
LIFE INSURANCE (STATE PAGE)^(b)

NAIC Group Code 0031

BUSINESS IN THE STATE OF Utah

DURING THE YEAR 2024

NAIC Company Code 86258

Line of Business	1 Premiums and Annuities Considerations	2 Other Considerations	Dividends to Policyholders/Refunds to Members				7 Total (Col. 3+4+5+6)	Claims and Benefits Paid				
			3 Paid in Cash or Left on Deposit	4 Applied to Pay Renewal Premiums	5 Applied to Provide Paid-Up Additions or Shorten the Endowment or Premium-Paying Period	6 Other		8 Death and Annuity Benefits	9 Matured Endowments	10 Surrender Values and Withdrawals for Life Contracts	11 All Other Benefits	12 Total (Sum Columns 8 through 11)
Individual Life												
1. Industrial												
2. Whole												
3. Term												
4. Indexed												
5. Universal												
6. Universal with secondary guarantees												
7. Variable												
8. Variable universal												
9. Credit												
10. Other												
11. Total Individual Life												
Group Life												
12. Whole												
13. Term												
14. Universal												
15. Variable												
16. Variable universal												
17. Credit												
18. Other												
19. Total Group Life												
Individual Annuities												
20. Fixed												
21. Indexed												
22. Variable with guarantees												
23. Variable without guarantees												
24. Life contingent payout												
25. Other												
26. Total Individual Annuities												
Group Annuities												
27. Fixed												
28. Indexed												
29. Variable with guarantees												
30. Variable without guarantees												
31. Life contingent payout												
32. Other												
33. Total Group Annuities												
Accident and Health												
34. Comprehensive individual (d)								XXX	XXX	XXX		
35. Comprehensive group (d)								XXX	XXX	XXX		
36. Medicare Supplement (d)								XXX	XXX	XXX		
37. Vision only (d)								XXX	XXX	XXX		
38. Dental only (d)								XXX	XXX	XXX		
39. Federal Employees Health Benefits Plan (d)								XXX	XXX	XXX		
40. Title XVIII Medicare (d)								XXX	XXX	XXX		
41. Title XIX Medicaid (d)		(e)						XXX	XXX	XXX		
42. Credit A&H (d)								XXX	XXX	XXX		
43. Disability income (d)								XXX	XXX	XXX		
44. Long-term care (d)								XXX	XXX	XXX		
45. Other health (d)								XXX	XXX	XXX		
46. Total Accident and Health								XXX	XXX	XXX		
47. Total		(c)										

NONE

24. UT

ANNUAL STATEMENT FOR THE YEAR 2024 OF THE General Re Life Corporation

LIFE INSURANCE (STATE PAGE) (Continued)^(b)

NAIC Group Code 0031

BUSINESS IN THE STATE OF Utah

DURING THE YEAR 2024

NAIC Company Code 86258

Line of Business	13 Incurred During Current Year	Direct Death Benefits, Matured Endowments Incurred and Annuity Benefits								22 Unpaid December 31, Current Year	Policy Exhibit					
		Claims Settled During Current Year									23 Issued During Year		25 Other Changes to In Force (Net)		27 In Force December 31, Current Year (b)	
		Totals Paid		Reduction by Compromise		Amount Rejected		Total Settled During Current Year			24 Number of Pols/ Certs	24 Amount	26 Number of Pols/ Certs	26 Amount	28 Number of Pols/ Certs	28 Amount
		14 Number of Pols/ Certs	15 Amount	16 Number of Pols/ Certs	17 Amount	18 Number of Pols/ Certs	19 Amount	20 Number of Pols/ Certs	21 Amount							
Individual Life																
1. Industrial																
2. Whole																
3. Term																
4. Indexed																
5. Universal																
6. Universal with secondary guarantees																
7. Variable																
8. Variable universal																
9. Credit																
10. Other																
11. Total Individual Life																
Group Life																
12. Whole																
13. Term																
14. Universal																
15. Variable																
16. Variable universal																
17. Credit																
18. Other																
19. Total Group Life																
Individual Annuities																
20. Fixed																
21. Indexed																
22. Variable with guarantees																
23. Variable without guarantees																
24. Life contingent payout																
25. Other																
26. Total Individual Annuities																
Group Annuities																
27. Fixed																
28. Indexed																
29. Variable with guarantees																
30. Variable without guarantees																
31. Life contingent payout																
32. Other																
33. Total Group Annuities																
Accident and Health																
34. Comprehensive individual (d)	XXX	XXX	XXX	XXX	XXX	XXX	XXX	XXX	XXX	XXX						
35. Comprehensive group (d)	XXX	XXX	XXX	XXX	XXX	XXX	XXX	XXX	XXX	XXX						
36. Medicare Supplement (d)	XXX	XXX	XXX	XXX	XXX	XXX	XXX	XXX	XXX	XXX						
37. Vision only (d)	XXX	XXX	XXX	XXX	XXX	XXX	XXX	XXX	XXX	XXX						
38. Dental only (d)	XXX	XXX	XXX	XXX	XXX	XXX	XXX	XXX	XXX	XXX						
39. Federal Employees Health Benefits Plan (d)	XXX	XXX	XXX	XXX	XXX	XXX	XXX	XXX	XXX	XXX						
40. Title XVIII Medicare (d)	XXX	XXX	XXX	XXX	XXX	XXX	XXX	XXX	XXX	XXX						
41. Title XIX Medicaid (d)	XXX	XXX	XXX	XXX	XXX	XXX	XXX	XXX	XXX	XXX						
42. Credit A&H	XXX	XXX	XXX	XXX	XXX	XXX	XXX	XXX	XXX	XXX						
43. Disability income (d)	XXX	XXX	XXX	XXX	XXX	XXX	XXX	XXX	XXX	XXX						
44. Long-term care (d)	XXX	XXX	XXX	XXX	XXX	XXX	XXX	XXX	XXX	XXX						
45. Other health (d)	XXX	XXX	XXX	XXX	XXX	XXX	XXX	XXX	XXX	XXX						
46. Total Accident and Health	XXX	XXX	XXX	XXX	XXX	XXX	XXX	XXX	XXX	XXX						
47. Total																

NONE

(a) Includes Group Credit Life Insurance Loans less than or equal to 60 months at issue, prior year \$ _____, current year \$ _____. Loans greater than 60 months at issue BUT NOT GREATER THAN 120 MONTHS prior year \$ _____, current year \$ _____.

(b) Corporate Owned Life Insurance/BOLI: 1) Number of policies: _____ 2) covering number of lives: _____ 3) face amount \$ _____.

(c) Deposit-Type Contract Considerations NOT included in Total Premiums and Annuities Considerations: Individual: \$ _____ Group: \$ _____ Total: \$ _____.

(d) For health business on indicated lines report: Number of persons insured under PPO managed care products _____ and number of persons insured under indemnity only products _____.

(e) For health premiums written: amount of Medicare Title XVIII exempt from state taxes or fees \$ _____.

24.1.UT



ANNUAL STATEMENT FOR THE YEAR 2024 OF THE General Re Life Corporation
LIFE INSURANCE (STATE PAGE)^(b)

NAIC Group Code 0031

BUSINESS IN THE STATE OF Vermont

DURING THE YEAR 2024

NAIC Company Code 86258

Line of Business	1 Premiums and Annuities Considerations	2 Other Considerations	Dividends to Policyholders/Refunds to Members				7 Total (Col. 3+4+5+6)	Claims and Benefits Paid				
			3 Paid in Cash or Left on Deposit	4 Applied to Pay Renewal Premiums	5 Applied to Provide Paid-Up Additions or Shorten the Endowment or Premium-Paying Period	6 Other		8 Death and Annuity Benefits	9 Matured Endowments	10 Surrender Values and Withdrawals for Life Contracts	11 All Other Benefits	12 Total (Sum Columns 8 through 11)
Individual Life												
1. Industrial												
2. Whole												
3. Term												
4. Indexed												
5. Universal												
6. Universal with secondary guarantees												
7. Variable												
8. Variable universal												
9. Credit												
10. Other												
11. Total Individual Life												
Group Life												
12. Whole												
13. Term												
14. Universal												
15. Variable												
16. Variable universal												
17. Credit												
18. Other												
19. Total Group Life												
Individual Annuities												
20. Fixed												
21. Indexed												
22. Variable with guarantees												
23. Variable without guarantees												
24. Life contingent payout												
25. Other												
26. Total Individual Annuities												
Group Annuities												
27. Fixed												
28. Indexed												
29. Variable with guarantees												
30. Variable without guarantees												
31. Life contingent payout												
32. Other												
33. Total Group Annuities												
Accident and Health												
34. Comprehensive individual (d)								XXX	XXX	XXX		
35. Comprehensive group (d)								XXX	XXX	XXX		
36. Medicare Supplement (d)								XXX	XXX	XXX		
37. Vision only (d)								XXX	XXX	XXX		
38. Dental only (d)								XXX	XXX	XXX		
39. Federal Employees Health Benefits Plan (d)								XXX	XXX	XXX		
40. Title XVIII Medicare (d)		(e)						XXX	XXX	XXX		
41. Title XIX Medicaid (d)								XXX	XXX	XXX		
42. Credit A&H								XXX	XXX	XXX		
43. Disability income (d)								XXX	XXX	XXX		
44. Long-term care (d)								XXX	XXX	XXX		
45. Other health (d)								XXX	XXX	XXX		
46. Total Accident and Health								XXX	XXX	XXX		
47. Total		(c)										

NONE

24.VT

ANNUAL STATEMENT FOR THE YEAR 2024 OF THE General Re Life Corporation

LIFE INSURANCE (STATE PAGE) (Continued)^(b)

NAIC Group Code 0031

BUSINESS IN THE STATE OF Vermont

DURING THE YEAR 2024

NAIC Company Code 86258

Line of Business	13 Incurred During Current Year	Direct Death Benefits, Matured Endowments Incurred and Annuity Benefits								22 Unpaid December 31, Current Year	Policy Exhibit					
		Claims Settled During Current Year									23 Issued During Year		25 Other Changes to In Force (Net)		27 In Force December 31, Current Year (b)	
		Totals Paid		Reduction by Compromise		Amount Rejected		Total Settled During Current Year			24 Number of Pols/Certs	24 Amount	26 Number of Pols/Certs	26 Amount	28 Number of Pols/Certs	28 Amount
		14 Number of Pols/Certs	15 Amount	16 Number of Pols/Certs	17 Amount	18 Number of Pols/Certs	19 Amount	20 Number of Pols/Certs	21 Amount							
Individual Life																
1. Industrial																
2. Whole																
3. Term																
4. Indexed																
5. Universal																
6. Universal with secondary guarantees																
7. Variable																
8. Variable universal																
9. Credit																
10. Other																
11. Total Individual Life																
Group Life																
12. Whole																
13. Term																
14. Universal																
15. Variable																
16. Variable universal																
17. Credit																
18. Other																
19. Total Group Life																
Individual Annuities																
20. Fixed																
21. Indexed																
22. Variable with guarantees																
23. Variable without guarantees																
24. Life contingent payout																
25. Other																
26. Total Individual Annuities																
Group Annuities																
27. Fixed																
28. Indexed																
29. Variable with guarantees																
30. Variable without guarantees																
31. Life contingent payout																
32. Other																
33. Total Group Annuities																
Accident and Health																
34. Comprehensive individual (d)	XXX	XXX	XXX	XXX	XXX	XXX	XXX	XXX	XXX	XXX	XXX	XXX	XXX	XXX	XXX	XXX
35. Comprehensive group (d)	XXX	XXX	XXX	XXX	XXX	XXX	XXX	XXX	XXX	XXX	XXX	XXX	XXX	XXX	XXX	XXX
36. Medicare Supplement (d)	XXX	XXX	XXX	XXX	XXX	XXX	XXX	XXX	XXX	XXX	XXX	XXX	XXX	XXX	XXX	XXX
37. Vision only (d)	XXX	XXX	XXX	XXX	XXX	XXX	XXX	XXX	XXX	XXX	XXX	XXX	XXX	XXX	XXX	XXX
38. Dental only (d)	XXX	XXX	XXX	XXX	XXX	XXX	XXX	XXX	XXX	XXX	XXX	XXX	XXX	XXX	XXX	XXX
39. Federal Employees Health Benefits Plan (d)	XXX	XXX	XXX	XXX	XXX	XXX	XXX	XXX	XXX	XXX	XXX	XXX	XXX	XXX	XXX	XXX
40. Title XVIII Medicare (d)	XXX	XXX	XXX	XXX	XXX	XXX	XXX	XXX	XXX	XXX	XXX	XXX	XXX	XXX	XXX	XXX
41. Title XIX Medicaid (d)	XXX	XXX	XXX	XXX	XXX	XXX	XXX	XXX	XXX	XXX	XXX	XXX	XXX	XXX	XXX	XXX
42. Credit A&H	XXX	XXX	XXX	XXX	XXX	XXX	XXX	XXX	XXX	XXX	XXX	XXX	XXX	XXX	XXX	XXX
43. Disability income (d)	XXX	XXX	XXX	XXX	XXX	XXX	XXX	XXX	XXX	XXX	XXX	XXX	XXX	XXX	XXX	XXX
44. Long-term care (d)	XXX	XXX	XXX	XXX	XXX	XXX	XXX	XXX	XXX	XXX	XXX	XXX	XXX	XXX	XXX	XXX
45. Other health (d)	XXX	XXX	XXX	XXX	XXX	XXX	XXX	XXX	XXX	XXX	XXX	XXX	XXX	XXX	XXX	XXX
46. Total Accident and Health	XXX	XXX	XXX	XXX	XXX	XXX	XXX	XXX	XXX	XXX	XXX	XXX	XXX	XXX	XXX	XXX
47. Total																

NONE

(a) Includes Group Credit Life Insurance Loans less than or equal to 60 months at issue, prior year \$ _____, current year \$ _____. Loans greater than 60 months at issue BUT NOT GREATER THAN 120 MONTHS prior year \$ _____, current year \$ _____.

(b) Corporate Owned Life Insurance/BOLI: 1) Number of policies: _____ 2) covering number of lives: _____ 3) face amount \$ _____.

(c) Deposit-Type Contract Considerations NOT included in Total Premiums and Annuities Considerations: Individual: \$ _____ Group: \$ _____ Total: \$ _____.

(d) For health business on indicated lines report: Number of persons insured under PPO managed care products _____ and number of persons insured under indemnity only products _____.

(e) For health premiums written: amount of Medicare Title XVIII exempt from state taxes or fees \$ _____.



ANNUAL STATEMENT FOR THE YEAR 2024 OF THE General Re Life Corporation
LIFE INSURANCE (STATE PAGE)^(b)

NAIC Group Code 0031

BUSINESS IN THE STATE OF Virginia

DURING THE YEAR 2024

NAIC Company Code 86258

Line of Business	1 Premiums and Annuities Considerations	2 Other Considerations	Dividends to Policyholders/Refunds to Members				7 Total (Col. 3+4+5+6)	Claims and Benefits Paid				
			3 Paid in Cash or Left on Deposit	4 Applied to Pay Renewal Premiums	5 Applied to Provide Paid-Up Additions or Shorten the Endowment or Premium-Paying Period	6 Other		8 Death and Annuity Benefits	9 Matured Endowments	10 Surrender Values and Withdrawals for Life Contracts	11 All Other Benefits	12 Total (Sum Columns 8 through 11)
Individual Life												
1. Industrial												
2. Whole												
3. Term												
4. Indexed												
5. Universal												
6. Universal with secondary guarantees												
7. Variable												
8. Variable universal												
9. Credit												
10. Other												
11. Total Individual Life												
Group Life												
12. Whole												
13. Term												
14. Universal												
15. Variable												
16. Variable universal												
17. Credit												
18. Other												
19. Total Group Life												
Individual Annuities												
20. Fixed												
21. Indexed												
22. Variable with guarantees												
23. Variable without guarantees												
24. Life contingent payout												
25. Other												
26. Total Individual Annuities												
Group Annuities												
27. Fixed												
28. Indexed												
29. Variable with guarantees												
30. Variable without guarantees												
31. Life contingent payout												
32. Other												
33. Total Group Annuities												
Accident and Health												
34. Comprehensive individual (d)								XXX	XXX	XXX		
35. Comprehensive group (d)								XXX	XXX	XXX		
36. Medicare Supplement (d)								XXX	XXX	XXX		
37. Vision only (d)								XXX	XXX	XXX		
38. Dental only (d)								XXX	XXX	XXX		
39. Federal Employees Health Benefits Plan (d)								XXX	XXX	XXX		
40. Title XVIII Medicare (d)								XXX	XXX	XXX		
41. Title XIX Medicaid (d)		(e)						XXX	XXX	XXX		
42. Credit A&H (d)								XXX	XXX	XXX		
43. Disability income (d)								XXX	XXX	XXX		
44. Long-term care (d)								XXX	XXX	XXX		
45. Other health (d)								XXX	XXX	XXX		
46. Total Accident and Health								XXX	XXX	XXX		
47. Total		(c)										

NONE

24.VA

ANNUAL STATEMENT FOR THE YEAR 2024 OF THE General Re Life Corporation

LIFE INSURANCE (STATE PAGE) (Continued)^(b)

NAIC Group Code 0031

BUSINESS IN THE STATE OF

Virginia

DURING THE YEAR 2024

NAIC Company Code 86258

Direct Death Benefits, Matured Endowments Incurred and Annuity Benefits

Policy Exhibit

Line of Business	13 Incurred During Current Year	Claims Settled During Current Year								22 Unpaid December 31, Current Year	Issued During Year		Other Changes to In Force (Net)		In Force December 31, Current Year (b)	
		Totals Paid		Reduction by Compromise		Amount Rejected		Total Settled During Current Year			23	24	25	26	27	28
		14 Number of Pols/ Certs	15 Amount	16 Number of Pols/ Certs	17 Amount	18 Number of Pols/ Certs	19 Amount	20 Number of Pols/ Certs	21 Amount		Number of Pols/ Certs	Amount	Number of Pols/ Certs	Amount	Number of Pols/ Certs	Amount
Individual Life																
1. Industrial																
2. Whole																
3. Term																
4. Indexed																
5. Universal																
6. Universal with secondary guarantees																
7. Variable																
8. Variable universal																
9. Credit																
10. Other																
11. Total Individual Life																
Group Life																
12. Whole																
13. Term																
14. Universal																
15. Variable																
16. Variable universal																
17. Credit																
18. Other																
19. Total Group Life																
Individual Annuities																
20. Fixed																
21. Indexed																
22. Variable with guarantees																
23. Variable without guarantees																
24. Life contingent payout																
25. Other																
26. Total Individual Annuities																
Group Annuities																
27. Fixed																
28. Indexed																
29. Variable with guarantees																
30. Variable without guarantees																
31. Life contingent payout																
32. Other																
33. Total Group Annuities																
Accident and Health																
34. Comprehensive individual (d)	XXX	XXX	XXX	XXX	XXX	XXX	XXX	XXX	XXX	XXX	XXX	XXX	XXX	XXX	XXX	XXX
35. Comprehensive group (d)	XXX	XXX	XXX	XXX	XXX	XXX	XXX	XXX	XXX	XXX	XXX	XXX	XXX	XXX	XXX	XXX
36. Medicare Supplement (d)	XXX	XXX	XXX	XXX	XXX	XXX	XXX	XXX	XXX	XXX	XXX	XXX	XXX	XXX	XXX	XXX
37. Vision only (d)	XXX	XXX	XXX	XXX	XXX	XXX	XXX	XXX	XXX	XXX	XXX	XXX	XXX	XXX	XXX	XXX
38. Dental only (d)	XXX	XXX	XXX	XXX	XXX	XXX	XXX	XXX	XXX	XXX	XXX	XXX	XXX	XXX	XXX	XXX
39. Federal Employees Health Benefits Plan (d)	XXX	XXX	XXX	XXX	XXX	XXX	XXX	XXX	XXX	XXX	XXX	XXX	XXX	XXX	XXX	XXX
40. Title XVIII Medicare (d)	XXX	XXX	XXX	XXX	XXX	XXX	XXX	XXX	XXX	XXX	XXX	XXX	XXX	XXX	XXX	XXX
41. Title XIX Medicaid (d)	XXX	XXX	XXX	XXX	XXX	XXX	XXX	XXX	XXX	XXX	XXX	XXX	XXX	XXX	XXX	XXX
42. Credit A&H	XXX	XXX	XXX	XXX	XXX	XXX	XXX	XXX	XXX	XXX	XXX	XXX	XXX	XXX	XXX	XXX
43. Disability income (d)	XXX	XXX	XXX	XXX	XXX	XXX	XXX	XXX	XXX	XXX	XXX	XXX	XXX	XXX	XXX	XXX
44. Long-term care (d)	XXX	XXX	XXX	XXX	XXX	XXX	XXX	XXX	XXX	XXX	XXX	XXX	XXX	XXX	XXX	XXX
45. Other health (d)	XXX	XXX	XXX	XXX	XXX	XXX	XXX	XXX	XXX	XXX	XXX	XXX	XXX	XXX	XXX	XXX
46. Total Accident and Health	XXX	XXX	XXX	XXX	XXX	XXX	XXX	XXX	XXX	XXX	XXX	XXX	XXX	XXX	XXX	XXX
47. Total																

NONE

(a) Includes Group Credit Life Insurance Loans less than or equal to 60 months at issue, prior year \$ _____, current year \$ _____. Loans greater than 60 months at issue BUT NOT GREATER THAN 120 MONTHS prior year \$ _____, current year \$ _____.

(b) Corporate Owned Life Insurance/BOLI: 1) Number of policies: _____ 2) covering number of lives: _____ 3) face amount \$ _____.

(c) Deposit-Type Contract Considerations NOT included in Total Premiums and Annuities Considerations: Individual: \$ _____ Group: \$ _____ Total: \$ _____.

(d) For health business on indicated lines report: Number of persons insured under PPO managed care products _____ and number of persons insured under indemnity only products _____.

(e) For health premiums written: amount of Medicare Title XVIII exempt from state taxes or fees \$ _____.



ANNUAL STATEMENT FOR THE YEAR 2024 OF THE General Re Life Corporation
LIFE INSURANCE (STATE PAGE)^(b)

NAIC Group Code 0031

BUSINESS IN THE STATE OF Washington

DURING THE YEAR 2024

NAIC Company Code 86258

Line of Business	1 Premiums and Annuities Considerations	2 Other Considerations	Dividends to Policyholders/Refunds to Members				7 Total (Col. 3+4+5+6)	Claims and Benefits Paid				
			3 Paid in Cash or Left on Deposit	4 Applied to Pay Renewal Premiums	5 Applied to Provide Paid-Up Additions or Shorten the Endowment or Premium-Paying Period	6 Other		8 Death and Annuity Benefits	9 Matured Endowments	10 Surrender Values and Withdrawals for Life Contracts	11 All Other Benefits	12 Total (Sum Columns 8 through 11)
Individual Life												
1. Industrial												
2. Whole												
3. Term												
4. Indexed												
5. Universal												
6. Universal with secondary guarantees												
7. Variable												
8. Variable universal												
9. Credit												
10. Other												
11. Total Individual Life												
Group Life												
12. Whole												
13. Term												
14. Universal												
15. Variable												
16. Variable universal												
17. Credit												
18. Other												
19. Total Group Life												
Individual Annuities												
20. Fixed												
21. Indexed												
22. Variable with guarantees												
23. Variable without guarantees												
24. Life contingent payout												
25. Other												
26. Total Individual Annuities												
Group Annuities												
27. Fixed												
28. Indexed												
29. Variable with guarantees												
30. Variable without guarantees												
31. Life contingent payout												
32. Other												
33. Total Group Annuities												
Accident and Health												
34. Comprehensive individual (d)								XXX	XXX	XXX		
35. Comprehensive group (d)								XXX	XXX	XXX		
36. Medicare Supplement (d)								XXX	XXX	XXX		
37. Vision only (d)								XXX	XXX	XXX		
38. Dental only (d)								XXX	XXX	XXX		
39. Federal Employees Health Benefits Plan (d)								XXX	XXX	XXX		
40. Title XVIII Medicare (d)		(e)						XXX	XXX	XXX		
41. Title XIX Medicaid (d)								XXX	XXX	XXX		
42. Credit A&H								XXX	XXX	XXX		
43. Disability income (d)								XXX	XXX	XXX		
44. Long-term care (d)								XXX	XXX	XXX		
45. Other health (d)								XXX	XXX	XXX		
46. Total Accident and Health								XXX	XXX	XXX		
47. Total		(c)										

NONE

24-WA

ANNUAL STATEMENT FOR THE YEAR 2024 OF THE General Re Life Corporation

LIFE INSURANCE (STATE PAGE) (Continued)^(b)

NAIC Group Code 0031

BUSINESS IN THE STATE OF

Washington

DURING THE YEAR 2024

NAIC Company Code 86258

Direct Death Benefits, Matured Endowments Incurred and Annuity Benefits

Policy Exhibit

Line of Business	13 Incurred During Current Year	Claims Settled During Current Year								22 Unpaid December 31, Current Year	23 Issued During Year		25 Other Changes to In Force (Net)		27 In Force December 31, Current Year (b)	
		Totals Paid		Reduction by Compromise		Amount Rejected		Total Settled During Current Year			Number of Pols/ Certs	Amount	Number of Pols/ Certs	Amount	Number of Pols/ Certs	Amount
		14 Number of Pols/ Certs	15 Amount	16 Number of Pols/ Certs	17 Amount	18 Number of Pols/ Certs	19 Amount	20 Number of Pols/ Certs	21 Amount							
		23	24	25	26	27	28									
Individual Life																
1. Industrial																
2. Whole																
3. Term																
4. Indexed																
5. Universal																
6. Universal with secondary guarantees																
7. Variable																
8. Variable universal																
9. Credit																
10. Other																
11. Total Individual Life																
Group Life																
12. Whole																
13. Term																
14. Universal																
15. Variable																
16. Variable universal																
17. Credit																
18. Other																
19. Total Group Life																
Individual Annuities																
20. Fixed																
21. Indexed																
22. Variable with guarantees																
23. Variable without guarantees																
24. Life contingent payout																
25. Other																
26. Total Individual Annuities																
Group Annuities																
27. Fixed																
28. Indexed																
29. Variable with guarantees																
30. Variable without guarantees																
31. Life contingent payout																
32. Other																
33. Total Group Annuities																
Accident and Health																
34. Comprehensive individual (d)	XXX	XXX	XXX	XXX	XXX	XXX	XXX	XXX	XXX	XXX						
35. Comprehensive group (d)	XXX	XXX	XXX	XXX	XXX	XXX	XXX	XXX	XXX	XXX						
36. Medicare Supplement (d)	XXX	XXX	XXX	XXX	XXX	XXX	XXX	XXX	XXX	XXX						
37. Vision only (d)	XXX	XXX	XXX	XXX	XXX	XXX	XXX	XXX	XXX	XXX						
38. Dental only (d)	XXX	XXX	XXX	XXX	XXX	XXX	XXX	XXX	XXX	XXX						
39. Federal Employees Health Benefits Plan (d)	XXX	XXX	XXX	XXX	XXX	XXX	XXX	XXX	XXX	XXX						
40. Title XVIII Medicare (d)	XXX	XXX	XXX	XXX	XXX	XXX	XXX	XXX	XXX	XXX						
41. Title XIX Medicaid (d)	XXX	XXX	XXX	XXX	XXX	XXX	XXX	XXX	XXX	XXX						
42. Credit A&H	XXX	XXX	XXX	XXX	XXX	XXX	XXX	XXX	XXX	XXX						
43. Disability income (d)	XXX	XXX	XXX	XXX	XXX	XXX	XXX	XXX	XXX	XXX						
44. Long-term care (d)	XXX	XXX	XXX	XXX	XXX	XXX	XXX	XXX	XXX	XXX						
45. Other health (d)	XXX	XXX	XXX	XXX	XXX	XXX	XXX	XXX	XXX	XXX						
46. Total Accident and Health	XXX	XXX	XXX	XXX	XXX	XXX	XXX	XXX	XXX	XXX						
47. Total																

NONE

(a) Includes Group Credit Life Insurance Loans less than or equal to 60 months at issue, prior year \$ _____, current year \$ _____. Loans greater than 60 months at issue BUT NOT GREATER THAN 120 MONTHS prior year \$ _____, current year \$ _____.

(b) Corporate Owned Life Insurance/BOLI: 1) Number of policies: _____ 2) covering number of lives: _____ 3) face amount \$ _____.

(c) Deposit-Type Contract Considerations NOT included in Total Premiums and Annuities Considerations: Individual: \$ _____ Group: \$ _____ Total: \$ _____.

(d) For health business on indicated lines report: Number of persons insured under PPO managed care products _____ and number of persons insured under indemnity only products _____.

(e) For health premiums written: amount of Medicare Title XVIII exempt from state taxes or fees \$ _____.

24.1.WA



ANNUAL STATEMENT FOR THE YEAR 2024 OF THE General Re Life Corporation
LIFE INSURANCE (STATE PAGE)^(b)

NAIC Group Code 0031

BUSINESS IN THE STATE OF West Virginia

DURING THE YEAR 2024

NAIC Company Code 86258

Line of Business	1 Premiums and Annuities Considerations	2 Other Considerations	Dividends to Policyholders/Refunds to Members				7 Total (Col. 3+4+5+6)	Claims and Benefits Paid				
			3 Paid in Cash or Left on Deposit	4 Applied to Pay Renewal Premiums	5 Applied to Provide Paid-Up Additions or Shorten the Endowment or Premium-Paying Period	6 Other		8 Death and Annuity Benefits	9 Matured Endowments	10 Surrender Values and Withdrawals for Life Contracts	11 All Other Benefits	12 Total (Sum Columns 8 through 11)
Individual Life												
1. Industrial												
2. Whole												
3. Term												
4. Indexed												
5. Universal												
6. Universal with secondary guarantees												
7. Variable												
8. Variable universal												
9. Credit												
10. Other												
11. Total Individual Life												
Group Life												
12. Whole												
13. Term												
14. Universal												
15. Variable												
16. Variable universal												
17. Credit												
18. Other												
19. Total Group Life												
Individual Annuities												
20. Fixed												
21. Indexed												
22. Variable with guarantees												
23. Variable without guarantees												
24. Life contingent payout												
25. Other												
26. Total Individual Annuities												
Group Annuities												
27. Fixed												
28. Indexed												
29. Variable with guarantees												
30. Variable without guarantees												
31. Life contingent payout												
32. Other												
33. Total Group Annuities												
Accident and Health												
34. Comprehensive individual (d)								XXX	XXX	XXX		
35. Comprehensive group (d)								XXX	XXX	XXX		
36. Medicare Supplement (d)								XXX	XXX	XXX		
37. Vision only (d)								XXX	XXX	XXX		
38. Dental only (d)								XXX	XXX	XXX		
39. Federal Employees Health Benefits Plan (d)								XXX	XXX	XXX		
40. Title XVIII Medicare (d)		(e)						XXX	XXX	XXX		
41. Title XIX Medicaid (d)								XXX	XXX	XXX		
42. Credit A&H								XXX	XXX	XXX		
43. Disability income (d)								XXX	XXX	XXX		
44. Long-term care (d)								XXX	XXX	XXX		
45. Other health (d)								XXX	XXX	XXX		
46. Total Accident and Health								XXX	XXX	XXX		
47. Total		(c)										

NONE

24.WV

ANNUAL STATEMENT FOR THE YEAR 2024 OF THE General Re Life Corporation

LIFE INSURANCE (STATE PAGE) (Continued)^(b)

NAIC Group Code 0031

BUSINESS IN THE STATE OF

West Virginia

DURING THE YEAR 2024

NAIC Company Code 86258

Direct Death Benefits, Matured Endowments Incurred and Annuity Benefits

Policy Exhibit

Line of Business	13 Incurred During Current Year	Claims Settled During Current Year								22 Unpaid December 31, Current Year	23 Issued During Year		25 Other Changes to In Force (Net)		27 In Force December 31, Current Year (b)	
		Totals Paid		Reduction by Compromise		Amount Rejected		Total Settled During Current Year			Number of Pols/ Certs	Amount	Number of Pols/ Certs	Amount	Number of Pols/ Certs	Amount
		14 Number of Pols/ Certs	15 Amount	16 Number of Pols/ Certs	17 Amount	18 Number of Pols/ Certs	19 Amount	20 Number of Pols/ Certs	21 Amount							
Individual Life																
1. Industrial																
2. Whole																
3. Term																
4. Indexed																
5. Universal																
6. Universal with secondary guarantees																
7. Variable																
8. Variable universal																
9. Credit																
10. Other																
11. Total Individual Life																
Group Life																
12. Whole																
13. Term																
14. Universal																
15. Variable																
16. Variable universal																
17. Credit																
18. Other																
19. Total Group Life																
Individual Annuities																
20. Fixed																
21. Indexed																
22. Variable with guarantees																
23. Variable without guarantees																
24. Life contingent payout																
25. Other																
26. Total Individual Annuities																
Group Annuities																
27. Fixed																
28. Indexed																
29. Variable with guarantees																
30. Variable without guarantees																
31. Life contingent payout																
32. Other																
33. Total Group Annuities																
Accident and Health																
34. Comprehensive individual (d)	XXX	XXX	XXX	XXX	XXX	XXX	XXX	XXX	XXX	XXX						
35. Comprehensive group (d)	XXX	XXX	XXX	XXX	XXX	XXX	XXX	XXX	XXX	XXX						
36. Medicare Supplement (d)	XXX	XXX	XXX	XXX	XXX	XXX	XXX	XXX	XXX	XXX						
37. Vision only (d)	XXX	XXX	XXX	XXX	XXX	XXX	XXX	XXX	XXX	XXX						
38. Dental only (d)	XXX	XXX	XXX	XXX	XXX	XXX	XXX	XXX	XXX	XXX						
39. Federal Employees Health Benefits Plan (d)	XXX	XXX	XXX	XXX	XXX	XXX	XXX	XXX	XXX	XXX						
40. Title XVIII Medicare (d)	XXX	XXX	XXX	XXX	XXX	XXX	XXX	XXX	XXX	XXX						
41. Title XIX Medicaid (d)	XXX	XXX	XXX	XXX	XXX	XXX	XXX	XXX	XXX	XXX						
42. Credit A&H	XXX	XXX	XXX	XXX	XXX	XXX	XXX	XXX	XXX	XXX						
43. Disability income (d)	XXX	XXX	XXX	XXX	XXX	XXX	XXX	XXX	XXX	XXX						
44. Long-term care (d)	XXX	XXX	XXX	XXX	XXX	XXX	XXX	XXX	XXX	XXX						
45. Other health (d)	XXX	XXX	XXX	XXX	XXX	XXX	XXX	XXX	XXX	XXX						
46. Total Accident and Health	XXX	XXX	XXX	XXX	XXX	XXX	XXX	XXX	XXX	XXX						
47. Total																

NONE

(a) Includes Group Credit Life Insurance Loans less than or equal to 60 months at issue, prior year \$ _____, current year \$ _____. Loans greater than 60 months at issue BUT NOT GREATER THAN 120 MONTHS prior year \$ _____, current year \$ _____.

(b) Corporate Owned Life Insurance/BOLI: 1) Number of policies: _____ 2) covering number of lives: _____ 3) face amount \$ _____.

(c) Deposit-Type Contract Considerations NOT included in Total Premiums and Annuities Considerations: Individual: \$ _____ Group: \$ _____ Total: \$ _____.

(d) For health business on indicated lines report: Number of persons insured under PPO managed care products _____ and number of persons insured under indemnity only products _____.

(e) For health premiums written: amount of Medicare Title XVIII exempt from state taxes or fees \$ _____.

24.1.WV



ANNUAL STATEMENT FOR THE YEAR 2024 OF THE General Re Life Corporation
LIFE INSURANCE (STATE PAGE)^(b)

NAIC Group Code 0031

BUSINESS IN THE STATE OF Wisconsin

DURING THE YEAR 2024

NAIC Company Code 86258

Line of Business	1 Premiums and Annuities Considerations	2 Other Considerations	Dividends to Policyholders/Refunds to Members				7 Total (Col. 3+4+5+6)	Claims and Benefits Paid				
			3 Paid in Cash or Left on Deposit	4 Applied to Pay Renewal Premiums	5 Applied to Provide Paid-Up Additions or Shorten the Endowment or Premium-Paying Period	6 Other		8 Death and Annuity Benefits	9 Matured Endowments	10 Surrender Values and Withdrawals for Life Contracts	11 All Other Benefits	12 Total (Sum Columns 8 through 11)
Individual Life												
1. Industrial												
2. Whole												
3. Term												
4. Indexed												
5. Universal												
6. Universal with secondary guarantees												
7. Variable												
8. Variable universal												
9. Credit												
10. Other												
11. Total Individual Life												
Group Life												
12. Whole												
13. Term												
14. Universal												
15. Variable												
16. Variable universal												
17. Credit												
18. Other												
19. Total Group Life												
Individual Annuities												
20. Fixed												
21. Indexed												
22. Variable with guarantees												
23. Variable without guarantees												
24. Life contingent payout												
25. Other												
26. Total Individual Annuities												
Group Annuities												
27. Fixed												
28. Indexed												
29. Variable with guarantees												
30. Variable without guarantees												
31. Life contingent payout												
32. Other												
33. Total Group Annuities												
Accident and Health												
34. Comprehensive individual (d)								XXX	XXX	XXX		
35. Comprehensive group (d)								XXX	XXX	XXX		
36. Medicare Supplement (d)								XXX	XXX	XXX		
37. Vision only (d)								XXX	XXX	XXX		
38. Dental only (d)								XXX	XXX	XXX		
39. Federal Employees Health Benefits Plan (d)								XXX	XXX	XXX		
40. Title XVIII Medicare (d)		(e)						XXX	XXX	XXX		
41. Title XIX Medicaid (d)								XXX	XXX	XXX		
42. Credit A&H								XXX	XXX	XXX		
43. Disability income (d)								XXX	XXX	XXX		
44. Long-term care (d)								XXX	XXX	XXX		
45. Other health (d)								XXX	XXX	XXX		
46. Total Accident and Health								XXX	XXX	XXX		
47. Total		(c)										

NONE

24.W1

ANNUAL STATEMENT FOR THE YEAR 2024 OF THE General Re Life Corporation

LIFE INSURANCE (STATE PAGE) (Continued)^(b)

NAIC Group Code 0031

BUSINESS IN THE STATE OF

Wisconsin

DURING THE YEAR 2024

NAIC Company Code 86258

Direct Death Benefits, Matured Endowments Incurred and Annuity Benefits

Policy Exhibit

Line of Business	13 Incurred During Current Year	Claims Settled During Current Year								22 Unpaid December 31, Current Year	Issued During Year		Other Changes to In Force (Net)		In Force December 31, Current Year (b)	
		Totals Paid		Reduction by Compromise		Amount Rejected		Total Settled During Current Year			23	24	25	26	27	28
		14 Number of Pols/ Certs	15 Amount	16 Number of Pols/ Certs	17 Amount	18 Number of Pols/ Certs	19 Amount	20 Number of Pols/ Certs	21 Amount		Number of Pols/ Certs	Amount	Number of Pols/ Certs	Amount	Number of Pols/ Certs	Amount
Individual Life																
1. Industrial																
2. Whole																
3. Term																
4. Indexed																
5. Universal																
6. Universal with secondary guarantees																
7. Variable																
8. Variable universal																
9. Credit																
10. Other																
11. Total Individual Life																
Group Life																
12. Whole																
13. Term																
14. Universal																
15. Variable																
16. Variable universal																
17. Credit																
18. Other																
19. Total Group Life																
Individual Annuities																
20. Fixed																
21. Indexed																
22. Variable with guarantees																
23. Variable without guarantees																
24. Life contingent payout																
25. Other																
26. Total Individual Annuities																
Group Annuities																
27. Fixed																
28. Indexed																
29. Variable with guarantees																
30. Variable without guarantees																
31. Life contingent payout																
32. Other																
33. Total Group Annuities																
Accident and Health																
34. Comprehensive individual (d)	XXX	XXX	XXX	XXX	XXX	XXX	XXX	XXX	XXX	XXX	XXX	XXX	XXX	XXX	XXX	XXX
35. Comprehensive group (d)	XXX	XXX	XXX	XXX	XXX	XXX	XXX	XXX	XXX	XXX	XXX	XXX	XXX	XXX	XXX	XXX
36. Medicare Supplement (d)	XXX	XXX	XXX	XXX	XXX	XXX	XXX	XXX	XXX	XXX	XXX	XXX	XXX	XXX	XXX	XXX
37. Vision only (d)	XXX	XXX	XXX	XXX	XXX	XXX	XXX	XXX	XXX	XXX	XXX	XXX	XXX	XXX	XXX	XXX
38. Dental only (d)	XXX	XXX	XXX	XXX	XXX	XXX	XXX	XXX	XXX	XXX	XXX	XXX	XXX	XXX	XXX	XXX
39. Federal Employees Health Benefits Plan (d)	XXX	XXX	XXX	XXX	XXX	XXX	XXX	XXX	XXX	XXX	XXX	XXX	XXX	XXX	XXX	XXX
40. Title XVIII Medicare (d)	XXX	XXX	XXX	XXX	XXX	XXX	XXX	XXX	XXX	XXX	XXX	XXX	XXX	XXX	XXX	XXX
41. Title XIX Medicaid (d)	XXX	XXX	XXX	XXX	XXX	XXX	XXX	XXX	XXX	XXX	XXX	XXX	XXX	XXX	XXX	XXX
42. Credit A&H	XXX	XXX	XXX	XXX	XXX	XXX	XXX	XXX	XXX	XXX	XXX	XXX	XXX	XXX	XXX	XXX
43. Disability income (d)	XXX	XXX	XXX	XXX	XXX	XXX	XXX	XXX	XXX	XXX	XXX	XXX	XXX	XXX	XXX	XXX
44. Long-term care (d)	XXX	XXX	XXX	XXX	XXX	XXX	XXX	XXX	XXX	XXX	XXX	XXX	XXX	XXX	XXX	XXX
45. Other health (d)	XXX	XXX	XXX	XXX	XXX	XXX	XXX	XXX	XXX	XXX	XXX	XXX	XXX	XXX	XXX	XXX
46. Total Accident and Health	XXX	XXX	XXX	XXX	XXX	XXX	XXX	XXX	XXX	XXX	XXX	XXX	XXX	XXX	XXX	XXX
47. Total																

NONE

(a) Includes Group Credit Life Insurance Loans less than or equal to 60 months at issue, prior year \$ _____, current year \$ _____. Loans greater than 60 months at issue BUT NOT GREATER THAN 120 MONTHS prior year \$ _____, current year \$ _____.

(b) Corporate Owned Life Insurance/BOLI: 1) Number of policies: _____ 2) covering number of lives: _____ 3) face amount \$ _____.

(c) Deposit-Type Contract Considerations NOT included in Total Premiums and Annuities Considerations: Individual: \$ _____ Group: \$ _____ Total: \$ _____.

(d) For health business on indicated lines report: Number of persons insured under PPO managed care products _____ and number of persons insured under indemnity only products _____.

(e) For health premiums written: amount of Medicare Title XVIII exempt from state taxes or fees \$ _____.



ANNUAL STATEMENT FOR THE YEAR 2024 OF THE General Re Life Corporation
LIFE INSURANCE (STATE PAGE)^(b)

NAIC Group Code 0031

BUSINESS IN THE STATE OF Wyoming

DURING THE YEAR 2024

NAIC Company Code 86258

Line of Business	1 Premiums and Annuities Considerations	2 Other Considerations	Dividends to Policyholders/Refunds to Members				7 Total (Col. 3+4+5+6)	Claims and Benefits Paid				
			3 Paid in Cash or Left on Deposit	4 Applied to Pay Renewal Premiums	5 Applied to Provide Paid-Up Additions or Shorten the Endowment or Premium-Paying Period	6 Other		8 Death and Annuity Benefits	9 Matured Endowments	10 Surrender Values and Withdrawals for Life Contracts	11 All Other Benefits	12 Total (Sum Columns 8 through 11)
Individual Life												
1. Industrial												
2. Whole												
3. Term												
4. Indexed												
5. Universal												
6. Universal with secondary guarantees												
7. Variable												
8. Variable universal												
9. Credit												
10. Other												
11. Total Individual Life												
Group Life												
12. Whole												
13. Term												
14. Universal												
15. Variable												
16. Variable universal												
17. Credit												
18. Other												
19. Total Group Life												
Individual Annuities												
20. Fixed												
21. Indexed												
22. Variable with guarantees												
23. Variable without guarantees												
24. Life contingent payout												
25. Other												
26. Total Individual Annuities												
Group Annuities												
27. Fixed												
28. Indexed												
29. Variable with guarantees												
30. Variable without guarantees												
31. Life contingent payout												
32. Other												
33. Total Group Annuities												
Accident and Health												
34. Comprehensive individual (d)								XXX	XXX	XXX		
35. Comprehensive group (d)								XXX	XXX	XXX		
36. Medicare Supplement (d)								XXX	XXX	XXX		
37. Vision only (d)								XXX	XXX	XXX		
38. Dental only (d)								XXX	XXX	XXX		
39. Federal Employees Health Benefits Plan (d)								XXX	XXX	XXX		
40. Title XVIII Medicare (d)		(e)						XXX	XXX	XXX		
41. Title XIX Medicaid (d)								XXX	XXX	XXX		
42. Credit A&H								XXX	XXX	XXX		
43. Disability income (d)								XXX	XXX	XXX		
44. Long-term care (d)								XXX	XXX	XXX		
45. Other health (d)								XXX	XXX	XXX		
46. Total Accident and Health								XXX	XXX	XXX		
47. Total		(c)										

NONE

24.WY

ANNUAL STATEMENT FOR THE YEAR 2024 OF THE General Re Life Corporation

LIFE INSURANCE (STATE PAGE) (Continued)^(b)

NAIC Group Code 0031

BUSINESS IN THE STATE OF Wyoming

DURING THE YEAR 2024

NAIC Company Code 86258

Line of Business	13 Incurred During Current Year	13 Direct Death Benefits, Matured Endowments Incurred and Annuity Benefits Claims Settled During Current Year								22 Unpaid December 31, Current Year	22 Issued During Year		22 Other Changes to In Force (Net)		22 In Force December 31, Current Year (b)	
		Totals Paid		Reduction by Compromise		Amount Rejected		Total Settled During Current Year			23 Number of Pols/ Certs	24 Amount	25 Number of Pols/ Certs	26 Amount	27 Number of Pols/ Certs	28 Amount
		14 Number of Pols/ Certs	15 Amount	16 Number of Pols/ Certs	17 Amount	18 Number of Pols/ Certs	19 Amount	20 Number of Pols/ Certs	21 Amount							
Individual Life																
1. Industrial																
2. Whole																
3. Term																
4. Indexed																
5. Universal																
6. Universal with secondary guarantees																
7. Variable																
8. Variable universal																
9. Credit																
10. Other																
11. Total Individual Life																
Group Life																
12. Whole																
13. Term																
14. Universal																
15. Variable																
16. Variable universal																
17. Credit																
18. Other																
19. Total Group Life																
Individual Annuities																
20. Fixed																
21. Indexed																
22. Variable with guarantees																
23. Variable without guarantees																
24. Life contingent payout																
25. Other																
26. Total Individual Annuities																
Group Annuities																
27. Fixed																
28. Indexed																
29. Variable with guarantees																
30. Variable without guarantees																
31. Life contingent payout																
32. Other																
33. Total Group Annuities																
Accident and Health																
34. Comprehensive individual (d)	XXX	XXX	XXX	XXX	XXX	XXX	XXX	XXX	XXX	XXX	XXX	XXX	XXX	XXX	XXX	
35. Comprehensive group (d)	XXX	XXX	XXX	XXX	XXX	XXX	XXX	XXX	XXX	XXX	XXX	XXX	XXX	XXX	XXX	
36. Medicare Supplement (d)	XXX	XXX	XXX	XXX	XXX	XXX	XXX	XXX	XXX	XXX	XXX	XXX	XXX	XXX	XXX	
37. Vision only (d)	XXX	XXX	XXX	XXX	XXX	XXX	XXX	XXX	XXX	XXX	XXX	XXX	XXX	XXX	XXX	
38. Dental only (d)	XXX	XXX	XXX	XXX	XXX	XXX	XXX	XXX	XXX	XXX	XXX	XXX	XXX	XXX	XXX	
39. Federal Employees Health Benefits Plan (d)	XXX	XXX	XXX	XXX	XXX	XXX	XXX	XXX	XXX	XXX	XXX	XXX	XXX	XXX	XXX	
40. Title XVIII Medicare (d)	XXX	XXX	XXX	XXX	XXX	XXX	XXX	XXX	XXX	XXX	XXX	XXX	XXX	XXX	XXX	
41. Title XIX Medicaid (d)	XXX	XXX	XXX	XXX	XXX	XXX	XXX	XXX	XXX	XXX	XXX	XXX	XXX	XXX	XXX	
42. Credit A&H	XXX	XXX	XXX	XXX	XXX	XXX	XXX	XXX	XXX	XXX	XXX	XXX	XXX	XXX	XXX	
43. Disability income (d)	XXX	XXX	XXX	XXX	XXX	XXX	XXX	XXX	XXX	XXX	XXX	XXX	XXX	XXX	XXX	
44. Long-term care (d)	XXX	XXX	XXX	XXX	XXX	XXX	XXX	XXX	XXX	XXX	XXX	XXX	XXX	XXX	XXX	
45. Other health (d)	XXX	XXX	XXX	XXX	XXX	XXX	XXX	XXX	XXX	XXX	XXX	XXX	XXX	XXX	XXX	
46. Total Accident and Health	XXX	XXX	XXX	XXX	XXX	XXX	XXX	XXX	XXX	XXX	XXX	XXX	XXX	XXX	XXX	
47. Total																

NONE

(a) Includes Group Credit Life Insurance Loans less than or equal to 60 months at issue, prior year \$ _____, current year \$ _____. Loans greater than 60 months at issue BUT NOT GREATER THAN 120 MONTHS prior year \$ _____, current year \$ _____.

(b) Corporate Owned Life Insurance/BOLI: 1) Number of policies: _____ 2) covering number of lives: _____ 3) face amount \$ _____.

(c) Deposit-Type Contract Considerations NOT included in Total Premiums and Annuities Considerations: Individual: \$ _____ Group: \$ _____ Total: \$ _____.

(d) For health business on indicated lines report: Number of persons insured under PPO managed care products _____ and number of persons insured under indemnity only products _____.

(e) For health premiums written: amount of Medicare Title XVIII exempt from state taxes or fees \$ _____.

24.1.WY



ANNUAL STATEMENT FOR THE YEAR 2024 OF THE General Re Life Corporation
LIFE INSURANCE (STATE PAGE)^(b)

NAIC Group Code 0031

BUSINESS IN THE STATE OF Grand Total

DURING THE YEAR 2024

NAIC Company Code 86258

Line of Business	1 Premiums and Annuities Considerations	2 Other Considerations	Dividends to Policyholders/Refunds to Members				7 Total (Col. 3+4+5+6)	Claims and Benefits Paid				
			3 Paid in Cash or Left on Deposit	4 Applied to Pay Renewal Premiums	5 Applied to Provide Paid-Up Additions or Shorten the Endowment or Premium-Paying Period	6 Other		8 Death and Annuity Benefits	9 Matured Endowments	10 Surrender Values and Withdrawals for Life Contracts	11 All Other Benefits	12 Total (Sum Columns 8 through 11)
Individual Life												
1. Industrial												
2. Whole												
3. Term												
4. Indexed												
5. Universal												
6. Universal with secondary guarantees												
7. Variable												
8. Variable universal												
9. Credit												
10. Other												
11. Total Individual Life												
Group Life												
12. Whole												
13. Term												
14. Universal												
15. Variable												
16. Variable universal												
17. Credit												
18. Other												
19. Total Group Life												
Individual Annuities												
20. Fixed												
21. Indexed												
22. Variable with guarantees												
23. Variable without guarantees												
24. Life contingent payout												
25. Other												
26. Total Individual Annuities												
Group Annuities												
27. Fixed												
28. Indexed												
29. Variable with guarantees												
30. Variable without guarantees												
31. Life contingent payout												
32. Other												
33. Total Group Annuities												
Accident and Health												
34. Comprehensive individual (d)								XXX	XXX	XXX		
35. Comprehensive group (d)								XXX	XXX	XXX		
36. Medicare Supplement (d)								XXX	XXX	XXX		
37. Vision only (d)								XXX	XXX	XXX		
38. Dental only (d)								XXX	XXX	XXX		
39. Federal Employees Health Benefits Plan (d)								XXX	XXX	XXX		
40. Title XVIII Medicare (d)								XXX	XXX	XXX		
41. Title XIX Medicaid (d)		(e)						XXX	XXX	XXX		
42. Credit A&H (d)								XXX	XXX	XXX		
43. Disability income (d)								XXX	XXX	XXX		
44. Long-term care (d)								XXX	XXX	XXX		
45. Other health (d)								XXX	XXX	XXX		
46. Total Accident and Health								XXX	XXX	XXX		
47. Total		(c)										

NONE

24.GT

ANNUAL STATEMENT FOR THE YEAR 2024 OF THE General Re Life Corporation

LIFE INSURANCE (STATE PAGE) (Continued)^(b)

NAIC Group Code 0031

BUSINESS IN THE STATE OF

Grand Total

DURING THE YEAR 2024

NAIC Company Code 86258

Line of Business	13 Incurred During Current Year	Direct Death Benefits, Matured Endowments Incurred and Annuity Benefits								22 Unpaid December 31, Current Year	Policy Exhibit					
		Claims Settled During Current Year									Issued During Year		Other Changes to In Force (Net)		In Force December 31, Current Year (b)	
		Totals Paid		Reduction by Compromise		Amount Rejected		Total Settled During Current Year			23	24	25	26	27	28
		14 Number of Pols/ Certs	15 Amount	16 Number of Pols/ Certs	17 Amount	18 Number of Pols/ Certs	19 Amount	20 Number of Pols/ Certs	21 Amount		Number of Pols/ Certs	Amount	Number of Pols/ Certs	Amount	Number of Pols/ Certs	Amount
Individual Life																
1. Industrial																
2. Whole																
3. Term																
4. Indexed																
5. Universal																
6. Universal with secondary guarantees																
7. Variable																
8. Variable universal																
9. Credit																
10. Other																
11. Total Individual Life																
Group Life																
12. Whole																
13. Term																
14. Universal																
15. Variable																
16. Variable universal																
17. Credit																
18. Other																
19. Total Group Life																
Individual Annuities																
20. Fixed																
21. Indexed																
22. Variable with guarantees																
23. Variable without guarantees																
24. Life contingent payout																
25. Other																
26. Total Individual Annuities																
Group Annuities																
27. Fixed																
28. Indexed																
29. Variable with guarantees																
30. Variable without guarantees																
31. Life contingent payout																
32. Other																
33. Total Group Annuities																
Accident and Health																
34. Comprehensive individual (d)	XXX	XXX	XXX	XXX	XXX	XXX	XXX	XXX	XXX	XXX						
35. Comprehensive group (d)	XXX	XXX	XXX	XXX	XXX	XXX	XXX	XXX	XXX	XXX						
36. Medicare Supplement (d)	XXX	XXX	XXX	XXX	XXX	XXX	XXX	XXX	XXX	XXX						
37. Vision only (d)	XXX	XXX	XXX	XXX	XXX	XXX	XXX	XXX	XXX	XXX						
38. Dental only (d)	XXX	XXX	XXX	XXX	XXX	XXX	XXX	XXX	XXX	XXX						
39. Federal Employees Health Benefits Plan (d)	XXX	XXX	XXX	XXX	XXX	XXX	XXX	XXX	XXX	XXX						
40. Title XVIII Medicare (d)	XXX	XXX	XXX	XXX	XXX	XXX	XXX	XXX	XXX	XXX						
41. Title XIX Medicaid (d)	XXX	XXX	XXX	XXX	XXX	XXX	XXX	XXX	XXX	XXX						
42. Credit A&H	XXX	XXX	XXX	XXX	XXX	XXX	XXX	XXX	XXX	XXX						
43. Disability income (d)	XXX	XXX	XXX	XXX	XXX	XXX	XXX	XXX	XXX	XXX						
44. Long-term care (d)	XXX	XXX	XXX	XXX	XXX	XXX	XXX	XXX	XXX	XXX						
45. Other health (d)	XXX	XXX	XXX	XXX	XXX	XXX	XXX	XXX	XXX	XXX						
46. Total Accident and Health	XXX	XXX	XXX	XXX	XXX	XXX	XXX	XXX	XXX	XXX						
47. Total																

NONE

(a) Includes Group Credit Life Insurance Loans less than or equal to 60 months at issue, prior year \$, current year \$ Loans greater than 60 months at issue BUT NOT GREATER THAN 120 MONTHS prior year \$, current year \$
 (b) Corporate Owned Life Insurance/BOLI: 1) Number of policies: 2) covering number of lives: 3) face amount \$
 (c) Deposit-Type Contract Considerations NOT included in Total Premiums and Annuities Considerations: Individual: \$ Group: \$ Total: \$
 (d) For health business on indicated lines report: Number of persons insured under PPO managed care products and number of persons insured under indemnity only products
 (e) For health premiums written: amount of Medicare Title XVIII exempt from state taxes or fees \$

24.1.GT

ANNUAL STATEMENT FOR THE YEAR 2024 OF THE General Re Life Corporation

EXHIBIT OF LIFE INSURANCE

(\$000 Omitted for Amounts of Life Insurance)

	Industrial		Ordinary		Credit Life (Group and Individual)		Group			10 Total Amount of Insurance
	1	2	3	4	5	6	8		9	
	Number of Policies	Amount of Insurance	Number of Policies	Amount of Insurance	Number of Individual Policies and Group Certificates	Amount of Insurance	Policies	Certificates	Amount of Insurance	
1. In force end of prior year	0	0	5,354,793	382,229,738	1,845,507	13,908,951	346,610	76,228	22,541,276	418,679,965
2. Issued during year	0	0	0	0	0	0	0	0	0	0
3. Reinsurance assumed	0	0	522,193	76,381,950	195,109	1,864,586	30,520	0	48,988	78,295,524
4. Revived during year	0	0	11,744	1,503,537	0	0	0	0	0	1,503,537
5. Increased during year (net)	0	0	0	1,528,888	0	0	87	5,252	1,332,116	2,861,004
6. Subtotals, Lines 2 to 5	0	0	533,937	79,414,375	195,109	1,864,586	30,607	5,252	1,381,104	82,660,065
7. Additions by dividends during year	XXX	0	XXX	0	XXX	0	XXX	XXX	0	0
8. Aggregate write-ins for increases	0	0	0	0	0	0	0	0	72,642	72,642
9. Totals (Lines 1 and 6 to 8)	0	0	5,888,730	461,644,113	2,040,616	15,773,537	377,217	81,480	23,995,022	501,412,672
Deductions during year:										
10. Death	0	0	19,223	768,908	770	5,830	XXX	87	34,545	809,283
11. Maturity	0	0	61	133	0	0	XXX	0	0	133
12. Disability	0	0	234	930	0	0	XXX	0	930	1,860
13. Expiry	0	0	55	370	0	0	0	0	0	370
14. Surrender	0	0	293	36,713	0	0	0	0	0	36,713
15. Lapse	0	0	355,591	33,080,317	8,682	65,708	0	0	559,253	33,705,278
16. Conversion	0	0	2,585	1,281,421	0	0	XXX	XXX	XXX	1,281,421
17. Decreased (net)	0	0	0	944,378	0	0	224,494	17,826	1,041,076	1,985,454
18. Reinsurance	0	0	0	0	0	0	0	0	0	0
19. Aggregate write-ins for decreases	0	0	0	1,573,820	0	329,526	0	0	207	1,903,553
20. Totals (Lines 10 to 19)	0	0	378,042	37,686,990	9,452	401,064	224,494	17,913	1,636,011	39,724,065
21. In force end of year (b) (Line 9 minus Line 20)	0	0	5,510,688	423,957,123	2,031,164	15,372,473	152,723	63,567	22,359,011	461,688,607
22. Reinsurance ceded end of year	XXX	0	XXX	38,394,235	XXX	0	XXX	XXX	0	38,394,235
23. Line 21 minus Line 22	XXX	0	XXX	385,562,888	XXX	(a) 15,372,473	XXX	XXX	22,359,011	423,294,372
DETAILS OF WRITE-INS										
0801. Foreign exchange									72,642	72,642
0802.										
0803.										
0898. Summary of remaining write-ins for Line 8 from overflow page	0	0	0	0	0	0	0	0	0	0
0899. TOTALS (Lines 0801 through 0803 plus 0898) (Line 8 above)	0	0	0	0	0	0	0	0	72,642	72,642
1901. Foreign exchange				1,573,820		329,526			207	1,903,553
1902.										
1903.										
1998. Summary of remaining write-ins for Line 19 from overflow page	0	0	0	0	0	0	0	0	0	0
1999. TOTALS (Lines 1901 through 1903 plus 1998) (Line 19 above)	0	0	0	1,573,820	0	329,526	0	0	207	1,903,553

Life, Accident and Health Companies Only:

(a) Group \$; Individual \$

Fraternal Benefit Societies Only:

(b) Paid-up insurance included in the final totals of Line 21 (including additions to certificates) number of certificates , Amount \$

Additional accidental death benefits included in life certificates were in amount \$, Does the society collect any contributions from members for general expenses of the society under fully paid-up certificates? Yes [] No []

If not, how are such expenses met?

.....

ANNUAL STATEMENT FOR THE YEAR 2024 OF THE General Re Life Corporation

EXHIBIT OF LIFE INSURANCE

(\$000 Omitted for Amounts of Life Insurance) (Continued)
ADDITIONAL INFORMATION ON INSURANCE IN FORCE END OF YEAR

	Industrial		Ordinary	
	1 Number of Policies	2 Amount of Insurance	3 Number of Policies	4 Amount of Insurance
24. Additions by dividends	XXX		XXX	43
25. Other paid-up insurance			3,576	11,220
26. Debit ordinary insurance	XXX	XXX		

ADDITIONAL INFORMATION ON ORDINARY INSURANCE

Term Insurance Excluding Extended Term Insurance	Issued During Year (Included in Line 2)		In Force End of Year (Included in Line 21)	
	1 Number of Policies	2 Amount of Insurance	3 Number of Policies	4 Amount of Insurance
27. Term policies - decreasing				2,643
28. Term policies - other			5,504,752	423,701,084
29. Other term insurance - decreasing	XXX		XXX	
30. Other term insurance	XXX		XXX	
31. Totals (Lines 27 to 30)	0	0	5,504,752	423,703,727
Reconciliation to Lines 2 and 21:				
32. Term additions	XXX		XXX	
33. Totals, extended term insurance	XXX	XXX	641	9,112
34. Totals, whole life and endowment			5,296	244,283
35. Totals (Lines 31 to 34)	0	0	5,510,689	423,957,122

CLASSIFICATION OF AMOUNT OF INSURANCE BY PARTICIPATING STATUS

	Issued During Year (Included in Line 2)		In Force End of Year (Included in Line 21)	
	1 Non-Participating	2 Participating	3 Non-Participating	4 Participating
36. Industrial				
37. Ordinary			423,951,787	5,335
38. Credit Life (Group and Individual)			15,372,475	0
39. Group			22,359,012	0
40. Totals (Lines 36 to 39)	0	0	461,683,274	5,335

ADDITIONAL INFORMATION ON CREDIT LIFE AND GROUP INSURANCE

	Credit Life		Group	
	1 Number of Individual Policies and Group Certificates	2 Amount of Insurance	3 Number of Certificates	4 Amount of Insurance
41. Amount of insurance included in Line 2 ceded to other companies	XXX		XXX	
42. Number in force end of year if the number under shared groups is counted on a pro-rata basis		XXX		XXX
43. Federal Employees' Group Life Insurance included in Line 21				
44. Servicemen's Group Life Insurance included in Line 21				
45. Group Permanent Insurance included in Line 21				

ADDITIONAL ACCIDENTAL DEATH BENEFITS

46. Amount of additional accidental death benefits in force end of year under ordinary policies	254,959
-------------------------------------------------------------------------------------------------------	---------

BASIS OF CALCULATION OF ORDINARY TERM INSURANCE

47. State basis of calculation of (47.1) decreasing term insurance contained in Family Income, Mortgage Protection, etc., policies and riders and of (47.2) term insurance on wife and children under Family, Parent and Children, etc., policies and riders included above.	
47.1	
47.2	

POLICIES WITH DISABILITY PROVISIONS

Disability Provisions	Industrial		Ordinary		Credit		Group	
	1 Number of Policies	2 Amount of Insurance	3 Number of Policies	4 Amount of Insurance	5 Number of Policies	6 Amount of Insurance	7 Number of Certi- ficates	8 Amount of Ins urance
48. Waiver of Premium			12	233				
49. Disability Income								
50. Extended Benefits			XXX	XXX				
51. Other								
52. Total	0	(a) 0	12	(a) 233	0	(a) 0	0	(a) 0

(a) See the Annual Audited Financial Reports section of the annual statement instructions

EXHIBIT OF NUMBER OF POLICIES, CONTRACTS, CERTIFICATES, INCOME PAYABLE AND ACCOUNT VALUES IN FORCE FOR SUPPLEMENTARY CONTRACTS, ANNUITIES, ACCIDENT & HEALTH AND OTHER POLICIES

SUPPLEMENTARY CONTRACTS

	Ordinary		Group	
	1 Involving Life Contingencies	2 Not Involving Life Contingencies	3 Involving Life Contingencies	4 Not Involving Life Contingencies
1. In force end of prior year	10	1	0	0
2. Issued during year				
3. Reinsurance assumed				
4. Increased during year (net)				
5. Total (Lines 1 to 4)	10	1	0	0
Deductions during year:				
6. Decreased (net)				
7. Reinsurance ceded				
8. Totals (Lines 6 and 7)	0	0	0	0
9. In force end of year (line 5 minus line 8)	10	1	0	0
10. Amount on deposit		(a) 28,701		(a)
11. Income now payable	10	2		
12. Amount of income payable	(a) 9,015	(a) 1,178	(a)	(a)

ANNUITIES

	Ordinary		Group	
	1 Immediate	2 Deferred	3 Contracts	4 Certificates
1. In force end of prior year	0	352	0	0
2. Issued during year				
3. Reinsurance assumed				
4. Increased during year (net)				
5. Totals (Lines 1 to 4)	0	352	0	0
Deductions during year:				
6. Decreased (net)		8		
7. Reinsurance ceded				
8. Totals (Lines 6 and 7)	0	8	0	0
9. In force end of year (line 5 minus line 8)	0	344	0	0
Income now payable:				
10. Amount of income payable	(a)	XXX	XXX	(a)
Deferred fully paid:				
11. Account balance	XXX	(a) 759,513	XXX	(a)
Deferred not fully paid:				
12. Account balance	XXX	(a) 712,766	XXX	(a)

ACCIDENT AND HEALTH INSURANCE

	Group		Credit		Other	
	1 Certificates	2 Premiums in Force	3 Policies	4 Premiums in Force	5 Policies	6 Premiums in Force
1. In force end of prior year	184,571	7,533,715	0		663,623	335,809,447
2. Issued during year						
3. Reinsurance assumed		294,168				(24,255,294)
4. Increased during year (net)		XXX		XXX		XXX
5. Totals (Lines 1 to 4)	184,571	XXX	0	XXX	663,623	XXX
Deductions during year:						
6. Conversions		XXX	XXX	XXX	XXX	XXX
7. Decreased (net)	5,749	XXX		XXX	57,157	XXX
8. Reinsurance ceded		XXX		XXX		XXX
9. Totals (Lines 6 to 8)	5,749	XXX	0	XXX	57,157	XXX
10. In force end of year (line 5 minus line 9)	178,822	(a) 7,827,883	0	(a)	606,466	(a) 311,540,186

DEPOSIT FUNDS AND DIVIDEND ACCUMULATIONS

	1	2
	Deposit Funds Contracts	Dividend Accumulations Contracts
1. In force end of prior year	69	542
2. Issued during year		
3. Reinsurance assumed		
4. Increased during year (net)		
5. Totals (Lines 1 to 4)	69	542
Deductions During Year:		
6. Decreased (net)		
7. Reinsurance ceded		
8. Totals (Lines 6 and 7)	0	0
9. In force end of year (line 5 minus line 8)	69	542
10. Amount of account balance	(a) 243,368	(a) 551,737

(a) See the Annual Audited Financial Reports section of the annual statement instructions.

ANNUAL STATEMENT FOR THE YEAR 2024 OF THE General Re Life Corporation
FORM FOR CALCULATING THE INTEREST MAINTENANCE RESERVE

INTEREST MAINTENANCE RESERVE

	1 Amount
1. Reserve as of December 31, Prior Year	708,353
2. Current year's realized pre-tax capital gains/(losses) of \$ (10,777,543) transferred into the reserve net of taxes of \$ 2,263,284	(8,514,259)
3. Adjustment for current year's liability gains/(losses) released from the reserve	0
4. Balance before reduction for amount transferred to Summary of Operations (Line 1 + Line 2 + Line 3)	(7,805,906)
5. Current year's amortization released to Summary of Operations (Amortization, Line 1, Column 4)	(8,297,827)
6. Reserve as of December 31, current year (Line 4 minus Line 5)	491,921

AMORTIZATION

	1	2	3	4
Year of Amortization	Reserve as of December 31, Prior Year	Current Year's Realized Capital Gains/(Losses) Transferred into the Reserve Net of Taxes	Adjustment for Current Year's Liability Gains/(Losses) Released From the Reserve	Balance Before Reduction for Current Year's Amortization (Cols. 1 + 2 + 3)
1. 2024	216,432	(8,514,259)	0	(8,297,827)
2. 2025	182,003	0	0	182,003
3. 2026	136,057	0	0	136,057
4. 2027	96,598	0	0	96,598
5. 2028	58,635	0	0	58,635
6. 2029	18,699	0	0	18,699
7. 2030	(70)	0	0	(70)
8. 2031	0	0	0	0
9. 2032	0	0	0	0
10. 2033	0	0	0	0
11. 2034	0	0	0	0
12. 2035	0	0	0	0
13. 2036	0	0	0	0
14. 2037	0	0	0	0
15. 2038	0	0	0	0
16. 2039	0	0	0	0
17. 2040	0	0	0	0
18. 2041	0	0	0	0
19. 2042	0	0	0	0
20. 2043	0	0	0	0
21. 2044	0	0	0	0
22. 2045	0	0	0	0
23. 2046	0	0	0	0
24. 2047	0	0	0	0
25. 2048	0	0	0	0
26. 2049	0	0	0	0
27. 2050	0	0	0	0
28. 2051	0	0	0	0
29. 2052	0	0	0	0
30. 2053	0	0	0	0
31. 2054 and Later	0	0	0	0
32. Total (Lines 1 to 31)	708,354	(8,514,259)	0	(7,805,905)

ANNUAL STATEMENT FOR THE YEAR 2024 OF THE General Re Life Corporation

ASSET VALUATION RESERVE

	Default Component			Equity Component			7 Total Amount (Cols. 3 + 6)
	1 Other Than Mortgage Loans	2 Mortgage Loans	3 Total (Cols. 1 + 2)	4 Common Stock	5 Real Estate and Other Invested Assets	6 Total (Cols. 4 + 5)	
1. Reserve as of December 31, prior year	1,034,484	0	1,034,484	0	2,357,161	2,357,161	3,391,645
2. Realized capital gains/(losses) net of taxes - General Account			0			0	0
3. Realized capital gains/(losses) net of taxes - Separate Accounts			0			0	0
4. Unrealized capital gains/(losses) net of deferred taxes - General Account			0			0	0
5. Unrealized capital gains/(losses) net of deferred taxes - Separate Accounts			0			0	0
6. Capital gains credited/(losses charged) to contract benefits, payments or reserves			0			0	0
7. Basic contribution	193,712	0	193,712	0	353,625	353,625	547,337
8. Accumulated balances (Lines 1 through 5 - 6 + 7)	1,228,196	0	1,228,196	0	2,710,786	2,710,786	3,938,982
9. Maximum reserve	1,124,912	0	1,124,912	0	2,333,923	2,333,923	3,458,835
10. Reserve objective	633,885	0	633,885	0	1,131,599	1,131,599	1,765,484
11. 20% of (Line 10 - Line 8)	(118,862)	0	(118,862)	0	(315,837)	(315,837)	(434,700)
12. Balance before transfers (Lines 8 + 11)	1,109,334	0	1,109,334	0	2,394,949	2,394,949	3,504,283
13. Transfers	18,160		18,160	0	(18,160)	(18,160)	0
14. Voluntary contribution			0			0	0
15. Adjustment down to maximum/up to zero	(2,582)		(2,582)		(42,866)	(42,866)	(45,448)
16. Reserve as of December 31, current year (Lines 12 + 13 + 14 + 15)	1,124,912	0	1,124,912	0	2,333,923	2,333,923	3,458,835

ASSET VALUATION RESERVE
BASIC CONTRIBUTION, RESERVE OBJECTIVE AND MAXIMUM RESERVE CALCULATIONS
DEFAULT COMPONENT

Line Number	NAIC Designation	Description	1 Book/Adjusted Carrying Value	2 Reclassify Related Party Encumbrances	3 Add Third Party Encumbrances	4 Balance for AVR Reserve Calculations (Cols. 1 + 2 + 3)	Basic Contribution		Reserve Objective		Maximum Reserve	
							5 Factor	6 Amount (Cols. 4 x 5)	7 Factor	8 Amount (Cols. 4 x 7)	9 Factor	10 Amount (Cols. 4 x 9)
LONG-TERM BONDS												
1.		Exempt Obligations	6,516,500	XXX	XXX	6,516,500	0.0000	0	0.0000	0	0.0000	0
2.1	1	NAIC Designation Category 1.A	192,214,483	XXX	XXX	192,214,483	0.0002	38,443	0.0007	134,550	0.0013	249,879
2.2	1	NAIC Designation Category 1.B		XXX	XXX	0	0.0004	0	0.0011	0	0.0023	0
2.3	1	NAIC Designation Category 1.C		XXX	XXX	0	0.0006	0	0.0018	0	0.0035	0
2.4	1	NAIC Designation Category 1.D	1	XXX	XXX	1	0.0007	0	0.0022	0	0.0044	0
2.5	1	NAIC Designation Category 1.E		XXX	XXX	0	0.0009	0	0.0027	0	0.0055	0
2.6	1	NAIC Designation Category 1.F		XXX	XXX	0	0.0011	0	0.0034	0	0.0068	0
2.7	1	NAIC Designation Category 1.G		XXX	XXX	0	0.0014	0	0.0042	0	0.0085	0
2.8		Subtotal NAIC 1 (2.1+2.2+2.3+2.4+2.5+2.6+2.7)	192,214,484	XXX	XXX	192,214,484	XXX	38,443	XXX	134,550	XXX	249,879
3.1	2	NAIC Designation Category 2.A	12,295,815	XXX	XXX	12,295,815	0.0021	25,821	0.0063	77,464	0.0105	129,106
3.2	2	NAIC Designation Category 2.B	18,928,475	XXX	XXX	18,928,475	0.0025	47,321	0.0076	143,856	0.0127	240,392
3.3	2	NAIC Designation Category 2.C	5,239,005	XXX	XXX	5,239,005	0.0036	18,860	0.0108	56,581	0.0180	94,302
3.4		Subtotal NAIC 2 (3.1+3.2+3.3)	36,463,295	XXX	XXX	36,463,295	XXX	92,003	XXX	277,901	XXX	463,800
4.1	3	NAIC Designation Category 3.A		XXX	XXX	0	0.0069	0	0.0183	0	0.0262	0
4.2	3	NAIC Designation Category 3.B		XXX	XXX	0	0.0099	0	0.0264	0	0.0377	0
4.3	3	NAIC Designation Category 3.C		XXX	XXX	0	0.0131	0	0.0350	0	0.0500	0
4.4		Subtotal NAIC 3 (4.1+4.2+4.3)	0	XXX	XXX	0	XXX	0	XXX	0	XXX	0
5.1	4	NAIC Designation Category 4.A		XXX	XXX	0	0.0184	0	0.0430	0	0.0615	0
5.2	4	NAIC Designation Category 4.B		XXX	XXX	0	0.0238	0	0.0555	0	0.0793	0
5.3	4	NAIC Designation Category 4.C		XXX	XXX	0	0.0310	0	0.0724	0	0.1034	0
5.4		Subtotal NAIC 4 (5.1+5.2+5.3)	0	XXX	XXX	0	XXX	0	XXX	0	XXX	0
6.1	5	NAIC Designation Category 5.A		XXX	XXX	0	0.0472	0	0.0846	0	0.1410	0
6.2	5	NAIC Designation Category 5.B		XXX	XXX	0	0.0663	0	0.1188	0	0.1980	0
6.3	5	NAIC Designation Category 5.C		XXX	XXX	0	0.0836	0	0.1498	0	0.2496	0
6.4		Subtotal NAIC 5 (6.1+6.2+6.3)	0	XXX	XXX	0	XXX	0	XXX	0	XXX	0
7.	6	NAIC 6		XXX	XXX	0	0.0000	0	0.2370	0	0.2370	0
8.		Total Unrated Multi-class Securities Acquired by Conversion		XXX	XXX	0	XXX	0	XXX	0	XXX	0
9.		Total Long-Term Bonds (1+2.8+3.4+4.4+5.4+6.4+7+8)	235,194,279	XXX	XXX	235,194,279	XXX	130,446	XXX	412,451	XXX	713,679
PREFERRED STOCKS												
10.	1	Highest Quality		XXX	XXX	0	0.0005	0	0.0016	0	0.0033	0
11.	2	High Quality		XXX	XXX	0	0.0021	0	0.0064	0	0.0106	0
12.	3	Medium Quality		XXX	XXX	0	0.0099	0	0.0263	0	0.0376	0
13.	4	Low Quality		XXX	XXX	0	0.0245	0	0.0572	0	0.0817	0
14.	5	Lower Quality		XXX	XXX	0	0.0630	0	0.1128	0	0.1880	0
15.	6	In or Near Default		XXX	XXX	0	0.0000	0	0.2370	0	0.2370	0
16.		Affiliated Life with AVR		XXX	XXX	0	0.0000	0	0.0000	0	0.0000	0
17.		Total Preferred Stocks (Sum of Lines 10 through 16)	0	XXX	XXX	0	XXX	0	XXX	0	XXX	0

ASSET VALUATION RESERVE (Continued)
BASIC CONTRIBUTION, RESERVE OBJECTIVE AND MAXIMUM RESERVE CALCULATIONS
DEFAULT COMPONENT

Line Number	NAIC Designation	Description	1 Book/Adjusted Carrying Value	2 Reclassify Related Party Encumbrances	3 Add Third Party Encumbrances	4 Balance for AVR Reserve Calculations (Cols. 1 + 2 + 3)	Basic Contribution		Reserve Objective		Maximum Reserve	
							5 Factor	6 Amount (Cols. 4 x 5)	7 Factor	8 Amount (Cols. 4 x 7)	9 Factor	10 Amount (Cols. 4 x 9)
SHORT-TERM BONDS												
18.		Exempt Obligations	2,146,790,699	XXX	XXX	2,146,790,699	0.0000	0	0.0000	0	0.0000	0
19.1	1	NAIC Designation Category 1.A	316,333,554	XXX	XXX	316,333,554	0.0002	63,267	0.0007	221,433	0.0013	411,234
19.2	1	NAIC Designation Category 1.B		XXX	XXX	0	0.0004	0	0.0011	0	0.0023	0
19.3	1	NAIC Designation Category 1.C		XXX	XXX	0	0.0006	0	0.0018	0	0.0035	0
19.4	1	NAIC Designation Category 1.D		XXX	XXX	0	0.0007	0	0.0022	0	0.0044	0
19.5	1	NAIC Designation Category 1.E		XXX	XXX	0	0.0009	0	0.0027	0	0.0055	0
19.6	1	NAIC Designation Category 1.F		XXX	XXX	0	0.0011	0	0.0034	0	0.0068	0
19.7	1	NAIC Designation Category 1.G		XXX	XXX	0	0.0014	0	0.0042	0	0.0085	0
19.8		Subtotal NAIC 1 (19.1+19.2+19.3+19.4+19.5+19.6+19.7)	316,333,554	XXX	XXX	316,333,554	XXX	63,267	XXX	221,433	XXX	411,234
20.1	2	NAIC Designation Category 2.A		XXX	XXX	0	0.0021	0	0.0063	0	0.0105	0
20.2	2	NAIC Designation Category 2.B		XXX	XXX	0	0.0025	0	0.0076	0	0.0127	0
20.3	2	NAIC Designation Category 2.C		XXX	XXX	0	0.0036	0	0.0108	0	0.0180	0
20.4		Subtotal NAIC 2 (20.1+20.2+20.3)	0	XXX	XXX	0	XXX	0	XXX	0	XXX	0
21.1	3	NAIC Designation Category 3.A		XXX	XXX	0	0.0069	0	0.0183	0	0.0262	0
21.2	3	NAIC Designation Category 3.B		XXX	XXX	0	0.0099	0	0.0264	0	0.0377	0
21.3	3	NAIC Designation Category 3.C		XXX	XXX	0	0.0131	0	0.0350	0	0.0500	0
21.4		Subtotal NAIC 3 (21.1+21.2+21.3)	0	XXX	XXX	0	XXX	0	XXX	0	XXX	0
22.1	4	NAIC Designation Category 4.A		XXX	XXX	0	0.0184	0	0.0430	0	0.0615	0
22.2	4	NAIC Designation Category 4.B		XXX	XXX	0	0.0238	0	0.0555	0	0.0793	0
22.3	4	NAIC Designation Category 4.C		XXX	XXX	0	0.0310	0	0.0724	0	0.1034	0
22.4		Subtotal NAIC 4 (22.1+22.2+22.3)	0	XXX	XXX	0	XXX	0	XXX	0	XXX	0
23.1	5	NAIC Designation Category 5.A		XXX	XXX	0	0.0472	0	0.0846	0	0.1410	0
23.2	5	NAIC Designation Category 5.B		XXX	XXX	0	0.0663	0	0.1188	0	0.1980	0
23.3	5	NAIC Designation Category 5.C		XXX	XXX	0	0.0836	0	0.1498	0	0.2496	0
23.4		Subtotal NAIC 5 (23.1+23.2+23.3)	0	XXX	XXX	0	XXX	0	XXX	0	XXX	0
24.	6	NAIC 6		XXX	XXX	0	0.0000	0	0.2370	0	0.2370	0
25.		Total Short-Term Bonds (18+19.8+20.4+21.4+22.4+23.4+24)	2,463,124,253	XXX	XXX	2,463,124,253	XXX	63,267	XXX	221,433	XXX	411,234
DERIVATIVE INSTRUMENTS												
26.		Exchange Traded		XXX	XXX	0	0.0005	0	0.0016	0	0.0033	0
27.	1	Highest Quality		XXX	XXX	0	0.0005	0	0.0016	0	0.0033	0
28.	2	High Quality		XXX	XXX	0	0.0021	0	0.0064	0	0.0106	0
29.	3	Medium Quality		XXX	XXX	0	0.0099	0	0.0263	0	0.0376	0
30.	4	Low Quality		XXX	XXX	0	0.0245	0	0.0572	0	0.0817	0
31.	5	Lower Quality		XXX	XXX	0	0.0630	0	0.1128	0	0.1880	0
32.	6	In or Near Default		XXX	XXX	0	0.0000	0	0.2370	0	0.2370	0
33.		Total Derivative Instruments	0	XXX	XXX	0	XXX	0	XXX	0	XXX	0
34.		Total (Lines 9 + 17 + 25 + 33)	2,698,318,532	XXX	XXX	2,698,318,532	XXX	193,712	XXX	633,885	XXX	1,124,912

ASSET VALUATION RESERVE (Continued)
BASIC CONTRIBUTION, RESERVE OBJECTIVE AND MAXIMUM RESERVE CALCULATIONS
DEFAULT COMPONENT

Line Number	NAIC Designation	Description	1 Book/Adjusted Carrying Value	2 Reclassify Related Party Encumbrances	3 Add Third Party Encumbrances	4 Balance for AVR Reserve Calculations (Cols. 1 + 2 + 3)	Basic Contribution		Reserve Objective		Maximum Reserve	
							5 Factor	6 Amount (Cols. 4 x 5)	7 Factor	8 Amount (Cols. 4 x 7)	9 Factor	10 Amount (Cols. 4 x 9)
		MORTGAGE LOANS										
		In Good Standing:										
35.		Farm Mortgages - CM1 - Highest Quality			XXX	0	0.0011	0	0.0057	0	0.0074	0
36.		Farm Mortgages - CM2 - High Quality			XXX	0	0.0040	0	0.0114	0	0.0149	0
37.		Farm Mortgages - CM3 - Medium Quality			XXX	0	0.0069	0	0.0200	0	0.0257	0
38.		Farm Mortgages - CM4 - Low Medium Quality			XXX	0	0.0120	0	0.0343	0	0.0428	0
39.		Farm Mortgages - CM5 - Low Quality			XXX	0	0.0183	0	0.0486	0	0.0628	0
40.		Residential Mortgages - Insured or Guaranteed			XXX	0	0.0003	0	0.0007	0	0.0011	0
41.		Residential Mortgages - All Other			XXX	0	0.0015	0	0.0034	0	0.0046	0
42.		Commercial Mortgages - Insured or Guaranteed			XXX	0	0.0003	0	0.0007	0	0.0011	0
43.		Commercial Mortgages - All Other - CM1 - Highest Quality			XXX	0	0.0011	0	0.0057	0	0.0074	0
44.		Commercial Mortgages - All Other - CM2 - High Quality			XXX	0	0.0040	0	0.0114	0	0.0149	0
45.		Commercial Mortgages - All Other - CM3 - Medium Quality			XXX	0	0.0069	0	0.0200	0	0.0257	0
46.		Commercial Mortgages - All Other - CM4 - Low Medium Quality			XXX	0	0.0120	0	0.0343	0	0.0428	0
47.		Commercial Mortgages - All Other - CM5 - Low Quality			XXX	0	0.0183	0	0.0486	0	0.0628	0
		Overdue, Not in Process:										
48.		Farm Mortgages			XXX	0	0.0480	0	0.0868	0	0.1371	0
49.		Residential Mortgages - Insured or Guaranteed			XXX	0	0.0006	0	0.0014	0	0.0023	0
50.		Residential Mortgages - All Other			XXX	0	0.0029	0	0.0066	0	0.0103	0
51.		Commercial Mortgages - Insured or Guaranteed			XXX	0	0.0006	0	0.0014	0	0.0023	0
52.		Commercial Mortgages - All Other			XXX	0	0.0480	0	0.0868	0	0.1371	0
		In Process of Foreclosure:										
53.		Farm Mortgages			XXX	0	0.0000	0	0.1942	0	0.1942	0
54.		Residential Mortgages - Insured or Guaranteed			XXX	0	0.0000	0	0.0046	0	0.0046	0
55.		Residential Mortgages - All Other			XXX	0	0.0000	0	0.0149	0	0.0149	0
56.		Commercial Mortgages - Insured or Guaranteed			XXX	0	0.0000	0	0.0046	0	0.0046	0
57.		Commercial Mortgages - All Other			XXX	0	0.0000	0	0.1942	0	0.1942	0
58.		Total Schedule B Mortgages (Sum of Lines 35 through 57)	0	0	XXX	0	XXX	0	XXX	0	XXX	0
59.		Schedule DA Mortgages			XXX	0	0.0034	0	0.0114	0	0.0149	0
60.		Total Mortgage Loans on Real Estate (Lines 58 + 59)	0	0	XXX	0	XXX	0	XXX	0	XXX	0

ASSET VALUATION RESERVE
BASIC CONTRIBUTION, RESERVE OBJECTIVE AND MAXIMUM RESERVE CALCULATIONS
EQUITY AND OTHER INVESTED ASSET COMPONENT

Line Number	NAIC Designation	Description	1 Book/Adjusted Carrying Value	2 Reclassify Related Party Encumbrances	3 Add Third Party Encumbrances	4 Balance for AVR Reserve Calculations (Cols. 1 + 2 + 3)	Basic Contribution		Reserve Objective		Maximum Reserve	
							5 Factor	6 Amount (Cols. 4 x 5)	7 Factor	8 Amount (Cols. 4 x 7)	9 Factor	10 Amount (Cols. 4 x 9)
COMMON STOCK												
1.		Unaffiliated - Public		XXX	XXX	0	0.0000	0	0.1580 (a)	0	0.1580 (a)	0
2.		Unaffiliated - Private		XXX	XXX	0	0.0000	0	0.1945	0	0.1945	0
3.		Federal Home Loan Bank		XXX	XXX	0	0.0000	0	0.0061	0	0.0097	0
4.		Affiliated - Life with AVR	19,595,868	XXX	XXX	19,595,868	0.0000	0	0.0000	0	0.0000	0
Affiliated - Investment Subsidiary:												
5.		Fixed Income - Exempt Obligations				0	XXX		XXX		XXX	
6.		Fixed Income - Highest Quality				0	XXX		XXX		XXX	
7.		Fixed Income - High Quality				0	XXX		XXX		XXX	
8.		Fixed Income - Medium Quality				0	XXX		XXX		XXX	
9.		Fixed Income - Low Quality				0	XXX		XXX		XXX	
10.		Fixed Income - Lower Quality				0	XXX		XXX		XXX	
11.		Fixed Income - In/Near Default				0	XXX		XXX		XXX	
12.		Unaffiliated Common Stock - Public				0	0.0000	0	0.1580 (a)	0	0.1580 (a)	0
13.		Unaffiliated Common Stock - Private				0	0.0000	0	0.1945	0	0.1945	0
14.		Real Estate				0	(b)	0	(b)	0	(b)	0
15.		Affiliated - Certain Other (See SVO Purposes and Procedures Manual)		XXX	XXX	0	0.0000	0	0.1580	0	0.1580	0
16.		Affiliated - All Other		XXX	XXX	0	0.0000	0	0.1945	0	0.1945	0
17.		Total Common Stock (Sum of Lines 1 through 16)	19,595,868	0	0	19,595,868	XXX	0	XXX	0	XXX	0
REAL ESTATE												
18.		Home Office Property (General Account only)				0	0.0000	0	0.0912	0	0.0912	0
19.		Investment Properties				0	0.0000	0	0.0912	0	0.0912	0
20.		Properties Acquired in Satisfaction of Debt				0	0.0000	0	0.1337	0	0.1337	0
21.		Total Real Estate (Sum of Lines 18 through 20)	0	0	0	0	XXX	0	XXX	0	XXX	0
OTHER INVESTED ASSETS												
INVESTMENTS WITH THE UNDERLYING CHARACTERISTICS OF BONDS												
22.		Exempt Obligations		XXX	XXX	0	0.0000	0	0.0000	0	0.0000	0
23.	1	Highest Quality	707,249,438	XXX	XXX	707,249,438	0.0005	353,625	0.0016	1,131,599	0.0033	2,333,923
24.	2	High Quality		XXX	XXX	0	0.0021	0	0.0064	0	0.0106	0
25.	3	Medium Quality		XXX	XXX	0	0.0099	0	0.0263	0	0.0376	0
26.	4	Low Quality		XXX	XXX	0	0.0245	0	0.0572	0	0.0817	0
27.	5	Lower Quality		XXX	XXX	0	0.0630	0	0.1128	0	0.1880	0
28.	6	In or Near Default		XXX	XXX	0	0.0000	0	0.2370	0	0.2370	0
29.		Total with Bond Characteristics (Sum of Lines 22 through 28)	707,249,438	XXX	XXX	707,249,438	XXX	353,625	XXX	1,131,599	XXX	2,333,923

ASSET VALUATION RESERVE (Continued)
BASIC CONTRIBUTION, RESERVE OBJECTIVE AND MAXIMUM RESERVE CALCULATIONS
EQUITY AND OTHER INVESTED ASSET COMPONENT

Line Number	NAIC Designation	Description	1 Book/Adjusted Carrying Value	2 Reclassify Related Party Encumbrances	3 Add Third Party Encumbrances	4 Balance for AVR Reserve Calculations (Cols. 1 + 2 + 3)	Basic Contribution		Reserve Objective		Maximum Reserve	
							5 Factor	6 Amount (Cols. 4 x 5)	7 Factor	8 Amount (Cols. 4 x 7)	9 Factor	10 Amount (Cols. 4 x 9)
INVESTMENTS WITH THE UNDERLYING CHARACTERISTICS OF PREFERRED STOCKS												
30.	1	Highest Quality		XXX	XXX	0	0.0005	0	0.0016	0	0.0033	0
31.	2	High Quality		XXX	XXX	0	0.0021	0	0.0064	0	0.0106	0
32.	3	Medium Quality		XXX	XXX	0	0.0099	0	0.0263	0	0.0376	0
33.	4	Low Quality		XXX	XXX	0	0.0245	0	0.0572	0	0.0817	0
34.	5	Lower Quality.....		XXX	XXX	0	0.0630	0	0.1128	0	0.1880	0
35.	6	In or Near Default		XXX	XXX	0	0.0000	0	0.2370	0	0.2370	0
36.		Affiliated Life with AVR		XXX	XXX	0	0.0000	0	0.0000	0	0.0000	0
37.		Total with Preferred Stock Characteristics (Sum of Lines 30 through 36)	0	XXX	XXX	0	XXX	0	XXX	0	XXX	0
INVESTMENTS WITH THE UNDERLYING CHARACTERISTICS OF MORTGAGE LOANS												
In Good Standing Affiliated:												
38.		Mortgages - CM1 - Highest Quality			XXX	0	0.0011	0	0.0057	0	0.0074	0
39.		Mortgages - CM2 - High Quality			XXX	0	0.0040	0	0.0114	0	0.0149	0
40.		Mortgages - CM3 - Medium Quality			XXX	0	0.0069	0	0.0200	0	0.0257	0
41.		Mortgages - CM4 - Low Medium Quality			XXX	0	0.0120	0	0.0343	0	0.0428	0
42.		Mortgages - CM5 - Low Quality			XXX	0	0.0183	0	0.0486	0	0.0628	0
43.		Residential Mortgages - Insured or Guaranteed			XXX	0	0.0003	0	0.0007	0	0.0011	0
44.		Residential Mortgages - All Other		XXX	XXX	0	0.0015	0	0.0034	0	0.0046	0
45.		Commercial Mortgages - Insured or Guaranteed			XXX	0	0.0003	0	0.0007	0	0.0011	0
Overdue, Not in Process Affiliated:												
46.		Farm Mortgages			XXX	0	0.0480	0	0.0868	0	0.1371	0
47.		Residential Mortgages - Insured or Guaranteed			XXX	0	0.0006	0	0.0014	0	0.0023	0
48.		Residential Mortgages - All Other			XXX	0	0.0029	0	0.0066	0	0.0103	0
49.		Commercial Mortgages - Insured or Guaranteed			XXX	0	0.0006	0	0.0014	0	0.0023	0
50.		Commercial Mortgages - All Other			XXX	0	0.0480	0	0.0868	0	0.1371	0
In Process of Foreclosure Affiliated:												
51.		Farm Mortgages			XXX	0	0.0000	0	0.1942	0	0.1942	0
52.		Residential Mortgages - Insured or Guaranteed			XXX	0	0.0000	0	0.0046	0	0.0046	0
53.		Residential Mortgages - All Other			XXX	0	0.0000	0	0.0149	0	0.0149	0
54.		Commercial Mortgages - Insured or Guaranteed			XXX	0	0.0000	0	0.0046	0	0.0046	0
55.		Commercial Mortgages - All Other			XXX	0	0.0000	0	0.1942	0	0.1942	0
56.		Total Affiliated (Sum of Lines 38 through 55)	0	0	XXX	0	XXX	0	XXX	0	XXX	0
57.		Unaffiliated - In Good Standing With Covenants			XXX	0	(c)	0	(c)	0	(c)	0
58.		Unaffiliated - In Good Standing Defeased With Government Securities			XXX	0	0.0011	0	0.0057	0	0.0074	0
59.		Unaffiliated - In Good Standing Primarily Senior			XXX	0	0.0040	0	0.0114	0	0.0149	0
60.		Unaffiliated - In Good Standing All Other			XXX	0	0.0069	0	0.0200	0	0.0257	0
61.		Unaffiliated - Overdue, Not in Process			XXX	0	0.0480	0	0.0868	0	0.1371	0
62.		Unaffiliated - In Process of Foreclosure			XXX	0	0.0000	0	0.1942	0	0.1942	0
63.		Total Unaffiliated (Sum of Lines 57 through 62)	0	0	XXX	0	XXX	0	XXX	0	XXX	0
64.		Total with Mortgage Loan Characteristics (Lines 56 + 63)	0	0	XXX	0	XXX	0	XXX	0	XXX	0

ASSET VALUATION RESERVE (Continued)
BASIC CONTRIBUTION, RESERVE OBJECTIVE AND MAXIMUM RESERVE CALCULATIONS
EQUITY AND OTHER INVESTED ASSET COMPONENT

Line Number	NAIC Designation	Description	1 Book/Adjusted Carrying Value	2 Reclassify Related Party Encumbrances	3 Add Third Party Encumbrances	4 Balance for AVR Reserve Calculations (Cols. 1 + 2 + 3)	Basic Contribution		Reserve Objective		Maximum Reserve	
							5 Factor	6 Amount (Cols. 4 x 5)	7 Factor	8 Amount (Cols. 4 x 7)	9 Factor	10 Amount (Cols. 4 x 9)
INVESTMENTS WITH THE UNDERLYING CHARACTERISTICS OF COMMON STOCK												
65.		Unaffiliated Public		XXX	XXX	0	0.0000	0	0.1580 (a)	0	0.1580 (a)	0
66.		Unaffiliated Private		XXX	XXX	0	0.0000	0	0.1945	0	0.1945	0
67.		Affiliated Life with AVR		XXX	XXX	0	0.0000	0	0.0000	0	0.0000	0
68.		Affiliated Certain Other (See SVO Purposes & Procedures Manual)		XXX	XXX	0	0.0000	0	0.1580	0	0.1580	0
69.		Affiliated Other - All Other		XXX	XXX	0	0.0000	0	0.1945	0	0.1945	0
70.		Total with Common Stock Characteristics (Sum of Lines 65 through 69)	0	XXX	XXX	0	XXX	0	XXX	0	XXX	0
INVESTMENTS WITH THE UNDERLYING CHARACTERISTICS OF REAL ESTATE												
71.		Home Office Property (General Account only)				0	0.0000	0	0.0912	0	0.0912	0
72.		Investment Properties				0	0.0000	0	0.0912	0	0.0912	0
73.		Properties Acquired in Satisfaction of Debt				0	0.0000	0	0.1337	0	0.1337	0
74.		Total with Real Estate Characteristics (Sum of Lines 71 through 73)	0	0	0	0	XXX	0	XXX	0	XXX	0
LOW INCOME HOUSING TAX CREDIT INVESTMENTS												
75.		Guaranteed Federal Low Income Housing Tax Credit	0			0	0.0003	0	0.0006	0	0.0010	0
76.		Non-guaranteed Federal Low Income Housing Tax Credit	0			0	0.0063	0	0.0120	0	0.0190	0
77.		Guaranteed State Low Income Housing Tax Credit	0			0	0.0003	0	0.0006	0	0.0010	0
78.		Non-guaranteed State Low Income Housing Tax Credit	0			0	0.0063	0	0.0120	0	0.0190	0
79.		All Other Low Income Housing Tax Credit	0			0	0.0273	0	0.0600	0	0.0975	0
80.		Total LIHTC (Sum of Lines 75 through 79)	0	0	0	0	XXX	0	XXX	0	XXX	0
RESIDUAL TRanches OR INTERESTS												
81.		Fixed Income Instruments - Unaffiliated	0	XXX	XXX	0	0.0000	0	0.1580	0	0.1580	0
82.		Fixed Income Instruments - Affiliated	0	XXX	XXX	0	0.0000	0	0.1580	0	0.1580	0
83.		Common Stock - Unaffiliated	0	XXX	XXX	0	0.0000	0	0.1580	0	0.1580	0
84.		Common Stock - Affiliated	0	XXX	XXX	0	0.0000	0	0.1580	0	0.1580	0
85.		Preferred Stock - Unaffiliated	0	XXX	XXX	0	0.0000	0	0.1580	0	0.1580	0
86.		Preferred Stock - Affiliated	0	XXX	XXX	0	0.0000	0	0.1580	0	0.1580	0
87.		Real Estate - Unaffiliated	0			0	0.0000	0	0.1580	0	0.1580	0
88.		Real Estate - Affiliated	0			0	0.0000	0	0.1580	0	0.1580	0
89.		Mortgage Loans - Unaffiliated	0	XXX	XXX	0	0.0000	0	0.1580	0	0.1580	0
90.		Mortgage Loans - Affiliated	0	XXX	XXX	0	0.0000	0	0.1580	0	0.1580	0
91.		Other - Unaffiliated	0	XXX	XXX	0	0.0000	0	0.1580	0	0.1580	0
92.		Other - Affiliated	0	XXX	XXX	0	0.0000	0	0.1580	0	0.1580	0
93.		Total Residual Tranches or Interests (Sum of Lines 81 through 92)	0	0	0	0	XXX	0	XXX	0	XXX	0
ALL OTHER INVESTMENTS												
94.		NAIC 1 Working Capital Finance Investments		XXX		0	0.0000	0	0.0042	0	0.0042	0
95.		NAIC 2 Working Capital Finance Investments		XXX		0	0.0000	0	0.0137	0	0.0137	0
96.		Other Invested Assets - Schedule BA		XXX		0	0.0000	0	0.1580	0	0.1580	0
97.		Other Short-Term Invested Assets - Schedule DA		XXX		0	0.0000	0	0.1580	0	0.1580	0
98.		Total All Other (Sum of Lines 94, 95, 96 and 97)	0	XXX	0	0	XXX	0	XXX	0	XXX	0
99.		Total Other Invested Assets - Schedules BA & DA (Sum of Lines 29, 37, 64, 70, 74, 80, 93 and 98)	707,249,438	0	0	707,249,438	XXX	353,625	XXX	1,131,599	XXX	2,333,923

(a) Times the company's weighted average portfolio beta (Minimum .1215, Maximum .2431).

(b) Determined using the same factors and breakdowns used for directly owned real estate.

(c) This will be the factor associated with the risk category determined in the company generated worksheet.

Asset Valuation Reserve - Replications (Synthetic) Assets

NONE

Schedule F - Claims

NONE

ANNUAL STATEMENT FOR THE YEAR 2024 OF THE General Re Life Corporation

SCHEDULE H - ACCIDENT AND HEALTH EXHIBIT

PART 1 - ANALYSIS OF UNDERWRITING OPERATIONS

	Total		Comprehensive (Hospital and Medical) Individual		Comprehensive (Hospital and Medical) Group		Medicare Supplement		Vision Only		Dental Only		Federal Employees Health Benefits Plan	
	1 Amount	2 %	3 Amount	4 %	5 Amount	6 %	7 Amount	8 %	9 Amount	10 %	11 Amount	12 %	13 Amount	14 %
1. Premiums written	337,330,554	XXX		XXX		XXX	195,337,954	XXX		XXX		XXX		XXX
2. Premiums earned	338,272,742	XXX		XXX		XXX	196,862,204	XXX		XXX		XXX		XXX
3. Incurred claims	159,672,609	47.2	0	0.0	0	0.0	152,220,740	77.3	0	0.0	0	0.0	0	0.0
4. Cost containment expenses	0	0.0		0.0		0.0		0.0		0.0		0.0		0.0
5. Incurred claims and cost containment expenses (Lines 3 and 4)	159,672,609	47.2	0	0.0	0	0.0	152,220,740	77.3	0	0.0	0	0.0	0	0.0
6. Increase in contract reserves	6,376,227	1.9	0	0.0	0	0.0	572,500	0.3	0	0.0	0	0.0	0	0.0
7. Commissions (a)	49,059,853	14.5		0.0		0.0	25,088,106	12.7		0.0		0.0		0.0
8. Other general insurance expenses	19,327,708	5.7		0.0		0.0	8,907,616	4.5		0.0		0.0		0.0
9. Taxes, licenses and fees	53,422	0.0		0.0		0.0	30,935	0.0		0.0		0.0		0.0
10. Total other expenses incurred	68,440,983	20.2	0	0.0	0	0.0	34,026,657	17.3	0	0.0	0	0.0	0	0.0
11. Aggregate write-ins for deductions	(10,197,317)	(3.0)	0	0.0	0	0.0	895,805	0.5	0	0.0	0	0.0	0	0.0
12. Gain from underwriting before dividends or refunds	113,980,240	33.7	0	0.0	0	0.0	9,146,502	4.6	0	0.0	0	0.0	0	0.0
13. Dividends or refunds	0	0.0		0.0		0.0		0.0		0.0		0.0		0.0
14. Gain from underwriting after dividends or refunds	113,980,240	33.7	0	0.0	0	0.0	9,146,502	4.6	0	0.0	0	0.0	0	0.0
DETAILS OF WRITE-INS														
1101. Misc Income	4,041,757	1.2		0.0		0.0	591,757	0.3		0.0		0.0		0.0
1102. FH Interest income	9,542,385	2.8		0.0		0.0		0.0		0.0		0.0		0.0
1103. Experience Refund	304,048	0.1		0.0		0.0	304,048	0.2		0.0		0.0		0.0
1198. Summary of remaining write-ins for Line 11 from overflow page	(24,085,507)	(7.1)	0	0.0	0	0.0	0	0.0	0	0.0	0	0.0	0	0.0
1199. Totals (Lines 1101 through 1103 plus 1198)(Line 11 above)	(10,197,317)	(3.0)	0	0.0	0	0.0	895,805	0.5	0	0.0	0	0.0	0	0.0

	Medicare Title XVIII		Medicaid Title XIX		Credit A&H		Disability Income		Long-Term Care		Other Health	
	15 Amount	16 %	17 Amount	18 %	19 Amount	20 %	21 Amount	22 %	23 Amount	24 %	25 Amount	26 %
1. Premiums written		XXX		XXX		XXX	109,774,584	XXX		XXX	32,218,016	XXX
2. Premiums earned		XXX		XXX		XXX	109,236,194	XXX		XXX	32,174,344	XXX
3. Incurred claims	0	0.0	0	0.0	0	0.0	3,704,243	3.4	0	0.0	3,747,626	11.6
4. Cost containment expenses		0.0		0.0		0.0		0.0		0.0		0.0
5. Incurred claims and cost containment expenses (Lines 3 and 4)	0	0.0	0	0.0	0	0.0	3,704,243	3.4	0	0.0	3,747,626	11.6
6. Increase in contract reserves	0	0.0	0	0.0	0	0.0	(228,932)	(0.2)	0	0.0	6,032,659	18.7
7. Commissions (a)		0.0		0.0		0.0	21,434,838	19.6	(2,292,788)	0.0	4,829,697	15.0
8. Other general insurance expenses		0.0		0.0		0.0	4,324,068	4.0	5,014,416	0.0	1,081,608	3.4
9. Taxes, licenses and fees		0.0		0.0		0.0	17,385	0.0		0.0	5,102	0.0
10. Total other expenses incurred	0	0.0	0	0.0	0	0.0	25,776,291	23.6	2,721,628	0.0	5,916,407	18.4
11. Aggregate write-ins for deductions	0	0.0	0	0.0	0	0.0	9,542,385	8.7	(24,085,507)	0.0	3,450,000	10.7
12. Gain from underwriting before dividends or refunds	0	0.0	0	0.0	0	0.0	70,442,207	64.5	21,363,879	0.0	13,027,652	40.5
13. Dividends or refunds		0.0		0.0		0.0		0.0		0.0		0.0
14. Gain from underwriting after dividends or refunds	0	0.0	0	0.0	0	0.0	70,442,207	64.5	21,363,879	0.0	13,027,652	40.5
DETAILS OF WRITE-INS												
1101. Misc Income		0.0		0.0		0.0		0.0		0.0	3,450,000	10.7
1102. FH Interest income		0.0		0.0		0.0	9,542,385	8.7		0.0		0.0
1103. Experience Refund		0.0		0.0		0.0		0.0		0.0		0.0
1198. Summary of remaining write-ins for Line 11 from overflow page	0	0.0	0	0.0	0	0.0	0	0.0	(24,085,507)	0.0	0	0.0
1199. Totals (Lines 1101 through 1103 plus 1198)(Line 11 above)	0	0.0	0	0.0	0	0.0	9,542,385	8.7	(24,085,507)	0.0	3,450,000	10.7

(a) Includes \$ reported as "Contract, membership and other fees retained by agents."

ANNUAL STATEMENT FOR THE YEAR 2024 OF THE General Re Life Corporation
SCHEDULE H - ACCIDENT AND HEALTH EXHIBIT (Continued)

PART 2. - RESERVES AND LIABILITIES

	1	2	3	4	5	6	7	8	9	10	11	12	13
	Total	Comprehensive (Hospital and Medical) Individual	Comprehensive (Hospital and Medical) Group	Medicare Supplement	Vision Only	Dental Only	Federal Employees Health Benefits Plan	Medicare Title XVIII	Medicaid Title XIX	Credit A&H	Disability Income	Long-Term Care	Other Health
A. Premium Reserves:													
1. Unearned premiums	29,961,131			8,774,650							20,602,791		583,690
2. Advance premiums	0												
3. Reserve for rate credits	0												
4. Total premium reserves, current year	29,961,131	0	0	8,774,650	0	0	0	0	0	0	20,602,791	0	583,690
5. Total premium reserves, prior year	30,901,742	0	0	10,298,900	0	0	0	0	0	0	20,062,824	0	540,018
6. Increase in total premium reserves	(940,611)	0	0	(1,524,250)	0	0	0	0	0	0	539,967	0	43,672
B. Contract Reserves:													
1. Additional reserves (a)	170,904,800			17,725,500							109,958,921		43,220,379
2. Reserve for future contingent benefits	0												
3. Total contract reserves, current year	170,904,800	0	0	17,725,500	0	0	0	0	0	0	109,958,921	0	43,220,379
4. Total contract reserves, prior year	164,528,573	0	0	17,153,000	0	0	0	0	0	0	110,187,853	0	37,187,720
5. Increase in contract reserves	6,376,227	0	0	572,500	0	0	0	0	0	0	(228,932)	0	6,032,659
C. Claim Reserves and Liabilities:													
1. Total current year	541,692,780	0	0	52,210,286	0	0	0	0	0	0	459,481,862	(18,346,240)	48,346,872
2. Total prior year	618,220,752	0	0	57,702,997	0	0	0	0	0	0	516,633,182	0	43,884,573
3. Increase	(76,527,972)	0	0	(5,492,711)	0	0	0	0	0	0	(57,151,320)	(18,346,240)	4,462,299

PART 3. - TEST OF PRIOR YEAR'S CLAIM RESERVES AND LIABILITIES

	1	2	3	4	5	6	7	8	9	10	11	12	13
	Total	Comprehensive (Hospital and Medical) Individual	Comprehensive (Hospital and Medical) Group	Medicare Supplement	Vision Only	Dental Only	Federal Employees Health Benefits Plan	Medicare Title XVIII	Medicaid Title XIX	Credit A&H	Disability Income	Long-Term Care	Other Health
1. Claims paid during the year:													
1.1 On claims incurred prior to current year	95,637,743			51,315,057							41,779,488	0	2,543,198
1.2 On claims incurred during current year	140,562,838			106,398,394							19,076,075	18,346,240	(3,257,871)
2. Claim reserves and liabilities, December 31, current year:													
2.1 On claims incurred prior to current year	411,278,873			608,326							373,857,240	0	36,813,307
2.2 On claims incurred during current year	130,413,907			51,601,960							85,624,622	(18,346,240)	11,533,565
3. Test:													
3.1 Lines 1.1 and 2.1	506,916,616	0	0	51,923,383	0	0	0	0	0	0	415,636,728	0	39,356,505
3.2 Claim reserves and liabilities, December 31, prior year	618,220,752	0	0	57,702,997	0	0	0	0	0	0	516,633,182	0	43,884,573
3.3 Line 3.1 minus Line 3.2	(111,304,136)	0	0	(5,779,614)	0	0	0	0	0	0	(100,996,454)	0	(4,528,068)

PART 4. - REINSURANCE

	1	2	3	4	5	6	7	8	9	10	11	12	13
	Total	Comprehensive (Hospital and Medical) Individual	Comprehensive (Hospital and Medical) Group	Medicare Supplement	Vision Only	Dental Only	Federal Employees Health Benefits Plan	Medicare Title XVIII	Medicaid Title XIX	Credit A&H	Disability Income	Long-Term Care	Other Health
A. Reinsurance Assumed:													
1. Premiums written	398,213,346			196,061,951							109,783,510	60,149,869	32,218,016
2. Premiums earned	401,755,725			197,602,451							109,245,395	62,733,535	32,174,344
3. Incurred claims	236,694,533			152,794,445							3,734,683	76,817,780	3,347,625
4. Commissions	62,586,879			25,194,114							21,435,716	11,127,352	4,829,697
B. Reinsurance Ceded:													
1. Premiums written	60,882,792			723,997							8,926	60,149,869	0
2. Premiums earned	63,482,982			740,247							9,200	62,733,535	0
3. Incurred claims	77,021,926			573,705							30,441	76,817,780	(400,000)
4. Commissions	13,527,025			106,007							878	13,420,140	0

(a) Includes \$ premium deficiency reserve.

ANNUAL STATEMENT FOR THE YEAR 2024 OF THE General Re Life Corporation

SCHEDULE H - PART 5 - HEALTH CLAIMS

	1 Comprehensive (Hospital and Medical) Individual	2 Comprehensive (Hospital and Medical) Group	3 Medicare Supplement	4 Vision Only	5 Dental Only	6 Federal Employees Health Benefits Plan	7 Medicare Title XVIII	8 Medicaid Title XIX	9 Credit A&H	10 Disability Income	11 Long-Term Care	12 Other Health	13 Total
A. Direct:													
1. Incurred claims													0
2. Beginning claim reserves and liabilities													0
3. Ending claim reserves and liabilities													0
4. Claims paid	0	0	0	0	0	0	0	0	0	0	0	0	0
B. Assumed Reinsurance:													
1. Incurred claims			152,794,445							3,734,683	76,817,780	3,347,625	236,694,533
2. Beginning claim reserves and liabilities			57,911,438							516,873,271	314,836,393	45,614,297	935,235,399
3. Ending claim reserves and liabilities			52,343,013							459,650,716	305,698,070	49,676,596	867,368,395
4. Claims paid	0	0	158,362,870	0	0	0	0	0	0	60,957,238	85,956,103	(714,674)	304,561,537
C. Ceded Reinsurance:													
1. Incurred claims			573,705							30,441	76,817,780	(400,000)	77,021,926
2. Beginning claim reserves and liabilities			208,441							240,089	314,836,393	1,729,724	317,014,647
3. Ending claim reserves and liabilities			132,727							168,855	324,044,310	1,329,724	325,675,616
4. Claims paid	0	0	649,419	0	0	0	0	0	0	101,675	67,609,863	0	68,360,957
D. Net:													
1. Incurred claims	0	0	152,220,740	0	0	0	0	0	0	3,704,242	0	3,747,625	159,672,607
2. Beginning claim reserves and liabilities	0	0	57,702,997	0	0	0	0	0	0	516,633,182	0	43,884,573	618,220,752
3. Ending claim reserves and liabilities	0	0	52,210,286	0	0	0	0	0	0	459,481,861	(18,346,240)	48,346,872	541,692,779
4. Claims paid	0	0	157,713,451	0	0	0	0	0	0	60,855,563	18,346,240	(714,674)	236,200,580
E. Net Incurred Claims and Cost Containment Expenses:													
1. Incurred claims and cost containment expenses	0	0	152,220,740	0	0	0	0	0	0	3,704,243	0	3,747,626	159,672,609
2. Beginning reserves and liabilities			57,702,997							516,633,183		43,884,573	618,220,753
3. Ending reserves and liabilities			52,210,286							459,481,861	(18,346,240)	48,346,872	541,692,779
4. Paid claims and cost containment expenses	0	0	157,713,451	0	0	0	0	0	0	60,855,565	18,346,240	(714,673)	236,200,583

ANNUAL STATEMENT FOR THE YEAR 2024 OF THE General Re Life Corporation

SCHEDULE S - PART 1 - SECTION 1

Reinsurance Assumed Life Insurance, Annuities, Deposit Funds and Other Liabilities Without Life or Disability Contingencies, and Related Benefits Listed by Reinsured Company as of December 31, Current Year

1 NAIC Company Code	2 ID Number	3 Effective Date	4 Name of Reinsured	5 Domiciliary Jurisdiction	6 Type of Reinsurance Assumed	7 Type of Business Assumed	8 Amount of In Force at End of Year	9 Reserve	10 Premiums	11 Reinsurance Payable on Paid and Unpaid Losses	12 Modified Coinsurance Reserve	13 Funds Withheld Under Coinsurance
9776	06-1053475	01/01/1991	IDEALIFE INS CO	CT	COMB/I	OL	46,027,000	23,377,207	502,256	517,109	813,373	0
0299999. General Account - U.S. Affiliates - Other							46,027,000	23,377,207	502,256	517,109	813,373	0
0399999. Total General Account - U.S. Affiliates							46,027,000	23,377,207	502,256	517,109	813,373	0
00000	AA-1930033	11/01/2017	GENERAL RE LIFE AUSTRALIA, LTD	AUS	CO/I	OL	16,588,302,000	231,697,872	112,935,985	125,451,702	0	0
00000	AA-1340145	07/01/2020	GENERAL REINS AG	DEU	OTH/I	OL	1,049,600,000	0	56,077,200	0	0	0
00000	AA-1340145	10/01/2018	GENERAL REINS AG	DEU	YRT/I	OL	18,836,069,179	17,453,708	11,382,534	12,019,388	0	0
00000	AA-1340145	10/01/2018	GENERAL REINS AG	DEU	YRT/I	OL	15,372,474,842	28,483,038	15,603,703	14,815,297	0	0
00000	AA-1340145	10/01/2018	GENERAL REINS AG	DEU	YRT/G	OL	9,639,677	0	32,196	1,337,787	0	0
00000	AA-1990120	01/01/2021	GENERAL REINSURANCE AFRICA, LTD	ZAF	YRT/I	OL	10,812,802,000	29,930,621	28,690,516	13,922,461	0	0
00000	AA-1990120	01/01/2021	GENERAL REINSURANCE AFRICA, LTD	ZAF	YRT/G	OL	5,862,570,000	102,992	21,614,241	12,988,998	0	0
0599999. General Account - Non-U.S. Affiliates - Other							68,531,457,698	307,668,230	246,336,375	180,535,633	0	0
0699999. Total General Account - Non-U.S. Affiliates							68,531,457,698	307,668,230	246,336,375	180,535,633	0	0
0799999. Total General Account - Affiliates							68,577,484,698	331,045,437	246,838,631	181,052,742	813,373	0
62200	95-2496321	04/01/2018	ACCORDIA LIFE & ANN CO	IA	YRT/I	OL	106,562,464	279,555	116,809	22,070	0	0
90611	41-1366075	12/01/2004	ALLIANZ LIFE INS CO OF N AMER	MN	YRT/I	OL	0	0	706,004	148,925	0	0
90611	41-1366075	09/01/2005	ALLIANZ LIFE INS CO OF N AMER	MN	YRT/I	OL	0	0	161,711	0	0	0
90611	41-1366075	01/01/2007	ALLIANZ LIFE INS CO OF N AMER	MN	YRT/I	OL	25,436,256	65,279	273,463	57,771	0	0
90611	41-1366075	02/01/2016	ALLIANZ LIFE INS CO OF N AMER	MN	YRT/I	OL	138,287,501	3,736,943	255,017	32,628	0	0
90611	41-1366075	07/01/2024	ALLIANZ LIFE INS CO OF N AMER	MN	YRT/I	OL	470,001,007	91,143	1,631,790	386,284	0	0
90611	41-1366075	07/01/2024	ALLIANZ LIFE INS CO OF N AMER	MN	YRT/I	OL	76,593,971	39,454	317,995	97,337	0	0
60275	59-0676017	07/15/1995	AMERICAN BANKERS LIFE ASSR CO OF FL	FL	YRT/I	OL	125,000	143	8,161	45,074	0	0
60275	59-0676017	05/15/1984	AMERICAN BANKERS LIFE ASSR CO OF FL	FL	OTH/I	OL	430,500	11,014	13,302	2,166	0	0
60275	59-0676017	04/01/1997	AMERICAN BANKERS LIFE ASSR CO OF FL	FL	YRT/I	OL	8,236,364	46,379	79,176	30,966	0	0
60275	59-0676017	04/01/1998	AMERICAN BANKERS LIFE ASSR CO OF FL	FL	YRT/I	OL	380,400	2,363	3,435	1,189	0	0
60410	73-0714500	04/01/1979	AMERICAN FIDELITY ASSUR CO	OK	OTH/I	OL	645,299	28,255	1,514	472	0	0
60410	73-0714500	05/16/1983	AMERICAN FIDELITY ASSUR CO	OK	OTH/I	OL	96,613,337	3,660,945	1,093,509	610,556	0	0
60410	73-0714500	02/01/1996	AMERICAN FIDELITY ASSUR CO	OK	YRT/I	OL	535,900	5,166	12,118	1,921	0	0
60488	25-0598210	12/01/1967	AMERICAN GEN LIFE INS CO	TX	YRT/I	OL	1,951,460	33,235	51,224	8,014	0	0
60488	25-0598210	11/01/1972	AMERICAN GEN LIFE INS CO	TX	OTH/I	OL	27,777,602	1,737,295	580,279	601,448	0	0
60488	25-0598210	08/01/1973	AMERICAN GEN LIFE INS CO	TX	YRT/I	OL	990,511	185,996	41,815	4,924	0	0
60488	25-0598210	05/01/1974	AMERICAN GEN LIFE INS CO	TX	OTH/I	OL	68,182,814	1,297,292	738,702	247,813	0	0
60488	25-0598210	04/01/1975	AMERICAN GEN LIFE INS CO	TX	YRT/I	OL	29,770	3,042	337	8,169	0	0
60488	25-0598210	05/06/1976	AMERICAN GEN LIFE INS CO	TX	OTH/I	OL	2,679,749	0	105,960	13,795	0	0
60488	25-0598210	10/01/1968	AMERICAN GEN LIFE INS CO	TX	YRT/I	OL	2,520,625	81,123	98,884	39,342	0	0
60488	25-0598210	08/01/1971	AMERICAN GEN LIFE INS CO	TX	YRT/I	OL	536,420	13,584	7,324	751	0	0
60488	25-0598210	01/01/1983	AMERICAN GEN LIFE INS CO	TX	YRT/I	OL	140,056	32,110	3,691	320	0	0
60488	25-0598210	08/01/1973	AMERICAN GEN LIFE INS CO	TX	YRT/I	OL	1,166,037	11,070	65,746	4,025	0	0
60488	25-0598210	08/01/1973	AMERICAN GEN LIFE INS CO	TX	YRT/I	OL	116,110	1,592	9,174	672	0	0
60488	25-0598210	01/01/1989	AMERICAN GEN LIFE INS CO	TX	YRT/I	OL	97,351	37,212	4,763	1,058	0	0
60488	25-0598210	01/01/1989	AMERICAN GEN LIFE INS CO	TX	YRT/I	OL	294,697	50,202	3,546	559	0	0
60488	25-0598210	04/01/1991	AMERICAN GEN LIFE INS CO	TX	YRT/I	OL	416,174,065	0	(204,540)	0	0	0
60488	25-0598210	10/01/1991	AMERICAN GEN LIFE INS CO	TX	OTH/I	OL	304,928	46,732	4,291	1,424	0	0
60488	25-0598210	10/01/1995	AMERICAN GEN LIFE INS CO	TX	OTH/I	OL	19,463,099	1,540,472	132,917	195,073	0	0
60488	25-0598210	01/01/1982	AMERICAN GEN LIFE INS CO	TX	OTH/I	OL	19,112,243	106,506	428,752	199,261	0	0
60488	25-0598210	11/01/1982	AMERICAN GEN LIFE INS CO	TX	YRT/I	OL	1,111,825	254,306	43,153	10,454	0	0
60488	25-0598210	04/01/1983	AMERICAN GEN LIFE INS CO	TX	YRT/I	OL	6,569,000	227	651,956	80,586	0	0
60488	25-0598210	01/01/1990	AMERICAN GEN LIFE INS CO	TX	YRT/I	OL	727,006	7,768	633	7,450	0	0
60488	25-0598210	01/01/1999	AMERICAN GEN LIFE INS CO	TX	YRT/I	OL	78,753,164	144,914	2,064,915	747,480	0	0
60488	25-0598210	03/01/2001	AMERICAN GEN LIFE INS CO	TX	YRT/I	OL	961,065	0	0	0	0	0
60488	25-0598210	03/01/2001	AMERICAN GEN LIFE INS CO	TX	YRT/I	OL	45,264,758	0	0	0	0	0
60488	25-0598210	03/01/2001	AMERICAN GEN LIFE INS CO	TX	YRT/I	OL	131,942,231	0	0	0	0	0
60488	25-0598210	03/01/2002	AMERICAN GEN LIFE INS CO	TX	YRT/I	OL	0	0	0	120,201	0	0
60488	25-0598210	03/01/2002	AMERICAN GEN LIFE INS CO	TX	YRT/I	XXXLO	0	0	0	54,799	0	0
60488	25-0598210	03/01/2002	AMERICAN GEN LIFE INS CO	TX	YRT/I	XXXLO	53,205,668	292,620	25,788	7,091	0	0
60488	25-0598210	03/01/2002	AMERICAN GEN LIFE INS CO	TX	YRT/I	OL	16,041,496	111,558	1,574,873	233,237	0	0
60488	25-0598210	05/01/2003	AMERICAN GEN LIFE INS CO	TX	YRT/I	OL	0	0	(11,819)	1,429,449	0	0
60488	25-0598210	01/01/2005	AMERICAN GEN LIFE INS CO	TX	YRT/I	OL	0	0	(276)	0	0	0

ANNUAL STATEMENT FOR THE YEAR 2024 OF THE General Re Life Corporation

SCHEDULE S - PART 1 - SECTION 1

Reinsurance Assumed Life Insurance, Annuities, Deposit Funds and Other Liabilities Without Life or Disability Contingencies, and Related Benefits Listed by Reinsured Company as of December 31, Current Year

1 NAIC Company Code	2 ID Number	3 Effective Date	4 Name of Reinsured	5 Domiciliary Jurisdiction	6 Type of Reinsurance Assumed	7 Type of Business Assumed	8 Amount of In Force at End of Year	9 Reserve	10 Premiums	11 Reinsurance Payable on Paid and Unpaid Losses	12 Modified Coinsurance Reserve	13 Funds Withheld Under Coinsurance
60488	25-0598210	01/01/2005	AMERICAN GEN LIFE INS CO	TX	YRT/I	OL	0	0	(88,142)	3,720,490	0	0
60488	25-0598210	02/01/2006	AMERICAN GEN LIFE INS CO	TX	YRT/I	OL	0	0	49,487	873,477	0	0
60488	25-0598210	02/01/2006	AMERICAN GEN LIFE INS CO	TX	YRT/I	OL	0	0	(162,893)	967,950	0	0
60488	25-0598210	01/01/2005	AMERICAN GEN LIFE INS CO	TX	YRT/I	OL	38,188,946	518,403	182,001	5,077	0	0
60488	25-0598210	08/01/2007	AMERICAN GEN LIFE INS CO	TX	YRT/I	OL	0	9,440	(3,652)	0	0	0
60488	25-0598210	08/01/2007	AMERICAN GEN LIFE INS CO	TX	YRT/I	XXXLO	0	8,076	(3,124)	0	0	0
60488	25-0598210	08/01/2007	AMERICAN GEN LIFE INS CO	TX	YRT/I	OL	0	0	(29,361)	634,598	0	0
60488	25-0598210	06/01/2013	AMERICAN GEN LIFE INS CO	TX	YRT/I	OL	0	235	0	0	0	0
60488	25-0598210	06/01/2013	AMERICAN GEN LIFE INS CO	TX	YRT/I	XXXLO	0	1,535	0	0	0	0
60488	25-0598210	01/01/2003	AMERICAN GEN LIFE INS CO	TX	OTH/G	OL	0	88,436	0	0	0	0
60534	59-0781901	06/01/1968	AMERICAN HERITAGE LIFE INS CO	FL	YRT/I	OL	99,045	6,791	3,207	187	0	0
60534	59-0781901	07/01/1997	AMERICAN HERITAGE LIFE INS CO	FL	CO/I	OL	16,787,844	23,991	1,009,085	44,061	0	0
60534	59-0781901	07/01/2013	AMERICAN HERITAGE LIFE INS CO	FL	YRT/I	OL	14,537,294	414,468	674,859	103,044	0	0
60739	74-0484030	06/01/1992	AMERICAN NATL INS CO	TX	CO/I	OL	0	0	5,078	0	0	0
60739	74-0484030	04/01/1996	AMERICAN NATL INS CO	TX	YRT/I	OL	0	0	8,640	0	0	0
60739	74-0484030	08/01/1995	AMERICAN NATL INS CO	TX	YRT/I	OL	0	0	3,313	0	0	0
60739	74-0484030	04/05/1996	AMERICAN NATL INS CO	TX	YRT/I	OL	0	500	32,379	0	0	0
60739	74-0484030	04/01/2000	AMERICAN NATL INS CO	TX	YRT/I	OL	0	1,739	1,432,284	219,674	0	0
60739	74-0484030	01/01/2000	AMERICAN NATL INS CO	TX	YRT/I	OL	0	0	(36)	0	0	0
60836	42-0113630	10/01/1988	AMERICAN REPUBLIC INS CO	IA	YRT/I	OL	808,566	1,454	17,315	5,374	0	0
60895	35-0145825	04/01/1983	AMERICAN UNITED LIFE INS CO	IN	YRT/I	OL	2,086,256	70,967	79,886	11,696	0	0
61999	35-0810610	12/01/1971	AMERICO FIN LIFE & ANN INS CO	TX	OTH/I	OL	0	0	(46)	0	0	0
61999	35-0810610	05/08/1985	AMERICO FIN LIFE & ANN INS CO	TX	YRT/I	OL	188,340	212,887	3,041	553	0	0
61999	35-0810610	04/01/1993	AMERICO FIN LIFE & ANN INS CO	TX	YRT/I	OL	195,105	38,051	643	173	0	0
61999	35-0810610	08/01/2014	AMERICO FIN LIFE & ANN INS CO	TX	YRT/I	OL	562,914	5,526	6,374	780	0	0
61301	47-0098400	06/01/1977	AMERITAS LIFE INS CORP	NE	YRT/I	OL	0	0	(1,262)	20	0	0
61301	47-0098400	12/01/1978	AMERITAS LIFE INS CORP	NE	OTH/I	OL	51,903	1,108	3,255	152,672	0	0
61301	47-0098400	02/01/1982	AMERITAS LIFE INS CORP	NE	YRT/I	OL	0	3,217	0	0	0	0
61301	47-0098400	12/01/1978	AMERITAS LIFE INS CORP	NE	YRT/I	OL	1,634,930	142,332	42,300	5,662	0	0
61301	47-0098400	07/01/1986	AMERITAS LIFE INS CORP	NE	YRT/I	OL	857,149	15,066	26,398	3,619	0	0
61301	47-0098400	11/01/1995	AMERITAS LIFE INS CORP	NE	YRT/I	OL	2,483,715	95,136	175,637	17,318	0	0
61301	47-0098400	02/01/1983	AMERITAS LIFE INS CORP	NE	CO/I	OL	2,200,000	492,994	94,431	7,029	0	0
61301	47-0098400	02/01/1983	AMERITAS LIFE INS CORP	NE	YRT/I	OL	103,267	1,278	6,986	589	0	0
61301	47-0098400	11/01/1997	AMERITAS LIFE INS CORP	NE	YRT/I	OL	1,120,990	21,769	42,967	4,627	0	0
61301	47-0098400	03/01/2000	AMERITAS LIFE INS CORP	NE	YRT/I	OL	34,408,414	1,032,327	813,893	88,036	0	0
61301	47-0098400	06/04/2018	AMERITAS LIFE INS CORP	NE	YRT/I	OL	49,515,118	172,736	65,586	9,210	0	0
60033	13-3758127	06/04/2018	AMERITAS LIFE INS CORP OF NY	NY	YRT/I	OL	2,983,651	10,103	4,980	611	0	0
61069	35-0980405	01/01/2003	ANTHEM LIFE INS CO	IN	OTH/G	OL	0	3,883	0	0	0	0
61069	35-0980405	06/01/2004	ANTHEM LIFE INS CO	IN	OTH/G	OL	0	414,900	0	0	0	0
61069	35-0980405	01/01/2006	ANTHEM LIFE INS CO	IN	OTH/G	OL	0	23,212	0	0	0	0
71439	38-1843471	10/28/1975	ASSURITY LIFE INS CO	NE	YRT/I	OL	469,175	9,624	15,957	1,433	0	0
71439	38-1843471	07/01/1985	ASSURITY LIFE INS CO	NE	YRT/I	OL	1,356,104	18,097	84,224	5,911	0	0
71439	38-1843471	04/01/1985	ASSURITY LIFE INS CO	NE	YRT/I	OL	1,237,043	25,903	158,097	56,981	0	0
71439	38-1843471	04/01/2018	ASSURITY LIFE INS CO	NE	YRT/I	OL	13,218,223	57,070	15,723	2,283	0	0
71439	38-1843471	12/01/2002	ASSURITY LIFE INS CO	NE	OTH/G	OL	4,826,500	0	12,745	6,346	0	0
71439	38-1843471	01/01/2003	ASSURITY LIFE INS CO	NE	OTH/G	OL	1,207,730,407	824,003	2,847,375	1,036,895	0	0
71439	38-1843471	01/01/2003	ASSURITY LIFE INS CO	NE	OTH/G	OL	176,250	0	1,064	649	0	0
71439	38-1843471	01/01/2003	ASSURITY LIFE INS CO	NE	OTH/G	OL	116,421,525	32,784	303,231	113,770	0	0
71439	38-1843471	01/01/2003	ASSURITY LIFE INS CO	NE	OTH/G	OL	825,000	0	5,698	1,752	0	0
61689	42-0175020	08/01/1981	ATHENE ANN & LIFE CO	IA	YRT/I	OL	917,984	255,463	80,501	4,163	0	0
61689	42-0175020	04/01/2010	ATHENE ANN & LIFE CO	IA	YRT/I	XXXLO	7,615,396	77,674	74,229	25,668	0	0
61689	42-0175020	01/01/2007	ATHENE ANN & LIFE CO	IA	YRT/I	OL	1,107,844	11,711	1,661	172	0	0
68039	13-2570714	11/01/1968	ATHENE ANN & LIFE ASSUR CO OF NY	NY	OTH/I	OL	11,006	5,886	652	27	0	0
68039	13-2570714	09/01/1985	ATHENE ANN & LIFE ASSUR CO OF NY	NY	YRT/I	OL	4,782,987	1,281,766	72,180	20,651	0	0
61689	42-0175020	11/01/1970	ATHENE ANN & LIFE CO	IA	YRT/I	OL	324,384	10,111	8,325	1,169	0	0
61689	42-0175020	11/01/1970	ATHENE ANN & LIFE CO	IA	YRT/I	OL	7,136,828	198,498	200,364	87,830	0	0
61689	42-0175020	06/01/1998	ATHENE ANN & LIFE CO	IA	YRT/I	OL	7,754,460	87,439	129,413	252,643	0	0
61689	42-0175020	11/01/2001	ATHENE ANN & LIFE CO	IA	YRT/I	OL	265,036,347	2,228,072	1,669,707	1,068,223	0	0

ANNUAL STATEMENT FOR THE YEAR 2024 OF THE General Re Life Corporation

SCHEDULE S - PART 1 - SECTION 1

Reinsurance Assumed Life Insurance, Annuities, Deposit Funds and Other Liabilities Without Life or Disability Contingencies, and Related Benefits Listed by Reinsured Company as of December 31, Current Year

1 NAIC Company Code	2 ID Number	3 Effective Date	4 Name of Reinsured	5 Domiciliary Jurisdiction	6 Type of Reinsurance Assumed	7 Type of Business Assumed	8 Amount of In Force at End of Year	9 Reserve	10 Premiums	11 Reinsurance Payable on Paid and Unpaid Losses	12 Modified Coinsurance Reserve	13 Funds Withheld Under Coinsurance
61689	42-0175020	06/01/2002	ATHENE ANN & LIFE CO	IA	YRT/I	OL	133,886,796	632,972	1,031,031	483,752	0	0
61689	42-0175020	08/01/2004	ATHENE ANN & LIFE CO	IA	YRT/I	OL	34,816,998	168,043	643,653	111,823	0	0
61689	42-0175020	08/01/2004	ATHENE ANN & LIFE CO	IA	YRT/I	OL	109,110,426	455,204	1,398,265	879,962	0	0
61689	42-0175020	01/01/2007	ATHENE ANN & LIFE CO	IA	YRT/I	OL	4,878,363	65,736	(8,230)	15,925	0	0
61689	42-0175020	01/01/2007	ATHENE ANN & LIFE CO	IA	YRT/I	OL	11,746,736	45,296	114,387	10,796	0	0
61689	42-0175020	11/08/2008	ATHENE ANN & LIFE CO	IA	YRT/I	OL	7,387,274	91,602	102,949	88,247	0	0
61689	42-0175020	11/08/2008	ATHENE ANN & LIFE CO	IA	YRT/I	OL	24,684,273	236,297	450,283	185,683	0	0
61689	42-0175020	04/01/2009	ATHENE ANN & LIFE CO	IA	YRT/I	XXXLO	129,598,876	995,130	363,839	139,439	0	0
61689	42-0175020	04/01/2009	ATHENE ANN & LIFE CO	IA	YRT/I	OL	37,851,349	267,429	112,166	92,661	0	0
61689	42-0175020	04/01/2009	ATHENE ANN & LIFE CO	IA	YRT/I	XXXLO	230,084,978	1,625,608	681,819	563,255	0	0
61093	58-0146380	01/01/2015	ATLANTA LIFE INS CO	GA	YRT/I	OL	4,140,076	2,526	0	3,537	0	0
61093	58-0146380	10/01/2020	ATLANTA LIFE INS CO	GA	OTH/G	OL	0	0	0	24,047	0	0
61093	58-0146380	10/01/2020	ATLANTA LIFE INS CO	GA	OTH/G	OL	0	0	0	17,617	0	0
89206	31-0962495	09/01/1979	AUGUSTAR LIFE ASSURANCE CORPORATION	OH	YRT/I	OL	220,042	265	34,951	888	0	0
89206	31-0962495	10/01/1988	AUGUSTAR LIFE ASSURANCE CORPORATION	OH	YRT/I	OL	21,173	5,471	361	0	0	0
89206	31-0962495	04/01/2004	AUGUSTAR LIFE ASSURANCE CORPORATION	OH	YRT/I	OL	158,725,631	760,317	1,624,080	470,972	0	0
67172	31-0397080	04/01/2004	AUGUSTAR LIFE INSURANCE COMPANY	OH	YRT/I	OL	71,582,858	1,259,911	321,594	223,330	0	0
67172	31-0397080	12/01/2005	AUGUSTAR LIFE INSURANCE COMPANY	OH	YRT/I	XXXLO	129,011,737	1,333,274	279,541	35,762	0	0
67172	31-0397080	01/01/2023	AUGUSTAR LIFE INSURANCE COMPANY	OH	YRT/I	OL	38,406,758	53,059	23,493	3,137	0	0
67172	31-0397080	01/01/2023	AUGUSTAR LIFE INSURANCE COMPANY	OH	YRT/I	OL	9,280,215	12,695	20,885	0	0	0
60232	52-0795747	06/29/2001	AXCELUS FIN LIFE INS CO	PA	YRT/I	OL	31,320,578	54,906	431,063	70,415	0	0
60232	52-0795747	07/01/2003	AXCELUS FIN LIFE INS CO	PA	YRT/I	OL	36,856,541	12,396	210,308	33,334	0	0
60232	52-0795747	01/01/2009	AXCELUS FIN LIFE INS CO	PA	YRT/I	OL	391,101,993	130,238	1,227,993	127,564	0	0
60232	52-0795747	09/01/2019	AXCELUS FIN LIFE INS CO	PA	YRT/I	OL	358,620,450	1,753,654	836,516	104,735	0	0
61212	52-0236900	04/01/2010	BALTIMORE LIFE INS CO	MD	YRT/I	XXXLO	201,812,715	787,085	466,948	48,068	0	0
61212	52-0236900	10/01/2010	BALTIMORE LIFE INS CO	MD	CO/I	XXXL	11,662,623	22,250	103,659	9,348	0	0
61263	36-0770740	12/01/1979	BANKERS LIFE & CAS CO	IL	YRT/I	OL	22,950	8,741	4,073	241	0	0
81043	59-1460067	07/01/2000	BANKERS LIFE INS CO	NC	CO/I	XXXL	330,000	11,577	1,029	64	0	0
94250	52-1236145	04/15/1988	BANNER LIFE INS CO	MD	YRT/I	OL	524,747	154,085	15,281	903	0	0
94250	52-1236145	11/15/1995	BANNER LIFE INS CO	MD	CO/I	OL	14,224,163	417,799	(20,091)	30,123	0	0
94250	52-1236145	11/15/1995	BANNER LIFE INS CO	MD	YRT/I	OL	3,184,592	445,138	106,430	32,611	0	0
94250	52-1236145	07/01/1996	BANNER LIFE INS CO	MD	YRT/I	OL	5,912,253	387,236	166,261	49,392	0	0
94250	52-1236145	01/01/2000	BANNER LIFE INS CO	MD	CO/I	XXXL	2,446,291	139,536	11,851	947	0	0
94250	52-1236145	08/14/2000	BANNER LIFE INS CO	MD	OTH/I	XXXL	621,060	166,339	13,880	1,431	0	0
94250	52-1236145	11/30/2000	BANNER LIFE INS CO	MD	OTH/I	OL	773,818	187,964	7,867	2,052	0	0
94250	52-1236145	01/01/2005	BANNER LIFE INS CO	MD	YRT/I	OL	19,818,573	304,626	892,072	214,453	0	0
94250	52-1236145	01/01/2005	BANNER LIFE INS CO	MD	YRT/I	XXXLO	4,014,608	61,707	180,705	43,441	0	0
94250	52-1236145	05/01/2007	BANNER LIFE INS CO	MD	YRT/I	OL	10,173,395	719,816	142,377	93,651	0	0
61395	87-0115120	05/01/1973	BENEFICIAL LIFE INS CO	UT	YRT/I	OL	0	0	(3,511)	0	0	0
61476	04-1106240	05/01/1975	BOSTON MUT LIFE INS CO	MA	YRT/I	OL	6,178	1	610	55	0	0
61476	04-1106240	03/27/1995	BOSTON MUT LIFE INS CO	MA	YRT/I	OL	421,042	5,742	5,565	1,603	0	0
87726	06-0566090	09/01/1973	BRIGHTHOUSE LIFE INS CO	DE	OTH/I	OL	288,089	85,086	23,801	9,295	0	0
87726	06-0566090	04/01/1982	BRIGHTHOUSE LIFE INS CO	DE	YRT/I	OL	2,404,327	9,986	153,979	35,274	0	0
87726	06-0566090	02/01/1992	BRIGHTHOUSE LIFE INS CO	DE	OTH/I	OL	2,939,310	93,488	276,029	96,961	0	0
87726	06-0566090	04/01/2003	BRIGHTHOUSE LIFE INS CO	DE	YRT/I	OL	974,189,175	17,473,647	32,612,293	12,744,207	0	0
87726	06-0566090	10/01/1994	BRIGHTHOUSE LIFE INS CO	DE	YRT/I	OL	0	220,503	270,205	0	0	0
57347	74-0548665	10/01/1991	CATHOLIC LIFE INS	TX	CO/I	OL	7,257,824	116,858	56,721	14,057	0	0
57347	74-0548665	07/01/2007	CATHOLIC LIFE INS	TX	YRT/I	OL	1,541,963	102,199	6,952	694	0	0
57347	74-0548665	01/01/2017	CATHOLIC LIFE INS	TX	YRT/I	OL	17,014,745	27,520	24,058	752,238	0	0
57347	74-0548665	01/01/2017	CATHOLIC LIFE INS	TX	YRT/I	XXXLO	51,044,236	82,560	72,173	2,256,714	0	0
57347	74-0548665	01/01/1997	CATHOLIC LIFE INS	TX	OTH/G	OL	0	15,325	0	0	0	0
57487	36-0879870	05/15/2018	CATHOLIC ORDER OF FORESTERS	IL	YRT/I	OL	428,298,118	257,195	211,403	32,241	0	0
76236	31-1213778	08/01/2001	CINCINNATI LIFE INS CO	OH	OTH/I	XXXL	51,739,096	2,989,028	82,622	21,590	0	0
76023	16-1321681	06/01/2009	COLUMBIAN LIFE INS CO	IL	YRT/I	OL	13,172,569	50,153	(44,877)	8,818	0	0
62103	15-0274455	03/01/1970	COLUMBIAN MUT LIFE INS CO	NY	YRT/I	OL	40,000	1,560	2,300	249	0	0
62103	15-0274455	10/01/1972	COLUMBIAN MUT LIFE INS CO	NY	OTH/I	OL	40,000	1,156	1,800	119	0	0
62103	15-0274455	05/01/1977	COLUMBIAN MUT LIFE INS CO	NY	YRT/I	OL	1,159,528	7,144	0	1,925	0	0
62103	15-0274455	01/01/1978	COLUMBIAN MUT LIFE INS CO	NY	CO/I	OL	295,890	19,756	6,884	1,359	229,976	0

ANNUAL STATEMENT FOR THE YEAR 2024 OF THE General Re Life Corporation

SCHEDULE S - PART 1 - SECTION 1

Reinsurance Assumed Life Insurance, Annuities, Deposit Funds and Other Liabilities Without Life or Disability Contingencies, and Related Benefits Listed by Reinsured Company as of December 31, Current Year

1 NAIC Company Code	2 ID Number	3 Effective Date	4 Name of Reinsured	5 Domiciliary Jurisdiction	6 Type of Reinsurance Assumed	7 Type of Business Assumed	8 Amount of In Force at End of Year	9 Reserve	10 Premiums	11 Reinsurance Payable on Paid and Unpaid Losses	12 Modified Coinsurance Reserve	13 Funds Withheld Under Coinsurance
62103	15-0274455	01/01/1978	COLUMBIAN MUT LIFE INS CO	NY	YRT/I	OL	29,756	3,805	425	347	0	0
62103	15-0274455	08/01/1969	COLUMBIAN MUT LIFE INS CO	NY	YRT/I	OL	480,549	9,395	14,584	3,124	0	0
62103	15-0274455	05/01/1987	COLUMBIAN MUT LIFE INS CO	NY	OTH/I	OL	2,067,247	7,213	41,270	11,116	0	0
62103	15-0274455	05/01/1982	COLUMBIAN MUT LIFE INS CO	NY	YRT/I	OL	438,145	0	29,126	0	0	0
62103	15-0274455	12/01/2013	COLUMBIAN MUT LIFE INS CO	NY	CO/I	OL	264,224	127,449	(3,510)	6,694	0	0
99937	31-1191427	07/01/1989	COLUMBUS LIFE INS CO	OH	YRT/I	OL	248,183	342	(7,236)	879	0	0
99937	31-1191427	07/01/1989	COLUMBUS LIFE INS CO	OH	YRT/I	OL	1,718,235	57,776	61,628	11,184	0	0
99937	31-1191427	09/01/2002	COLUMBUS LIFE INS CO	OH	YRT/I	OL	39,045	9,115	74	87	0	0
99937	31-1191427	11/01/2022	COLUMBUS LIFE INS CO	OH	YRT/I	OL	120,278,799	259,447	183,604	783,386	0	0
62146	36-2136262	08/01/1966	COMBINED INS CO OF AMER	IL	OTH/I	OL	27,850	1,405	219	243	0	0
84824	04-6145677	09/17/1968	COMMONWEALTH ANN & LIFE INS CO	MA	YRT/I	OL	113,988	2,802	82,382	10,111	0	0
84824	04-6145677	08/01/1983	COMMONWEALTH ANN & LIFE INS CO	MA	YRT/I	OL	1,743,157	218,721	28,708	4,474	0	0
84824	04-6145677	01/01/1993	COMMONWEALTH ANN & LIFE INS CO	MA	YRT/I	OL	833,759	71,243	22,012	128,831	0	0
62537	58-0830929	10/01/1987	COTTON STATES LIFE INS CO	GA	OTH/I	OL	7,854,913	112,077	73,128	27,819	0	0
62537	58-0830929	03/01/1991	COTTON STATES LIFE INS CO	GA	YRT/I	OL	316,000	62,068	3,424	486	0	0
62537	58-0830929	01/01/1992	COTTON STATES LIFE INS CO	GA	CO/I	OL	874,686	172,714	1,229	405	0	0
62537	58-0830929	01/01/1992	COTTON STATES LIFE INS CO	GA	CO/I	XXXLO	633,394	125,069	890	293	0	0
62537	58-0830929	01/01/1993	COTTON STATES LIFE INS CO	GA	YRT/I	OL	13,888,212	183,758	98,291	30,879	0	0
62537	58-0830929	05/01/1994	COTTON STATES LIFE INS CO	GA	YRT/I	OL	5,231,249	93,766	14,066	5,887	0	0
71129	36-2598882	11/01/1995	DEARBORN LIFE INS CO	IL	OTH/G	OL	0	128,295	7,915	4,345	0	0
62634	51-0104167	01/01/1985	DELAWARE AMER LIFE INS CO	DE	CO/I	OL	87,500	19,050	5,978	302	0	0
62634	51-0104167	04/01/1983	DELAWARE AMER LIFE INS CO	DE	YRT/I	OL	1,521,895	39,046	245,471	24,747	0	0
62928	42-0868851	01/01/1974	EMC NATL LIFE CO	IA	YRT/I	OL	21,412	620	0	135	0	0
62928	42-0868851	03/01/1983	EMC NATL LIFE CO	IA	YRT/I	OL	765,895	3,062	10,508	3,473	0	0
68322	84-0467907	01/01/1977	EMPOWER ANN INS CO OF AMERICA	CO	OTH/I	OL	478,604	8,511	6,899	317	0	0
68322	84-0467907	09/01/1982	EMPOWER ANN INS CO OF AMERICA	CO	YRT/I	OL	89,820	896	5,957	715	0	0
68322	84-0467907	12/19/2000	EMPOWER ANN INS CO OF AMERICA	CO	YRT/I	OL	19,092,283	399,766	151,633	365,763	0	0
68322	84-0467907	07/01/2000	EMPOWER ANN INS CO OF AMERICA	CO	YRT/I	OL	6,410,443	232,888	66,101	11,156	0	0
79359	13-2690792	03/24/2000	EMPOWER LIFE & ANN INS CO OF NY	NY	YRT/I	OL	6,547,187	220,208	229,420	562,879	0	0
78077	86-0222062	01/01/1983	EQUITABLE FIN LIFE INS CO OF AMER	AZ	YRT/I	OL	3,162,505	59,134	140,846	9,209	0	0
62944	13-5570651	10/02/1972	EQUITABLE FINANCIAL LIFE INS CO	NY	YRT/I	OL	19,005,340	615,673	893,009	122,399	0	0
62944	13-5570651	04/01/1975	EQUITABLE FINANCIAL LIFE INS CO	NY	YRT/I	OL	808,929	34,765	51,414	28,897	0	0
62944	13-5570651	09/01/1985	EQUITABLE FINANCIAL LIFE INS CO	NY	YRT/I	OL	690,203	17,065	95,000	5,253	0	0
62944	13-5570651	07/01/1985	EQUITABLE FINANCIAL LIFE INS CO	NY	YRT/I	OL	403,730	25,262	13,218	1,264	0	0
62944	13-5570651	10/02/1972	EQUITABLE FINANCIAL LIFE INS CO	NY	YRT/I	OL	44,567,199	1,164,745	2,924,082	842,253	0	0
62944	13-5570651	10/02/1972	EQUITABLE FINANCIAL LIFE INS CO	NY	YRT/I	OL	12,301,974	282,256	1,028,187	1,354,627	0	0
62944	13-5570651	10/02/1972	EQUITABLE FINANCIAL LIFE INS CO	NY	YRT/I	OL	4,979,502	94,882	190,234	10,114	0	0
62944	13-5570651	06/01/1993	EQUITABLE FINANCIAL LIFE INS CO	NY	YRT/I	OL	27,742,379	66,285	698,378	810,831	0	0
62944	13-5570651	04/04/1994	EQUITABLE FINANCIAL LIFE INS CO	NY	YRT/I	OL	1,338,791	15,079	180,245	10,150	0	0
62944	13-5570651	01/01/1995	EQUITABLE FINANCIAL LIFE INS CO	NY	YRT/I	OL	10,208,677	12,559	431,569	35,854	0	0
62944	13-5570651	01/01/1995	EQUITABLE FINANCIAL LIFE INS CO	NY	YRT/I	OL	686	1	66	5	0	0
62944	13-5570651	01/01/1995	EQUITABLE FINANCIAL LIFE INS CO	NY	YRT/I	OL	53,947,379	1,343,219	1,729,193	903,911	0	0
62944	13-5570651	01/01/1995	EQUITABLE FINANCIAL LIFE INS CO	NY	YRT/I	OL	4,927,215	60,270	84,195	6,708	0	0
62944	13-5570651	01/01/1995	EQUITABLE FINANCIAL LIFE INS CO	NY	YRT/I	OL	1,688,957	15,507	43,349	2,354	0	0
62944	13-5570651	01/01/1995	EQUITABLE FINANCIAL LIFE INS CO	NY	YRT/I	XXXLO	527,813	4,846	13,547	736	0	0
62944	13-5570651	08/01/1996	EQUITABLE FINANCIAL LIFE INS CO	NY	YRT/I	OL	4,885,196	61,759	54,170	3,555	0	0
62944	13-5570651	10/06/1997	EQUITABLE FINANCIAL LIFE INS CO	NY	YRT/I	OL	614,025,930	2,615,263	3,916,582	1,593,601	0	0
62944	13-5570651	12/02/1997	EQUITABLE FINANCIAL LIFE INS CO	NY	YRT/I	OL	4,075,767	7,916	1,080,000	110,573	0	0
62944	13-5570651	01/01/1999	EQUITABLE FINANCIAL LIFE INS CO	NY	YRT/I	OL	18,403,613	40,758	245,627	25,795	0	0
62944	13-5570651	03/01/2003	EQUITABLE FINANCIAL LIFE INS CO	NY	YRT/I	OL	86,020,295	741,907	2,970,293	844,198	0	0
62944	13-5570651	09/01/2004	EQUITABLE FINANCIAL LIFE INS CO	NY	YRT/I	OL	350,054	16,382	4,343	220	0	0
62944	13-5570651	01/01/2006	EQUITABLE FINANCIAL LIFE INS CO	NY	YRT/I	OL	9,322,382	287,158	853,336	237,312	0	0
62944	13-5570651	01/01/2006	EQUITABLE FINANCIAL LIFE INS CO	NY	YRT/I	XXXLO	1,096,516	33,776	100,371	27,913	0	0
62944	13-5570651	04/01/2006	EQUITABLE FINANCIAL LIFE INS CO	NY	YRT/I	OL	191,333,930	9,672,962	13,915,009	2,943,107	0	0
62944	13-5570651	04/01/2006	EQUITABLE FINANCIAL LIFE INS CO	NY	YRT/I	OL	15,060,132	342,685	227,568	16,296	0	0
62944	13-5570651	04/01/2006	EQUITABLE FINANCIAL LIFE INS CO	NY	YRT/I	XXXLO	15,554,575	353,936	235,039	16,831	0	0
62944	13-5570651	04/01/2010	EQUITABLE FINANCIAL LIFE INS CO	NY	YRT/I	OL	126,379,665	1,836,707	499,311	57,665	0	0
62944	13-5570651	04/01/2010	EQUITABLE FINANCIAL LIFE INS CO	NY	YRT/I	XXXLO	85,945,232	1,249,064	339,559	39,216	0	0

ANNUAL STATEMENT FOR THE YEAR 2024 OF THE General Re Life Corporation

SCHEDULE S - PART 1 - SECTION 1

Reinsurance Assumed Life Insurance, Annuities, Deposit Funds and Other Liabilities Without Life or Disability Contingencies, and Related Benefits Listed by Reinsured Company as of December 31, Current Year

1 NAIC Company Code	2 ID Number	3 Effective Date	4 Name of Reinsured	5 Domiciliary Jurisdiction	6 Type of Reinsurance Assumed	7 Type of Business Assumed	8 Amount of In Force at End of Year	9 Reserve	10 Premiums	11 Reinsurance Payable on Paid and Unpaid Losses	12 Modified Coinsurance Reserve	13 Funds Withheld Under Coinsurance
62944	13-5570651	10/01/2012	EQUITABLE FINANCIAL LIFE INS CO	NY	YRT/I	OL	398,331,502	1,410,626	120,743	13,501	0	0
62944	13-5570651	10/01/2012	EQUITABLE FINANCIAL LIFE INS CO	NY	YRT/I	XXXLO	287,394,886	1,017,762	87,116	9,741	0	0
62944	13-5570651	01/01/2017	EQUITABLE FINANCIAL LIFE INS CO	NY	YRT/I	OL	170,542,205	548,809	580,618	55,274	0	0
62944	13-5570651	01/01/2023	EQUITABLE FINANCIAL LIFE INS CO	NY	YRT/I	OL	163,953,115	506,251	159,770	0	0	0
70769	25-1186315	05/01/1975	ERIE FAMILY LIFE INS CO	PA	OTH/I	OL	2,030,697	228,544	41,219	8,298	0	0
70769	25-1186315	01/01/1988	ERIE FAMILY LIFE INS CO	PA	YRT/I	OL	4,720,656	6,638	45,427	28,686	0	0
70769	25-1186315	05/01/2015	ERIE FAMILY LIFE INS CO	PA	YRT/I	OL	12,502,043	30,258	23,100	2,240	0	0
70769	25-1186315	05/01/2015	ERIE FAMILY LIFE INS CO	PA	YRT/I	XXXLO	138,331,333	334,796	255,594	24,781	0	0
70769	25-1186315	03/01/2024	ERIE FAMILY LIFE INS CO	PA	YRT/I	OL	213,386,463	5,777,897	0	0	0	0
60186	36-2554642	03/01/1980	EVERLAKE LIFE INS CO	IL	YRT/I	OL	3,147,207	333,868	161,529	9,777	0	0
60186	36-2554642	01/15/2001	EVERLAKE LIFE INS CO	IL	CO/I	XXXL	42,096,312	1,067,580	4,265	24,146	0	0
97241	47-0648948	05/01/1972	EVERLY LIFE INS CO	WI	OTH/I	OL	142,500	670	1,139	134	0	0
97241	47-0648948	07/01/1987	EVERLY LIFE INS CO	WI	OTH/G	OL	0	52,409	0	0	0	0
63088	42-0623913	05/01/1996	FARM BUREAU LIFE INS CO	IA	CO/I	OL	4,084	403	260	5	0	0
63088	42-0623913	10/01/2020	FARM BUREAU LIFE INS CO	IA	YRT/I	OL	91,388,082	336,643	68,221	5,312	0	0
63088	42-0623913	10/01/2020	FARM BUREAU LIFE INS CO	IA	YRT/I	OL	475,850,679	1,604,309	274,870	18,876	0	0
63258	41-6022443	08/01/1980	FEDERATED LIFE INS CO	MN	YRT/I	OL	689,035	26,175	67,341	7,939	0	0
63274	52-6033321	12/22/2008	FIDELITY & GUAR LIFE INS CO	IA	CO/I	XXXL	585,362	2,504	4,335	198	0	0
71870	43-0949844	01/01/1987	FIDELITY SECURITY LIFE INS CO	MO	YRT/I	OL	2,345,329	36,724	47,570	6,250	0	0
69140	04-1867050	12/01/1988	FIRST ALLMERICA FIN LIFE INS CO	MA	OTH/I	OL	614,494	19,215	23,054	2,275	0	0
69140	04-1867050	12/01/1988	FIRST ALLMERICA FIN LIFE INS CO	MA	YRT/I	OL	6,785,616	14,646	151,870	29,215	0	0
69140	04-1867050	05/01/2000	FIRST ALLMERICA FIN LIFE INS CO	MA	YRT/I	OL	1,403,450	34,998	17,643	3,171	0	0
69140	04-1867050	01/01/2001	FIRST ALLMERICA FIN LIFE INS CO	MA	YRT/I	OL	22,953,413	69,310	116,060	57,563	0	0
69140	04-1867050	02/01/2003	FIRST ALLMERICA FIN LIFE INS CO	MA	YRT/I	OL	19,880,889	387,386	313,591	1,409,817	0	0
69140	04-1867050	08/01/2004	FIRST ALLMERICA FIN LIFE INS CO	MA	YRT/I	OL	30,203,724	296,741	268,073	33,592	0	0
69140	04-1867050	01/01/2007	FIRST ALLMERICA FIN LIFE INS CO	MA	YRT/I	OL	1,177,794	67,265	5,234	628	0	0
69140	04-1867050	11/08/2008	FIRST ALLMERICA FIN LIFE INS CO	MA	YRT/I	OL	3,828,236	6,934	59,658	6,775	0	0
69140	04-1867050	04/01/2009	FIRST ALLMERICA FIN LIFE INS CO	MA	YRT/I	XXXLO	70,879,364	577,801	235,825	822,736	0	0
63657	22-1700753	01/01/1987	GARDEN STATE LIFE INS CO	TX	CO/I	XXXL	0	316	3,998	0	0	0
63657	22-1700753	10/01/1989	GARDEN STATE LIFE INS CO	TX	YRT/I	OL	0	0	(2,221)	0	0	0
63657	22-1700753	06/15/1993	GARDEN STATE LIFE INS CO	TX	CO/I	OL	0	15,066	30,571	0	0	0
63657	22-1700753	06/15/1993	GARDEN STATE LIFE INS CO	TX	CO/I	XXXL	0	8,848	17,954	0	0	0
56685	25-0502660	12/01/1988	GBU FINANCIAL LIFE	PA	YRT/I	OL	4,857,903	11,805	50,392	0	0	0
56685	25-0502660	01/01/1985	GBU FINANCIAL LIFE	PA	YRT/I	OL	180,377	5,721	11,754	0	0	0
56685	25-0502660	01/01/1994	GBU FINANCIAL LIFE	PA	YRT/I	OL	300,909	6,530	9,024	0	0	0
65536	54-0283385	06/01/1969	GENWORTH LIFE & ANN INS CO	VA	OTH/I	OL	2,244,490	236,334	8,703	556	0	0
65536	54-0283385	05/01/1972	GENWORTH LIFE & ANN INS CO	VA	OTH/I	OL	74,218	990	4,357	201	0	0
65536	54-0283385	07/01/1981	GENWORTH LIFE & ANN INS CO	VA	CO/I	OL	659,140	176,739	49,575	4,318	0	0
65536	54-0283385	12/01/1977	GENWORTH LIFE & ANN INS CO	VA	OTH/I	OL	31,087	415	2,870	169	0	0
65536	54-0283385	07/01/1981	GENWORTH LIFE & ANN INS CO	VA	YRT/I	OL	239,168	1,106	8,670	940	0	0
65536	54-0283385	09/01/1982	GENWORTH LIFE & ANN INS CO	VA	OTH/I	OL	25,358,043	143,822	831,157	100,039	0	0
65536	54-0283385	06/01/1986	GENWORTH LIFE & ANN INS CO	VA	OTH/I	OL	24,137	104,408	23,871	2,540	0	0
65536	54-0283385	02/17/1992	GENWORTH LIFE & ANN INS CO	VA	YRT/I	OL	575,000	3,098	19,470	7,535	0	0
65536	54-0283385	03/18/1992	GENWORTH LIFE & ANN INS CO	VA	YRT/I	OL	2,095,194	10,636	60,516	25,875	0	0
65536	54-0283385	03/01/1994	GENWORTH LIFE & ANN INS CO	VA	YRT/I	OL	5,052,670	27,924	35,956	8,567	0	0
65536	54-0283385	06/26/1999	GENWORTH LIFE & ANN INS CO	VA	YRT/I	OL	6,089,682	18,392	70,734	13,553	0	0
70025	91-6027719	06/26/1999	GENWORTH LIFE INS CO	DE	YRT/I	OL	2,634,799	8,977	25,959	6,633	0	0
70025	91-6027719	06/26/1999	GENWORTH LIFE INS CO	DE	YRT/I	XXXLO	16,185,192	55,144	159,462	40,744	0	0
70025	91-6027719	11/01/2000	GENWORTH LIFE INS CO	DE	YRT/I	OL	14,873,180	138,483	115,596	29,636	0	0
70025	91-6027719	11/01/2000	GENWORTH LIFE INS CO	DE	YRT/I	XXXLO	60,225,910	560,760	468,082	120,004	0	0
70025	91-6027719	11/01/2000	GENWORTH LIFE INS CO	DE	YRT/I	OL	1,801,059	13,253	18,272	4,312	0	0
70025	91-6027719	11/01/2000	GENWORTH LIFE INS CO	DE	YRT/I	XXXLO	9,993,693	73,536	101,389	23,928	0	0
70025	91-6027719	01/01/2002	GENWORTH LIFE INS CO	DE	YRT/I	XXXLO	598,468,802	4,068,605	1,927,871	1,088,471	0	0
70025	91-6027719	01/01/2002	GENWORTH LIFE INS CO	DE	YRT/I	OL	19,118,506	114,530	149,687	69,596	0	0
70025	91-6027719	01/01/2002	GENWORTH LIFE INS CO	DE	YRT/I	XXXLO	150,071,814	899,009	1,174,975	546,298	0	0
70025	91-6027719	04/01/2005	GENWORTH LIFE INS CO	DE	YRT/I	XXXLO	257,216,114	1,819,098	1,715,042	296,756	0	0
70025	91-6027719	04/01/2005	GENWORTH LIFE INS CO	DE	YRT/I	OL	19,195,260	121,918	426,375	159,175	0	0
70025	91-6027719	04/01/2005	GENWORTH LIFE INS CO	DE	YRT/I	XXXLO	1,218,596,642	5,802,144	3,111,111	644,648	0	0

ANNUAL STATEMENT FOR THE YEAR 2024 OF THE General Re Life Corporation

SCHEDULE S - PART 1 - SECTION 1

Reinsurance Assumed Life Insurance, Annuities, Deposit Funds and Other Liabilities Without Life or Disability Contingencies, and Related Benefits Listed by Reinsured Company as of December 31, Current Year

1 NAIC Company Code	2 ID Number	3 Effective Date	4 Name of Reinsured	5 Domiciliary Jurisdiction	6 Type of Reinsurance Assumed	7 Type of Business Assumed	8 Amount of In Force at End of Year	9 Reserve	10 Premiums	11 Reinsurance Payable on Paid and Unpaid Losses	12 Modified Coinsurance Reserve	13 Funds Withheld Under Coinsurance
70025	91-6027719	04/01/2005	GENWORTH LIFE INS CO	DE	YRT/I	OL	94,863,975	1,192,462	1,338,053	445,003	0	0
70025	91-6027719	04/01/2005	GENWORTH LIFE INS CO	DE	YRT/I	XXXLO	8,172,012	102,724	115,266	38,335	0	0
72990	22-2882416	07/01/1969	GENWORTH LIFE INS CO OF NY	NY	OTH/I	OL	42,484	2,133	733	65	0	0
70939	13-2611847	04/01/1995	GERBER LIFE INS CO	NY	OTH/G	OL	0	5,486,007	1,830,282	892,566	0	0
91472	63-0782739	12/01/1992	GLOBE LIFE & ACCIDENT INS CO	NE	YRT/I	OL	2,180,400	1,634	21,460	6,853	0	0
60234	63-1191165	08/01/2005	GOLDEN GATE CAPTIVE INS CO	VT	YRT/I	XXXLO	217,583,730	93,805	1,517,072	351,708	0	0
60234	63-1191165	08/01/2005	GOLDEN GATE CAPTIVE INS CO	VT	YRT/I	XXXLO	988,028,852	169,735	4,462,704	917,762	0	0
63967	74-0651020	04/01/1987	GOVERNMENT PERSONNEL MUT LIFE INS	TX	YRT/I	OL	100,000	803	2,234	441	0	0
71218	31-0739286	01/01/2012	GRANGE LIFE INS CO	OH	YRT/I	XXXLO	849,815,803	1,236,517	1,694,762	151,678	0	0
90212	74-2058261	07/01/1980	GREAT SOUTHERN LIFE INS CO	TX	OTH/I	OL	6,165,059	2,770,178	2,199	265	0	0
90212	74-2058261	03/01/1986	GREAT SOUTHERN LIFE INS CO	TX	YRT/I	OL	11,041,779	450,804	252,013	292,702	0	0
90212	74-2058261	01/18/1998	GREAT SOUTHERN LIFE INS CO	TX	YRT/I	OL	363,000	14,245	2,490	462	0	0
90212	74-2058261	06/01/1993	GREAT SOUTHERN LIFE INS CO	TX	YRT/I	OL	5,055,082	761,515	309,833	91,181	0	0
90212	74-2058261	08/01/2014	GREAT SOUTHERN LIFE INS CO	TX	YRT/I	OL	5,327,192	52,299	139,440	22,273	0	0
78778	13-2656036	05/18/2020	GUARDIAN INS & ANN CO INC	DE	YRT/I	OL	5,239,258,403	11,034,340	1,957,977	5,877,354	0	0
64246	13-5123390	07/01/1971	GUARDIAN LIFE INS CO OF AMER	NY	YRT/I	OL	445,227	17,684	31,940	3,945	0	0
64246	13-5123390	01/02/1981	GUARDIAN LIFE INS CO OF AMER	NY	YRT/I	OL	1,283,045	47,354	56,323	8,337	0	0
64246	13-5123390	01/01/1985	GUARDIAN LIFE INS CO OF AMER	NY	YRT/I	OL	116,498	33,988	3,890	13,154	0	0
64246	13-5123390	11/01/1990	GUARDIAN LIFE INS CO OF AMER	NY	YRT/I	OL	52,253,687	1,229,667	2,521,701	2,367,775	0	0
64246	13-5123390	08/01/1993	GUARDIAN LIFE INS CO OF AMER	NY	CO/I	OL	44,319,768	0	566,279	178,438	0	0
64246	13-5123390	08/01/1995	GUARDIAN LIFE INS CO OF AMER	NY	YRT/I	OL	2,543,413	59,537	107,018	15,490	0	0
64246	13-5123390	06/30/1996	GUARDIAN LIFE INS CO OF AMER	NY	YRT/I	OL	10,072,166	133,394	133,089	12,943	0	0
64246	13-5123390	12/01/1996	GUARDIAN LIFE INS CO OF AMER	NY	CO/I	OL	7,949,785	0	32,647	11,949	0	0
64246	13-5123390	12/01/1988	GUARDIAN LIFE INS CO OF AMER	NY	YRT/I	OL	8,412,932	470,416	(24,256)	1,164,812	0	0
64246	13-5123390	05/01/1991	GUARDIAN LIFE INS CO OF AMER	NY	CO/I	OL	198,817,083	40,133	2,385,329	213,750	0	0
64246	13-5123390	03/01/2003	GUARDIAN LIFE INS CO OF AMER	NY	CO/I	XXXL	89,013,609	810,101	388,383	44,957	0	0
64246	13-5123390	04/01/2005	GUARDIAN LIFE INS CO OF AMER	NY	CO/I	XXXL	84,926,864	448,653	306,007	41,391	0	0
64246	13-5123390	01/01/2005	GUARDIAN LIFE INS CO OF AMER	NY	YRT/I	OL	18,429,882	766,073	499,479	1,063,460	0	0
64246	13-5123390	01/01/2002	GUARDIAN LIFE INS CO OF AMER	NY	YRT/I	OL	118,799,032	2,512,581	1,729,685	275,525	0	0
64246	13-5123390	10/01/2005	GUARDIAN LIFE INS CO OF AMER	NY	YRT/I	OL	106,549,271	2,133,574	1,776,120	1,486,854	0	0
64246	13-5123390	04/01/2010	GUARDIAN LIFE INS CO OF AMER	NY	YRT/I	OL	271,098,464	968,793	1,085,181	103,081	0	0
93440	06-1041332	11/01/1995	HM LIFE INS CO	PA	OTH/G	OL	86,095	4,141	3,288	3,354	0	0
93440	06-1041332	11/01/1995	HM LIFE INS CO	PA	OTH/G	OL	613,739	75,069	53,878	32,686	0	0
70580	39-0714280	06/01/1973	HUMANADENTAL INS CO	WI	OTH/I	OL	(380)	(96)	770	491	0	0
70580	39-0714280	07/01/1988	HUMANADENTAL INS CO	WI	YRT/I	OL	1,258,756	27,199	11,474	2,347	0	0
64580	37-0344290	02/15/1999	ILLINOIS MUT LIFE INS CO	IL	OTH/G	OL	29,051,820	0	69,918	26,197	0	0
64580	37-0344290	02/15/1999	ILLINOIS MUT LIFE INS CO	IL	OTH/G	OL	0	123,812	11,169	9,355	0	0
63487	23-1632193	09/01/2002	INVESTORS LIFE INS CO N AMER	TX	YRT/I	OL	703,858	6,366	42,355	1,615	0	0
63487	23-1632193	08/01/2014	INVESTORS LIFE INS CO N AMER	TX	YRT/I	OL	8,149,037	196,630	310,058	52,222	0	0
15313	46-3433374	01/01/2014	INVESTORS PREFERRED LIFE INS CO	SD	YRT/I	OL	204,890,361	187,616	178,042	61,128	0	0
65056	38-1659835	01/01/1974	JACKSON NATL LIFE INS CO	MI	OTH/I	OL	12,136	139	0	56	0	0
65056	38-1659835	07/01/1974	JACKSON NATL LIFE INS CO	MI	OTH/I	OL	5,127	301	718	43	0	0
65056	38-1659835	09/01/1982	JACKSON NATL LIFE INS CO	MI	YRT/I	OL	4,686	6	562	80	0	0
65056	38-1659835	08/01/1987	JACKSON NATL LIFE INS CO	MI	CO/I	OL	5,533,179	1,401,307	111,326	27,652	0	0
65056	38-1659835	07/12/1993	JACKSON NATL LIFE INS CO	MI	OTH/I	OL	5,401,058	2,171	82,622	13,732	0	0
65056	38-1659835	10/23/1995	JACKSON NATL LIFE INS CO	MI	YRT/I	OL	14,270	83	481	68	0	0
65056	38-1659835	08/01/1996	JACKSON NATL LIFE INS CO	MI	CO/I	OL	50,000	4,686	(147)	239	0	0
65056	38-1659835	08/01/1996	JACKSON NATL LIFE INS CO	MI	YRT/I	OL	13,748,598	222,806	265,767	53,379	0	0
65056	38-1659835	09/01/1982	JACKSON NATL LIFE INS CO	MI	OTH/I	OL	2,579,999	979,129	68,571	18,584	0	0
65056	38-1659835	10/01/1991	JACKSON NATL LIFE INS CO	MI	CO/I	OL	962,158	166,725	64,936	40,596	0	0
65056	38-1659835	01/01/1989	JACKSON NATL LIFE INS CO	IN	CO/I	OL	459,823	7,341	9,828	1,980	0	0
65056	38-1659835	01/01/1989	JACKSON NATL LIFE INS CO	IN	YRT/I	OL	3,506,336	1,589	173,328	25,490	0	0
65838	01-0233346	01/01/1981	JOHN HANCOCK LIFE INS CO USA	MI	YRT/I	OL	88,124,123	1,398,481	3,522,386	546,464	0	0
65838	01-0233346	02/01/1995	JOHN HANCOCK LIFE INS CO USA	MI	OTH/I	OL	97,738,624	21,095,121	1,193,515	293,392	0	0
65838	01-0233346	02/01/1995	JOHN HANCOCK LIFE INS CO USA	MI	OTH/I	XXXL	19,047,878	4,111,141	232,599	57,178	0	0
65838	01-0233346	03/01/2004	JOHN HANCOCK LIFE INS CO USA	MI	YRT/I	OL	14,799,855	30,952	128,722	27,648	0	0
65838	01-0233346	03/01/2004	JOHN HANCOCK LIFE INS CO USA	MI	YRT/I	OL	90,511,543	225,891	1,962,508	636,668	0	0
65838	01-0233346	01/01/2004	JOHN HANCOCK LIFE INS CO USA	MI	OTH/I	OL	1,495,244	12,543	79,240	866,777	0	0

ANNUAL STATEMENT FOR THE YEAR 2024 OF THE General Re Life Corporation

SCHEDULE S - PART 1 - SECTION 1

Reinsurance Assumed Life Insurance, Annuities, Deposit Funds and Other Liabilities Without Life or Disability Contingencies, and Related Benefits Listed by Reinsured Company as of December 31, Current Year

1 NAIC Company Code	2 ID Number	3 Effective Date	4 Name of Reinsured	5 Domiciliary Jurisdiction	6 Type of Reinsurance Assumed	7 Type of Business Assumed	8 Amount of In Force at End of Year	9 Reserve	10 Premiums	11 Reinsurance Payable on Paid and Unpaid Losses	12 Modified Coinsurance Reserve	13 Funds Withheld Under Coinsurance	
65838	01-0233346	04/28/2004	JOHN HANCOCK LIFE INS CO USA	MI	YRT/I	OL	222,580,142	501,676	3,021,003	680,527	0	0	
65838	01-0233346	03/01/1998	JOHN HANCOCK LIFE INS CO USA	MI	OTH/G	OL	0	33,943	0	0	0	0	
65129	44-0308260	02/01/1979	KANSAS CITY LIFE INS CO	MO	YRT/I	OL	189,927	6,731	6,499	1,475	0	0	
58033	06-0416470	12/01/1979	KNIGHTS OF COLUMBUS	CT	YRT/I	OL	8,523,617	51,070	4,430	78,951	0	0	
58033	06-0416470	12/01/1979	KNIGHTS OF COLUMBUS	CT	YRT/I	OL	2,200,000	72,313	518	22,164	0	0	
58033	06-0416470	01/01/1992	KNIGHTS OF COLUMBUS	CT	YRT/I	OL	1,175,000	1,788	6,187	839	0	0	
58033	06-0416470	03/01/2003	KNIGHTS OF COLUMBUS	CT	YRT/I	XXXLO	64,660,037	1,409,615	306,074	49,542	0	0	
58033	06-0416470	03/01/2003	KNIGHTS OF COLUMBUS	CT	YRT/I	XXXLO	13,130,460	299,650	91,492	6,785	0	0	
58033	06-0416470	10/01/2008	KNIGHTS OF COLUMBUS	CT	YRT/I	OL	211,605,176	198,413	291,587	31,079	0	0	
58033	06-0416470	10/01/2008	KNIGHTS OF COLUMBUS	CT	YRT/I	XXXLO	486,686,382	456,344	670,643	71,481	0	0	
65242	35-0457540	03/01/2004	LAFAYETTE LIFE INS CO	OH	YRT/I	OL	18,759,397	87,332	141,244	19,277	0	0	
65242	35-0457540	08/01/2005	LAFAYETTE LIFE INS CO	OH	YRT/I	OL	274,349,111	1,037,147	1,187,191	463,237	0	0	
65242	35-0457540	11/01/2005	LAFAYETTE LIFE INS CO	OH	YRT/I	XXXLO	108,394,308	634,981	331,347	28,963	0	0	
65242	35-0457540	11/01/2005	LAFAYETTE LIFE INS CO	OH	YRT/I	OL	218,600	1,385	2,087	221	0	0	
65242	35-0457540	01/01/1998	LAFAYETTE LIFE INS CO	OH	OTH/G	OL	0	2,345	0	0	0	0	
75027	36-2692994	10/01/1981	LIFE ASSUR CO OF AMER	IL	OTH/I	OL	113,772	23,221	357	0	0	0	
65528	75-0953004	01/01/2003	LIFE INS CO OF THE SOUTHWEST	TX	YRT/I	OL	214,522,875	1,423,586	2,138,276	916,233	0	0	
65528	75-0953004	01/01/2003	LIFE INS CO OF THE SOUTHWEST	TX	YRT/I	XXXLO	22,057,748	146,376	219,863	94,209	0	0	
99724	73-1155182	11/01/1978	LIFESHIELD NATL INS CO	OK	YRT/I	OL	60,000	2,338	4,801	417	0	0	
99724	73-1155182	01/01/1990	LIFESHIELD NATL INS CO	OK	YRT/I	OL	722,800	3,954	2,120	853	0	0	
65595	47-0221457	08/01/1986	LINCOLN BENEFIT LIFE CO	NE	OTH/I	OL	259,720	4,848	8,542	14,184	0	0	
65595	47-0221457	12/01/2000	LINCOLN BENEFIT LIFE CO	NE	CO/I	XXXL	63,967,218	2,131,816	159,781	135,714	0	0	
65595	47-0221457	12/01/2000	LINCOLN BENEFIT LIFE CO	NE	YRT/I	OL	7,332,034	76,775	10,351	1,785	0	0	
65595	47-0221457	07/28/2004	LINCOLN BENEFIT LIFE CO	NE	YRT/I	OL	77,126,950	6,520,108	13,107,804	8,117,117	0	0	
65595	47-0221457	01/17/2005	LINCOLN BENEFIT LIFE CO	NE	YRT/I	OL	208,266,141	3,626,237	3,012,040	394,903	0	0	
65595	47-0221457	10/26/2007	LINCOLN BENEFIT LIFE CO	NE	YRT/I	OL	38,856,211	364,394	1,500,285	160,667	0	0	
62057	22-0832760	01/01/1988	LINCOLN LIFE & ANN CO OF NY	NY	OTH/I	OL	13,090	117	13	74	0	0	
62057	22-0832760	12/01/1999	LINCOLN LIFE & ANN CO OF NY	NY	YRT/I	OL	18,186,207	765,371	410,782	345,264	0	0	
62057	22-0832760	01/01/2002	LINCOLN LIFE & ANN CO OF NY	NY	YRT/I	OL	228,557,439	8,787,461	7,338,486	2,531,837	0	0	
62057	22-0832760	07/01/2004	LINCOLN LIFE & ANN CO OF NY	NY	YRT/I	OL	214,546	3,081	1,492	127	0	0	
62057	22-0832760	10/11/2004	LINCOLN LIFE & ANN CO OF NY	NY	YRT/I	OL	30,474,930	1,257,639	654,664	711,502	0	0	
62057	22-0832760	05/16/2011	LINCOLN LIFE & ANN CO OF NY	NY	YRT/I	OL	58,017,899	474,173	143,497	30,077	0	0	
62057	22-0832760	05/16/2011	LINCOLN LIFE & ANN CO OF NY	NY	YRT/I	XXXLO	464,143,089	3,793,383	1,147,974	240,616	0	0	
62057	22-0832760	01/01/2023	LINCOLN LIFE & ANN CO OF NY	NY	OTH/G	OL	0	0	2,683	433	0	0	
65676	35-0472300	04/24/1996	LINCOLN NATL LIFE INS CO	IN	YRT/I	OL	30,238,532	118,688	324,253	7,521	0	0	
65676	35-0472300	04/24/1996	LINCOLN NATL LIFE INS CO	IN	YRT/I	XXXLO	13,585,427	53,324	145,679	3,379	0	0	
65676	35-0472300	01/06/1997	LINCOLN NATL LIFE INS CO	IN	YRT/I	OL	110,301,514	2,447,577	339,753	115,190	0	0	
65676	35-0472300	10/01/1999	LINCOLN NATL LIFE INS CO	IN	YRT/I	OL	57,169,114	2,877,434	345,844	19,964	0	0	
65676	35-0472300	01/18/2005	LINCOLN NATL LIFE INS CO	IN	CO/I	XXXL	368,129,188	13,454,960	650,470	336,405	0	0	
65676	35-0472300	01/18/2005	LINCOLN NATL LIFE INS CO	IN	YRT/I	XXXLO	13,973,964	107,608	114,310	4,641	0	0	
65676	35-0472300	04/01/2007	LINCOLN NATL LIFE INS CO	IN	YRT/I	OL	37,656,842	784,407	51,095	34,630	0	0	
65676	35-0472300	01/19/2009	LINCOLN NATL LIFE INS CO	IN	YRT/I	OL	3,826,559	15,769	7,401	545	0	0	
65676	35-0472300	07/01/2012	LINCOLN NATL LIFE INS CO	IN	YRT/I	OL	240,546,088	1,048,692	353,154	99,359	0	0	
65676	35-0472300	03/01/2024	LINCOLN NATL LIFE INS CO	IN	YRT/I	OL	551,674,347	11,449,709	16,652	250,000	0	0	
65676	35-0472300	03/01/1966	LINCOLN NATL LIFE INS CO	IN	OTH/I	OL	14,282	209	266	519	0	0	
65676	35-0472300	12/31/1967	LINCOLN NATL LIFE INS CO	IN	YRT/I	OL	0	780	0	0	0	0	
65676	35-0472300	05/01/1971	LINCOLN NATL LIFE INS CO	IN	YRT/I	OL	34,845	3,474	1,317	100	0	0	
65676	35-0472300	11/01/1982	LINCOLN NATL LIFE INS CO	IN	OTH/I	OL	1,632,085	155,659	58,727	5,970	0	0	
65676	35-0472300	02/01/1977	LINCOLN NATL LIFE INS CO	IN	CO/I	OL	132,893	102,175	2,170	4,518	0	0	
65676	35-0472300	08/01/1967	LINCOLN NATL LIFE INS CO	IN	YRT/I	OL	5,883,698	480,400	114,971	9,032	0	0	
65676	35-0472300	08/01/1982	LINCOLN NATL LIFE INS CO	IN	CO/I	OL	957,418	0	1,880	1,853	430,025	0	0
65676	35-0472300	05/01/1982	LINCOLN NATL LIFE INS CO	IN	YRT/I	OL	1,190,579	111,320	68,088	11,087	0	0	
65676	35-0472300	05/01/1971	LINCOLN NATL LIFE INS CO	IN	YRT/I	OL	262,868	23,317	34,634	2,385	0	0	
65676	35-0472300	02/01/1973	LINCOLN NATL LIFE INS CO	IN	CO/I	OL	10,000	1,942	348	40	0	0	
65676	35-0472300	01/01/1988	LINCOLN NATL LIFE INS CO	IN	YRT/I	OL	26,349	14,647	334	274	0	0	
65676	35-0472300	04/17/1989	LINCOLN NATL LIFE INS CO	IN	YRT/I	OL	32,031	13,736	(73)	200	0	0	
65676	35-0472300	04/01/1991	LINCOLN NATL LIFE INS CO	IN	CO/I	OL	37,500	556	850	38	0	0	
65676	35-0472300	04/01/1991	LINCOLN NATL LIFE INS CO	IN	YRT/I	OL	10,865,365	293,663	189,284	21,885	0	0	

ANNUAL STATEMENT FOR THE YEAR 2024 OF THE General Re Life Corporation

SCHEDULE S - PART 1 - SECTION 1

Reinsurance Assumed Life Insurance, Annuities, Deposit Funds and Other Liabilities Without Life or Disability Contingencies, and Related Benefits Listed by Reinsured Company as of December 31, Current Year

1 NAIC Company Code	2 ID Number	3 Effective Date	4 Name of Reinsured	5 Domiciliary Jurisdiction	6 Type of Reinsurance Assumed	7 Type of Business Assumed	8 Amount of In Force at End of Year	9 Reserve	10 Premiums	11 Reinsurance Payable on Paid and Unpaid Losses	12 Modified Coinsurance Reserve	13 Funds Withheld Under Coinsurance
65676	35-0472300	01/01/1995	LINCOLN NATL LIFE INS CO	IN.	YRT/I	OL	38,688,027	116,677	898,537	489,294	0	0
65676	35-0472300	04/01/1995	LINCOLN NATL LIFE INS CO	IN.	YRT/I	OL	21,657,761	1,058,240	328,986	28,935	0	0
65676	35-0472300	04/01/1995	LINCOLN NATL LIFE INS CO	IN.	YRT/I	OL	11,180,803	552,819	442,147	62,922	0	0
65676	35-0472300	01/01/1994	LINCOLN NATL LIFE INS CO	IN.	YRT/I	OL	83,925,505	502,192	2,246,549	466,528	0	0
65676	35-0472300	01/01/1982	LINCOLN NATL LIFE INS CO	IN.	CO/I	OL	758,014	171,375	3,364	2,883	464,377	0
65676	35-0472300	01/01/1982	LINCOLN NATL LIFE INS CO	IN.	YRT/I	OL	63,412	5,297	3,597	957	0	0
65676	35-0472300	05/01/2000	LINCOLN NATL LIFE INS CO	IN.	YRT/I	OL	385,087,946	13,189,263	13,735,700	6,946,619	0	0
65676	35-0472300	12/01/1999	LINCOLN NATL LIFE INS CO	IN.	YRT/I	OL	679,705,273	32,604,576	19,618,124	11,560,056	0	0
65676	35-0472300	12/01/2002	LINCOLN NATL LIFE INS CO	IN.	YRT/I	OL	338,489,984	4,092,304	4,080,391	1,965,524	0	0
65676	35-0472300	11/01/2003	LINCOLN NATL LIFE INS CO	IN.	YRT/I	OL	196,581,682	1,207,716	9,284,981	5,550,848	0	0
65676	35-0472300	07/01/2004	LINCOLN NATL LIFE INS CO	IN.	YRT/I	OL	22,605,704	1,084,066	661,145	1,754,328	0	0
65676	35-0472300	07/01/2005	LINCOLN NATL LIFE INS CO	IN.	YRT/I	OL	109,466,678	338,947	7,070,222	3,224,620	0	0
65676	35-0472300	03/28/2005	LINCOLN NATL LIFE INS CO	IN.	YRT/I	XXXLO	17,768,056	821,101	110,472	49,579	0	0
65676	35-0472300	10/11/2004	LINCOLN NATL LIFE INS CO	IN.	YRT/I	OL	530,984,034	18,359,576	19,945,020	13,745,382	0	0
65676	35-0472300	05/16/2011	LINCOLN NATL LIFE INS CO	IN.	YRT/I	XXXLO	3,687,452,891	34,906,787	8,416,074	3,163,881	0	0
65676	35-0472300	01/01/2023	LINCOLN NATL LIFE INS CO	IN.	OTH/G	OL	0	0	131,480	21,221	0	0
65722	63-0343428	02/12/1965	LOYAL AMER LIFE INS CO	OH.	YRT/I	OL	6,138	680	0	87	0	0
65722	63-0343428	11/01/1966	LOYAL AMER LIFE INS CO	OH.	YRT/I	OL	11,542	76,846	352	58	0	0
65722	63-0343428	01/01/1968	LOYAL AMER LIFE INS CO	OH.	OTH/I	OL	2,120	602	382	39	0	0
65722	63-0343428	12/15/1989	LOYAL AMER LIFE INS CO	OH.	CO/I	OL	93,412	35,320	1,380	500	0	0
65722	63-0343428	11/01/1982	LOYAL AMER LIFE INS CO	OH.	OTH/I	OL	2,033,833	1,311,528	161,007	0	0	0
65722	63-0343428	03/01/1982	LOYAL AMER LIFE INS CO	OH.	OTH/I	OL	220,000	8,425	0	0	0	0
65870	13-1004640	10/01/1970	MANHATTAN LIFE INS CO	NY.	YRT/I	OL	105,690	6,645	(867)	5,098	0	0
65870	13-1004640	10/01/1970	MANHATTAN LIFE INS CO	NY.	YRT/I	OL	100,000	2,790	7,903	1,413	0	0
65870	13-1004640	01/01/1992	MANHATTAN LIFE INS CO	NY.	OTH/I	OL	265,197	10,839	106,621	6,045	0	0
65870	13-1004640	09/01/1994	MANHATTAN LIFE INS CO	NY.	CO/I	OL	315,000	8,848	3,056	281	0	0
65870	13-1004640	09/01/1994	MANHATTAN LIFE INS CO	NY.	YRT/I	OL	895,843	6,732	33,498	3,961	0	0
65870	13-1004640	01/01/1992	MANHATTAN LIFE INS CO	NY.	YRT/I	OL	692,996	189,449	44,767	3,584	0	0
65870	13-1004640	12/11/1995	MANHATTAN LIFE INS CO	NY.	CO/I	OL	19,800	440	452	36	0	0
67083	45-0252531	10/01/1972	MANHATTAN NATL LIFE INS CO	OH.	OTH/I	OL	35,325	1,409	2,096	120	0	0
65935	04-1590850	09/01/1976	MASSACHUSETTS MUT LIFE INS CO	MA.	YRT/I	OL	102,055,821	1,337,574	4,545,308	972,983	0	0
65935	04-1590850	07/01/1972	MASSACHUSETTS MUT LIFE INS CO	MA.	YRT/I	OL	3,990,914	100,735	212,870	25,721	0	0
65935	04-1590850	01/01/1983	MASSACHUSETTS MUT LIFE INS CO	MA.	YRT/I	OL	18,569,278	381,199	668,886	115,498	0	0
65935	04-1590850	05/01/1983	MASSACHUSETTS MUT LIFE INS CO	MA.	YRT/I	OL	1,089,354	20,212	44,509	599,567	0	0
65935	04-1590850	01/01/1994	MASSACHUSETTS MUT LIFE INS CO	MA.	YRT/I	OL	317,455,855	1,837,904	6,448,096	2,075,565	0	0
65935	04-1590850	01/01/1994	MASSACHUSETTS MUT LIFE INS CO	MA.	YRT/I	XXXLO	56,021,621	324,336	1,137,899	366,276	0	0
65935	04-1590850	09/16/1996	MASSACHUSETTS MUT LIFE INS CO	MA.	YRT/I	OL	140,040,891	380,307	773,235	302,862	0	0
65935	04-1590850	03/01/1996	MASSACHUSETTS MUT LIFE INS CO	MA.	YRT/I	OL	73,432,739	515,800	1,584,464	417,898	0	0
65935	04-1590850	09/01/1998	MASSACHUSETTS MUT LIFE INS CO	MA.	YRT/I	OL	270,941,627	1,202,807	2,187,683	796,336	0	0
65935	04-1590850	02/08/1999	MASSACHUSETTS MUT LIFE INS CO	MA.	YRT/I	OL	205,158,614	778,360	1,814,339	798,566	0	0
65935	04-1590850	09/01/1999	MASSACHUSETTS MUT LIFE INS CO	MA.	YRT/I	OL	439,892	1,743	4,610	721	0	0
65935	04-1590850	03/31/2003	MASSACHUSETTS MUT LIFE INS CO	MA.	YRT/I	OL	54,675,114	23,898	805,445	394,556	0	0
65935	04-1590850	03/31/2004	MASSACHUSETTS MUT LIFE INS CO	MA.	YRT/I	OL	3,177,214	1,170	6,357	1,908	0	0
65935	04-1590850	05/01/2004	MASSACHUSETTS MUT LIFE INS CO	MA.	YRT/I	OL	5,969,116	17,049	53,626	13,051	0	0
65935	04-1590850	01/01/2005	MASSACHUSETTS MUT LIFE INS CO	MA.	YRT/I	OL	1,255,981,575	2,927,541	4,173,715	626,709	0	0
65935	04-1590850	01/19/2005	MASSACHUSETTS MUT LIFE INS CO	MA.	YRT/I	OL	46,917,171	931,608	65,480	8,566	0	0
65935	04-1590850	01/01/2002	MASSACHUSETTS MUT LIFE INS CO	MA.	YRT/I	OL	429,242,335	4,325,186	6,115,646	945,937	0	0
65935	04-1590850	07/15/2008	MASSACHUSETTS MUT LIFE INS CO	MA.	YRT/I	OL	7,172,956,902	25,284,722	9,472,730	1,328,340	0	0
65935	04-1590850	11/23/2019	MASSACHUSETTS MUT LIFE INS CO	MA.	OTH/I	OL	2,077,443,230	5,873,677	1,040,471	183,373	0	0
65935	04-1590850	09/01/2019	MASSACHUSETTS MUT LIFE INS CO	MA.	OTH/I	OL	71,084,169	216,002	24,029	6,564	0	0
65935	04-1590850	11/23/2019	MASSACHUSETTS MUT LIFE INS CO	MA.	OTH/I	OL	1,294,754,963	3,659,288	868,721	144,174	0	0
65935	04-1590850	11/20/2021	MASSACHUSETTS MUT LIFE INS CO	MA.	OTH/I	OL	8,675,102,648	8,524,711	2,298,464	1,281,834	0	0
65935	04-1590850	11/20/2021	MASSACHUSETTS MUT LIFE INS CO	MA.	OTH/I	OL	683,922,821	671,726	367,196	24,456	0	0
65935	04-1590850	06/25/2022	MASSACHUSETTS MUT LIFE INS CO	MA.	YRT/I	OL	1,102,646,256	411,368	431,470	266,527	0	0
65935	04-1590850	06/25/2022	MASSACHUSETTS MUT LIFE INS CO	MA.	CO/I	OL	11,459,073,024	200,852,256	14,530,686	940,296	0	0
65935	04-1590850	09/07/2024	MASSACHUSETTS MUT LIFE INS CO	MA.	YRT/I	OL	54,229,180	19,605	0	0	0	0
65935	04-1590850	09/07/2024	MASSACHUSETTS MUT LIFE INS CO	MA.	CO/I	OL	133,453,331	2,669,067	437,854	0	0	0
63312	13-1935920	09/29/2003	MASSMUTUAL ASCEND LIFE INS CO	OH.	YRT/I	OL	149,374	68,273	2,895	377	0	0

41.7

ANNUAL STATEMENT FOR THE YEAR 2024 OF THE General Re Life Corporation

SCHEDULE S - PART 1 - SECTION 1

Reinsurance Assumed Life Insurance, Annuities, Deposit Funds and Other Liabilities Without Life or Disability Contingencies, and Related Benefits Listed by Reinsured Company as of December 31, Current Year

1 NAIC Company Code	2 ID Number	3 Effective Date	4 Name of Reinsured	5 Domiciliary Jurisdiction	6 Type of Reinsurance Assumed	7 Type of Business Assumed	8 Amount of In Force at End of Year	9 Reserve	10 Premiums	11 Reinsurance Payable on Paid and Unpaid Losses	12 Modified Coinsurance Reserve	13 Funds Withheld Under Coinsurance
62375	21-0706531	08/01/1988	MEDMUTUAL LIFE INS CO	OH	OTH/I	OL	481,927	405	5,038	1,567	0	0
65978	13-5581829	03/01/1971	METROPOLITAN LIFE INS CO	NY	YRT/I	OL	10,589,921	87,305	(166)	77,190	0	0
65978	13-5581829	04/01/1996	METROPOLITAN LIFE INS CO	NY	YRT/I	OL	71,842,942	546,108	334,531	60,294	0	0
65978	13-5581829	10/01/1996	METROPOLITAN LIFE INS CO	NY	CO/I	OL	79,708,215	747,341	554,312	135,432	0	0
65978	13-5581829	07/01/1998	METROPOLITAN LIFE INS CO	NY	YRT/I	OL	1,186,210,755	23,210,070	19,192,730	7,132,951	0	0
65978	13-5581829	04/01/1998	METROPOLITAN LIFE INS CO	NY	CO/I	OL	392,911,858	3,101,738	2,079,270	454,562	0	0
65978	13-5581829	04/01/1999	METROPOLITAN LIFE INS CO	NY	YRT/I	OL	515,373	13,603	18,404	2,791	0	0
65978	13-5581829	04/01/1999	METROPOLITAN LIFE INS CO	NY	YRT/I	OL	52,369,531	767,020	956,411	193,240	0	0
65978	13-5581829	04/01/2009	METROPOLITAN LIFE INS CO	NY	YRT/I	OL	201,416,590	951,205	1,143,148	82,423	0	0
65978	13-5581829	04/01/2009	METROPOLITAN LIFE INS CO	NY	YRT/I	XXXLO	547,567,022	2,585,926	3,107,738	224,073	0	0
65978	13-5581829	01/01/2010	METROPOLITAN LIFE INS CO	NY	OTH/G	OL	1,734,256,808	0	1,138,547	1,500,000	0	0
66044	46-0164570	09/01/1971	MIDLAND NATL LIFE INS CO	IA	YRT/I	OL	7,551	25	444	36	0	0
66044	46-0164570	03/01/1973	MIDLAND NATL LIFE INS CO	IA	YRT/I	OL	36,703	5	1,038	93	0	0
66044	46-0164570	10/01/1973	MIDLAND NATL LIFE INS CO	IA	YRT/I	OL	880,692	428	17,454	10,430	0	0
66044	46-0164570	06/01/1985	MIDLAND NATL LIFE INS CO	IA	YRT/I	OL	619,980	723	17,777	1,985	0	0
66044	46-0164570	06/01/2005	MIDLAND NATL LIFE INS CO	IA	YRT/I	OL	51,440,798	12,309	346,750	56,025	0	0
66044	46-0164570	03/01/2012	MIDLAND NATL LIFE INS CO	IA	CO/I	OL	0	59,293	11,827	0	0	0
66044	46-0164570	01/01/2024	MIDLAND NATL LIFE INS CO	IA	YRT/I	OL	14,250,000	2,195,574	0	0	0	0
66168	41-0417830	01/01/1981	MINNESOTA LIFE INS CO	MN	OTH/I	OL	7,407,999	171,777	2,933	84	0	0
66168	41-0417830	05/01/1971	MINNESOTA LIFE INS CO	MN	YRT/I	OL	4,711,213	38,929	108,423	14,566	0	0
66168	41-0417830	01/01/2004	MINNESOTA LIFE INS CO	MN	YRT/I	OL	139,218,929	162,442	861,304	115,175	0	0
66168	41-0417830	01/01/2004	MINNESOTA LIFE INS CO	MN	YRT/I	XXXLO	272,795,870	318,301	1,687,703	225,683	0	0
66168	41-0417830	03/01/2004	MINNESOTA LIFE INS CO	MN	YRT/I	OL	178,253,127	308,919	458,766	216,679	0	0
66168	41-0417830	06/01/2005	MINNESOTA LIFE INS CO	MN	YRT/I	OL	321,369,458	405,496	1,115,435	673,802	0	0
66168	41-0417830	11/01/2006	MINNESOTA LIFE INS CO	MN	YRT/I	OL	122,179,259	774,267	41,030	5,402	0	0
66168	41-0417830	01/01/2008	MINNESOTA LIFE INS CO	MN	YRT/I	OL	235,101,527	408,950	1,082,823	159,606	0	0
66168	41-0417830	01/01/2008	MINNESOTA LIFE INS CO	MN	YRT/I	OL	201,108,206	308,671	1,905,155	232,451	0	0
66168	41-0417830	11/01/2011	MINNESOTA LIFE INS CO	MN	YRT/I	OL	575,913,801	1,595,077	1,249,318	131,612	0	0
66168	41-0417830	11/01/2011	MINNESOTA LIFE INS CO	MN	YRT/I	XXXLO	718,677,907	1,990,482	1,559,013	164,238	0	0
66370	13-1632487	06/01/1972	MONY LIFE INS CO	NY	YRT/I	OL	755,799	34,536	41,859	3,358	0	0
66370	13-1632487	06/01/1972	MONY LIFE INS CO	NY	YRT/I	OL	6,675,952	295,142	197,998	14,447	0	0
66370	13-1632487	01/01/1984	MONY LIFE INS CO	NY	YRT/I	OL	31,312,910	2,575,009	932,773	272,483	0	0
66370	13-1632487	01/01/1981	MONY LIFE INS CO	NY	YRT/I	OL	1,614,079	7,940	48,639	46,473	0	0
66370	13-1632487	11/16/1998	MONY LIFE INS CO	NY	YRT/I	OL	10,746,655	109,959	62,269	6,287	0	0
88668	13-1614399	01/01/2000	MUTUAL OF AMER LIFE INS CO	NY	OTH/G	OL	26,475,789	268,289	191,092	151,280	0	0
93734	43-1240953	07/01/1982	NASSAU LIFE & ANN CO	CT	YRT/I	OL	11,657	2,850	238	152	0	0
93734	43-1240953	01/01/1971	NASSAU LIFE & ANN CO	CT	OTH/I	OL	0	0	0	15	0	0
67814	06-0493340	01/01/1983	NASSAU LIFE INS CO	NY	OTH/I	OL	378,047	10,765	42,342	31,814	0	0
67814	06-0493340	10/01/1988	NASSAU LIFE INS CO	NY	YRT/I	OL	0	0	0	0	0	0
67814	06-0493340	01/01/2000	NASSAU LIFE INS CO	NY	YRT/I	OL	3,719,971	39,874	24,559	1,746	0	0
67814	06-0493340	01/01/2000	NASSAU LIFE INS CO	NY	YRT/I	OL	10,891,449	605,347	142,992	16,086	0	0
67814	06-0493340	07/01/2002	NASSAU LIFE INS CO	NY	YRT/I	OL	20,986,769	5,899,205	3,827,231	1,715,215	0	0
67814	06-0493340	05/19/2008	NASSAU LIFE INS CO	NY	YRT/I	XXXLO	213,566,436	793,425	501,241	170,649	0	0
68284	48-0557726	11/01/1970	NASSAU LIFE INS CO OF KS	KS	YRT/I	OL	19,628	659	1,100	6	0	0
61409	23-1618791	11/01/1967	NATIONAL BENEFIT LIFE INS CO	NY	YRT/I	OL	18,731	1,227	296	65	0	0
66524	99-0115973	04/01/1982	NATIONAL EQUITY LIFE INS CO	IN	CO/I	OL	45,000	9,939	3,335	0	0	0
66540	84-6024157	08/01/1979	NATIONAL FARMERS UNION LIFE INS CO	TX	OTH/I	OL	73,276	1,236	4,382	562	0	0
66540	84-6024157	11/01/1982	NATIONAL FARMERS UNION LIFE INS CO	TX	OTH/I	OL	834,292	14,370	42,187	7,645	0	0
66540	84-6024157	11/01/1982	NATIONAL FARMERS UNION LIFE INS CO	TX	YRT/I	OL	1,129,585	25,093	20,681	9,072	0	0
66583	39-0493780	07/01/1982	NATIONAL GUARDIAN LIFE INS CO	WI	YRT/I	OL	471,684	258	14,704	0	0	0
66680	03-0144090	09/08/1976	NATIONAL LIFE INS CO	VT	OTH/I	OL	902,686	288,329	4,350	8,121	0	0
66680	03-0144090	09/08/1976	NATIONAL LIFE INS CO	VT	YRT/I	OL	738,332	13,673	38,657	2,518	0	0
66680	03-0144090	09/08/1976	NATIONAL LIFE INS CO	VT	YRT/I	OL	1,300,683	20,331	35,853	9,614	0	0
66680	03-0144090	01/01/2003	NATIONAL LIFE INS CO	VT	YRT/I	OL	117,662,229	1,086,365	1,536,910	239,630	0	0
66680	03-0144090	01/01/2003	NATIONAL LIFE INS CO	VT	YRT/I	XXXLO	74,172,408	684,827	968,843	151,059	0	0
92657	31-1000740	09/01/2009	NATIONWIDE LIFE & ANN INS CO	OH	YRT/I	OL	9,624,853	3,753	54,133	5,975	0	0
92657	31-1000740	10/01/2011	NATIONWIDE LIFE & ANN INS CO	OH	YRT/I	OL	4,577,365	3,444	28,569	3,659	0	0
92657	31-1000740	02/15/1991	NATIONWIDE LIFE & ANN INS CO	OH	YRT/I	OL	843,405	8,872	46,805	4,897	0	0

ANNUAL STATEMENT FOR THE YEAR 2024 OF THE General Re Life Corporation

SCHEDULE S - PART 1 - SECTION 1

Reinsurance Assumed Life Insurance, Annuities, Deposit Funds and Other Liabilities Without Life or Disability Contingencies, and Related Benefits Listed by Reinsured Company as of December 31, Current Year

1 NAIC Company Code	2 ID Number	3 Effective Date	4 Name of Reinsured	5 Domiciliary Jurisdiction	6 Type of Reinsurance Assumed	7 Type of Business Assumed	8 Amount of In Force at End of Year	9 Reserve	10 Premiums	11 Reinsurance Payable on Paid and Unpaid Losses	12 Modified Coinsurance Reserve	13 Funds Withheld Under Coinsurance
92657	31-1000740	01/01/2011	NATIONWIDE LIFE & ANN INS CO	OH.	OTH/G.	OL	0	12,868	0	0	0	0
66869	31-4156830	11/01/1983	NATIONWIDE LIFE INS CO	OH.	YRT/I.	OL	8,646,581	161,870	379,571	32,966	0	0
66869	31-4156830	01/01/1991	NATIONWIDE LIFE INS CO	OH.	YRT/I.	OL	20,649,908	391,619	390,952	57,215	0	0
66869	31-4156830	01/01/1993	NATIONWIDE LIFE INS CO	OH.	YRT/I.	OL	65,314,180	1,217,325	1,437,714	338,654	0	0
66869	31-4156830	10/01/1993	NATIONWIDE LIFE INS CO	OH.	YRT/I.	OL	37,293,126	1,053,167	804,746	97,367	0	0
66869	31-4156830	12/01/1990	NATIONWIDE LIFE INS CO	OH.	YRT/I.	OL	2,865,945	6,718	94,853	0	0	0
66869	31-4156830	11/01/1997	NATIONWIDE LIFE INS CO	OH.	YRT/I.	OL	16,815,355	19,797	95,030	15,240	0	0
66869	31-4156830	01/01/1999	NATIONWIDE LIFE INS CO	OH.	YRT/I.	OL	32,783,709	617,843	593,179	119,235	0	0
66869	31-4156830	08/01/2001	NATIONWIDE LIFE INS CO	OH.	YRT/I.	OL	3,052,420	3,233	40,019	6,625	0	0
66869	31-4156830	10/01/2001	NATIONWIDE LIFE INS CO	OH.	YRT/I.	OL	22,471,382	26,442	329,234	94,686	0	0
66869	31-4156830	10/01/2001	NATIONWIDE LIFE INS CO	OH.	YRT/I.	OL	266,553,665	1,175,266	1,070,777	617,110	0	0
66869	31-4156830	07/01/2004	NATIONWIDE LIFE INS CO	OH.	YRT/I.	OL	46,504,822	86,061	535,205	70,046	0	0
66869	31-4156830	10/21/2003	NATIONWIDE LIFE INS CO	OH.	YRT/I.	OL	201,848,296	1,442,861	1,601,087	254,659	0	0
66869	31-4156830	06/01/2012	NATIONWIDE LIFE INS CO	OH.	YRT/I.	OL	138,668,829	1,053,629	705,651	82,202	0	0
66869	31-4156830	08/01/2015	NATIONWIDE LIFE INS CO	OH.	YRT/I.	OL	289,030,945	1,708,082	1,011,169	138,874	0	0
66869	31-4156830	08/01/2016	NATIONWIDE LIFE INS CO	OH.	YRT/I.	XXXLO.	2,715,000	1,967	9,035	747	0	0
91626	04-2708937	01/01/1976	NEW ENGLAND LIFE INS CO	MA.	YRT/I.	OL	1,833,374	64,017	53,744	5,518	0	0
91626	04-2708937	08/15/1983	NEW ENGLAND LIFE INS CO	MA.	YRT/I.	OL	6,088,396	141,066	862,712	15,789	0	0
91626	04-2708937	05/01/1994	NEW ENGLAND LIFE INS CO	MA.	YRT/I.	OL	5,481,494	41,799	53,081	6,295	0	0
91626	04-2708937	09/01/1996	NEW ENGLAND LIFE INS CO	MA.	YRT/I.	OL	5,316,910	38,375	32,109	5,756	0	0
91626	04-2708937	02/15/1997	NEW ENGLAND LIFE INS CO	MA.	YRT/I.	OL	18,780,062	165,611	99,043	12,900	0	0
91626	04-2708937	05/01/1998	NEW ENGLAND LIFE INS CO	MA.	YRT/I.	OL	174,916,388	1,991,147	1,354,869	377,773	0	0
91626	04-2708937	01/01/1999	NEW ENGLAND LIFE INS CO	MA.	YRT/I.	OL	867,911	40,695	49,277	40,402	0	0
91596	13-3044743	10/19/2001	NEW YORK LIFE INS & ANN CORP	DE.	YRT/I.	OL	225,399,369	9,862,807	771,644	108,818	0	0
91596	13-3044743	05/25/2001	NEW YORK LIFE INS & ANN CORP	DE.	YRT/I.	OL	54,533,796	1,264,329	2,782,347	564,883	0	0
91596	13-3044743	06/01/2001	NEW YORK LIFE INS & ANN CORP	DE.	YRT/I.	OL	529,543,643	2,597,532	5,282,091	2,302,980	0	0
91596	13-3044743	05/26/2003	NEW YORK LIFE INS & ANN CORP	DE.	YRT/I.	OL	244,990,786	4,179,786	2,977,072	1,297,664	0	0
91596	13-3044743	05/26/2003	NEW YORK LIFE INS & ANN CORP	DE.	YRT/I.	OL	55,597,104	1,299,055	1,264,609	839,164	0	0
91596	13-3044743	05/26/2003	NEW YORK LIFE INS & ANN CORP	DE.	YRT/I.	OL	17,971,310	363,451	62,729	5,986	0	0
91596	13-3044743	05/26/2003	NEW YORK LIFE INS & ANN CORP	DE.	YRT/I.	OL	136,351,672	2,242,594	1,673,397	625,848	0	0
91596	13-3044743	01/17/2005	NEW YORK LIFE INS & ANN CORP	DE.	YRT/I.	OL	109,128,783	2,506,280	1,568,083	340,490	0	0
91596	13-3044743	01/17/2005	NEW YORK LIFE INS & ANN CORP	DE.	YRT/I.	OL	82,139,531	2,217,712	1,186,378	564,616	0	0
91596	13-3044743	10/19/2001	NEW YORK LIFE INS & ANN CORP	DE.	YRT/I.	OL	54,707,603	1,476,588	226,899	60,031	0	0
91596	13-3044743	02/11/2005	NEW YORK LIFE INS & ANN CORP	DE.	YRT/I.	OL	8,513,641	61,866	27,526	4,859	0	0
91596	13-3044743	02/11/2005	NEW YORK LIFE INS & ANN CORP	DE.	YRT/I.	OL	28,558,269	1,235,822	91,332	179,465	0	0
91596	13-3044743	08/01/2005	NEW YORK LIFE INS & ANN CORP	DE.	YRT/I.	OL	8,318,870	178,308	(69,616)	81,877	0	0
91596	13-3044743	01/01/2021	NEW YORK LIFE INS & ANN CORP	DE.	YRT/I.	OL	12,883,895	71,961	41,328	2,833	0	0
66915	13-5582869	06/01/2001	NEW YORK LIFE INS CO	NY.	YRT/I.	OL	1,829,977,474	3,537,160	4,166,503	551,745	0	0
66915	13-5582869	06/01/2001	NEW YORK LIFE INS CO	NY.	YRT/I.	XXXLO.	4,306,767,912	8,324,544	9,805,673	1,298,506	0	0
66915	13-5582869	05/25/2001	NEW YORK LIFE INS CO	NY.	YRT/I.	OL	1,398,579	19,240	3,538	341	0	0
66915	13-5582869	08/01/2005	NEW YORK LIFE INS CO	NY.	YRT/I.	OL	143,196,939	297,585	181,481	18,106	0	0
66915	13-5582869	07/09/2007	NEW YORK LIFE INS CO	NY.	YRT/I.	XXXLO.	1,642,443,480	4,793,814	2,992,191	588,982	0	0
66915	13-5582869	01/01/2021	NEW YORK LIFE INS CO	NY.	YRT/I.	OL	2,270,606,869	10,822,217	1,916,813	1,201,644	0	0
66915	13-5582869	08/23/2023	NEW YORK LIFE INS CO	NY.	YRT/I.	OL	44,377,696	887,554	13,499	6,507	0	0
66915	13-5582869	10/14/2024	NEW YORK LIFE INS CO	NY.	YRT/I.	OL	1,200,000	24,000	0	0	0	0
66974	36-2428931	12/08/2003	NORTH AMER CO LIFE & HLTH INS	IA.	YRT/I.	OL	11,293,374	41,874	63,235	22,529	0	0
66974	36-2428931	12/08/2003	NORTH AMER CO LIFE & HLTH INS	IA.	YRT/I.	OL	22,122,366	59,939	91,741	38,197	0	0
66974	36-2428931	12/08/2003	NORTH AMER CO LIFE & HLTH INS	IA.	YRT/I.	OL	30,189,330	66,386	263,949	219,942	0	0
66974	36-2428931	09/07/2004	NORTH AMER CO LIFE & HLTH INS	IA.	OTH/I.	OL	39,369,003	1,562,854	113,039	32,451	0	0
66974	36-2428931	09/07/2004	NORTH AMER CO LIFE & HLTH INS	IA.	OTH/I.	XXXL	184,524,679	7,325,184	529,819	152,099	0	0
66974	36-2428931	03/01/2012	NORTH AMER CO LIFE & HLTH INS	IA.	CO/I.	OL	0	33,242	17,280	0	0	0
66974	36-2428931	01/01/2024	NORTH AMER CO LIFE & HLTH INS	IA.	YRT/I.	OL	14,250,000	2,195,574	1	0	0	0
67091	39-0509570	05/16/1983	NORTHWESTERN MUT LIFE INS CO	WI.	YRT/I.	OL	160,576,298	3,406,443	4,433,522	962,632	0	0
67091	39-0509570	03/01/1988	NORTHWESTERN MUT LIFE INS CO	WI.	CO/I.	OL	338,446,974	2,630,776	3,456,663	410,346	0	0
67091	39-0509570	07/01/1994	NORTHWESTERN MUT LIFE INS CO	WI.	YRT/I.	OL	721,143,741	6,563,196	8,640,161	1,679,289	0	0
67091	39-0509570	05/01/1995	NORTHWESTERN MUT LIFE INS CO	WI.	YRT/I.	OL	671,751,377	8,767,223	10,808,793	2,052,209	0	0
67091	39-0509570	04/29/1996	NORTHWESTERN MUT LIFE INS CO	WI.	CO/I.	OL	1,478,151,354	8,470,510	7,825,509	1,201,584	0	0
67091	39-0509570	09/01/1996	NORTHWESTERN MUT LIFE INS CO	WI.	YRT/I.	OL	65,214,278	14,012,583	1,032,834	435,079	0	0

ANNUAL STATEMENT FOR THE YEAR 2024 OF THE General Re Life Corporation

SCHEDULE S - PART 1 - SECTION 1

Reinsurance Assumed Life Insurance, Annuities, Deposit Funds and Other Liabilities Without Life or Disability Contingencies, and Related Benefits Listed by Reinsured Company as of December 31, Current Year

1 NAIC Company Code	2 ID Number	3 Effective Date	4 Name of Reinsured	5 Domiciliary Jurisdiction	6 Type of Reinsurance Assumed	7 Type of Business Assumed	8 Amount of In Force at End of Year	9 Reserve	10 Premiums	11 Reinsurance Payable on Paid and Unpaid Losses	12 Modified Coinsurance Reserve	13 Funds Withheld Under Coinsurance
67091	39-0509570	09/01/1996	NORTHWESTERN MUT LIFE INS CO	WI	YRT/I	OL	162,961,863	42,683,324	4,779,238	832,204	0	0
67091	39-0509570	04/05/1999	NORTHWESTERN MUT LIFE INS CO	WI	CO/I	OL	474,540,184	2,143,260	1,964,387	423,078	0	0
67091	39-0509570	04/03/2000	NORTHWESTERN MUT LIFE INS CO	WI	CO/I	OL	1,922,722,920	9,038,018	7,037,120	1,645,150	0	0
67091	39-0509570	04/03/2000	NORTHWESTERN MUT LIFE INS CO	WI	YRT/I	OL	2,907,836	4,286,290	0	506	0	0
67091	39-0509570	01/01/2002	NORTHWESTERN MUT LIFE INS CO	WI	YRT/I	OL	566,524,521	3,682,470	5,449,883	740,675	0	0
67091	39-0509570	01/01/2002	NORTHWESTERN MUT LIFE INS CO	WI	YRT/I	XXXLO	203,852,120	1,325,061	1,961,027	266,516	0	0
67091	39-0509570	01/01/2002	NORTHWESTERN MUT LIFE INS CO	WI	YRT/I	OL	224,310,847	40,346,189	1,689,306	138,394	0	0
67091	39-0509570	03/25/2009	NORTHWESTERN MUT LIFE INS CO	WI	YRT/I	OL	1,561,320,208	5,243,969	5,392,638	1,161,451	0	0
67091	39-0509570	03/25/2009	NORTHWESTERN MUT LIFE INS CO	WI	YRT/I	XXXLO	1,615,359,322	5,425,469	5,579,284	1,201,650	0	0
67091	39-0509570	03/25/2009	NORTHWESTERN MUT LIFE INS CO	WI	YRT/I	OL	389,223,246	1,563,660	1,971,009	233,995	0	0
67091	39-0509570	03/25/2009	NORTHWESTERN MUT LIFE INS CO	WI	YRT/I	XXXLO	263,719,052	1,059,461	1,335,461	158,544	0	0
67091	39-0509570	03/25/2009	NORTHWESTERN MUT LIFE INS CO	WI	YRT/I	OL	132,584,990	1,382,214	731,023	63,427	0	0
67091	39-0509570	07/01/2010	NORTHWESTERN MUT LIFE INS CO	WI	YRT/I	OL	7,313,317,141	6,108,404	5,577,222	2,040,155	0	0
67091	39-0509570	07/01/2010	NORTHWESTERN MUT LIFE INS CO	WI	YRT/I	XXXLO	2,632,167,145	2,198,502	2,007,322	734,281	0	0
67091	39-0509570	03/31/2013	NORTHWESTERN MUT LIFE INS CO	WI	YRT/I	OL	1,308,553,622	2,374,087	2,299,761	716,617	0	0
67091	39-0509570	03/31/2013	NORTHWESTERN MUT LIFE INS CO	WI	YRT/I	XXXLO	465,804,221	845,101	818,643	255,093	0	0
67091	39-0509570	03/31/2013	NORTHWESTERN MUT LIFE INS CO	WI	YRT/I	OL	126,848,387	369,433	98,915	13,209	0	0
67091	39-0509570	01/01/2016	NORTHWESTERN MUT LIFE INS CO	WI	YRT/I	OL	10,048,661,879	6,091,392	4,260,673	1,721,982	0	0
67091	39-0509570	10/11/2020	NORTHWESTERN MUT LIFE INS CO	WI	YRT/I	OL	7,024,062	5,643	3,991	257	0	0
67091	39-0509570	11/20/2021	NORTHWESTERN MUT LIFE INS CO	WI	YRT/I	OL	6,069,141,356	2,588,437	4,367,484	661,731	0	0
67091	39-0509570	11/20/2021	NORTHWESTERN MUT LIFE INS CO	WI	YRT/I	OL	583,158,508	524,899	751,643	474,336	0	0
67091	39-0509570	07/01/2022	NORTHWESTERN MUT LIFE INS CO	WI	YRT/I	OL	84,515,117,056	14,220,710	13,123,404	10,162,773	0	0
67091	39-0509570	09/15/2019	NORTHWESTERN MUT LIFE INS CO	WI	YRT/I	OL	78,266,802,602	28,670,056	32,006,828	14,504,623	0	0
67091	39-0509570	09/15/2019	NORTHWESTERN MUT LIFE INS CO	WI	YRT/I	OL	11,252,461,568	2,100,781	2,753,882	1,231,500	0	0
81353	52-1530175	06/01/2001	NYLIFE INS CO OF AZ	AZ	YRT/I	OL	1,817,233	1,645	74,375	2,893	0	0
81353	52-1530175	06/01/2001	NYLIFE INS CO OF AZ	AZ	YRT/I	XXXLO	995,267	901	40,734	1,585	0	0
81353	52-1530175	05/15/2023	NYLIFE INS CO OF AZ	AZ	YRT/I	OL	1,443,426,717	28,868,534	176,671	206,172	0	0
81353	52-1530175	05/15/2023	NYLIFE INS CO OF AZ	AZ	YRT/I	OL	927,206,958	839,274	190,745	34,270	0	0
81353	52-1530175	10/14/2024	NYLIFE INS CO OF AZ	AZ	YRT/I	OL	262,755,729	5,255,115	0	0	0	0
67148	56-0343440	03/01/1974	OCCIDENTAL LIFE INS CO OF NC	TX	OTH/I	OL	0	101	0	0	0	0
67148	56-0343440	01/01/1986	OCCIDENTAL LIFE INS CO OF NC	TX	YRT/I	OL	2,908,084	307	23,202	5,860	0	0
67148	56-0343440	10/15/1996	OCCIDENTAL LIFE INS CO OF NC	TX	CO/I	OL	0	0	2,571	192	0	0
67261	36-1577440	01/01/1982	OLD REPUBLIC LIFE INS CO	IL	OTH/I	OL	500,000	370,746	5,145	0	0	0
67261	36-1577440	08/01/1989	OLD REPUBLIC LIFE INS CO	IL	YRT/I	OL	90,254	2,172	4,315	0	0	0
67261	36-1577440	07/01/1982	OLD REPUBLIC LIFE INS CO	IL	CO/I	OL	250,000	5,888	4,168	0	35,862	0
67393	43-0812448	07/01/1977	OZARK NATL LIFE INS CO	MO	YRT/I	OL	235,616	3,893	7,166	1,495	0	0
64343	99-0108050	01/01/1985	PACIFIC GUARDIAN LIFE INS CO LTD	HI	YRT/I	OL	0	0	7,110	1,332	0	0
64343	99-0108050	06/01/2010	PACIFIC GUARDIAN LIFE INS CO LTD	HI	CO/I	OL	244,346,068	8,511,561	599,740	253,451	0	0
97268	95-3769814	01/01/2002	PACIFIC LIFE & ANN CO	AZ	YRT/I	OL	34,220	158	2,693	1,162	0	0
67466	95-1079000	10/02/1972	PACIFIC LIFE INS CO	NE	YRT/I	OL	274,641	35,737	42,018	5,512	0	0
67466	95-1079000	12/27/1982	PACIFIC LIFE INS CO	NE	YRT/I	OL	3,713,884	3,114	86,964	20,564	0	0
67466	95-1079000	04/01/1970	PACIFIC LIFE INS CO	NE	YRT/I	OL	2,263,419	0	15,890	26,644	0	0
67466	95-1079000	01/01/2002	PACIFIC LIFE INS CO	NE	YRT/I	OL	26,682,044	0	210,146	432,377	0	0
67466	95-1079000	11/21/2016	PACIFIC LIFE INS CO	NE	YRT/I	XXXLO	6,228,378,330	1,853,229	4,737,870	2,384,572	0	0
67466	95-1079000	06/01/2019	PACIFIC LIFE INS CO	NE	YRT/I	OL	248,764,835	290,159	154,181	25,169	0	0
67466	95-1079000	02/01/2020	PACIFIC LIFE INS CO	NE	YRT/I	OL	1,666,258,130	4,464,647	1,773,342	442,498	0	0
67466	95-1079000	02/01/2020	PACIFIC LIFE INS CO	NE	YRT/I	OL	263,616,125	698,663	259,945	40,738	0	0
67539	72-0281240	04/01/1994	PAN AMER LIFE INS CO	LA	YRT/I	OL	4,536,726	24,639	32,094	3,835	0	0
67539	72-0281240	03/01/1980	PAN AMER LIFE INS CO	LA	OTH/I	OL	523,327	2,211	(38,018)	2,850	0	0
67539	72-0281240	12/01/2000	PAN AMER LIFE INS CO	LA	YRT/I	OL	37,093,648	422,817	224,068	21,651	0	0
67539	72-0281240	07/01/2008	PAN AMER LIFE INS CO	LA	YRT/I	OL	289,088,348	1,026,997	888,308	99,941	0	0
67539	72-0281240	07/01/2008	PAN AMER LIFE INS CO	LA	YRT/I	XXXLO	44,045,531	156,473	135,343	15,227	0	0
67539	72-0281240	12/01/2019	PAN AMER LIFE INS CO	LA	YRT/I	OL	290,547,252	845,420	263,100	105,955	0	0
67598	04-1768571	08/01/1975	PAUL REVERE LIFE INS CO	MA	YRT/I	OL	269,363	1,168	6,764	1,880	0	0
67598	04-1768571	08/01/1975	PAUL REVERE LIFE INS CO	MA	YRT/I	OL	1,015,041	4,544	53,203	4,498	0	0
67628	37-0866596	04/01/2024	PEKIN LIFE INS CO	IL	YRT/I	OL	103,445,092	2,068,902	0	0	0	0
67628	37-0866596	04/01/2024	PEKIN LIFE INS CO	IL	YRT/I	OL	2,687,673	1,432	0	0	0	0
67644	23-0952300	08/01/2004	PENN MUT LIFE INS CO	PA	YRT/I	OL	12,469,289	20,497	158,486	17,363	0	0

ANNUAL STATEMENT FOR THE YEAR 2024 OF THE General Re Life Corporation

SCHEDULE S - PART 1 - SECTION 1

Reinsurance Assumed Life Insurance, Annuities, Deposit Funds and Other Liabilities Without Life or Disability Contingencies, and Related Benefits Listed by Reinsured Company as of December 31, Current Year

1 NAIC Company Code	2 ID Number	3 Effective Date	4 Name of Reinsured	5 Domiciliary Jurisdiction	6 Type of Reinsurance Assumed	7 Type of Business Assumed	8 Amount of In Force at End of Year	9 Reserve	10 Premiums	11 Reinsurance Payable on Paid and Unpaid Losses	12 Modified Coinsurance Reserve	13 Funds Withheld Under Coinsurance
67644	23-0952300	08/01/2004	PENN MUT LIFE INS CO	PA	YRT/I	XXXLO	1,989,523	3,270	25,287	2,770	0	0
67644	23-0952300	01/01/2005	PENN MUT LIFE INS CO	PA	YRT/I	OL	18,672,924	30,361	(82,883)	9,274	0	0
67644	23-0952300	01/01/2005	PENN MUT LIFE INS CO	PA	YRT/I	XXXLO	22,204,507	36,103	(98,558)	11,028	0	0
67644	23-0952300	01/01/2005	PENN MUT LIFE INS CO	PA	YRT/I	OL	7,001,315	65,148	255,005	18,417	0	0
67644	23-0952300	01/01/2005	PENN MUT LIFE INS CO	PA	YRT/I	OL	62,913,611	347,685	5,434,356	1,321,036	0	0
67644	23-0952300	09/01/2005	PENN MUT LIFE INS CO	PA	YRT/I	OL	3,497,164	165,547	25,996	730	0	0
67644	23-0952300	09/01/2005	PENN MUT LIFE INS CO	PA	YRT/I	OL	535,086	46,628	168,608	1,433	0	0
67644	23-0952300	08/01/2006	PENN MUT LIFE INS CO	PA	YRT/I	OL	48,514,127	102,731	4,996,445	2,237,342	0	0
67644	23-0952300	10/01/2006	PENN MUT LIFE INS CO	PA	YRT/I	OL	1,575,436	4,064	(280,884)	4,519	0	0
67644	23-0952300	10/01/2006	PENN MUT LIFE INS CO	PA	YRT/I	XXXLO	2,124,455	5,480	(378,768)	6,094	0	0
67644	23-0952300	09/01/2019	PENN MUT LIFE INS CO	PA	YRT/I	OL	555,495,765	1,300,675	781,314	120,085	0	0
72125	47-0529583	07/01/2005	PHYSICIANS LIFE INS CO	NE	CO/I	XXXL	63,331,250	953,912	192,658	27,968	0	0
72125	47-0529583	07/01/2005	PHYSICIANS LIFE INS CO	NE	YRT/I	OL	262,500	25,380	0	48	0	0
67911	45-0220640	10/13/2004	PIONEER MUT LIFE INS CO	ND	YRT/I	OL	6,105,287	88,674	61,205	37,063	0	0
57630	36-1635425	10/01/2018	POLISH ROMAN CATHOLIC UNION OF AMER	IL	YRT/I	OL	5,306,409	14,745	6,004	873	0	0
61271	42-0127290	05/01/1974	PRINCIPAL LIFE INS CO	IA	YRT/I	OL	2,816,271	105,287	151,539	15,356	0	0
61271	42-0127290	01/01/1998	PRINCIPAL LIFE INS CO	IA	YRT/I	OL	827,038	178,907	115,632	432,092	0	0
61271	42-0127290	07/31/1999	PRINCIPAL LIFE INS CO	IA	YRT/I	OL	41,662,712	696,039	552,505	99,608	0	0
61271	42-0127290	05/01/2000	PRINCIPAL LIFE INS CO	IA	YRT/I	OL	5,970,892	44,132	92,587	10,368	0	0
61271	42-0127290	05/01/2001	PRINCIPAL LIFE INS CO	IA	YRT/I	OL	125,113,884	3,361,785	940,740	483,356	0	0
61271	42-0127290	05/18/2002	PRINCIPAL LIFE INS CO	IA	YRT/I	OL	128,040,687	311,589,390	14,564,572	2,969,811	0	0
61271	42-0127290	10/01/2005	PRINCIPAL LIFE INS CO	IA	YRT/I	OL	640,790,146	15,080,506	12,263,876	1,720,394	0	0
61271	42-0127290	06/01/2019	PRINCIPAL LIFE INS CO	IA	YRT/I	OL	85,554,050	82,725	51,462	6,442	0	0
61271	42-0127290	10/28/2019	PRINCIPAL LIFE INS CO	IA	YRT/I	OL	5,184,861,405	10,750,160	3,095,649	459,504	0	0
61271	42-0127290	06/01/2019	PRINCIPAL LIFE INS CO	IA	YRT/I	OL	79,909,937	88,794	110,717	15,508	0	0
61271	42-0127290	10/28/2019	PRINCIPAL LIFE INS CO	IA	YRT/I	OL	34,161,729	82,418	79,008	11,253	0	0
61271	42-0127290	01/16/2021	PRINCIPAL LIFE INS CO	IA	YRT/I	OL	156,996,087	347,025	186,785	24,195	0	0
61271	42-0127290	12/01/2021	PRINCIPAL LIFE INS CO	IA	YRT/I	OL	16,481,756	431	2,064	1,164	0	0
61271	42-0127290	10/23/2023	PRINCIPAL LIFE INS CO	IA	YRT/I	OL	9,102,516	182,050	2	259	0	0
61271	42-0127290	10/23/2023	PRINCIPAL LIFE INS CO	IA	YRT/I	OL	968,668,005	50,671,024	15,498	20,105	0	0
61271	42-0127290	07/01/2024	PRINCIPAL LIFE INS CO	IA	YRT/I	OL	971,108,928	15,133,185	8,815,838	3,204,572	0	0
68136	63-0169720	04/15/1992	PROTECTIVE LIFE INS CO	TN	YRT/I	OL	1,814,438	76,664	23,012	2,294	0	0
68136	63-0169720	03/10/1967	PROTECTIVE LIFE INS CO	TN	OTH/I	OL	10,409	6,071	1,362	5,589	0	0
68136	63-0169720	09/01/1965	PROTECTIVE LIFE INS CO	TN	OTH/I	OL	228,377	11,031	15,338	718	0	0
68136	63-0169720	06/01/1972	PROTECTIVE LIFE INS CO	TN	OTH/I	OL	940	4	15	1	0	0
68136	63-0169720	06/01/1973	PROTECTIVE LIFE INS CO	TN	YRT/I	OL	1,248	8	19	1	0	0
68136	63-0169720	09/01/1986	PROTECTIVE LIFE INS CO	TN	OTH/I	OL	744,770	144,370	16,071	4,162	0	0
68136	63-0169720	04/01/1988	PROTECTIVE LIFE INS CO	TN	YRT/I	OL	73,549,365	18,833,316	1,109,541	185,803	0	0
68136	63-0169720	01/01/1991	PROTECTIVE LIFE INS CO	TN	OTH/I	OL	2,610,493	86,734	1,825	705	0	0
68136	63-0169720	01/01/1993	PROTECTIVE LIFE INS CO	TN	YRT/I	OL	15,317,437	309,887	158,952	33,348	0	0
68136	63-0169720	03/01/1996	PROTECTIVE LIFE INS CO	TN	CO/I	OL	1,022,516,878	26,911,360	2,222,116	1,555,538	0	0
68136	63-0169720	03/01/1996	PROTECTIVE LIFE INS CO	TN	YRT/I	OL	211,180,994	2,713,910	3,001,638	1,420,956	0	0
68136	63-0169720	03/01/1996	PROTECTIVE LIFE INS CO	TN	YRT/I	OL	13,044,672	62,600	232,308	69,676	0	0
68136	63-0169720	07/15/1996	PROTECTIVE LIFE INS CO	TN	YRT/I	OL	2,527,404	12,812	41,363	3,100	0	0
68136	63-0169720	10/01/1996	PROTECTIVE LIFE INS CO	TN	YRT/I	OL	25,259,460	5,740,251	345,859	28,975	0	0
68136	63-0169720	01/01/1992	PROTECTIVE LIFE INS CO	TN	OTH/I	OL	4,089,716	116,025	272,137	76,387	0	0
68136	63-0169720	11/01/1988	PROTECTIVE LIFE INS CO	TN	OTH/I	OL	747,451	143,394	3,595	0	0	0
68136	63-0169720	10/01/2004	PROTECTIVE LIFE INS CO	TN	YRT/I	OL	4,352,334	4,578	69,029	21,920	0	0
68136	63-0169720	06/01/2005	PROTECTIVE LIFE INS CO	TN	YRT/I	OL	6,688,492	23,068	106,454	20,773	0	0
68136	63-0169720	11/10/2008	PROTECTIVE LIFE INS CO	TN	YRT/I	XXXLO	66,926,258	123,305	242,568	20,260	0	0
68136	63-0169720	11/16/2009	PROTECTIVE LIFE INS CO	TN	CO/I	XXXL	390,709,746	1,002,826	530,276	136,367	0	0
68136	63-0169720	12/17/2012	PROTECTIVE LIFE INS CO	TN	YRT/I	OL	73,870,424	292,329	444,047	159,439	0	0
68136	63-0169720	12/17/2012	PROTECTIVE LIFE INS CO	TN	YRT/I	XXXLO	115,116,142	455,552	691,982	248,463	0	0
68136	63-0169720	01/01/1985	PROTECTIVE LIFE INS CO	TN	OTH/G	OL	0	215,906	0	0	0	0
68195	62-0331200	11/01/1973	PROVIDENT LIFE & ACCIDENT INS CO	TN	OTH/I	OL	120,119	1,897	13,259	694	0	0
68241	22-1211670	11/01/1969	PRUDENTIAL INS CO OF AMER	NJ	YRT/I	OL	87,142	2,801	7,074	570	0	0
68241	22-1211670	07/01/1973	PRUDENTIAL INS CO OF AMER	NJ	YRT/I	OL	108,696	4,181	21,903	3,561	0	0
68241	22-1211670	07/01/1982	PRUDENTIAL INS CO OF AMER	NJ	YRT/I	OL	5,310,503	151,258	109,473	20,519	0	0

ANNUAL STATEMENT FOR THE YEAR 2024 OF THE General Re Life Corporation

SCHEDULE S - PART 1 - SECTION 1

Reinsurance Assumed Life Insurance, Annuities, Deposit Funds and Other Liabilities Without Life or Disability Contingencies, and Related Benefits Listed by Reinsured Company as of December 31, Current Year

1 NAIC Company Code	2 ID Number	3 Effective Date	4 Name of Reinsured	5 Domiciliary Jurisdiction	6 Type of Reinsurance Assumed	7 Type of Business Assumed	8 Amount of In Force at End of Year	9 Reserve	10 Premiums	11 Reinsurance Payable on Paid and Unpaid Losses	12 Modified Coinsurance Reserve	13 Funds Withheld Under Coinsurance
68241	22-1211670	03/01/1980	PRUDENTIAL INS CO OF AMER	NJ.	YRT/I	OL	36,533	38	676	37	0	0
68241	22-1211670	06/15/1997	PRUDENTIAL INS CO OF AMER	NJ.	YRT/I	OL	1,463,294	33,029	139,786	20,600	0	0
68241	22-1211670	01/01/2005	PRUDENTIAL INS CO OF AMER	NJ.	YRT/I	OL	69,954,330	480,670	299,858	35,764	0	0
71390	41-6041001	01/01/1990	PURITAN LIFE INS CO OF AMER	AZ.	YRT/I	OL	166,819	1,748	7,153	0	0	0
22705	23-1740414	07/01/1994	R&Q REINS CO	PA.	YRT/I	OL	372,211	2,062	15,276	1,181	0	0
67105	41-0451140	05/26/1972	RELIASTAR LIFE INS CO	MN.	OTH/I	OL	131,559	104,505	4,327	15,284	0	0
67105	41-0451140	04/01/1979	RELIASTAR LIFE INS CO	MN.	OTH/I	OL	10,000	5,690	256	111	0	0
67105	41-0451140	06/01/1981	RELIASTAR LIFE INS CO	MN.	OTH/I	OL	50,000	28,452	287	29	0	0
67105	41-0451140	10/01/1981	RELIASTAR LIFE INS CO	MN.	OTH/I	OL	1,568,732	39,051	66,625	13,160	0	0
67105	41-0451140	03/01/1968	RELIASTAR LIFE INS CO	MN.	OTH/I	OL	5,593,225	1,575,570	170,078	32,853	0	0
67105	41-0451140	07/01/1989	RELIASTAR LIFE INS CO	MN.	YRT/I	OL	6,514,480	185,051	229,513	76,527	0	0
67105	41-0451140	01/01/1992	RELIASTAR LIFE INS CO	MN.	OTH/I	OL	197,235	112,236	6,798	268	0	0
67105	41-0451140	01/01/1992	RELIASTAR LIFE INS CO	MN.	CO/I	OL	150,000	404	3,602	1,850	0	0
67105	41-0451140	01/01/1998	RELIASTAR LIFE INS CO	MN.	CO/I	OL	63,181,179	12,126,618	229,720	237,037	0	0
67105	41-0451140	11/01/2001	RELIASTAR LIFE INS CO	MN.	YRT/I	OL	23,829,198	175,448	1,425,722	245,728	0	0
67105	41-0451140	05/01/2004	RELIASTAR LIFE INS CO	MN.	OTH/I	OL	99,195,453	1,508,135	471,206	274,919	0	0
67105	41-0451140	05/01/2004	RELIASTAR LIFE INS CO	MN.	OTH/I	XXXL	119,030,566	1,809,702	565,429	329,892	0	0
67105	41-0451140	10/31/2005	RELIASTAR LIFE INS CO	MN.	YRT/I	XXXLO	99,274,084	121,016	507,353	81,799	0	0
67105	41-0451140	06/30/2006	RELIASTAR LIFE INS CO	MN.	YRT/I	XXXLO	2,410,098,122	1,833,453	7,020,245	1,969,903	0	0
67105	41-0451140	02/01/2007	RELIASTAR LIFE INS CO	MN.	YRT/I	XXXLO	590,753,805	398,012	1,996,542	621,565	0	0
67105	41-0451140	01/01/2008	RELIASTAR LIFE INS CO	MN.	YRT/I	OL	842,881	5,107	6,182	2,766	0	0
67105	41-0451140	01/01/2008	RELIASTAR LIFE INS CO	MN.	YRT/I	OL	27,254,351	344,106	142,124	14,216	0	0
67105	41-0451140	07/01/2010	RELIASTAR LIFE INS CO	MN.	YRT/I	XXXLO	484,016,141	1,092,809	1,414,423	298,817	0	0
67105	41-0451140	07/01/2010	RELIASTAR LIFE INS CO	MN.	YRT/I	XXXLO	20,426,168	31,141	78,827	10,535	0	0
67105	41-0451140	03/01/2014	RELIASTAR LIFE INS CO	MN.	YRT/I	OL	14,249,390	27,528	19,065	2,222	0	0
67105	41-0451140	03/01/2014	RELIASTAR LIFE INS CO	MN.	YRT/I	XXXLO	14,707,418	28,413	19,678	2,293	0	0
61360	53-0242530	02/01/1968	RELIASTAR LIFE INS CO OF NY	NY.	OTH/I	OL	1,302,813	3,166	173,387	13,314	0	0
61360	53-0242530	12/20/1973	RELIASTAR LIFE INS CO OF NY	NY.	YRT/I	OL	1,386,058	0	55,775	7,788	0	0
61360	53-0242530	03/01/1977	RELIASTAR LIFE INS CO OF NY	NY.	YRT/I	OL	292,215	302	(49)	2,074	0	0
61360	53-0242530	01/01/1986	RELIASTAR LIFE INS CO OF NY	NY.	OTH/I	OL	3,507,284	919,985	71,307	17,385	0	0
61360	53-0242530	11/01/2001	RELIASTAR LIFE INS CO OF NY	NY.	YRT/I	OL	1,985,371	19,929	87,150	8,678	0	0
61360	53-0242530	05/01/2004	RELIASTAR LIFE INS CO OF NY	NY.	OTH/I	OL	11,760,723	120,071	85,506	13,173	0	0
61360	53-0242530	05/01/2004	RELIASTAR LIFE INS CO OF NY	NY.	OTH/I	XXXL	24,843,981	253,644	180,627	27,827	0	0
61360	53-0242530	10/31/2005	RELIASTAR LIFE INS CO OF NY	NY.	YRT/I	XXXLO	23,814,363	110,885	99,283	11,539	0	0
61360	53-0242530	06/30/2006	RELIASTAR LIFE INS CO OF NY	NY.	YRT/I	XXXLO	490,632,369	289,876	1,253,152	318,503	0	0
61360	53-0242530	01/01/2008	RELIASTAR LIFE INS CO OF NY	NY.	YRT/I	OL	230,866,861	544,477	3,379,453	711,429	0	0
61360	53-0242530	03/01/2008	RELIASTAR LIFE INS CO OF NY	NY.	YRT/I	XXXLO	3,929,519	102,479	9,208	1,046	0	0
93572	43-1235868	04/01/1971	RGA REINS CO	MO.	OTH/I	OL	10,144,661	248,256	(335,944)	43,599	0	0
65005	41-0823832	01/01/1985	RIVERSOURCE LIFE INS CO	MN.	OTH/I	OL	446,827	132,591	941	3,087	0	0
65005	41-0823832	01/01/1985	RIVERSOURCE LIFE INS CO	MN.	YRT/I	OL	279,929	2,185	14,847	1,861	0	0
65005	41-0823832	02/23/2019	RIVERSOURCE LIFE INS CO	MN.	YRT/I	OL	857,759,992	2,212,521	699,448	108,612	0	0
65005	41-0823832	08/01/2019	RIVERSOURCE LIFE INS CO	MN.	YRT/I	OL	328,172,013	896,788	257,770	28,389	0	0
65005	41-0823832	09/14/2019	RIVERSOURCE LIFE INS CO	MN.	YRT/I	OL	8,798,523	13,130	12,795	2,339	0	0
80594	41-0987741	06/22/2019	RIVERSOURCE LIFE INS CO OF NY	NY.	OTH/I	OL	46,520,273	82,411	37,273	3,580	0	0
80594	41-0987741	08/01/2019	RIVERSOURCE LIFE INS CO OF NY	NY.	OTH/I	OL	13,943,065	35,010	11,785	2,820	0	0
80594	41-0987741	11/15/2019	RIVERSOURCE LIFE INS CO OF NY	NY.	OTH/I	OL	3,663,019	13,375	2,801	326	0	0
60176	13-4076788	01/01/2004	SBLI USA LIFE INS CO INC	NY.	OTH/G	OL	0	53,174	0	0	0	0
87572	23-2038295	01/01/1986	SCOTTISH RE US INC	DE.	CO/I	OL	28,737,586	6,108,908	877,956	1,160,487	0	0
93742	41-1412669	07/01/2010	SECURIAN LIFE INS CO	MN.	YRT/I	OL	41,047,912	66,189	87,507	10,118	0	0
93742	41-1412669	07/01/2010	SECURIAN LIFE INS CO	MN.	YRT/I	XXXLO	12,716,277	20,505	27,109	3,134	0	0
68713	84-0499703	07/01/1968	SECURITY LIFE OF DENVER INS CO	CO.	YRT/I	OL	1,599,853	32,116	193,188	48,070	0	0
68713	84-0499703	01/09/1992	SECURITY LIFE OF DENVER INS CO	CO.	YRT/I	OL	273,368	72,022	5,791	913	0	0
68713	84-0499703	01/01/1994	SECURITY LIFE OF DENVER INS CO	CO.	YRT/I	OL	564,230	3,379	60,398	14,477	0	0
68713	84-0499703	01/01/1996	SECURITY LIFE OF DENVER INS CO	CO.	YRT/I	OL	192,042,425	3,780,130	3,468,197	1,296,629	0	0
68713	84-0499703	07/15/2000	SECURITY LIFE OF DENVER INS CO	CO.	YRT/I	OL	692,180	269,194	1,867	312	0	0
68713	84-0499703	01/01/1996	SECURITY LIFE OF DENVER INS CO	CO.	YRT/I	OL	14,129,960	91,316	363,178	48,378	0	0
68713	84-0499703	01/01/1998	SECURITY LIFE OF DENVER INS CO	CO.	YRT/I	OL	10,996,293	71,065	263,279	51,562	0	0
68713	84-0499703	07/15/2000	SECURITY LIFE OF DENVER INS CO	CO.	YRT/I	OL	19,305,973	124,767	193,286	33,994	0	0

ANNUAL STATEMENT FOR THE YEAR 2024 OF THE General Re Life Corporation

SCHEDULE S - PART 1 - SECTION 1

Reinsurance Assumed Life Insurance, Annuities, Deposit Funds and Other Liabilities Without Life or Disability Contingencies, and Related Benefits Listed by Reinsured Company as of December 31, Current Year

1 NAIC Company Code	2 ID Number	3 Effective Date	4 Name of Reinsured	5 Domiciliary Jurisdiction	6 Type of Reinsurance Assumed	7 Type of Business Assumed	8 Amount of In Force at End of Year	9 Reserve	10 Premiums	11 Reinsurance Payable on Paid and Unpaid Losses	12 Modified Coinsurance Reserve	13 Funds Withheld Under Coinsurance
68713	84-0499703	11/01/2001	SECURITY LIFE OF DENVER INS CO	CO.	YRT/I	OL	3,448,750	1,215,156	34,602	4,284	0	0
68713	84-0499703	11/01/2001	SECURITY LIFE OF DENVER INS CO	CO.	YRT/I	OL	78,144,964	506,520	1,995,824	409,028	0	0
68713	84-0499703	01/01/2008	SECURITY LIFE OF DENVER INS CO	CO.	YRT/I	OL	99,586,898	579,276	514,588	130,863	0	0
68713	84-0499703	03/01/2014	SECURITY LIFE OF DENVER INS CO	CO.	YRT/I	OL	1,383,715,182	2,432,513	1,327,990	1,406,145	0	0
68713	84-0499703	07/01/2019	SECURITY LIFE OF DENVER INS CO	CO.	CO/I	OL	412,643	103,958	12,316	992	0	0
68772	15-0442730	04/01/1993	SECURITY MUT LIFE INS CO OF NY	NY.	YRT/I	OL	23,358,110	394,832	107,263	44,659	0	0
68772	15-0442730	11/01/1994	SECURITY MUT LIFE INS CO OF NY	NY.	CO/I	OL	6,438,124	135,588	185,903	35,910	0	0
68772	15-0442730	08/01/1991	SECURITY MUT LIFE INS CO OF NY	NY.	YRT/I	OL	270,910	4,047	62,908	0	0	0
68772	15-0442730	09/01/2008	SECURITY MUT LIFE INS CO OF NY	NY.	YRT/I	OL	7,792,413	124,994	33,830	3,941	0	0
68845	54-0377280	07/01/1991	SHENANDOAH LIFE INS CO	VA.	YRT/I	OL	22,052	621	260	110	0	0
68845	54-0377280	07/01/2004	SHENANDOAH LIFE INS CO	VA.	YRT/I	OL	3,932,309	38,186	54,803	4,783	0	0
57142	41-0547795	04/01/2007	SONS OF NORWAY	MN.	YRT/I	OL	14,871,000	225,370	71,888	15,328	0	0
69078	13-5679267	11/01/1979	STANDARD SECURITY LIFE INS CO OF NY	NY.	CO/I	OL	28,000	185	0	109	0	0
69078	13-5679267	12/01/1982	STANDARD SECURITY LIFE INS CO OF NY	NY.	CO/I	OL	0	0	(171)	48	0	0
69116	35-0684263	11/01/1992	STATE LIFE INS CO	IN.	YRT/I	OL	145,100	7,198	1,887	228	0	0
69132	58-1449898	11/01/1967	STATE MUT INS CO	GA.	OTH/I	OL	150,427	5,438	7,864	976	0	0
69132	58-1449898	06/01/1978	STATE MUT INS CO	GA.	OTH/I	OL	78,289	1,845	3,213	200	0	0
80926	06-0893662	09/30/2024	SUN LIFE & HLTH INS CO	MI.	YRT/I	OL	59,155,884	1,437,849	1,849,400	(834,818)	0	0
80926	06-0893662	01/01/2011	SUN LIFE & HLTH INS CO	MI.	OTH/G	OL	193,249,000	558,735	398,369	196,300	0	0
69310	87-0198108	12/01/1971	SURETY LIFE INS CO	NE.	YRT/I	OL	787,553	21,710	39,954	5,376	0	0
69310	87-0198108	12/01/1989	SURETY LIFE INS CO	NE.	YRT/I	OL	1,975,486	10,639	42,428	6,177	0	0
68608	91-0742147	05/01/2000	SWISSPARTNERS INS CO SPC LTD	IA.	YRT/I	OL	19,000,000	0	146,738	48,886	0	0
68608	91-0742147	08/01/1974	SYMETRA LIFE INS CO	IA.	YRT/I	OL	20,104,140	294,518	275,326	31,843	0	0
68608	91-0742147	06/01/2004	SYMETRA LIFE INS CO	IA.	YRT/I	OL	3,659,679	15,300	29,551	2,973	0	0
68608	91-0742147	06/01/2004	SYMETRA LIFE INS CO	IA.	YRT/I	XXXLO	60,782,419	254,117	490,796	49,383	0	0
68608	91-0742147	01/01/2009	SYMETRA LIFE INS CO	IA.	YRT/I	XXXLO	70,217,797	137,773	472,550	138,245	0	0
68608	91-0742147	07/01/2012	SYMETRA LIFE INS CO	IA.	YRT/I	OL	63,095,676	598,063	868,063	106,229	0	0
88072	06-0974148	03/27/2003	TALCOTT RESOLUTION LIFE INS CO	CT.	YRT/I	OL	79,322,417	592,231	121,478	45,653	0	0
56014	39-0123480	10/01/1980	THRIVENT FINANCIAL FOR LUTHERANS	WI.	OTH/I	OL	3,052,898	63,176	40,520	1,648	0	0
56014	39-0123480	09/01/1982	THRIVENT FINANCIAL FOR LUTHERANS	WI.	OTH/I	OL	47,320,747	264,310	832,160	159,114	0	0
56014	39-0123480	01/01/1987	THRIVENT FINANCIAL FOR LUTHERANS	WI.	YRT/I	OL	112,125,821	450,706	1,319,777	123,856	0	0
70688	36-6071399	01/01/1987	TRANSAMERICA FINANCIAL LIFE INS CO	NY.	YRT/I	OL	176,802	46,936	22,625	1,888	0	0
70688	36-6071399	06/01/1991	TRANSAMERICA FINANCIAL LIFE INS CO	NY.	OTH/I	OL	492,037	127,352	15,331	2,920	0	0
70688	36-6071399	06/01/1991	TRANSAMERICA FINANCIAL LIFE INS CO	NY.	CO/I	OL	1,775,451	192,498	79,430	9,350	0	0
70688	36-6071399	10/02/2006	TRANSAMERICA FINANCIAL LIFE INS CO	NY.	YRT/I	XXXLO	12,293,316	252,198	73,977	6,385	0	0
70688	36-6071399	03/31/2008	TRANSAMERICA FINANCIAL LIFE INS CO	NY.	YRT/I	XXXLO	17,410,203	40,856	56,771	5,451	0	0
70688	36-6071399	09/01/2009	TRANSAMERICA FINANCIAL LIFE INS CO	NY.	YRT/I	XXXLO	62,530,427	273,158	204,628	17,219	0	0
86231	39-0989781	04/01/1993	TRANSAMERICA LIFE INS CO	IA.	YRT/I	OL	4,686,785	2,849	121,438	13,886	0	0
86231	39-0989781	04/01/1994	TRANSAMERICA LIFE INS CO	IA.	YRT/I	OL	8,711,327	2,366	82,458	10,112	0	0
86231	39-0989781	07/01/2001	TRANSAMERICA LIFE INS CO	IA.	YRT/I	OL	1,056,760,399	510,215	4,288,162	1,177,642	0	0
86231	39-0989781	10/01/2005	TRANSAMERICA LIFE INS CO	IA.	YRT/I	OL	380,714,919	167,022	1,360,665	373,077	0	0
86231	39-0989781	09/01/2004	TRANSAMERICA LIFE INS CO	IA.	YRT/I	OL	15,970,674	27,338	128,068	12,418	0	0
86231	39-0989781	11/01/2009	TRANSAMERICA LIFE INS CO	IA.	YRT/I	OL	22,105,730	90,605	51,689	354,427	0	0
86231	39-0989781	04/01/1972	TRANSAMERICA LIFE INS CO	IA.	YRT/I	OL	164,270	0	16,279	1,678	0	0
86231	39-0989781	01/01/1982	TRANSAMERICA LIFE INS CO	IA.	OTH/I	OL	7,178,891	3,119,721	353,073	2,548,512	0	0
86231	39-0989781	05/01/1982	TRANSAMERICA LIFE INS CO	IA.	YRT/I	OL	10,774	171	722	54	0	0
86231	39-0989781	06/01/1983	TRANSAMERICA LIFE INS CO	IA.	YRT/I	OL	3,393,160	708,940	57,348	10,400	0	0
86231	39-0989781	05/01/1979	TRANSAMERICA LIFE INS CO	IA.	OTH/I	OL	5,361,437	459,914	613,903	80,238	0	0
86231	39-0989781	01/01/1982	TRANSAMERICA LIFE INS CO	IA.	CO/I	OL	2,549,418	115,359	71,923	32,528	0	0
86231	39-0989781	01/01/1988	TRANSAMERICA LIFE INS CO	IA.	CO/I	OL	7,630,522	1,736,124	318,787	185,088	0	0
86231	39-0989781	01/01/1988	TRANSAMERICA LIFE INS CO	IA.	CO/I	OL	6,142,038	377,399	198,361	91,679	0	0
86231	39-0989781	03/15/1987	TRANSAMERICA LIFE INS CO	IA.	YRT/I	OL	124,209	989	764	606	0	0
86231	39-0989781	01/01/1990	TRANSAMERICA LIFE INS CO	IA.	CO/I	OL	2,518	816	96	68	0	0
86231	39-0989781	01/01/1990	TRANSAMERICA LIFE INS CO	IA.	CO/I	OL	107,320	74,973	10,079	2,732	0	0
86231	39-0989781	01/01/1990	TRANSAMERICA LIFE INS CO	IA.	CO/I	OL	7,534	1,378	402	46	0	0
86231	39-0989781	02/18/1988	TRANSAMERICA LIFE INS CO	IA.	CO/I	OL	884,009	174,284	28,537	10,103	0	0
86231	39-0989781	02/01/1998	TRANSAMERICA LIFE INS CO	IA.	YRT/I	OL	2,516,647	110,769	50,642	6,880	0	0
86231	39-0989781	04/01/2004	TRANSAMERICA LIFE INS CO	IA.	YRT/I	OL	122,158,668	310,896	3,358,230	7,378,680	0	0

ANNUAL STATEMENT FOR THE YEAR 2024 OF THE General Re Life Corporation

SCHEDULE S - PART 1 - SECTION 1

Reinsurance Assumed Life Insurance, Annuities, Deposit Funds and Other Liabilities Without Life or Disability Contingencies, and Related Benefits Listed by Reinsured Company as of December 31, Current Year

1 NAIC Company Code	2 ID Number	3 Effective Date	4 Name of Reinsured	5 Domiciliary Jurisdiction	6 Type of Reinsurance Assumed	7 Type of Business Assumed	8 Amount of In Force at End of Year	9 Reserve	10 Premiums	11 Reinsurance Payable on Paid and Unpaid Losses	12 Modified Coinsurance Reserve	13 Funds Withheld Under Coinsurance
86231	39-0989781	04/01/2004	TRANSAMERICA LIFE INS CO	IA	YRT/I	OL	18,659,080	34,809	179,992	28,498	0	0
86231	39-0989781	10/02/2006	TRANSAMERICA LIFE INS CO	IA	YRT/I	XXXLO	217,995,380	4,474,245	944,993	271,606	0	0
86231	39-0989781	04/14/2008	TRANSAMERICA LIFE INS CO	IA	YRT/I	XXXLO	179,404,473	3,855,794	768,970	70,050	0	0
86231	39-0989781	09/01/2009	TRANSAMERICA LIFE INS CO	IA	YRT/I	XXXLO	744,452,120	3,291,852	2,084,112	223,920	0	0
86231	39-0989781	11/01/2009	TRANSAMERICA LIFE INS CO	IA	YRT/I	XXXLO	278,990	164	213	20	0	0
86231	39-0989781	01/21/2011	TRANSAMERICA LIFE INS CO	IA	YRT/I	XXXLO	169,385,742	691,919	582,293	51,089	0	0
86231	39-0989781	11/01/2009	TRANSAMERICA LIFE INS CO	IA	YRT/I	XXXLO	1,917,323	7,585	8,485	830	0	0
86231	39-0989781	03/01/2024	TRANSAMERICA LIFE INS CO	IA	YRT/I	OL	70,888,919	1,417,778	41,641	0	0	0
61425	36-0792925	08/01/1982	TRUSTMARK INS CO	IL	OTH/I	OL	118,860	2,841	8,339	884	0	0
91529	52-1996029	01/01/2010	UNIMERICA INS CO	WI	OTH/G	OL	35,000	0	17	0	0	0
11596	01-0637149	01/01/2010	UNIMERICA LIFE INS CO OF NY	NY	OTH/G	OL	2,318,210	0	3,476	667	0	0
69744	13-1423090	08/01/2007	UNION LABOR LIFE INS CO	MD	OTH/G	OL	0	125,443	0	0	0	0
69744	13-1423090	07/01/2016	UNION LABOR LIFE INS CO	MD	OTH/G	OL	566,417,283	25,049,766	5,032,852	1,489,438	0	0
70408	81-0170040	01/01/1987	UNION SECURITY INS CO	KS	YRT/I	OL	699,222	0	20,566	4,119	0	0
69892	35-1097117	08/01/1981	UNITED FARM FAMILY LIFE INS CO	IN	OTH/I	OL	748,928	12,060	15,710	10,562	0	0
69892	35-1097117	08/01/1981	UNITED FARM FAMILY LIFE INS CO	IN	YRT/I	OL	143,192	3,467	23,409	2,122	0	0
69892	35-1097117	01/01/2010	UNITED FARM FAMILY LIFE INS CO	IN	YRT/I	OL	18,243,092	178,116	454,496	314,389	0	0
69892	35-1097117	12/01/2012	UNITED FARM FAMILY LIFE INS CO	IN	CO/I	XXXL	4,574,940	13,806	39,039	34,480	0	0
69892	35-1097117	09/15/2014	UNITED FARM FAMILY LIFE INS CO	IN	YRT/I	OL	14,000,146	136,690	389,549	101,965	0	0
63983	82-0123320	05/16/1979	UNITED HERITAGE LIFE INS CO	ID	YRT/I	OL	78,945	385	1,057	88	0	0
63983	82-0123320	08/05/1987	UNITED HERITAGE LIFE INS CO	ID	CO/I	OL	6,097,947	25,843	44,115	20,100	0	0
69922	35-0841899	12/01/2012	UNITED HOME LIFE INS CO	IN	YRT/I	OL	12,661,517	114,843	353,472	79,890	0	0
69922	35-0841899	09/15/2014	UNITED HOME LIFE INS CO	IN	YRT/I	OL	52,580,212	476,916	1,438,963	503,196	0	0
69868	47-0322111	07/01/1992	UNITED OF OMAHA LIFE INS CO	NE	YRT/I	OL	66,559,221	2,082,237	1,053,782	332,649	0	0
69868	47-0322111	09/01/1992	UNITED OF OMAHA LIFE INS CO	NE	CO/I	OL	4,598,667	33,350	68,720	8,520	0	0
70106	13-5459480	05/01/1971	UNITED STATES LIFE INS CO IN NYC	NY	OTH/I	OL	2,327,044	42,395	53,648	9,558	0	0
70106	13-5459480	02/01/1978	UNITED STATES LIFE INS CO IN NYC	NY	OTH/I	OL	29,231	162	0	1	0	0
70106	13-5459480	11/01/1971	UNITED STATES LIFE INS CO IN NYC	NY	OTH/I	OL	294,813	3,672	(171,366)	5,180	0	0
70106	13-5459480	11/01/1979	UNITED STATES LIFE INS CO IN NYC	NY	CO/I	OL	505,625	36,559	41,985	6,129	0	0
70106	13-5459480	05/01/1971	UNITED STATES LIFE INS CO IN NYC	NY	CO/I	OL	0	679	0	0	0	0
70106	13-5459480	02/01/1978	UNITED STATES LIFE INS CO IN NYC	NY	OTH/I	OL	7,118,019	216,691	581,482	161,317	0	0
70106	13-5459480	08/15/1996	UNITED STATES LIFE INS CO IN NYC	NY	CO/I	OL	266,500	247	871	610	0	0
70106	13-5459480	01/01/1999	UNITED STATES LIFE INS CO IN NYC	NY	YRT/I	OL	13,989,250	46,003	484,772	483,342	0	0
70106	13-5459480	05/01/2003	UNITED STATES LIFE INS CO IN NYC	NY	YRT/I	OL	19,423,578	49,276	369,049	77,106	0	0
70106	13-5459480	01/01/2005	UNITED STATES LIFE INS CO IN NYC	NY	YRT/I	OL	46,230,081	590,551	750,917	216,739	0	0
70106	13-5459480	02/01/2006	UNITED STATES LIFE INS CO IN NYC	NY	YRT/I	OL	20,033,562	351,416	314,702	72,463	0	0
70106	13-5459480	08/01/2007	UNITED STATES LIFE INS CO IN NYC	NY	YRT/I	OL	0	2,787	0	0	0	0
70106	13-5459480	08/01/2007	UNITED STATES LIFE INS CO IN NYC	NY	YRT/I	XXXLO	0	3,059	0	0	0	0
70106	13-5459480	08/01/2007	UNITED STATES LIFE INS CO IN NYC	NY	YRT/I	OL	26,614,427	319,438	305,039	36,378	0	0
70106	13-5459480	06/01/2013	UNITED STATES LIFE INS CO IN NYC	NY	YRT/I	XXXLO	0	0	3,022	0	0	0
79413	36-2739571	01/01/2010	UNITEDHEALTHCARE INS CO	CT	OTH/G	OL	183,752,988	156,086	503,953	217,498	0	0
79413	36-2739571	01/01/2010	UNITEDHEALTHCARE INS CO	CT	OTH/G	OL	2,627,963,000	1,792,318	3,624,458	6,405,779	0	0
70130	31-0727974	05/01/1972	UNIVERSAL GUAR LIFE INS CO	OH	YRT/I	OL	25,000	904	1,625	98	0	0
67601	04-2381280	08/01/1975	UNUM INS CO	ME	YRT/I	OL	2,562,497	10,120	59,107	7,560	0	0
62235	01-0278678	01/01/2000	UNUM LIFE INS CO OF AMER	ME	OTH/G	OL	0	773,192	0	0	0	0
62235	01-0278678	01/01/2000	UNUM LIFE INS CO OF AMER	ME	OTH/G	OL	7,235,769,940	4,899,072	13,616,911	4,702,389	0	0
62235	01-0278678	01/01/2000	UNUM LIFE INS CO OF AMER	ME	OTH/G	OL	750,000	0	2,622	631	0	0
14165	32-0348453	07/01/2014	US ALLIANCE LIFE & SECURITY CO	KS	YRT/I	XXXLO	80,525,000	128,877	108,745	14,346	0	0
14165	32-0348453	01/01/2020	US ALLIANCE LIFE & SECURITY CO	KS	YRT/I	OL	44,225,000	109,924	33,267	3,353	0	0
14165	32-0348453	01/01/2017	US ALLIANCE LIFE & SECURITY CO	KS	YRT/I	XXXLO	19,241,562	578,447	19,270	2,251	0	0
14165	32-0348453	04/01/2016	US ALLIANCE LIFE & SECURITY CO	KS	YRT/I	XXXLO	22,000,000	42,925	45,331	6,584	0	0
14165	32-0348453	01/01/2020	US ALLIANCE LIFE & SECURITY CO	KS	YRT/I	OL	15,530,040	118,632	35,688	1,777	0	0
14165	32-0348453	03/01/2015	US ALLIANCE LIFE & SECURITY CO	KS	OTH/G	OL	300,084,885	0	622,989	269,337	0	0
14165	32-0348453	11/01/2015	US ALLIANCE LIFE & SECURITY CO	KS	OTH/G	OL	40,137,050	0	81,899	39,053	0	0
14165	32-0348453	11/01/2015	US ALLIANCE LIFE & SECURITY CO	KS	OTH/G	OL	0	0	761	280	0	0
14165	32-0348453	03/01/2015	US ALLIANCE LIFE & SECURITY CO	KS	OTH/G	OL	0	0	6,886	3,697	0	0
80659	82-4533188	01/01/1968	US BUSINESS OF CANADA LIFE ASSUR CO	MI	YRT/I	OL	3,256,705	287,296	128,974	365,634	0	0
80659	82-4533188	08/01/1983	US BUSINESS OF CANADA LIFE ASSUR CO	MI	YRT/I	OL	100,943	5,803	3,999	731	0	0

41.14

ANNUAL STATEMENT FOR THE YEAR 2024 OF THE General Re Life Corporation

SCHEDULE S - PART 1 - SECTION 1

Reinsurance Assumed Life Insurance, Annuities, Deposit Funds and Other Liabilities Without Life or Disability Contingencies, and Related Benefits Listed by Reinsured Company as of December 31, Current Year

1 NAIC Company Code	2 ID Number	3 Effective Date	4 Name of Reinsured	5 Domiciliary Jurisdiction	6 Type of Reinsurance Assumed	7 Type of Business Assumed	8 Amount of In Force at End of Year	9 Reserve	10 Premiums	11 Reinsurance Payable on Paid and Unpaid Losses	12 Modified Coinsurance Reserve	13 Funds Withheld Under Coinsurance
80659	82-4533188	..01/01/1968	US BUSINESS OF CANADA LIFE ASSUR CO	MI	YRT/I	OL	52,900	1,418	9,683	625	0	0
80659	82-4533188	..08/01/1983	US BUSINESS OF CANADA LIFE ASSUR CO	MI	YRT/I	OL	94,667	3,586	4,906	654	0	0
84530	38-2046096	..07/01/2006	US FINANCIAL LIFE INS CO	OH	YRT/I	OL	1,916,469	7,455	123,878	14,496	0	0
84530	38-2046096	..07/01/2006	US FINANCIAL LIFE INS CO	OH	YRT/I	XXXLO	19,779,238	205,342	169,500	9,029	0	0
69663	74-1472662	..06/01/1979	USAA LIFE INS CO	TX	OTH/I	OL	64,529	16,928	1,094	218	0	0
69663	74-1472662	..06/01/1979	USAA LIFE INS CO	TX	YRT/I	OL	834,887	16,439	4,719	3,270	0	0
69663	74-1472662	..09/01/1997	USAA LIFE INS CO	TX	CO/I	OL	6,912,033	380,107	114,020	39,351	0	0
69663	74-1472662	..09/01/1997	USAA LIFE INS CO	TX	CO/I	XXXL	768,004	42,234	12,669	4,372	0	0
69663	74-1472662	..05/01/2001	USAA LIFE INS CO	TX	YRT/I	OL	1,157,821	351,107	11,858	1,015	0	0
69663	74-1472662	..12/01/2002	USAA LIFE INS CO	TX	YRT/I	OL	7,478,287	304,765	58,653	23,751	0	0
69663	74-1472662	..05/01/2003	USAA LIFE INS CO	TX	CO/I	XXXL	1,095,724,490	34,288,600	1,656,566	557,197	0	0
69663	74-1472662	..02/01/2011	USAA LIFE INS CO	TX	CO/I	XXXL	2,174,400	4,613	5,611	190	0	0
69663	74-1472662	..02/01/2012	USAA LIFE INS CO	TX	YRT/I	OL	39,254,622	175,143	66,271	6,908	0	0
69663	74-1472662	..01/01/2017	USAA LIFE INS CO	TX	YRT/I	XXXLO	1,542,734,450	2,156,457	903,054	139,984	0	0
69663	74-1472662	..06/01/2018	USAA LIFE INS CO	TX	YRT/I	OL	16,402,434	33,813	11,086	1,988	0	0
69663	74-1472662	..10/06/2018	USAA LIFE INS CO	TX	YRT/I	XXXLO	7,336,403,942	9,195,733	2,383,196	1,415,035	0	0
60228	16-1530706	..01/01/2020	USAA LIFE INS CO OF NY	NY	YRT/I	OL	138,891,975	201,922	34,278	6,888	0	0
60228	16-1530706	..09/08/2018	USAA LIFE INS CO OF NY	NY	YRT/I	OL	250,000	609	35	34	0	0
80942	41-0991508	..01/01/1978	VENERABLE INS & ANN CO	IA	OTH/I	OL	453,340	16,323	32,996	1,621	0	0
70319	36-1933760	..07/01/1984	WASHINGTON NATL INS CO	IN	YRT/I	OL	144,174	2,149	5,506	797	0	0
70319	36-1933760	..07/01/1988	WASHINGTON NATL INS CO	IN	OTH/I	OL	188,364	53,029	1,353	1,074	0	0
70335	94-0971150	..06/01/2005	WEST COAST LIFE INS CO	NE	YRT/I	OL	43,447,262	60,132	260,339	25,448	0	0
70335	94-0971150	..06/01/2005	WEST COAST LIFE INS CO	NE	YRT/I	XXXLO	130,667,631	180,848	782,970	76,534	0	0
70335	94-0971150	..11/10/2008	WEST COAST LIFE INS CO	NE	YRT/I	OL	18,190,684	20,278	102,363	9,752	0	0
70335	94-0971150	..11/10/2008	WEST COAST LIFE INS CO	NE	YRT/I	XXXLO	65,361,549	72,863	367,804	35,041	0	0
70335	94-0971150	..11/16/2009	WEST COAST LIFE INS CO	NE	CO/I	XXXL	51,546,875	28,333	53,832	2,352	0	0
70483	31-0487145	..08/01/1977	WESTERN & SOUTHERN LIFE INS CO	OH	OTH/I	OL	2,084,680	52,369	56,955	5,062	0	0
70483	31-0487145	..09/01/2002	WESTERN & SOUTHERN LIFE INS CO	OH	YRT/I	OL	1,273,777	18,477	19,193	2,142	0	0
70483	31-0487145	..10/01/2016	WESTERN & SOUTHERN LIFE INS CO	OH	YRT/I	OL	1,943,734	3,872	22,007	3,712	0	0
57711	37-0580740	..10/01/2017	WESTERN CATHOLIC UNION	IL	YRT/I	XXXLO	6,020,260	17,199	36,553	2,149	0	0
85189	56-1090947	..07/01/1983	WESTERN UNITED LIFE ASSUR CO	WA	YRT/I	OL	154,856	5,748	9,329	2,115	0	0
62413	36-0947200	..10/01/1987	WILCAC LIFE INS CO	IL	OTH/I	OL	0	0	(18,136)	0	0	0
62413	36-0947200	..09/20/1982	WILCAC LIFE INS CO	IL	CO/I	OL	2,817	1,537	(112,650)	106	0	0
62413	36-0947200	..11/01/1984	WILCAC LIFE INS CO	IL	YRT/I	OL	6,118,115	63,580	615,880	95,076	0	0
62413	36-0947200	..01/01/1975	WILCAC LIFE INS CO	IL	OTH/I	OL	141,638	8,356	(4,463)	28,024	0	0
62413	36-0947200	..03/01/1984	WILCAC LIFE INS CO	IL	YRT/I	OL	9,345,786	107,908	231,724	177,658	0	0
62413	36-0947200	..03/01/1984	WILCAC LIFE INS CO	IL	YRT/I	OL	85,554	33	1,239	150	0	0
62413	36-0947200	..04/01/1994	WILCAC LIFE INS CO	IL	YRT/I	OL	60,102,854	1,057,106	826,284	328,777	0	0
66230	13-1976260	..12/01/1968	WILLIAM PENN LIFE INS CO OF NY	NY	OTH/I	OL	7,066	477	656	32	0	0
66230	13-1976260	..09/01/1990	WILLIAM PENN LIFE INS CO OF NY	NY	CO/I	OL	16,387,269	2,683,891	358,039	215,687	0	0
66230	13-1976260	..06/01/1991	WILLIAM PENN LIFE INS CO OF NY	NY	YRT/I	OL	69,669,552	2,042,138	1,681,792	555,043	0	0
66230	13-1976260	..06/01/1991	WILLIAM PENN LIFE INS CO OF NY	NY	YRT/I	OL	1,357,740	367,101	17,377	1,582	0	0
66230	13-1976260	..06/01/1991	WILLIAM PENN LIFE INS CO OF NY	NY	CO/I	OL	2,210,790	61,083	2,949	901	0	0
66230	13-1976260	..02/01/2000	WILLIAM PENN LIFE INS CO OF NY	NY	YRT/I	OL	1,040,978	19,052	5,476	1,856	0	0
66230	13-1976260	..08/01/2000	WILLIAM PENN LIFE INS CO OF NY	NY	CO/I	XXXL	1,626,000	43,839	11,222	22,520	0	0
66230	13-1976260	..11/01/2000	WILLIAM PENN LIFE INS CO OF NY	NY	CO/I	XXXL	310,000	9,827	3,148	283	0	0
66230	13-1976260	..01/01/2005	WILLIAM PENN LIFE INS CO OF NY	NY	YRT/I	OL	2,674,125	69,014	54,660	5,814	0	0
66230	13-1976260	..01/01/2005	WILLIAM PENN LIFE INS CO OF NY	NY	YRT/I	XXXLO	352,079	9,086	7,197	765	0	0
66230	13-1976260	..05/01/2007	WILLIAM PENN LIFE INS CO OF NY	NY	YRT/I	OL	2,909,713	12,750	73,528	30,645	0	0
57320	47-0339250	..01/01/2006	WOODMEN WORLD LIFE INS SOC	NE	YRT/I	OL	57,424,099	7,890	207,100	47,701	0	0
57320	47-0339250	..01/01/2006	WOODMEN WORLD LIFE INS SOC	NE	YRT/I	XXXLO	217,736,184	29,915	785,267	180,870	0	0
57320	47-0339250	..01/01/2013	WOODMEN WORLD LIFE INS SOC	NE	YRT/I	OL	326,470,484	428,681	628,105	171,188	0	0
57320	47-0339250	..01/01/2013	WOODMEN WORLD LIFE INS SOC	NE	YRT/I	XXXLO	507,836,750	666,828	977,040	266,290	0	0
57290	11-1488600	..01/01/1989	WORKMENS BENEFIT FUND OF THE USA	NY	OTH/I	OL	5,132,818	985,735	47,489	18,840	0	0
57290	11-1488600	..03/01/1991	WORKMENS BENEFIT FUND OF THE USA	NY	YRT/I	OL	1,457,533	98	2,859	1,388	0	0
80055	86-0265010	..01/01/2023	WYSH LIFE AND HEALTH INS CO	WI	OTH/G	OL	0	0	21,881	2,000	0	0
90557	36-3050975	..01/01/1982	ZURICH AMER LIFE INS CO	IL	OTH/I	OL	11,359,863	15,934	338,449	48,805	0	0
90557	36-3050975	..01/01/1998	ZURICH AMER LIFE INS CO	IL	YRT/I	OL	15,031,502	2,827,354	131,975	33,978	0	0

ANNUAL STATEMENT FOR THE YEAR 2024 OF THE General Re Life Corporation

SCHEDULE S - PART 1 - SECTION 1

Reinsurance Assumed Life Insurance, Annuities, Deposit Funds and Other Liabilities Without Life or Disability Contingencies, and Related Benefits Listed by Reinsured Company as of December 31, Current Year

1 NAIC Company Code	2 ID Number	3 Effective Date	4 Name of Reinsured	5 Domiciliary Jurisdiction	6 Type of Reinsurance Assumed	7 Type of Business Assumed	8 Amount of In Force at End of Year	9 Reserve	10 Premiums	11 Reinsurance Payable on Paid and Unpaid Losses	12 Modified Coinsurance Reserve	13 Funds Withheld Under Coinsurance
90557	36-3050975	08/01/2014	ZURICH AMER LIFE INS CO	IL	YRT/I	OL	39,966,059	37,706	283,259	31,183	0	0
0899999. General Account - U.S. Non-Affiliates							362,082,579,791	1,673,997,462	745,805,404	289,610,159	1,160,240	0
00000	AA-3190974	01/01/1997	ADVANTAGE INTL LIFE BERMUDA LTD	BMJ	YRT/I	OL	8,493,069	0	31,141	26,691	0	0
00000	AA-3770207	04/01/2014	ADVANTAGE LIFE & ANNUITY CO SPC	CYM	YRT/I	OL	13,382,319	0	281,985	32,987	0	0
00000	AA-1560152	07/05/2021	ASSUMPTION MUTUAL LIFE INS CO	CAN	YRT/I	OL	11,602,796	1,951,076	136,999	34,996	0	0
00000	AA-1560152	07/05/2021	ASSUMPTION MUTUAL LIFE INS CO	CAN	YRT/I	OL	38,143,871	9,795,824	375,276	66,143	0	0
00000	AA-1560152	01/04/2022	ASSUMPTION MUTUAL LIFE INS CO	CAN	YRT/I	OL	540,405,913	11,556,995	231,687	79,462	0	0
00000	AA-1560152	01/04/2022	ASSUMPTION MUTUAL LIFE INS CO	CAN	YRT/I	OL	2,679,652	12,528	35,210	4,432	0	0
00000	AA-1560152	06/15/2024	ASSUMPTION MUTUAL LIFE INS CO	CAN	YRT/I	OL	596,129	2,787	11,471	898	0	0
00000	AA-1560152	06/15/2024	ASSUMPTION MUTUAL LIFE INS CO	CAN	YRT/I	OL	3,064,854	210,327	1,411	185	0	0
00000	AA-1560152	06/15/2024	ASSUMPTION MUTUAL LIFE INS CO	CAN	YRT/I	OL	3,789,510	91,142	523	64	0	0
00000	AA-1560390	06/14/1972	AVIVA INS CO OF CANADA	CAN	OTH/I	OL	1,344,578	6,963	44,174	3,361	0	0
00000	AA-3191192	09/01/2017	AXCELUS FIN LIFE INS CO (BERMUDA)	BMJ	YRT/I	OL	45,000,000	68,377	206,043	28,808	0	0
00000	AA-3160132	02/01/1975	CANADA LIFE ASSURANCE COMPANY	BRB	YRT/I	OL	187,997	89,681	44,884	4,340	0	0
00000	AA-1561015	04/05/2021	CANADA LIFE ASSURANCE COMPANY	CAN	OTH/I	OL	24,480,909	2,744,942	6,395	0	0	0
00000	AA-1561015	07/12/2021	CANADA LIFE ASSURANCE COMPANY	CAN	YRT/I	OL	458,965,862	98,245,458	647,504	62,160	0	0
00000	AA-1561015	07/12/2021	CANADA LIFE ASSURANCE COMPANY	CAN	YRT/I	OL	1,579,251,601	44,258,208	971,920	882,345	0	0
00000	AA-1561015	04/01/2021	CANADA LIFE ASSURANCE COMPANY	CAN	YRT/I	OL	10,872,040	756,207	2,158	280	0	0
00000	AA-1561015	10/10/2023	CANADA LIFE ASSURANCE COMPANY	CAN	YRT/I	OL	1,484,012,110	46,829,185	587,242	78,372	0	0
00000	AA-1561015	10/10/2023	CANADA LIFE ASSURANCE COMPANY	CAN	YRT/I	OL	18,069,737	2,011,099	8,338	281	0	0
00000	AA-1561015	10/10/2023	CANADA LIFE ASSURANCE COMPANY	CAN	YRT/I	OL	4,513,800	154,019	1,448	173	0	0
00000	AA-1560037	09/01/2021	CANADIAN PREMIER LIFE INSURANCE CO	CAN	CO/I	OL	2,267,803	229,532	209,621	25,236	0	0
00000	AA-1560037	09/20/2021	CANADIAN PREMIER LIFE INSURANCE CO	CAN	OTH/I	OL	5,259,455,344	3,892,785	3,963,151	2,961,643	0	0
00000	AA-1560037	04/03/2023	CANADIAN PREMIER LIFE INSURANCE CO	CAN	CO/I	OL	904,309,626	6,171,664	2,255,761	1,339,649	0	0
00000	AA-3190723	08/01/1995	CITICORP INTL INS CO LTD	BMJ	YRT/I	OL	37,244,060	93,410	149,955	107,068	0	0
00000	AA-3190836	08/01/2016	CROWN GLOBAL LIFE INS (BERMUDA)	BMJ	YRT/I	OL	224,493,232	0	209,903	52,105	0	0
00000	AA-3190980	01/01/2011	EVERGREEN LIFE LTD	BMJ	YRT/I	OL	66,024,869	0	110,653	8,474	0	0
00000	AA-3130000	01/01/2006	FIVE OCEANS LIFE INS CO SAC LTD	BHS	YRT/I	OL	18,900,000	1,257	80,325	12,461	0	0
00000	AA-1560440	08/18/1993	HARTFORD INS CO OF CANADA	CAN	YRT/I	OL	71,126	308	374	28	0	0
00000	AA-1560537	08/03/2020	INDUSTRIAL ALLIANCE INS & FIN SV QC	CAN	OTH/I	OL	178,645,895	15,449,169	175,493	22,131	0	0
00000	AA-1560070	08/02/1973	INDUSTRIAL ALLIANCE PACIFIC INS	CAN	OTH/I	OL	1,967,427	161,309	76,761	8,539	0	0
00000	AA-3390000	01/01/2007	KARLSBERG INTL INS CORP LTD	BLZ	YRT/I	OL	10,390,458	693	71,300	17,880	0	0
00000	AA-1561007	05/01/1980	MANUFACTURERS LIFE INS CO	CAN	OTH/I	OL	3,540,071	153,848	42,146	6,037	0	0
00000	AA-1561007	12/28/1976	MANUFACTURERS LIFE INS CO	CAN	YRT/I	OL	0	0	(298,164)	397,915	0	0
00000	AA-1561007	08/10/2021	MANUFACTURERS LIFE INS CO	CAN	YRT/I	OL	1,588,979,041	248,358,129	1,119,939	2,100,564	0	0
00000	AA-3190831	06/01/2010	MRM LIFE LTD	BMJ	YRT/I	OL	5,578,212	0	37,421	7,619	0	0
00000	AA-1560001	01/01/1973	OPTIMUM REASSUR CO INC	CAN	YRT/I	OL	1,611,531	300,640	63,654	7,928	0	0
00000	AA-3191455	03/01/2003	PROVIDENCE LIFE ASSUR CO (BERMUDA)	BMJ	YRT/I	OL	7,356,734	4,594	98,635	29,711	0	0
00000	AA-1560188	02/01/1984	RGA LIFE REINS CO OF CANADA	CAN	YRT/I	OL	2,261,658	77,658	67,370	7,675	0	0
00000	AA-1830000	11/01/2010	SOUTHPAC LIFE INS LTD	COK	YRT/I	OL	28,192,248	0	163,740	16,926	0	0
00000	AA-1561039	01/01/1982	SUN LIFE ASSUR CO OF CANADA	CAN	YRT/I	OL	7,571,496	250,368	425,575	57,849	0	0
00000	AA-1561039	03/01/1971	SUN LIFE ASSUR CO OF CANADA	CAN	YRT/I	OL	24,910	6,115	2,448	120	0	0
00000	AA-1561039	01/01/1982	SUN LIFE ASSUR CO OF CANADA	CAN	YRT/I	OL	29,979,977	282,246	564,230	47,418	0	0
00000	AA-1561039	04/01/1993	SUN LIFE ASSUR CO OF CANADA	CAN	YRT/I	OL	129,385	1,396	11,717	1,842	0	0
00000	AA-1561039	01/01/1996	SUN LIFE ASSUR CO OF CANADA	CAN	YRT/I	OL	3,089,817	37,361	231,039	36,110	0	0
00000	AA-1561039	01/01/1997	SUN LIFE ASSUR CO OF CANADA	CAN	YRT/I	OL	22,029	0	0	0	0	0
00000	AA-1561039	04/01/1993	SUN LIFE ASSUR CO OF CANADA	CAN	YRT/I	OL	1,486,065	16,032	18,631	3,179	0	0
00000	AA-1561039	01/01/1998	SUN LIFE ASSUR CO OF CANADA	CAN	YRT/I	OL	2,463,252	8,858	203,187	23,773	0	0
00000	AA-1561039	09/30/2024	SUN LIFE ASSUR CO OF CANADA	CAN	YRT/I	OL	981,001,748	23,844,331	29,279,867	12,735,410	0	0
00000	AA-1561039	01/01/2011	SUN LIFE ASSUR CO OF CANADA	CAN	OTH/G	OL	0	95,436	0	0	0	0
00000	AA-1561039	01/01/2011	SUN LIFE ASSUR CO OF CANADA	CAN	OTH/G	OL	2,216,947,597	1,334,227	4,788,351	4,911,092	0	0
00000	AA-1561039	06/15/2020	SUN LIFE ASSUR CO OF CANADA	CAN	YRT/I	OL	38,251,049	14,886,662	11,212	267	0	0
00000	AA-1561039	02/01/2021	SUN LIFE ASSUR CO OF CANADA	CAN	YRT/I	OL	154,677,155	4,119,654	142,574	18,339	0	0
00000	AA-1561039	02/01/2021	SUN LIFE ASSUR CO OF CANADA	CAN	YRT/I	OL	9,883,494,076	211,532,247	5,165,522	2,187,885	0	0
00000	AA-1561039	02/01/2021	SUN LIFE ASSUR CO OF CANADA	CAN	YRT/I	OL	1,276,764,259	441,837,125	1,091,498	141,452	0	0
00000	AA-1561039	02/01/2021	SUN LIFE ASSUR CO OF CANADA	CAN	YRT/I	OL	25,706,694	514,202	12,850	1,749	0	0
00000	AA-1561039	02/01/2021	SUN LIFE ASSUR CO OF CANADA	CAN	YRT/I	OL	105,467,078	3,207,230	20,730	2,731	0	0

ANNUAL STATEMENT FOR THE YEAR 2024 OF THE General Re Life Corporation

SCHEDULE S - PART 1 - SECTION 1

Reinsurance Assumed Life Insurance, Annuities, Deposit Funds and Other Liabilities Without Life or Disability Contingencies, and Related Benefits Listed by Reinsured Company as of December 31, Current Year

1 NAIC Company Code	2 ID Number	3 Effective Date	4 Name of Reinsured	5 Domiciliary Jurisdiction	6 Type of Reinsurance Assumed	7 Type of Business Assumed	8 Amount of In Force at End of Year	9 Reserve	10 Premiums	11 Reinsurance Payable on Paid and Unpaid Losses	12 Modified Coinsurance Reserve	13 Funds Withheld Under Coinsurance
00000	AA-1561039	04/01/2024	SUN LIFE ASSUR CO OF CANADA	CAN	YRT/I	OL	27,758,964	795,841	1,040	2,034	0	0
00000	AA-1561039	04/01/2024	SUN LIFE ASSUR CO OF CANADA	CAN	YRT/I	OL	2,184,072,759	82,655,674	3,641	143,051	0	0
00000	AA-1561039	04/01/2024	SUN LIFE ASSUR CO OF CANADA	CAN	YRT/I	OL	3,013,935	70,594	217	45	0	0
00000	AA-1561039	04/01/2024	SUN LIFE ASSUR CO OF CANADA	CAN	YRT/I	OL	127,157,720	3,206,996	398	366	0	0
00000	AA-1561039	04/01/2024	SUN LIFE ASSUR CO OF CANADA	CAN	YRT/I	OL	170,110,994	56,009,866	8,511	4,532	0	0
00000	AA-1560112	10/01/2021	TEACHERS LIFE INSURANCE SOCIETY	CAN	YRT/I	OL	164,496,863	1,001,517	46,487	5,304	0	0
00000	AA-1560112	01/03/2023	TEACHERS LIFE INSURANCE SOCIETY	CAN	CO/I	OL	596,314	34,030	124,415	21,840	0	0
00000	AA-1560112	04/03/2023	TEACHERS LIFE INSURANCE SOCIETY	CAN	CO/I	OL	6,100,988	995,885	371,988	45,388	0	0
00000	AA-1560112	06/01/2023	TEACHERS LIFE INSURANCE SOCIETY	CAN	CO/I	OL	259,033,965	97,870	442,881	1,307,443	0	0
00000	AA-1560112	04/25/2023	TEACHERS LIFE INSURANCE SOCIETY	CAN	YRT/I	OL	46,437,154	439,700	21,944	2,500	0	0
00000	AA-1560112	03/01/2024	TEACHERS LIFE INSURANCE SOCIETY	CAN	YRT/I	OL	8,600,261	185,719	274,670	55,291	0	0
00000	AA-1560112	03/01/2024	TEACHERS LIFE INSURANCE SOCIETY	CAN	YRT/I	OL	570,699,785	167,619	513,136	67,795	0	0
00000	AA-1560109	01/23/2024	THE INDEPENDENT ORDER OF FORESTERS	CAN	YRT/I	OL	82,005,116	3,914,645	11	3,398	0	0
00000	AA-3190868	10/02/2006	TRANSAMERICA LIFE (BERMUDA) LTD	BMU	YRT/I	OL	40,110,618	345,296	492,891	71,980	0	0
0999999. General Account - Non-U.S. Non-Affiliates							31,007,418,105	1,345,574,554	56,495,506	30,335,754	0	0
1099999. Total General Account - Non-Affiliates							393,089,997,897	3,019,572,016	802,300,910	319,945,913	1,160,240	0
1199999. Total General Account							461,667,482,595	3,350,617,452	1,049,139,542	500,998,655	1,973,613	0
1499999. Total Separate Accounts - U.S. Affiliates							0	0	0	0	0	0
1799999. Total Separate Accounts - Non-U.S. Affiliates							0	0	0	0	0	0
1899999. Total Separate Accounts - Affiliates							0	0	0	0	0	0
2199999. Total Separate Accounts - Non-Affiliates							0	0	0	0	0	0
2299999. Total Separate Accounts							0	0	0	0	0	0
2399999. Total U.S. (Sum of 0399999, 0899999, 1499999 and 1999999)							362,128,606,791	1,697,374,669	746,307,660	290,127,268	1,973,613	0
2499999. Total Non-U.S. (Sum of 0699999, 0999999, 1799999 and 2099999)							99,538,875,804	1,653,242,783	302,831,882	210,871,387	0	0
9999999 - Totals							461,667,482,595	3,350,617,452	1,049,139,542	500,998,655	1,973,613	0

ANNUAL STATEMENT FOR THE YEAR 2024 OF THE General Re Life Corporation

SCHEDULE S - PART 1 - SECTION 2

Reinsurance Assumed Accident and Health Insurance Listed by Reinsured Company as of December 31, Current Year

1	2	3	4	5	6	7	8	9	10	11	12	13
NAIC Company Code	ID Number	Effective Date	Name of Reinsured	Domiciliary Jurisdiction	Type of Reinsurance Assumed	Type of Business Assumed	Premiums	Unearned Premiums	Reserve Liability Other Than for Unearned Premiums	Reinsurance Payable on Paid and Unpaid Losses	Modified Coinsurance Reserve	Funds Withheld Under Coinsurance
34274	47-0591908	09/01/2011	CENTRAL STATES IND CO OF OMAHA	NE	QA/I	MS	18,292,767	1,362,000	914,800	3,619,551	0	0
97764	06-1053475	01/01/2009	IDEALIFE INS CO	CT	QA/I	MS	51,439	6,800	0	8,349	0	0
97764	06-1053475	01/01/2024	IDEALIFE INS CO	CT	QA/I	MS	1,030,363	80,416	6,044,867	726,130	0	0
97764	06-1053475	01/01/2024	IDEALIFE INS CO	CT	QA/I	MS	15,143,886	813,900	5,286,400	3,281,980	0	0
97764	06-1053475	07/01/1990	IDEALIFE INS CO	CT	QA/I	MS	52,271	22,800	0	14,738	0	0
0299999. U.S. Affiliates - Other							34,570,725	2,285,916	12,246,067	7,650,748	0	0
0399999. Total - U.S. Affiliates							34,570,725	2,285,916	12,246,067	7,650,748	0	0
00000	AA-1930033	11/01/2017	GENERAL RE LIFE AUSTRALIA, LTD	AUS	QA/I	OH	71,586,302	0	307,516,592	36,664,209	0	0
00000	AA-1990120	01/01/2021	GENERAL RE INSURANCE AFRICA, LTD	ZAF	OTH/G	OH	1,476,087	0	11,431	1,125,008	0	0
00000	AA-1990120	01/01/2021	GENERAL RE INSURANCE AFRICA, LTD	ZAF	OTH/I	OH	4,837,650	0	17,868	2,480,458	0	0
0599999. Non-U.S. Affiliates - Other							77,900,039	0	307,545,891	40,269,676	0	0
0699999. Total - Non-U.S. Affiliates							77,900,039	0	307,545,891	40,269,676	0	0
0799999. Total - Affiliates							112,470,764	2,285,916	319,791,958	47,920,424	0	0
60054	06-6033492	08/01/2002	AETNA LIFE INS CO	CT	OTH/G	LTDI	0	0	5,040	323	0	0
60410	73-0714500	02/01/1997	AMERICAN FIDELITY ASSUR CO	OK	OTH/G	OH	0	0	0	45,500	0	0
60410	73-0714500	01/01/2008	AMERICAN FIDELITY ASSUR CO	OK	OTH/G	LTDI	0	0	198,952	4,572	0	0
60410	73-0714500	08/01/1999	AMERICAN FIDELITY ASSUR CO	OK	QA/I	LTC	1,195,067	276,587	19,833,122	1,657,239	0	0
60410	73-0714500	07/01/2000	AMERICAN FIDELITY ASSUR CO	OK	QA/I	LTC	0	0	40,320	10,080	0	0
60488	25-0598210	12/01/1992	AMERICAN GEN LIFE INS CO	TX	OTH/G	OH	0	0	0	6,209	0	0
60488	25-0598210	12/01/1992	AMERICAN GEN LIFE INS CO	TX	OTH/G	OH	0	0	0	143,549	0	0
60534	59-0781901	07/01/2002	AMERICAN HERITAGE LIFE INS CO	FL	OTH/G	LTDI	(11,283)	0	882,330	17,477	0	0
60534	59-0781901	01/01/2002	AMERICAN HERITAGE LIFE INS CO	FL	QA/I	LTDI	228,584	98,690	858,112	191,260	0	0
60534	59-0781901	02/01/1995	AMERICAN HERITAGE LIFE INS CO	FL	QA/I	LTC	404,993	62,237	10,947,243	1,129,940	0	0
60534	59-0781901	01/01/1998	AMERICAN HERITAGE LIFE INS CO	FL	QA/I	LTC	34,218	1,906	586,570	124,635	0	0
60739	74-0484030	07/01/1998	AMERICAN NATL INS CO	TX	OTH/G	OH	0	0	0	63,735	0	0
60739	74-0484030	07/01/1998	AMERICAN NATL INS CO	TX	OTH/G	OH	0	0	0	1,260	0	0
80624	13-1851754	05/01/1993	AMERICAN PROGRESSIVE L&H INS OF NY	NY	QA/I	MS	490,928	58,800	36,400	83,101	0	0
80624	13-1851754	07/01/1994	AMERICAN PROGRESSIVE L&H INS OF NY	NY	OTH/I	SD	3,916	0	34,561	265	0	0
80624	13-1851754	07/01/1995	AMERICAN PROGRESSIVE L&H INS OF NY	NY	QA/I	LTC	166,108	32,369	3,767,500	364,170	0	0
80624	13-1851754	07/01/1995	AMERICAN PROGRESSIVE L&H INS OF NY	NY	OTH/I	LTC	22,681	3,525	2,271,499	134,142	0	0
80624	13-1851754	05/01/1999	AMERICAN PROGRESSIVE L&H INS OF NY	NY	QA/I	LTC	69,879	20,537	1,468,802	82,615	0	0
80624	13-1851754	12/01/1998	AMERICAN PROGRESSIVE L&H INS OF NY	NY	QA/I	LTC	95,297	20,484	2,385,201	276,996	0	0
80624	13-1851754	06/01/2000	AMERICAN PROGRESSIVE L&H INS OF NY	NY	QA/I	LTC	88,270	20,489	1,447,511	77,429	0	0
80624	13-1851754	05/01/1999	AMERICAN PROGRESSIVE L&H INS OF NY	NY	OTH/I	LTC	7,917	2,121	221,351	27,381	0	0
80624	13-1851754	05/01/1999	AMERICAN PROGRESSIVE L&H INS OF NY	NY	OTH/I	LTC	3,627	4,920	2,421,669	170,489	0	0
60801	64-0349942	06/01/1996	AMERICAN PUBLIC LIFE INS CO	OK	OTH/I	SD	1,523	0	0	153	0	0
60836	42-0113630	07/01/2019	AMERICAN REPUBLIC INS CO	IA	QA/I	MS	4,515,002	384,700	892,700	880,551	0	0
60836	42-0113630	07/01/2019	AMERICAN REPUBLIC INS CO	IA	QA/I	MS	2,290,878	140,000	662,700	470,207	0	0
60836	42-0113630	07/01/2019	AMERICAN REPUBLIC INS CO	IA	QA/I	MS	900,698	45,000	0	221,918	0	0
60836	42-0113630	07/01/2019	AMERICAN REPUBLIC INS CO	IA	QA/I	MS	16,617,223	522,300	738,500	3,634,985	0	0
60836	42-0113630	07/01/2019	AMERICAN REPUBLIC INS CO	IA	QA/I	MS	6,170,726	272,800	237,800	1,262,188	0	0
60895	35-0145825	07/01/2004	AMERICAN UNITED LIFE INS CO	IN	OTH/G	LTDI	0	0	329,102	14,645	0	0
61999	35-0810610	07/01/2000	AMERICO FIN LIFE & ANN INS CO	TX	QA/I	LTDI	837,627	319,885	2,881,185	400,126	0	0
61301	47-0098400	01/01/1999	AMERITAS LIFE INS CORP	NE	QA/I	LTDI	6,489,868	3,144,618	44,205,368	3,795,080	0	0
61301	47-0098400	11/01/2000	AMERITAS LIFE INS CORP	NE	QA/I	LTDI	245,040	154,331	1,857,302	144,485	0	0
61301	47-0098400	01/15/2010	AMERITAS LIFE INS CORP	NE	OTH/I	LTDI	2,132,534	1,071,803	16,617,203	1,187,030	0	0
61301	47-0098400	01/15/2010	AMERITAS LIFE INS CORP	NE	QA/I	LTDI	143,375	81,872	1,319,051	77,611	0	0
61301	47-0098400	01/01/2011	AMERITAS LIFE INS CORP	NE	OTH/I	LTDI	10,992,295	4,716,418	41,418,479	6,108,806	0	0
61301	47-0098400	01/01/2011	AMERITAS LIFE INS CORP	NE	QA/I	LTDI	4,114,187	1,802,141	11,589,160	1,563,780	0	0
61301	47-0098400	10/01/2012	AMERITAS LIFE INS CORP	NE	QA/I	LTDI	91,718	39,946	184,561	47,690	0	0
61301	47-0098400	01/01/2019	AMERITAS LIFE INS CORP	NE	OTH/I	LTDI	4,494,314	1,473,238	11,277,050	1,290,007	0	0
61301	47-0098400	10/01/2022	AMERITAS LIFE INS CORP	NE	QA/I	LTDI	1,165,818	0	0	208,655	0	0
61301	47-0098400	10/01/2022	AMERITAS LIFE INS CORP	NE	QA/I	LTDI	56,896	0	0	18,056	0	0
60033	13-3758127	01/01/2011	AMERITAS LIFE INS CORP OF NY	NY	OTH/I	LTDI	959,608	372,413	3,611,960	542,417	0	0
60033	13-3758127	01/01/2011	AMERITAS LIFE INS CORP OF NY	NY	QA/I	LTDI	238,227	83,732	1,497,222	70,581	0	0
60033	13-3758127	04/01/2013	AMERITAS LIFE INS CORP OF NY	NY	QA/I	LTDI	12,209	8,061	48,150	7,620	0	0

ANNUAL STATEMENT FOR THE YEAR 2024 OF THE General Re Life Corporation

SCHEDULE S - PART 1 - SECTION 2

Reinsurance Assumed Accident and Health Insurance Listed by Reinsured Company as of December 31, Current Year

1	2	3	4	5	6	7	8	9	10	11	12	13
NAIC Company Code	ID Number	Effective Date	Name of Reinsured	Domiciliary Jurisdiction	Type of Reinsurance Assumed	Type of Business Assumed	Premiums	Unearned Premiums	Reserve Liability Other Than for Unearned Premiums	Reinsurance Payable on Paid and Unpaid Losses	Modified Coinsurance Reserve	Funds Withheld Under Coinsurance
60033	13-3758127	01/01/2019	AMERITAS LIFE INS CORP OF NY	NY	OTH/I	LTDI	264,983	218,307	2,495,012	67,327	0	0
00000	AA-9995012	01/01/1991	ASSOCIATED ACCIDENT & HLTH REINS	PA	OTH/G	OH	0	0	0	1,344,552	0	0
00000	AA-9995012	04/01/1996	ASSOCIATED ACCIDENT & HLTH REINS	PA	OTH/G	OH	0	0	0	919,091	0	0
00000	AA-9995012	04/01/1998	ASSOCIATED ACCIDENT & HLTH REINS	PA	OTH/G	OH	0	0	0	3,981,459	0	0
00000	AA-9995012	07/01/1997	ASSOCIATED ACCIDENT & HLTH REINS	PA	OTH/G	OH	0	0	0	22,500	0	0
00000	AA-9995012	01/01/1991	ASSOCIATED ACCIDENT & HLTH REINS	PA	OTH/G	OH	0	0	0	128,590	0	0
71439	38-1843471	12/01/2002	ASSURITY LIFE INS CO	NE	OTH/G	A	1,448	0	0	494	0	0
71439	38-1843471	01/01/2003	ASSURITY LIFE INS CO	NE	OTH/G	A	37,259	0	0	15,517	0	0
71439	38-1843471	01/01/2003	ASSURITY LIFE INS CO	NE	OTH/G	A	197,959	0	0	85,379	0	0
71439	38-1843471	01/01/2003	ASSURITY LIFE INS CO	NE	OTH/G	A	350,295	0	0	150,389	0	0
71439	38-1843471	01/01/2006	ASSURITY LIFE INS CO	NE	OTH/G	A	19,453	0	0	1,248	0	0
71439	38-1843471	01/01/2006	ASSURITY LIFE INS CO	NE	OTH/G	LTDI	180,017	0	772,460	116,740	0	0
71439	38-1843471	03/01/2001	ASSURITY LIFE INS CO	NE	QA/I	LTDI	3,279	137	79,807	42,176	0	0
71439	38-1843471	03/01/2001	ASSURITY LIFE INS CO	NE	QA/I	LTDI	548,714	19,497	3,225,347	421,820	0	0
71439	38-1843471	01/01/2001	ASSURITY LIFE INS CO	NE	QA/I	LTDI	231,627	9,408	735,856	301,741	0	0
71439	38-1843471	01/01/2002	ASSURITY LIFE INS CO	NE	QA/I	LTDI	5,338	233	26,554	52,681	0	0
71439	38-1843471	01/01/2002	ASSURITY LIFE INS CO	NE	QA/I	LTDI	1,911	80	33,833	50,573	0	0
71439	38-1843471	04/01/2002	ASSURITY LIFE INS CO	NE	QA/I	LTDI	25,475	961	312,085	159,922	0	0
71439	38-1843471	05/01/2008	ASSURITY LIFE INS CO	NE	OTH/I	SD	53,890	0	354,384	9,777	0	0
71439	38-1843471	12/20/2008	ASSURITY LIFE INS CO	NE	QA/I	SD	2,056	0	17,231	236	0	0
71439	38-1843471	07/12/2010	ASSURITY LIFE INS CO	NE	QA/I	LTDI	2,850,281	124,985	6,611,472	1,760,603	0	0
71439	38-1843471	06/01/2019	ASSURITY LIFE INS CO	NE	OTH/I	SD	58,885	0	87,809	10,465	0	0
71439	38-1843471	04/01/2022	ASSURITY LIFE INS CO	NE	QA/I	LTDI	20,973	0	11,526	21,000	0	0
71439	38-1843471	08/18/2023	ASSURITY LIFE INS CO	NE	QA/I	LTDI	55,760	599	0	24,182	0	0
15940	47-3642356	02/01/2017	ASSURITY LIFE INS CO OF NY	NY	QA/I	LTDI	142,057	5,462	681,980	73,328	0	0
15940	47-3642356	08/18/2023	ASSURITY LIFE INS CO OF NY	NY	QA/I	LTDI	0	599	0	24,182	0	0
89206	31-0962495	09/26/2016	AUGUSTAR LIFE ASSURANCE CORPORATION	OH	QA/I	LTDI	5,419,680	1,783,437	14,351,382	2,678,996	0	0
67172	31-0397080	01/01/1999	AUGUSTAR LIFE INSURANCE COMPANY	OH	QA/I	LTDI	1,772,830	812,779	13,272,392	1,249,359	0	0
61212	52-0236900	04/01/2011	BALTIMORE LIFE INS CO	MD	QA/I	SD	53,427	0	147,704	11,458	0	0
61239	58-0658963	01/01/2016	BANKERS FIDELITY LIFE INS CO	GA	QA/I	MS	53,235,474	727,600	3,701,700	17,677,726	0	0
81043	59-1460067	05/01/2000	BANKERS LIFE INS CO	NC	OTH/G	A	0	0	3,400	0	0	0
71714	75-1277524	01/01/2005	BERKSHIRE LIFE INS CO OF AMER	MA	QA/I	LTDI	74,528	27,017	332,416	94,216	0	0
76694	23-2044256	07/01/1994	CANADA LIFE REINS CO	PA	OTH/G	OH	0	0	0	5,501	0	0
57347	74-0548665	01/01/2018	CATHOLIC LIFE INS	TX	QA/I	MS	492,086	0	0	172,206	0	0
57487	36-0879870	12/01/2022	CATHOLIC ORDER OF FORESTERS	IL	QA/I	LTDI	25,102	4,511	0	6,696	0	0
80799	06-0641618	07/01/1996	CELTIC INS CO	IL	QA/I	MS	102,784	0	0	0	0	0
80799	06-0641618	07/01/1996	CELTIC INS CO	IL	QA/I	MS	229,368	0	0	0	0	0
80799	06-0641618	10/01/1997	CELTIC INS CO	IL	QA/I	MS	2,560,684	325,800	298,800	530,907	0	0
61751	47-0123035	01/01/2005	CENTRAL STATES H & L CO OF OMAHA	NE	QA/I	MS	4,519,087	576,300	213,600	974,942	0	0
61859	74-0483480	12/31/1998	CHRISTIAN FIDELITY LIFE INS CO	TX	QA/I	MS	26,996	100	700	5,282	0	0
76236	31-1213778	07/01/1999	CINCINNATI LIFE INS CO	OH	QA/G	LTC	1,548,555	562,697	37,425,255	1,807,316	0	0
84786	84-0674027	03/01/2004	COLORADO BANKERS LIFE INS CO	NC	QA	SD	305,743	8,853	420,800	324,017	0	0
00000	AA-9995114	10/01/1996	COMP RE FACILITY	PA	OTH/G	OH	0	0	0	921,545	0	0
00000	AA-9995114	09/01/1997	COMP RE FACILITY	PA	OTH/G	OH	0	0	0	592,231	0	0
77828	57-0523959	01/01/2020	COMPANION LIFE INS CO	SC	QA/I	MS	6,136,524	264,600	1,019,000	1,448,403	0	0
71404	47-0463747	10/01/1995	CONTINENTAL GEN INS CO	TX	QA/I	LTDI	85	125	8,801	2,421	0	0
62553	37-0808781	07/01/2006	COUNTRY LIFE INS CO	IL	OTH/G	LTDI	223,267	0	1,560,712	223,242	0	0
62553	37-0808781	01/01/1999	COUNTRY LIFE INS CO	IL	QA/I	LTDI	189,986	7,789	350,899	232,175	0	0
62553	37-0808781	04/01/2002	COUNTRY LIFE INS CO	IL	QA/I	LTDI	856,679	70,432	4,953,270	711,361	0	0
26921	22-2005057	04/01/2022	EVEREST REINS CO	DE	OTH/G	LTDI	71,531	198,572	0	0	0	0
26921	22-2005057	04/01/2022	EVEREST REINS CO	DE	OTH/G	LTDI	522,661	1,884,613	0	0	0	0
26921	22-2005057	01/01/2021	EVEREST REINS CO	DE	QA/I	MS	7,760,799	0	0	2,419,905	0	0
63274	52-6033321	07/01/2003	FIDELITY & GUAR LIFE INS CO	IA	QA/I	LTDI	628,016	233,704	3,846,649	545,656	0	0
71870	43-0949844	12/01/1993	FIDELITY SECURITY LIFE INS CO	MO	OTH/G	LTDI	44,075	8,358	53,989	29,257	0	0
69140	04-1867050	01/01/1997	FIRST ALLMERICA FIN LIFE INS CO	MA	OTH/G	OH	0	0	0	(12,674)	0	0
38962	06-1024360	01/01/1999	GENESIS INS CO	DE	QA/I	LTC	73,955	8,350	9,035,174	239,960	0	0
65536	54-0283385	06/01/2005	GENWORTH LIFE & ANN INS CO	VA	QA/I	LTDI	1,648	0	0	1,000	0	0

ANNUAL STATEMENT FOR THE YEAR 2024 OF THE General Re Life Corporation

SCHEDULE S - PART 1 - SECTION 2

Reinsurance Assumed Accident and Health Insurance Listed by Reinsured Company as of December 31, Current Year

1	2	3	4	5	6	7	8	9	10	11	12	13
NAIC Company Code	ID Number	Effective Date	Name of Reinsured	Domiciliary Jurisdiction	Type of Reinsurance Assumed	Type of Business Assumed	Premiums	Unearned Premiums	Reserve Liability Other Than for Unearned Premiums	Reinsurance Payable on Paid and Unpaid Losses	Modified Coinsurance Reserve	Funds Withheld Under Coinsurance
70025	91-6027719	06/01/2005	GENWORTH LIFE INS CO	DE	QA/I	LTDI	133	0	0	0	0	0
70025	91-6027719	01/01/2003	GENWORTH LIFE INS CO	DE	QA/I	LTC	44,552,847	4,516,656	496,118,429	21,100,779	0	0
72990	22-2882416	01/01/2003	GENWORTH LIFE INS CO OF NY	NY	QA/I	LTC	3,411,244	317,542	36,289,354	1,298,029	0	0
70939	13-2611847	09/30/1993	GERBER LIFE INS CO	NY	QA/G	LTC	54,692	1,221	927,017	45,713	0	0
70939	13-2611847	09/30/1993	GERBER LIFE INS CO	NY	OTH/G	LTC	271	0	607	0	0	0
70939	13-2611847	04/01/1997	GERBER LIFE INS CO	NY	QA/G	LTC	17,650	0	264,473	3,000	0	0
70939	13-2611847	04/01/1997	GERBER LIFE INS CO	NY	OTH/G	LTC	101	0	5,114	0	0	0
90212	74-2058261	07/01/2000	GREAT SOUTHERN LIFE INS CO	TX	QA/I	LTDI	82,879	33,529	380,126	54,460	0	0
64211	36-1174500	01/01/2007	GUARANTEE TRUST LIFE INS CO	NE	QA/I	MS	2,038,341	297,800	51,300	399,146	0	0
64211	36-1174500	07/01/2015	GUARANTEE TRUST LIFE INS CO	NE	QA/I	MS	8,616,578	206,300	1,019,900	3,799,729	0	0
64580	37-0344290	01/01/2002	ILLINOIS MUT LIFE INS CO	IL	OTH/G	A	151,310	0	0	27,927	0	0
64580	37-0344290	11/01/2000	ILLINOIS MUT LIFE INS CO	IL	QA/I	LTDI	1,050,006	395,962	7,660,508	526,873	0	0
64580	37-0344290	05/01/2011	ILLINOIS MUT LIFE INS CO	IL	QA/I	LTDI	2,301,291	813,516	7,268,003	1,324,402	0	0
64580	37-0344290	07/01/2014	ILLINOIS MUT LIFE INS CO	IL	QA/I	SD	113,088	0	536,400	14,133	0	0
91785	90-2290265	10/01/1994	INDEPENDENT LIFE INS CO	TX	OTH/G	OH	0	0	0	162,260	0	0
65056	38-1659835	10/01/1999	JACKSON NATL LIFE INS CO	MI	QA/I	LTDI	3,275	1,643	5,457	37,963	0	0
65129	44-0308260	01/01/2018	KANSAS CITY LIFE INS CO	MO	QA/G	SD	74,069	0	0	12,322	0	0
00000	AA-9995096	02/01/1992	LDG RE UNDERWRITERS OCCUPATIONAL A&H FACILITY	MA	OTH/G	OH	0	0	0	990,839	0	0
68543	25-1093227	05/01/2016	LIBERTY BANKERS LIFE INS CO	OK	QA/I	MS	7,090,508	167,400	0	1,802,524	0	0
65676	35-0472300	10/01/2005	LINCOLN NATL LIFE INS CO	IN	QA/I	LTDI	10,189	3,838	37,959	7,541	0	0
65676	35-0472300	01/01/1997	LINCOLN NATL LIFE INS CO	IN	QA/I	LTC	2,267,995	505,031	59,995,546	2,962,590	0	0
67083	45-0252531	01/01/1997	MANHATTAN NATL LIFE INS CO	OH	QA/G	LTC	62,910	150	2,676,360	95,759	0	0
61883	42-0884060	04/01/2008	MANHATTANLIFE INS & ANN CO	TX	OTH/I	SD	22,538	0	452,715	5,471	0	0
63312	13-1935920	07/01/2000	MASSMUTUAL ASCEND LIFE INS CO	IA	QA/I	LTDI	6,161	1,780	21,320	4,560	0	0
31119	47-0122200	04/01/2000	MEDICO INS CO	IA	QA/I	MS	2,271,682	235,400	684,200	866,161	0	0
31119	47-0122200	07/01/2011	MEDICO INS CO	IA	QA/I	MS	7,131,265	365,800	751,400	1,936,669	0	0
71412	47-0246511	01/01/2001	MUTUAL OF OMAHA INS CO	NE	OTH/G	LTDI	0	0	339,001	0	0	0
71412	47-0246511	04/01/1997	MUTUAL OF OMAHA INS CO	NE	QA/I	LTC	335,106	37,476	5,788,719	913,454	0	0
71412	47-0246511	10/01/1998	MUTUAL OF OMAHA INS CO	NE	QA/I	LTC	4,175,471	837,778	108,332,976	7,514,267	0	0
93734	43-1240953	05/01/1999	NASSAU LIFE & ANN CO	CT	QA/I	LTC	18,728	4,484	160,023	47,238	0	0
93734	43-1240953	05/01/1999	NASSAU LIFE & ANN CO	CT	QA/I	LTC	292,942	111,584	3,526,117	333,757	0	0
93734	43-1240953	05/01/1999	NASSAU LIFE & ANN CO	CT	OTH/I	LTC	40,197	22,339	2,040,226	133,935	0	0
93734	43-1240953	05/01/1999	NASSAU LIFE & ANN CO	CT	OTH/I	LTC	546	2,546	98,202	13,967	0	0
93734	43-1240953	01/01/1995	NASSAU LIFE & ANN CO	CT	QA/I	MS	8,820	0	1,000	3,995	0	0
93734	43-1240953	07/01/1996	NASSAU LIFE & ANN CO	CT	QA/I	MS	1,051,666	319,400	35,000	194,446	0	0
93734	43-1240953	07/01/1996	NASSAU LIFE & ANN CO	CT	QA/I	MS	209,387	0	0	0	0	0
93734	43-1240953	01/01/1997	NASSAU LIFE & ANN CO	CT	QA/I	MS	1,106,284	292,100	1,600	146,816	0	0
93734	43-1240953	09/01/2001	NASSAU LIFE & ANN CO	CT	QA/I	MS	140,661	0	0	0	0	0
93734	43-1240953	07/01/1995	NASSAU LIFE & ANN CO	CT	QA/I	LTC	2,149	38	5,590	2,078	0	0
93734	43-1240953	07/01/1995	NASSAU LIFE & ANN CO	CT	OTH/I	LTC	180	8	1,060	226	0	0
93734	43-1240953	10/01/1996	NASSAU LIFE & ANN CO	CT	QA/I	LTC	78,239	16,276	1,447,490	159,130	0	0
93734	43-1240953	10/01/1996	NASSAU LIFE & ANN CO	CT	QA/I	LTC	13,521	561	167,105	54,974	0	0
93734	43-1240953	10/01/1996	NASSAU LIFE & ANN CO	CT	OTH/I	LTC	3,779	74	12,862	12,494	0	0
93734	43-1240953	05/01/1999	NASSAU LIFE & ANN CO	CT	QA/I	LTC	251,450	33,508	5,870,669	360,889	0	0
93734	43-1240953	01/01/2000	NASSAU LIFE & ANN CO	CT	QA/I	LTC	2,536	39	27,993	3,241	0	0
93734	43-1240953	05/01/1999	NASSAU LIFE & ANN CO	CT	OTH/I	LTC	44,306	7,099	5,143,450	230,705	0	0
93734	43-1240953	05/01/1999	NASSAU LIFE & ANN CO	CT	OTH/I	LTC	16	7	2,466	195	0	0
67814	06-0493340	01/01/1993	NASSAU LIFE INS CO	NY	OTH/G	OH	0	0	0	1,861,782	0	0
68284	48-0557726	12/01/1995	NASSAU LIFE INS CO OF KS	KS	QA/I	LTC	64,255	20,412	3,798,411	401,462	0	0
68284	48-0557726	01/11/1999	NASSAU LIFE INS CO OF KS	KS	OTH/I	LTC	706,210	140,101	22,269,893	1,767,397	0	0
98205	73-1187572	01/01/2007	NATL FOUNDATION LIFE INS CO	TX	OTH/I	SD	382	0	0	44	0	0
66974	36-2428931	02/01/2005	NORTH AMER CO LIFE & HLTH INS	IA	QA/I	LTDI	3,504	3,144	32,276	7,936	0	0
00000	AA-9995107	06/15/1997	OCCUPATIONAL ACCIDENT POOL	IL	OTH/G	OH	0	0	0	346,396	0	0
00000	AA-9995107	07/25/1997	OCCUPATIONAL ACCIDENT POOL	IL	OTH/G	OH	0	0	0	205,147	0	0
00000	AA-9995107	07/01/1997	OCCUPATIONAL ACCIDENT POOL	IL	OTH/G	OH	0	0	0	503,221	0	0
00000	AA-9995107	07/01/1997	OCCUPATIONAL ACCIDENT POOL	IL	OTH/G	OH	0	0	0	122,976	0	0
00000	AA-9995107	07/01/1997	OCCUPATIONAL ACCIDENT POOL	IL	OTH/G	OH	0	0	0	106,185	0	0

ANNUAL STATEMENT FOR THE YEAR 2024 OF THE General Re Life Corporation

SCHEDULE S - PART 1 - SECTION 2

Reinsurance Assumed Accident and Health Insurance Listed by Reinsured Company as of December 31, Current Year

1	2	3	4	5	6	7	8	9	10	11	12	13
NAIC Company Code	ID Number	Effective Date	Name of Reinsured	Domiciliary Jurisdiction	Type of Reinsurance Assumed	Type of Business Assumed	Premiums	Unearned Premiums	Reserve Liability Other Than for Unearned Premiums	Reinsurance Payable on Paid and Unpaid Losses	Modified Coinsurance Reserve	Funds Withheld Under Coinsurance
00000	AA-9995107	01/01/1998	OCCUPATIONAL ACCIDENT POOL	IL	OTH/G	OH	0	0	0	19,678	0	0
00000	AA-9995107	03/01/1998	OCCUPATIONAL ACCIDENT POOL	IL	OTH/G	OH	0	0	0	3,019,508	0	0
00000	AA-9995107	12/01/1997	OCCUPATIONAL ACCIDENT POOL	IL	OTH/G	OH	0	0	0	300,000	0	0
00000	AA-9995107	12/01/1997	OCCUPATIONAL ACCIDENT POOL	IL	OTH/G	OH	0	0	0	2,982,701	0	0
00000	AA-9995107	12/01/1997	OCCUPATIONAL ACCIDENT POOL	IL	OTH/G	OH	0	0	0	713,034	0	0
00000	AA-9995107	03/01/1998	OCCUPATIONAL ACCIDENT POOL	IL	OTH/G	OH	0	0	0	3,858,604	0	0
56383	31-4273120	12/31/1998	ORDER OF UNITED COMMERCIAL TRAVEL	OH	QA/I	MS	34,810	0	0	0	0	0
56383	31-4273120	07/01/2000	ORDER OF UNITED COMMERCIAL TRAVEL	OH	QA/I	MS	(14,766)	0	0	0	0	0
56383	31-4273120	06/01/2010	ORDER OF UNITED COMMERCIAL TRAVEL	OH	QA/I	MS	(17,512)	0	0	0	0	0
56383	31-4273120	08/01/2011	ORDER OF UNITED COMMERCIAL TRAVEL	OH	QA	SD	972	0	4,844	0	0	0
76112	86-0216483	09/01/1998	OXFORD LIFE INS CO	AZ	QA/I	MS	66,925	9,700	1,300	22,118	0	0
67539	72-0281240	01/01/1994	PAN AMER LIFE INS CO	LA	OTH/G	OH	0	0	0	6,719	0	0
67539	72-0281240	09/01/2016	PAN AMER LIFE INS CO	LA	QA/I	SD	27,377	0	0	4,900	0	0
61271	42-0127290	07/01/2000	PRINCIPAL LIFE INS CO	IA	QA/I	MS	18,422,396	991,100	1,251,400	3,939,227	0	0
67105	41-0451140	01/01/2006	RELIASTAR LIFE INS CO	MN	OTH/G	LTDI	0	0	1,771,381	57,169	0	0
65005	41-0823832	10/08/2007	RIVERSOURCE LIFE INS CO	MN	QA/I	LTDI	1,079,373	417,756	4,514,656	910,418	0	0
65005	41-0823832	10/01/2021	RIVERSOURCE LIFE INS CO	MN	OTH/I	LTDI	429,688	119,617	212,468	124,832	0	0
80594	41-0987741	08/16/2010	RIVERSOURCE LIFE INS CO OF NY	NY	QA/I	LTDI	59,558	25,485	115,412	37,269	0	0
80594	41-0987741	06/25/2022	RIVERSOURCE LIFE INS CO OF NY	NY	QA/I	LTDI	16,016	5,597	8,157	3,726	0	0
62952	87-0129771	12/31/2013	SILAC INS CO	IN	QA/I	MS	4,881,393	334,600	0	1,560,017	0	0
00000	AA-9995074	04/01/1994	SPECIAL RISK REINS FACILITY	MA	OTH/G	OH	0	0	0	63,696	0	0
00000	AA-9995074	07/01/1991	SPECIAL RISK REINS FACILITY	MA	OTH/G	OH	0	0	0	902,965	0	0
00000	AA-9995074	07/01/1991	SPECIAL RISK REINS FACILITY	MA	OTH/G	OH	0	0	0	159,452	0	0
00000	AA-9995074	07/01/1996	SPECIAL RISK REINS FACILITY	MA	OTH/G	OH	0	0	0	4,416	0	0
00000	AA-9995074	01/01/1998	SPECIAL RISK REINS FACILITY	MA	OTH/G	OH	0	0	0	310,194	0	0
00000	AA-9995074	01/01/1998	SPECIAL RISK REINS FACILITY	MA	OTH/G	OH	0	0	0	192,896	0	0
00000	AA-9995074	01/01/1999	SPECIAL RISK REINS FACILITY	MA	OTH/G	OH	0	0	0	27,153	0	0
86355	73-0994234	12/01/1997	STANDARD LIFE & ACCIDENT INS CO	TX	QA/I	LTC	6,246	3,536	45,783	85,622	0	0
25178	37-0533100	01/01/2008	STATE FARM MUT AUTO INS CO	IL	QA/I	LTDI	1,335,940	0	3,074,642	939,303	0	0
69132	58-1449898	01/01/1993	STATE MUT INS CO	GA	QA/I	LTC	9,618	1,675	512,931	55,348	0	0
80926	06-0893662	01/01/2011	SUN LIFE & HLTH INS CO	MI	OTH/G	A	26,242	0	0	16,781	0	0
82627	06-0839705	01/01/1994	SWISS RE LIFE & HLTH AMER INC	MO	OTH/G	OH	0	0	0	6,617	0	0
82627	06-0839705	10/01/1994	SWISS RE LIFE & HLTH AMER INC	MO	OTH/G	OH	0	0	0	4,946,187	0	0
86231	39-0989781	01/01/1994	TRANSAMERICA LIFE INS CO	IA	OTH/G	OH	1	0	0	414,422	0	0
86231	39-0989781	08/01/1994	TRANSAMERICA LIFE INS CO	IA	OTH/G	OH	0	0	0	2,855,688	0	0
61425	36-0792925	01/01/2022	TRUSTMARK INS CO	IL	QA/I	LTC	26,099	5,390	3,979,783	174,214	0	0
11121	43-1917728	10/01/2015	UNIFIED LIFE INS CO	TX	QA/I	MS	1,166,909	59,500	0	357,202	0	0
11121	43-1917728	07/01/2020	UNIFIED LIFE INS CO	TX	OTH/I	SD	7,108	0	0	779	0	0
11596	01-0637149	01/01/2010	UNIMERICA LIFE INS CO OF NY	NY	OTH/G	A	507	0	0	90	0	0
69744	13-1423090	07/01/2016	UNION LABOR LIFE INS CO	MD	OTH/G	A	2,361,885	294,823	5,737,319	449,070	0	0
69744	13-1423090	07/01/2016	UNION LABOR LIFE INS CO	MD	OTH/G	A	436,322	61,655	640,764	74,152	0	0
69744	13-1423090	10/01/1994	UNION LABOR LIFE INS CO	MD	QA/I	LTDI	9,918	1,271	87,428	21,928	0	0
69744	13-1423090	11/01/2020	UNION LABOR LIFE INS CO	MD	OTH/I	SD	497	0	0	530	0	0
69892	35-1097117	03/01/2007	UNITED FARM FAMILY LIFE INS CO	IN	QA/I	LTDI	3,644	2,043	13,869	11,538	0	0
79413	36-2739571	01/01/2010	UNITEDHEALTHCARE INS CO	CT	OTH/G	A	42,795	0	0	9,200	0	0
79413	36-2739571	01/01/2010	UNITEDHEALTHCARE INS CO	CT	OTH/G	A	504,053	0	0	165,620	0	0
70122	73-0493220	08/01/2017	UNIVERSAL FIDELITY LIFE INS CO	OK	QA/I	MS	2,259,400	53,300	0	607,510	0	0
62235	01-0278678	01/01/2000	UNUM LIFE INS CO OF AMER	ME	OTH/G	A	622,118	0	0	762,158	0	0
62235	01-0278678	01/01/2009	UNUM LIFE INS CO OF AMER	ME	OTH/G	A	405,216	0	0	236,224	0	0
62235	01-0278678	09/01/2012	UNUM LIFE INS CO OF AMER	ME	OTH/G	LTDI	432,318	0	445,655	247,561	0	0
14165	32-0348453	11/01/2015	US ALLIANCE LIFE & SECURITY CO	ND	OTH/G	A	5,007	0	0	3,333	0	0
14165	32-0348453	03/01/2015	US ALLIANCE LIFE & SECURITY CO	ND	OTH/G	A	48,423	0	0	27,500	0	0
14165	32-0348453	09/01/2016	US ALLIANCE LIFE & SECURITY CO	ND	QA/I	SD	6,621	0	20,026	655	0	0
14165	32-0348453	05/01/2018	US ALLIANCE LIFE & SECURITY CO	ND	QA/I	SD	49,600	0	0	11,660	0	0
97772	06-1341715	11/01/1996	US HLTH & LIFE INS CO INC	MI	QA/I	MS	5,223	200	0	514	0	0
29599	52-1504975	10/01/1998	US SPECIALTY INS CO	TX	OTH/G	OH	0	0	0	30,447	0	0
94358	71-0505232	05/01/1995	USABLE LIFE	AR	OTH/I	SD	1,165	0	17,610	135	0	0

ANNUAL STATEMENT FOR THE YEAR 2024 OF THE General Re Life Corporation

SCHEDULE S - PART 1 - SECTION 2

Reinsurance Assumed Accident and Health Insurance Listed by Reinsured Company as of December 31, Current Year

1	2	3	4	5	6	7	8	9	10	11	12	13
NAIC Company Code	ID Number	Effective Date	Name of Reinsured	Domiciliary Jurisdiction	Type of Reinsurance Assumed	Type of Business Assumed	Premiums	Unearned Premiums	Reserve Liability Other Than for Unearned Premiums	Reinsurance Payable on Paid and Unpaid Losses	Modified Coinsurance Reserve	Funds Withheld Under Coinsurance
94358	71-0505232	09/01/1995	USABLE LIFE	AR	QA/I	MS	2,363	0	0	0	0	0
94358	71-0505232	04/01/2003	USABLE LIFE	AR	QA	SD	44,690	0	665,161	12,900	0	0
94358	71-0505232	01/01/2008	USABLE LIFE	AR	OTH/I	SD	66,761	0	925,112	17,493	0	0
80942	41-0991508	10/01/1995	VENERABLE INS & ANN CO	IA	QA/I	LTD1	0	0	77,227	12,154	0	0
80942	41-0991508	10/01/1995	VENERABLE INS & ANN CO	IA	QA/I	LTD1	16	1	24,894	177	0	0
10030	92-0040526	10/01/1998	WESTCHESTER FIRE INS CO	PA	OTH/G	OH	0	0	0	586,365	0	0
70483	31-0487145	10/01/2009	WESTERN & SOUTHERN LIFE INS CO	OH	QA/I	SD	3,473,767	137,943	10,232,351	830,131	0	0
62413	36-0947200	01/01/1999	WILCAC LIFE INS CO	IL	OTH/G	OH	0	0	0	110,596	0	0
62413	36-0947200	01/01/1995	WILCAC LIFE INS CO	IL	OTH/G	OH	0	0	0	143,370	0	0
62413	36-0947200	01/01/1999	WILCAC LIFE INS CO	IL	OTH/G	OH	0	0	0	1,824,647	0	0
60704	94-1516991	07/04/2003	WILTON REASSUR LIFE CO OF NY	NY	QA/I	LTD1	10,751	0	0	18,473	0	0
0899999. U.S. Non-Affiliates							285,436,006	35,359,561	1,101,844,693	157,454,196	0	0
00000	AA-3190447	01/01/2005	AETNA LIFE & CAS (BERMUDA) LTD	BMU	OTH/G	LTD1	0	0	552,284	12,600	0	0
00000	AA-1122000	01/01/1997	LLOYD'S OF LONDON	GBR	OTH/G	OH	0	0	0	101,134	0	0
00000	AA-1122000	01/01/1998	LLOYD'S OF LONDON	GBR	OTH/G	OH	0	0	0	3,550	0	0
00000	AA-1561039	01/01/2011	SUN LIFE ASSUR CO OF CANADA	CAN	OTH/G	A	306,575	0	0	211,712	0	0
0999999. Non-U.S. Non-Affiliates							306,575	0	552,284	328,996	0	0
1099999. Total - Non-Affiliates							285,742,582	35,359,561	1,102,396,977	157,783,192	0	0
1199999. Total U.S. (Sum of 0399999 and 0899999)							320,006,731	37,645,477	1,114,090,760	165,104,944	0	0
1299999. Total Non-U.S. (Sum of 0699999 and 0999999)							78,206,614	0	308,098,175	40,598,672	0	0
9999999 - Totals							398,213,346	37,645,477	1,422,188,935	205,703,616	0	0

ANNUAL STATEMENT FOR THE YEAR 2024 OF THE General Re Life Corporation

SCHEDULE S - PART 2

Reinsurance Recoverable on Paid and Unpaid Losses Listed by Reinsuring Company as of December 31, Current Year

1 NAIC Company Code	2 ID Number	3 Effective Date	4 Name of Company	5 Domiciliary Jurisdiction	6 Paid Losses	7 Unpaid Losses
62345	47-0766667	01/01/1991	BERKSHIRE HATHAWAY LIFE INS CO NE	NE		28,828
0299999. Life and Annuity - U.S. Affiliates - Other					0	28,828
0399999. Total Life and Annuity - U.S. Affiliates					0	28,828
00000	AA-3770417	01/01/1997	BRITISH INS CO OF CAYMAN	CYM		2,067
00000	AA-1340145	01/01/1968	GENERAL REINS AG	DEU		256,630
00000	AA-1340145	01/01/1994	GENERAL REINS AG	DEU		38,133
00000	AA-1340145	10/01/2023	GENERAL REINS AG	DEU	307,500	2,047,737
00000	AA-1340145	10/01/2023	GENERAL REINS AG	DEU	1,830,994	8,753,402
0599999. Life and Annuity - Non-U.S. Affiliates - Other					2,138,494	11,097,969
0699999. Total Life and Annuity - Non-U.S. Affiliates					2,138,494	11,097,969
0799999. Total Life and Annuity - Affiliates					2,138,494	11,126,797
62944	13-5570651	01/01/1987	AXA EQUITABLE LIFE INS CO	NY	361,503	
68322	84-0467907	01/01/1982	GREAT W LIFE & ANN INS CO	CO		359
67466	95-1079000	01/01/1986	PACIFIC LIFE INS CO	NE	306,662	569,983
67105	41-0451140	10/12/1977	RELIASTAR LIFE INS CO	MN		255
93572	43-1235868	03/01/1978	RGA REINS CO	MO		359
93572	43-1235868	01/01/1982	RGA REINS CO	MO		2
93572	43-1235868	07/01/1981	RGA REINS CO	MO		11
82627	06-0839705	01/01/1991	SWISS RE LIFE & HLTH AMER INC	MO		1,940
0899999. Life and Annuity - U.S. Non-Affiliates					668,165	572,909
00000	AA-1560188	01/01/1982	RGA LIFE REINS CO OF CANADA	CAN		495
00000	AA-1320012	01/01/1994	AXA CORPORATE SOLUTIONS ASSUR	FRA		902
0999999. Life and Annuity - Non-U.S. Non-Affiliates					0	1,397
1099999. Total Life and Annuity - Non-Affiliates					668,165	574,306
1199999. Total Life and Annuity					2,806,659	11,701,103
20087	47-0355979	10/01/2017	NATIONAL INDEMNITY COMPANY - NE	NE		62,219,095
1399999. Accident and Health - U.S. Affiliates - Other					0	62,219,095
1499999. Total Accident and Health - U.S. Affiliates					0	62,219,095
1799999. Total Accident and Health - Non-U.S. Affiliates					0	0
1899999. Total Accident and Health - Affiliates					0	62,219,095
71404	47-0463747	10/01/1994	CONTINENTAL GENERAL INSURANCE COMPANY	TX		19,735
71404	47-0463747	10/01/1994	CONTINENTAL GENERAL INSURANCE COMPANY	TX		10,938
67814	06-0493340	12/01/1997	NASSAU LIFE INS CO	NY		200,160
76112	86-0216483	07/01/1996	OXFORD LIFE INS CO	AZ		14,534
76112	86-0216483	07/01/1996	OXFORD LIFE INS CO	AZ		11,290
76112	86-0216483	10/01/1997	OXFORD LIFE INS CO	AZ		106,903
80802	38-1082080	12/01/1997	SUN LIFE ASSUR CO OF CANADA (US BRANCH)	MI		446,604
1999999. Accident and Health - U.S. Non-Affiliates					0	810,164
00000	AA-1120105	12/01/1997	LLOYD'S SYNDICATE NUMBER 1110	GBR		682,960
2099999. Accident and Health - Non-U.S. Non-Affiliates					0	682,960
2199999. Total Accident and Health - Non-Affiliates					0	1,493,124
2299999. Total Accident and Health					0	63,712,219
2399999. Total U.S. (Sum of 0399999, 0899999, 1499999 and 1999999)					668,165	63,630,996
2499999. Total Non-U.S. (Sum of 0699999, 0999999, 1799999 and 2099999)					2,138,494	11,782,326
9999999 Totals - Life, Annuity and Accident and Health					2,806,659	75,413,322

ANNUAL STATEMENT FOR THE YEAR 2024 OF THE General Re Life Corporation

SCHEDULE S - PART 3 - SECTION 1

Reinsurance Ceded Life Insurance, Annuities, Deposit Funds and Other Liabilities Without Life or Disability Contingencies, and Related Benefits Listed by Reinsuring Company as of December 31, Current Year

1 NAIC Company Code	2 ID Number	3 Effective Date	4 Name of Company	5 Domi-ciliary Juris-diction	6 Type of Reinsurance Ceded	7 Type of Business Ceded	8 Amount in Force at End of Year	Reserve Credit Taken		11 Premiums	Outstanding Surplus Relief		14 Modified Coinsurance Reserve	15 Funds Withheld Under Coinsurance
								9 Current Year	10 Prior Year		12 Current Year	13 Prior Year		
62345	47-0766667	01/01/1991	BERKSHIRE HATHAWAY LIFE INS CO NE	NE	YRT/I	OL	0	0	8,233	50,802	0	0	0	0
62345	47-0766667	01/01/1991	BERKSHIRE HATHAWAY LIFE INS CO NE	NE	CO/I	OL	0	0	1,153	6,569	0	0	0	0
62345	47-0766667	01/01/1991	BERKSHIRE HATHAWAY LIFE INS CO NE	NE	YRT/I	OL	0	0	3,636	33,909	0	0	0	0
62345	47-0766667	01/01/1991	BERKSHIRE HATHAWAY LIFE INS CO NE	NE	CO/I	OL	0	0	1,272	4,385	0	0	0	0
62345	47-0766667	01/01/1982	BERKSHIRE HATHAWAY LIFE INS CO NE	NE	CO/I	OL	0	0	501	0	0	0	0	0
62345	47-0766667	01/01/2012	BERKSHIRE HATHAWAY LIFE INS CO NE	NE	YRT/I	OL	95,670,487	0	147,506	362,581	0	0	0	0
0299999. General Account - Authorized U.S. Affiliates - Other							95,670,487	0	162,301	458,245	0	0	0	0
0399999. Total General Account - Authorized U.S. Affiliates							95,670,487	0	162,301	458,245	0	0	0	0
0699999. Total General Account - Authorized Non-U.S. Affiliates							0	0	0	0	0	0	0	0
0799999. Total General Account - Authorized Affiliates							95,670,487	0	162,301	458,245	0	0	0	0
62308	06-0303370	07/01/2004	CONNECTICUT GEN LIFE INS CO	CT	YRT/I	OL	0	220,503	19,741	348,745	0	0	0	0
68322	84-0467907	01/01/1982	EMPOWER ANN INS CO OF AMERICA	CO	YRT/I	OL	0	0	301	4,450	0	0	0	0
62944	13-5570651	01/01/1997	EQUITABLE FINANCIAL LIFE INS CO	NY	YRT/I	OL	0	0	0	(8,925)	0	0	0	0
62944	13-5570651	01/01/1997	EQUITABLE FINANCIAL LIFE INS CO	NY	CO/I	OL	0	0	0	(299)	0	0	0	0
62944	13-5570651	01/01/1982	EQUITABLE FINANCIAL LIFE INS CO	NY	CO/I	OL	0	0	301	0	0	0	0	0
62944	13-5570651	01/01/1979	EQUITABLE FINANCIAL LIFE INS CO	NY	YRT/I	OL	0	0	148,044	(344,954)	0	0	0	0
62944	13-5570651	01/01/1979	EQUITABLE FINANCIAL LIFE INS CO	NY	CO/I	OL	0	0	1,516	0	0	0	0	0
62944	13-5570651	01/01/1987	EQUITABLE FINANCIAL LIFE INS CO	NY	YRT/I	OL	0	0	316,726	(1,292,543)	0	0	0	0
62944	13-5570651	01/01/1987	EQUITABLE FINANCIAL LIFE INS CO	NY	YRT/I	XXXL	0	0	38,521	(157,201)	0	0	0	0
62944	13-5570651	01/01/1987	EQUITABLE FINANCIAL LIFE INS CO	NY	YRT/I	XXXL0	0	0	72,762	(296,935)	0	0	0	0
62944	13-5570651	01/01/1987	EQUITABLE FINANCIAL LIFE INS CO	NY	CO/I	OL	0	0	3,202,458	(4,907)	0	0	0	0
62944	13-5570651	01/01/1987	EQUITABLE FINANCIAL LIFE INS CO	NY	CO/I	XXXL	0	0	389,488	(597)	0	0	0	0
62944	13-5570651	01/01/1987	EQUITABLE FINANCIAL LIFE INS CO	NY	CO/I	XXXL0	0	0	735,699	(1,127)	0	0	0	0
62944	13-5570651	01/01/1987	EQUITABLE FINANCIAL LIFE INS CO	NY	YRT/I	OL	0	0	7,647	(12,184)	0	0	0	0
62944	13-5570651	01/01/1987	EQUITABLE FINANCIAL LIFE INS CO	NY	YRT/I	XXXL	0	0	930	(1,482)	0	0	0	0
62944	13-5570651	01/01/1987	EQUITABLE FINANCIAL LIFE INS CO	NY	YRT/I	XXXL0	0	0	1,757	(2,799)	0	0	0	0
62944	13-5570651	01/01/1987	EQUITABLE FINANCIAL LIFE INS CO	NY	CO/I	OL	0	0	0	(223)	0	0	0	0
62944	13-5570651	01/01/1987	EQUITABLE FINANCIAL LIFE INS CO	NY	CO/I	XXXL	0	0	0	(27)	0	0	0	0
62944	13-5570651	01/01/1987	EQUITABLE FINANCIAL LIFE INS CO	NY	CO/I	XXXL0	0	0	0	(51)	0	0	0	0
62944	13-5570651	01/01/1987	EQUITABLE FINANCIAL LIFE INS CO	NY	YRT/I	OL	0	0	0	0	0	0	0	0
62944	13-5570651	01/01/1987	EQUITABLE FINANCIAL LIFE INS CO	NY	CO/I	OL	0	0	162,841	(54,531)	0	0	0	0
67466	95-1079000	01/01/1997	PACIFIC LIFE INS CO	NE	CO/I	OL	2,531,612	0	0	23,808	0	0	0	0
67466	95-1079000	01/01/1986	PACIFIC LIFE INS CO	NE	YRT/I	OL	45,997,971	130,787	75,132	739,035	0	0	0	0
67466	95-1079000	01/01/1986	PACIFIC LIFE INS CO	NE	CO/I	OL	204,154,146	580,477	649,831	3,280,015	0	0	0	0
67466	95-1079000	01/01/1991	PACIFIC LIFE INS CO	NE	YRT/I	OL	0	0	0	34,517	0	0	0	0
67466	95-1079000	01/01/1991	PACIFIC LIFE INS CO	NE	CO/I	OL	0	0	0	4,247	0	0	0	0
67466	95-1079000	04/01/1999	PACIFIC LIFE INS CO	NE	YRT/I	OL	21,925,458	322,338	346,710	612,114	0	0	0	0
67466	95-1079000	01/01/1980	PACIFIC LIFE INS CO	NE	YRT/I	OL	1,870,400	21,634	24,121	22,730	0	0	0	0
67466	95-1079000	01/01/1980	PACIFIC LIFE INS CO	NE	CO/I	OL	169,295	1,958	0	2,064	0	0	0	0
67466	95-1079000	01/01/1987	PACIFIC LIFE INS CO	NE	YRT/I	OL	2,788,692	99,032	107,132	249,601	0	0	0	0
67466	95-1079000	01/01/1987	PACIFIC LIFE INS CO	NE	CO/I	OL	0	0	0	(2,566)	0	0	0	0
67105	41-0451140	10/12/1977	RELIASTAR LIFE INS CO	MN	YRT/I	OL	14,091	1,119	1,102	6,411	0	0	0	0
93572	43-1235868	03/01/1978	RGA REINS CO	MO	YRT/I	OL	28,182	2,237	2,203	13,356	0	0	0	0
93572	43-1235868	01/01/1982	RGA REINS CO	MO	YRT/I	OL	0	0	0	80	0	0	0	0
93572	43-1235868	01/01/1982	RGA REINS CO	MO	CO/I	OL	85,426	2,491	2,542	11	0	0	0	0
93572	43-1235868	07/01/1981	RGA REINS CO	MO	YRT/I	OL	289,141	13,458	27,657	14,037	0	0	0	0
87017	62-1003368	01/01/1969	SCOR GLOBAL LIFE RE INS CO OF DE	DE	YRT/I	OL	45,386	3,865	3,865	7,489	0	0	0	0
82627	06-0839705	01/01/1991	SWISS RE LIFE & HLTH AMER INC	MO	YRT/I	OL	560,784	2,383	2,654	16,787	0	0	0	0
82627	06-0839705	01/01/1991	SWISS RE LIFE & HLTH AMER INC	MO	CO/I	OL	86,855	369	725	2,609	0	0	0	0
82627	06-0839705	01/01/1969	SWISS RE LIFE & HLTH AMER INC	MO	YRT/I	OL	14,091	1,119	1,102	5,725	0	0	0	0
0899999. General Account - Authorized U.S. Non-Affiliates							280,561,530	1,403,770	6,343,207	3,206,718	0	0	0	0
00000	AA-1320012	01/01/1994	AXA CORPORATE SOLUTIONS ASSUR	FRA	YRT/I	OL	106,701	279	(194)	1,500	0	0	0	0
00000	AA-1320012	01/01/1994	AXA CORPORATE SOLUTIONS ASSUR	FRA	CO/I	OL	538,155	1,405	1,779	7,564	0	0	0	0
00000	AA-3160094	07/01/1998	GEN & COLOGNE LIFE RE(BARBADOS) LTD	BRB	CO/I	OL	0	0	0	(18,025)	0	0	0	0
00000	AA-1560188	01/01/1982	RGA LIFE REINS CO OF CANADA	CAN	YRT/I	OL	89,987	3,903	3,204	10,016	0	0	0	0
0999999. General Account - Authorized Non-U.S. Non-Affiliates							734,843	5,587	4,789	1,054	0	0	0	0

ANNUAL STATEMENT FOR THE YEAR 2024 OF THE General Re Life Corporation

SCHEDULE S - PART 3 - SECTION 1

Reinsurance Ceded Life Insurance, Annuities, Deposit Funds and Other Liabilities Without Life or Disability Contingencies, and Related Benefits Listed by Reinsuring Company as of December 31, Current Year

1 NAIC Company Code	2 ID Number	3 Effective Date	4 Name of Company	5 Domi- ciliary Juris- diction	6 Type of Reinsurance Ceded	7 Type of Business Ceded	8 Amount in Force at End of Year	Reserve Credit Taken		11 Premiums	Outstanding Surplus Relief		14 Modified Coinsurance Reserve	15 Funds Withheld Under Coinsurance	
								9 Current Year	10 Prior Year		12 Current Year	13 Prior Year			
1099999. Total General Account - Authorized Non-Affiliates							281,296,373	1,409,356	6,347,996	3,207,772	0	0	0	0	
1199999. Total General Account Authorized							376,966,860	1,409,356	6,510,297	3,666,018	0	0	0	0	
1499999. Total General Account - Unauthorized U.S. Affiliates							0	0	0	0	0	0	0	0	
.....00000	..AA-3770417	..01/01/1997	BRITISH INS CO OF CAYMAN	CYM.CO/IOL	0	0	0	20,240	0	0	0	0	
.....00000	..AA-3770417	..01/01/1997	BRITISH INS CO OF CAYMAN	CYM.YRT/IOL	0	0	0	3,569	0	0	0	0	
.....00000	..AA-1340145	..01/01/1994	GENERAL REINS AG	DEU.YRT/IOL	39,220,496	0	0	221,688	0	0	0	0	
.....00000	..AA-1340145	..01/01/1994	GENERAL REINS AG	DEU.YRT/IXXLO	1,634,228	0	0	9,237	0	0	0	0	
.....00000	..AA-1340145	..01/01/1994	GENERAL REINS AG	DEU.CO/IOL	1,339,633	0	0	7,572	0	0	0	0	
.....00000	..AA-1340145	..01/01/1994	GENERAL REINS AG	DEU.CO/IXXLO	55,819	0	0	316	0	0	0	0	
.....00000	..AA-1340145	..01/01/1994	GENERAL REINS AG	DEU.YRT/IOL	6,657,848	0	40,197	124,721	0	0	0	0	
.....00000	..AA-1340145	..01/01/1994	GENERAL REINS AG	DEU.YRT/IXXLO	277,423	0	1,675	5,197	0	0	0	0	
.....00000	..AA-1340145	..01/01/1994	GENERAL REINS AG	DEU.CO/IOL	227,409	0	0	4,260	0	0	0	0	
.....00000	..AA-1340145	..01/01/1994	GENERAL REINS AG	DEU.CO/IXXLO	9,476	0	0	178	0	0	0	0	
.....00000	..AA-1340145	..01/01/1968	GENERAL REINS AG	DEU.YRT/IOL	0	0	0	(356,443)	0	0	0	0	
.....00000	..AA-1340145	..01/01/1968	GENERAL REINS AG	DEU.YRT/IXXLO	0	0	0	(14,852)	0	0	0	0	
.....00000	..AA-1340145	..01/01/1968	GENERAL REINS AG	DEU.CO/IOL	256,992,290	0	0	2,072,220	0	0	5,417,432	0	
.....00000	..AA-1340145	..01/01/1968	GENERAL REINS AG	DEU.CO/IXXLO	10,708,029	0	0	86,343	0	0	0	0	
1699999. General Account - Unauthorized Non-U.S. Affiliates - Other							317,122,651	0	41,872	2,184,245	0	0	5,417,432	0	
1799999. Total General Account - Unauthorized Non-U.S. Affiliates							317,122,651	0	41,872	2,184,245	0	0	5,417,432	0	
1899999. Total General Account - Unauthorized Affiliates							317,122,651	0	41,872	2,184,245	0	0	5,417,432	0	
2199999. Total General Account - Unauthorized Non-Affiliates							0	0	0	0	0	0	0	0	0
2299999. Total General Account Unauthorized							317,122,651	0	41,872	2,184,245	0	0	5,417,432	0	
2599999. Total General Account - Certified U.S. Affiliates							0	0	0	0	0	0	0	0	
.....00000	..AA-1340145	..04/01/2021	GENERAL REINS AG	DEU.CO/IXXLO	0	0	0	1,543,385	0	0	0	0	
2799999. General Account - Certified Non-U.S. Affiliates - Other							0	0	0	1,543,385	0	0	0	0	
2899999. Total General Account - Certified Non-U.S. Affiliates							0	0	0	1,543,385	0	0	0	0	
2999999. Total General Account - Certified Affiliates							0	0	0	1,543,385	0	0	0	0	
3299999. Total General Account - Certified Non-Affiliates							0	0	0	0	0	0	0	0	
3399999. Total General Account Certified							0	0	0	1,543,385	0	0	0	0	
3699999. Total General Account - Reciprocal Jurisdiction U.S. Affiliates							0	0	0	0	0	0	0	0	
.....00000	..AA-1340145	..10/01/2023	GENERAL REINS AG	DEU.CO/IOL	16,557,187,665	598,694,063	98,671,390	42,034,386	0	0	0	0	
.....00000	..AA-1340145	..10/01/2023	GENERAL REINS AG	DEU.CO/IXXLO	689,883,882	30,384,514	4,111,411	1,751,435	0	0	0	0	
.....00000	..AA-1340145	..10/01/2023	GENERAL REINS AG	DEU.CO/IXXLO	20,453,073,797	1,262,875,222	933,734,379	14,439,283	0	0	0	0	
3899999. General Account - Reciprocal Jurisdiction Non-U.S. Affiliates - Other							37,700,145,344	1,891,953,799	1,036,517,180	58,225,105	0	0	0	0	
3999999. Total General Account - Reciprocal Jurisdiction Non-U.S. Affiliates							37,700,145,344	1,891,953,799	1,036,517,180	58,225,105	0	0	0	0	
4099999. Total General Account - Reciprocal Jurisdiction Affiliates							37,700,145,344	1,891,953,799	1,036,517,180	58,225,105	0	0	0	0	
4399999. Total General Account - Reciprocal Jurisdiction Non-Affiliates							0	0	0	0	0	0	0	0	
4499999. Total General Account Reciprocal Jurisdiction							37,700,145,344	1,891,953,799	1,036,517,180	58,225,105	0	0	0	0	
4599999. Total General Account Authorized, Unauthorized, Reciprocal Jurisdiction and Certified							38,394,234,854	1,893,363,155	1,043,069,349	65,618,753	0	0	5,417,432	0	
4899999. Total Separate Accounts - Authorized U.S. Affiliates							0	0	0	0	0	0	0	0	
5199999. Total Separate Accounts - Authorized Non-U.S. Affiliates							0	0	0	0	0	0	0	0	
5299999. Total Separate Accounts - Authorized Affiliates							0	0	0	0	0	0	0	0	
5599999. Total Separate Accounts - Authorized Non-Affiliates							0	0	0	0	0	0	0	0	
5699999. Total Separate Accounts Authorized							0	0	0	0	0	0	0	0	
5999999. Total Separate Accounts - Unauthorized U.S. Affiliates							0	0	0	0	0	0	0	0	
6299999. Total Separate Accounts - Unauthorized Non-U.S. Affiliates							0	0	0	0	0	0	0	0	
6399999. Total Separate Accounts - Unauthorized Affiliates							0	0	0	0	0	0	0	0	
6699999. Total Separate Accounts - Unauthorized Non-Affiliates							0	0	0	0	0	0	0	0	
6799999. Total Separate Accounts Unauthorized							0	0	0	0	0	0	0	0	
7099999. Total Separate Accounts - Certified U.S. Affiliates							0	0	0	0	0	0	0	0	
7399999. Total Separate Accounts - Certified Non-U.S. Affiliates							0	0	0	0	0	0	0	0	
7499999. Total Separate Accounts - Certified Affiliates							0	0	0	0	0	0	0	0	
7799999. Total Separate Accounts - Certified Non-Affiliates							0	0	0	0	0	0	0	0	

ANNUAL STATEMENT FOR THE YEAR 2024 OF THE General Re Life Corporation

SCHEDULE S - PART 3 - SECTION 1

Reinsurance Ceded Life Insurance, Annuities, Deposit Funds and Other Liabilities Without Life or Disability Contingencies, and Related Benefits Listed by Reinsuring Company as of December 31, Current Year

1 NAIC Company Code	2 ID Number	3 Effective Date	4 Name of Company	5 Domi- ciliary Juris- diction	6 Type of Reinsurance Ceded	7 Type of Business Ceded	8 Amount in Force at End of Year	Reserve Credit Taken		11 Premiums	Outstanding Surplus Relief		14 Modified Coinsurance Reserve	15 Funds Withheld Under Coinsurance
								9 Current Year	10 Prior Year		12 Current Year	13 Prior Year		
7899999			Total Separate Accounts Certified				0	0	0	0	0	0	0	0
8199999			Total Separate Accounts - Reciprocal Jurisdiction U.S. Affiliates				0	0	0	0	0	0	0	0
8499999			Total Separate Accounts - Reciprocal Jurisdiction Non-U.S. Affiliates				0	0	0	0	0	0	0	0
8599999			Total Separate Accounts - Reciprocal Jurisdiction Affiliates				0	0	0	0	0	0	0	0
8899999			Total Separate Accounts - Reciprocal Jurisdiction Non-Affiliates				0	0	0	0	0	0	0	0
8999999			Total Separate Accounts Reciprocal Jurisdiction				0	0	0	0	0	0	0	0
9099999			Total Separate Accounts Authorized, Unauthorized, Reciprocal Jurisdiction and Certified				0	0	0	0	0	0	0	0
9199999			Total U.S. (Sum of 0399999, 0899999, 1499999, 1999999, 2599999, 3099999, 3699999, 4199999, 4899999, 5399999, 5999999, 6499999, 7099999, 7599999, 8199999 and 8699999)				376,232,017	1,403,770	6,505,508	3,664,964	0	0	0	0
9299999			Total Non-U.S. (Sum of 0699999, 0999999, 1799999, 2099999, 2899999, 3199999, 3999999, 4299999, 5199999, 5499999, 6299999, 6599999, 7399999, 7699999, 8499999 and 8799999)				38,018,002,837	1,891,959,386	1,036,563,841	61,953,789	0	0	5,417,432	0
9999999			Totals				38,394,234,854	1,893,363,155	1,043,069,349	65,618,753	0	0	5,417,432	0

ANNUAL STATEMENT FOR THE YEAR 2024 OF THE General Re Life Corporation

SCHEDULE S - PART 3 - SECTION 2

Reinsurance Ceded Accident and Health Insurance Listed by Reinsuring Company as of December 31, Current Year

1 NAIC Company Code	2 ID Number	3 Effective Date	4 Name of Company	5 Domi- ciliary Juris- diction	6 Type of Reinsurance Ceded	7 Type of Business Ceded	8 Premiums	9 Unearned Premiums (Estimated)	10 Reserve Credit Taken Other than for Unearned Premiums	Outstanding Surplus Relief		13 Modified Coinsurance Reserve	14 Funds Withheld Under Coinsurance
										11 Current Year	12 Prior Year		
20087	47-0355979	10/01/2017	NATIONAL INDEMNITY COMPANY	NE	QA/I	LTC	58,465,691	17,952,911	1,924,014,466				
20087	47-0355979	10/01/2017	NATIONAL INDEMNITY COMPANY	NE	QA/G	LTC	1,684,178	493,704	71,203,387				
0299999. General Account - Authorized U.S. Affiliates - Other							60,149,869	18,446,615	1,995,217,853	0	0	0	0
0399999. Total General Account - Authorized U.S. Affiliates							60,149,869	18,446,615	1,995,217,853	0	0	0	0
0699999. Total General Account - Authorized Non-U.S. Affiliates							0	0	0	0	0	0	0
0799999. Total General Account - Authorized Affiliates							60,149,869	18,446,615	1,995,217,853	0	0	0	0
71404	47-0463747	10/01/1994	CONTINENTAL GENERAL INSURANCE COMPANY	TX	QA/I	LTDI	8,926	1,144	78,686	0	0	0	0
71404	47-0463747	10/01/1995	CONTINENTAL GENERAL INSURANCE COMPANY	TX	QA/I	LTDI	0	0	69,504	0	0	0	0
76112	86-0216483	07/01/1996	OXFORD LIFE INS CO	AZ	QA/I	MS	25,696	2,894	2,654	0	0	0	0
76112	86-0216483	07/01/1996	OXFORD LIFE INS CO	AZ	QA/I	MS	57,342	6,458	5,923	0	0	0	0
76112	86-0216483	10/01/1997	OXFORD LIFE INS CO	AZ	QA/I	MS	640,171	72,098	66,123	0	0	0	0
76112	86-0216483	01/01/1996	OXFORD LIFE INS CO	AZ	QA/I	MS	788	0	0	0	0	0	0
0899999. General Account - Authorized U.S. Non-Affiliates							732,923	82,594	222,890	0	0	0	0
1099999. Total General Account - Authorized Non-Affiliates							732,923	82,594	222,890	0	0	0	0
1199999. Total General Account Authorized							60,882,792	18,529,209	1,995,440,743	0	0	0	0
1499999. Total General Account - Unauthorized U.S. Affiliates							0	0	0	0	0	0	0
1799999. Total General Account - Unauthorized Non-U.S. Affiliates							0	0	0	0	0	0	0
1899999. Total General Account - Unauthorized Affiliates							0	0	0	0	0	0	0
2199999. Total General Account - Unauthorized Non-Affiliates							0	0	0	0	0	0	0
2299999. Total General Account Unauthorized							0	0	0	0	0	0	0
2599999. Total General Account - Certified U.S. Affiliates							0	0	0	0	0	0	0
2899999. Total General Account - Certified Non-U.S. Affiliates							0	0	0	0	0	0	0
2999999. Total General Account - Certified Affiliates							0	0	0	0	0	0	0
3299999. Total General Account - Certified Non-Affiliates							0	0	0	0	0	0	0
3399999. Total General Account Certified							0	0	0	0	0	0	0
3699999. Total General Account - Reciprocal Jurisdiction U.S. Affiliates							0	0	0	0	0	0	0
3999999. Total General Account - Reciprocal Jurisdiction Non-U.S. Affiliates							0	0	0	0	0	0	0
4099999. Total General Account - Reciprocal Jurisdiction Affiliates							0	0	0	0	0	0	0
4399999. Total General Account - Reciprocal Jurisdiction Non-Affiliates							0	0	0	0	0	0	0
4499999. Total General Account Reciprocal Jurisdiction							0	0	0	0	0	0	0
4599999. Total General Account Authorized, Unauthorized, Reciprocal Jurisdiction and Certified							60,882,792	18,529,209	1,995,440,743	0	0	0	0
4899999. Total Separate Accounts - Authorized U.S. Affiliates							0	0	0	0	0	0	0
5199999. Total Separate Accounts - Authorized Non-U.S. Affiliates							0	0	0	0	0	0	0
5299999. Total Separate Accounts - Authorized Affiliates							0	0	0	0	0	0	0
5599999. Total Separate Accounts - Authorized Non-Affiliates							0	0	0	0	0	0	0
5699999. Total Separate Accounts Authorized							0	0	0	0	0	0	0
5999999. Total Separate Accounts - Unauthorized U.S. Affiliates							0	0	0	0	0	0	0
6299999. Total Separate Accounts - Unauthorized Non-U.S. Affiliates							0	0	0	0	0	0	0
6399999. Total Separate Accounts - Unauthorized Affiliates							0	0	0	0	0	0	0
6699999. Total Separate Accounts - Unauthorized Non-Affiliates							0	0	0	0	0	0	0
6799999. Total Separate Accounts Unauthorized							0	0	0	0	0	0	0
7099999. Total Separate Accounts - Certified U.S. Affiliates							0	0	0	0	0	0	0
7399999. Total Separate Accounts - Certified Non-U.S. Affiliates							0	0	0	0	0	0	0
7499999. Total Separate Accounts - Certified Affiliates							0	0	0	0	0	0	0
7799999. Total Separate Accounts - Certified Non-Affiliates							0	0	0	0	0	0	0
7899999. Total Separate Accounts Certified							0	0	0	0	0	0	0
8199999. Total Separate Accounts - Reciprocal Jurisdiction U.S. Affiliates							0	0	0	0	0	0	0
8499999. Total Separate Accounts - Reciprocal Jurisdiction Non-U.S. Affiliates							0	0	0	0	0	0	0
8599999. Total Separate Accounts - Reciprocal Jurisdiction Affiliates							0	0	0	0	0	0	0
8899999. Total Separate Accounts - Reciprocal Jurisdiction Non-Affiliates							0	0	0	0	0	0	0
8999999. Total Separate Accounts Reciprocal Jurisdiction							0	0	0	0	0	0	0
9099999. Total Separate Accounts Authorized, Unauthorized, Reciprocal Jurisdiction and Certified							0	0	0	0	0	0	0

ANNUAL STATEMENT FOR THE YEAR 2024 OF THE General Re Life Corporation

SCHEDULE S - PART 3 - SECTION 2

Reinsurance Ceded Accident and Health Insurance Listed by Reinsuring Company as of December 31, Current Year

1 NAIC Company Code	2 ID Number	3 Effective Date	4 Name of Company	5 Domi- ciliary Juris- diction	6 Type of Reinsurance Ceded	7 Type of Business Ceded	8 Premiums	9 Unearned Premiums (Estimated)	10 Reserve Credit Taken Other than for Unearned Premiums	Outstanding Surplus Relief		13 Modified Coinsurance Reserve	14 Funds Withheld Under Coinsurance
										11 Current Year	12 Prior Year		
9199999	Total U.S. (Sum of 0399999, 0899999, 1499999, 1999999, 2599999, 3099999, 3699999, 4199999, 4899999, 5399999, 5999999, 6499999, 7099999, 7599999, 8199999 and 8699999)						60,882,792	18,529,209	1,995,440,743	0	0	0	0
9299999	Total Non-U.S. (Sum of 0699999, 0999999, 1799999, 2099999, 2899999, 3199999, 3999999, 4299999, 5199999, 5499999, 6299999, 6599999, 7399999, 7699999, 8499999 and 8799999)						0	0	0	0	0	0	0
9999999	- Totals						60,882,792	18,529,209	1,995,440,743	0	0	0	0

ANNUAL STATEMENT FOR THE YEAR 2024 OF THE General Re Life Corporation

SCHEDULE S - PART 4

Reinsurance Ceded to Unauthorized Companies

1	2	3	4	5	6	7	8	9	10	11	12	13	14	15
NAIC Company Code	ID Number	Effective Date	Name of Reinsurer	Reserve Credit Taken	Paid and Unpaid Losses Recoverable (Debit)	Other Debits	Total (Cols.5+6+7)	Letters of Credit	Issuing or Confirming Bank Reference Number (a)	Trust Agreements	Funds Deposited by and Withheld from Reinsurers	Other	Miscellaneous Balances (Credit)	Sum of Cols. 9+11+12+13 +14 but not in Excess of Col. 8
0399999	Total General Account - Life and Annuity U.S. Affiliates			0	0	0	0	0	XXX	0	0	0	0	0
...00000	AA-3770417	01/01/1997	BRITISH INS CO OF CAYMAN		2,067	253	2,320						8,228	2,320
...00000	AA-1340145	01/01/1968	GENERAL REINSURANCE A.G.		256,630	37,628	294,258						606,294	294,258
...00000	AA-1340145	01/01/1994	GENERAL REINSURANCE A.G.		13,939		13,939							0
...00000	AA-1340145	01/01/1994	GENERAL REINSURANCE A.G.		24,193		24,193						60,875	24,193
0499999	General Account - Life and Annuity Non-U.S. Affiliates - Captive			0	296,829	37,881	334,710	0	XXX	0	0	0	675,397	320,771
0699999	Total General Account - Life and Annuity Non-U.S. Affiliates			0	296,829	37,881	334,710	0	XXX	0	0	0	675,397	320,771
0799999	Total General Account - Life and Annuity Affiliates			0	296,829	37,881	334,710	0	XXX	0	0	0	675,397	320,771
...00000	AA-1320012	01/01/1994	AXA CORPORATE SOLUTIONS ASSUR	1,684	902		2,586							0
...00000	AA-1560188	01/01/1982	RGA LIFE REINS CO OF CANADA	3,903	495	48	4,446						2,376	2,376
0999999	General Account - Life and Annuity Non-U.S. Non-Affiliates			5,587	1,397	48	7,032	0	XXX	0	0	0	2,376	2,376
1099999	Total General Account - Life and Annuity Non-Affiliates			5,587	1,397	48	7,032	0	XXX	0	0	0	2,376	2,376
1199999	Total General Account Life and Annuity			5,587	298,226	37,929	341,742	0	XXX	0	0	0	677,773	323,147
1499999	Total General Account - Accident and Health U.S. Affiliates			0	0	0	0	0	XXX	0	0	0	0	0
1799999	Total General Account - Accident and Health Non-U.S. Affiliates			0	0	0	0	0	XXX	0	0	0	0	0
1899999	Total General Account - Accident and Health Affiliates			0	0	0	0	0	XXX	0	0	0	0	0
2199999	Total General Account - Accident and Health Non-Affiliates			0	0	0	0	0	XXX	0	0	0	0	0
2299999	Total General Account Accident and Health			0	0	0	0	0	XXX	0	0	0	0	0
2399999	Total General Account			5,587	298,226	37,929	341,742	0	XXX	0	0	0	677,773	323,147
2699999	Total Separate Accounts - U.S. Affiliates			0	0	0	0	0	XXX	0	0	0	0	0
2999999	Total Separate Accounts - Non-U.S. Affiliates			0	0	0	0	0	XXX	0	0	0	0	0
3099999	Total Separate Accounts - Affiliates			0	0	0	0	0	XXX	0	0	0	0	0
3399999	Total Separate Accounts - Non-Affiliates			0	0	0	0	0	XXX	0	0	0	0	0
3499999	Total Separate Accounts			0	0	0	0	0	XXX	0	0	0	0	0
3599999	Total U.S. (Sum of 0399999, 0899999, 1499999, 1999999, 2699999 and 3199999)			0	0	0	0	0	XXX	0	0	0	0	0
3699999	Total Non-U.S. (Sum of 0699999, 0999999, 1799999, 2099999, 2999999 and 3299999)			5,587	298,226	37,929	341,742	0	XXX	0	0	0	677,773	323,147
9999999	- Totals			5,587	298,226	37,929	341,742	0	XXX	0	0	0	677,773	323,147

(a)

Issuing or Confirming Bank Reference Number	Letters of Credit Code	American Bankers Association (ABA) Routing Number	Issuing or Confirming Bank Name	Letters of Credit Amount

ANNUAL STATEMENT FOR THE YEAR 2024 OF THE General Re Life Corporation

SCHEDULE S - PART 5

Reinsurance Ceded to Certified Reinsurers as of December 31, Current Year (\$000 Omitted)

1	2	3	4	5	6	7	8	9	10	11	12	13	14	15	Collateral						23	24	25	26	
															16	17	18	19	20	21					22
NAIC Company Code	ID Number	Effective Date	Name of Reinsurer	Domiciliary Jurisdiction	Certified Reinsurer Rating (1 through 6)	Effective Date of Certified Reinsurer Rating	Percent Collateral Required for Full Credit (0% - 100%)	Reserve Credit Taken	Paid and Unpaid Losses Recoverable (Debit)	Other Debits	Total Recoverable/ Reserve Credit Taken (Col. 9 + 10 + 11)	Miscellaneous Balances (Credit)	Net Obligation Subject to Collateral (Col. 12 - 13)	Dollar Amount of Collateral Required for Full Credit (Col. 14 Times Col. 8)	Multiple Beneficiary Trust	Letters of Credit	Issuing or Confirming Bank Reference Number (a)	Trust Agreements	Funds Deposited by and Withheld from Reinsurers	Other	Total Collateral Provided (Col. 16 + 17 + 19 + 20 + 21)	Percent of Collateral Provided for Net Obligation Subject to Collateral (Col. 22 / Col. 14)	Percent Credit Allowed on Net Obligation Subject to Collateral (Col. 23 / Col. 8, not to Exceed 100%)	Amount of Credit Allowed for Net Obligation Subject to Collateral (Col. 14 x Col. 24)	Liability for Reinsurance with Certified Reinsurers Due to Collateral Deficiency (Col. 14 - Col. 25)
0399999. Total General Account - Life and Annuity U.S. Affiliates								0	0	0	0	0	0	0	0	XXX	0	0	0	0	0	XXX	XXX	0	0
0699999. Total General Account - Life and Annuity Non-U.S. Affiliates								0	0	0	0	0	0	0	0	XXX	0	0	0	0	0	XXX	XXX	0	0
0799999. Total General Account - Life and Annuity Affiliates								0	0	0	0	0	0	0	0	XXX	0	0	0	0	0	XXX	XXX	0	0
1099999. Total General Account - Life and Annuity Non-Affiliates								0	0	0	0	0	0	0	0	XXX	0	0	0	0	0	XXX	XXX	0	0
1199999. Total General Account Life and Annuity								0	0	0	0	0	0	0	0	XXX	0	0	0	0	0	XXX	XXX	0	0
1499999. Total General Account - Accident and Health U.S. Affiliates								0	0	0	0	0	0	0	0	XXX	0	0	0	0	0	XXX	XXX	0	0
1799999. Total General Account - Accident and Health Non-U.S. Affiliates								0	0	0	0	0	0	0	0	XXX	0	0	0	0	0	XXX	XXX	0	0
1899999. Total General Account - Accident and Health Affiliates								0	0	0	0	0	0	0	0	XXX	0	0	0	0	0	XXX	XXX	0	0
2199999. Total General Account - Accident and Health Non-Affiliates								0	0	0	0	0	0	0	0	XXX	0	0	0	0	0	XXX	XXX	0	0
2299999. Total General Account Accident and Health								0	0	0	0	0	0	0	0	XXX	0	0	0	0	0	XXX	XXX	0	0
2399999. Total General Account								0	0	0	0	0	0	0	0	XXX	0	0	0	0	0	XXX	XXX	0	0
2699999. Total Separate Accounts - U.S. Affiliates								0	0	0	0	0	0	0	0	XXX	0	0	0	0	0	XXX	XXX	0	0
2999999. Total Separate Accounts - Non-U.S. Affiliates								0	0	0	0	0	0	0	0	XXX	0	0	0	0	0	XXX	XXX	0	0
3099999. Total Separate Accounts - Affiliates								0	0	0	0	0	0	0	0	XXX	0	0	0	0	0	XXX	XXX	0	0
3399999. Total Separate Accounts - Non-Affiliates								0	0	0	0	0	0	0	0	XXX	0	0	0	0	0	XXX	XXX	0	0
3499999. Total Separate Accounts								0	0	0	0	0	0	0	0	XXX	0	0	0	0	0	XXX	XXX	0	0
3599999. Total U.S. (Sum of 0399999, 0899999, 1499999, 1999999, 2699999 and 3199999)								0	0	0	0	0	0	0	0	XXX	0	0	0	0	0	XXX	XXX	0	0
3699999. Total Non-U.S. (Sum of 0699999, 0999999, 1799999, 2099999, 2999999 and 3299999)								0	0	0	0	0	0	0	0	XXX	0	0	0	0	0	XXX	XXX	0	0
.....																									
.....																									
9999999 - Totals								0	0	0	0	0	0	0	0	XXX	0	0	0	0	0	XXX	XXX	0	0

47

(a)	Issuing or Confirming Bank Reference Number	Letters of Credit Code	American Bankers Association (ABA) Routing Number	Issuing or Confirming Bank Name	Letters of Credit Amount
-----	---------------------------------------------	------------------------	---------------------------------------------------	---------------------------------	--------------------------

ANNUAL STATEMENT FOR THE YEAR 2024 OF THE General Re Life Corporation

SCHEDULE S - PART 6

Five Year Exhibit of Reinsurance Ceded Business
(\$000 Omitted)

	1 2024	2 2023	3 2022	4 2021	5 2020
A. OPERATIONS ITEMS					
1. Premiums and annuity considerations for life and accident and health contracts	126,502	93,775	96,406	85,540	86,773
2. Commissions and reinsurance expense allowances	27,227	29,470	16,918	16,092	16,892
3. Contract claims	96,342	78,108	76,291	71,234	78,573
4. Surrender benefits and withdrawals for life contracts				0	0
5. Dividends to policyholders and refunds to members				0	0
6. Reserve adjustments on reinsurance ceded	(189)	(492)	6	(479)	458
7. Increase in aggregate reserve for life and accident and health contracts	873,485	329,293	334,334	402,607	28,810
B. BALANCE SHEET ITEMS					
8. Premiums and annuity considerations for life and accident and health contracts deferred and uncollected	58,641	23,960	18,787	15,894	14,780
9. Aggregate reserves for life and accident and health contracts	3,907,333	3,033,848	2,618,709	2,370,321	1,967,715
10. Liability for deposit-type contracts				0	0
11. Contract claims unpaid	75,413	61,708	55,940	53,199	51,535
12. Amounts recoverable on reinsurance	2,807	1,829	790	7,020	5,459
13. Experience rating refunds due or unpaid			183	112	172
14. Policyholders' dividends and refunds to members (not included in Line 10)				0	0
15. Commissions and reinsurance expense allowances due	16,020	14,262	3,494	3,867	3,329
16. Unauthorized reinsurance offset	19	3,324	66	3,549	3,096
17. Offset for reinsurance with Certified Reinsurers	0	0	0	0	0
C. UNAUTHORIZED REINSURANCE (DEPOSITS BY AND FUNDS WITHHELD FROM)					
18. Funds deposited by and withheld from (F)	0	0	0	0	0
19. Letters of credit (L)	0	0	0	0	0
20. Trust agreements (T)	0	0	0	0	0
21. Other (O)	0	0	0	0	0
D. REINSURANCE WITH CERTIFIED REINSURERS (DEPOSITS BY AND FUNDS WITHHELD FROM)					
22. Multiple Beneficiary Trust	0	500,000	59,100,000	38,105,923	0
23. Funds deposited by and withheld from (F)	0	0	0	0	0
24. Letters of credit (L)	0	0	0	0	0
25. Trust agreements (T)	0	0	0	0	0
26. Other (O)	0	0	0	0	0

ANNUAL STATEMENT FOR THE YEAR 2024 OF THE General Re Life Corporation

SCHEDULE S - PART 7

Restatement of Balance Sheet to Identify Net Credit for Ceded Reinsurance

	1 As Reported (net of ceded)	2 Restatement Adjustments	3 Restated (gross of ceded)
ASSETS (Page 2, Col. 3)			
1. Cash and invested assets (Line 12)	3,632,195,781		3,632,195,781
2. Reinsurance (Line 16)	209,095,065	(209,095,065)	0
3. Premiums and considerations (Line 15)	270,285,112	58,641,160	328,926,272
4. Net credit for ceded reinsurance	XXX	4,133,181,742	4,133,181,742
5. All other admitted assets (balance)	67,222,056		67,222,056
6. Total assets excluding Separate Accounts (Line 26)	4,178,798,014	3,982,727,837	8,161,525,851
7. Separate Account assets (Line 27)	0		0
8. Total assets (Line 28)	4,178,798,014	3,982,727,837	8,161,525,851
LIABILITIES, CAPITAL AND SURPLUS (Page 3)			
9. Contract reserves (Lines 1 and 2)	2,055,484,063	3,907,333,112	5,962,817,175
10. Liability for deposit-type contracts (Line 3)	814,806		814,806
11. Claim reserves (Line 4)	631,288,950	75,413,320	706,702,270
12. Policyholder dividends/member refunds/reserves (Lines 5 through 7)	0		0
13. Premium & annuity considerations received in advance (Line 8)	0		0
14. Other contract liabilities (Line 9)	15,284,090		15,284,090
15. Reinsurance in unauthorized companies (Line 24.02 minus inset amount)	18,595	(18,595)	0
16. Funds held under reinsurance treaties with unauthorized reinsurers (Line 24.03 minus inset amount)	0		0
17. Reinsurance with Certified Reinsurers (Line 24.02 inset amount)	0		0
18. Funds held under reinsurance treaties with Certified Reinsurers (Line 24.03 inset amount)	0		0
19. All other liabilities (balance)	129,820,936		129,820,936
20. Total liabilities excluding Separate Accounts (Line 26)	2,832,711,440	3,982,727,837	6,815,439,277
21. Separate Account liabilities (Line 27)			0
22. Total liabilities (Line 28)	2,832,711,440	3,982,727,837	6,815,439,277
23. Capital & surplus (Line 38)	1,346,086,574	XXX	1,346,086,574
24. Total liabilities, capital & surplus (Line 39)	4,178,798,014	3,982,727,837	8,161,525,851
NET CREDIT FOR CEDED REINSURANCE			
25. Contract reserves	3,907,333,112		
26. Claim reserves	75,413,320		
27. Policyholder dividends/reserves	0		
28. Premium & annuity considerations received in advance	0		
29. Liability for deposit-type contracts	0		
30. Other contract liabilities	0		
31. Reinsurance ceded assets	209,095,065		
32. Other ceded reinsurance recoverables	0		
33. Total ceded reinsurance recoverables	4,191,841,497		
34. Premiums and considerations	58,641,160		
35. Reinsurance in unauthorized companies	18,595		
36. Funds held under reinsurance treaties with unauthorized reinsurers	0		
37. Reinsurance with Certified Reinsurers	0		
38. Funds held under reinsurance treaties with Certified Reinsurers	0		
39. Other ceded reinsurance payables/offsets	0		
40. Total ceded reinsurance payable/offsets	58,659,755		
41. Total net credit for ceded reinsurance	4,133,181,742		

ANNUAL STATEMENT FOR THE YEAR 2024 OF THE General Re Life Corporation
SCHEDULE T - PREMIUMS AND ANNUITY CONSIDERATIONS (b)

Allocated by States and Territories

States, Etc.	1	Life Contracts		Direct Business Only			
		2	3	4	5	6	7
	Active Status (a)	Life Insurance Premiums	Annuity Considerations	Accident and Health Insurance Premiums, Including Policy, Membership and Other Fees	Other Considerations	Total Columns 2 through 5 (b)	Deposit-Type Contracts
1. Alabama	AL	L	0	0		0	
2. Alaska	AK	L	0	0		0	
3. Arizona	AZ	L	0	0		0	
4. Arkansas	AR	L	0	0		0	
5. California	CA	L	0	0		0	
6. Colorado	CO	L	0	0	0	0	0
7. Connecticut	CT	L	0	0		0	
8. Delaware	DE	L	0	0		0	
9. District of Columbia	DC	L	0	0		0	
10. Florida	FL	Q	0	0		0	
11. Georgia	GA	L	0	0		0	
12. Hawaii	HI	Q	0	0		0	
13. Idaho	ID	L	0	0		0	
14. Illinois	IL	L	0	0		0	
15. Indiana	IN	L	0	0		0	
16. Iowa	IA	L	0	0		0	
17. Kansas	KS	L	0	0		0	
18. Kentucky	KY	L	0	0		0	
19. Louisiana	LA	L	0	0		0	
20. Maine	ME	Q	0	0		0	
21. Maryland	MD	L	0	0		0	
22. Massachusetts	MA	L	0	0		0	
23. Michigan	MI	L	0	0		0	
24. Minnesota	MN	L	0	0		0	
25. Mississippi	MS	L	0	0		0	
26. Missouri	MO	Q	0	0		0	
27. Montana	MT	L	0	0		0	
28. Nebraska	NE	L	0	0		0	
29. Nevada	NV	L	0	0		0	
30. New Hampshire	NH	Q	0	0		0	
31. New Jersey	NJ	L	0	0		0	
32. New Mexico	NM	L	0	0		0	
33. New York	NY	Q	0	0		0	
34. North Carolina	NC	L	0	0		0	
35. North Dakota	ND	L	0	0		0	
36. Ohio	OH	L	0	0		0	
37. Oklahoma	OK	L	0	0		0	
38. Oregon	OR	L	0	0		0	
39. Pennsylvania	PA	L	0	0		0	
40. Rhode Island	RI	L	0	0		0	
41. South Carolina	SC	L	0	0		0	
42. South Dakota	SD	L	0	0		0	
43. Tennessee	TN	L	0	0		0	
44. Texas	TX	L	0	0		0	
45. Utah	UT	L	0	0		0	
46. Vermont	VT	Q	0	0		0	
47. Virginia	VA	L	0	0		0	
48. Washington	WA	L	0	0		0	
49. West Virginia	WV	L	0	0		0	
50. Wisconsin	WI	L	0	0		0	
51. Wyoming	WY	L	0	0		0	
52. American Samoa	AS	N	0	0		0	
53. Guam	GU	N	0	0		0	
54. Puerto Rico	PR	N	0	0		0	
55. U.S. Virgin Islands	VI	N	0	0		0	
56. Northern Mariana Islands	MP	N	0	0		0	
57. Canada	CAN	Q	0	0		0	
58. Aggregate Other Alien	OT	XXX	0	0	0	0	0
59. Subtotal	XXX	0	0	0	0	0	0
90. Reporting entity contributions for employee benefits plans	XXX					0	
91. Dividends or refunds applied to purchase paid-up additions and annuities	XXX					0	
92. Dividends or refunds applied to shorten endowment or premium paying period	XXX					0	
93. Premium or annuity considerations waived under disability or other contract provisions	XXX					0	
94. Aggregate or other amounts not allocable by State	XXX	0	0	0	0	0	0
95. Totals (Direct Business)	XXX	0	0	0	0	0	0
96. Plus reinsurance assumed	XXX	1,027,397,317	12,861	392,214,234	0	1,419,624,412	0
97. Totals (All Business)	XXX	1,027,397,317	12,861	392,214,234	0	1,419,624,412	0
98. Less reinsurance ceded	XXX	41,065,526		50,754,719		91,820,245	
99. Totals (All Business) less Reinsurance Ceded	XXX	986,331,791	12,861	(c) 341,459,515	0	1,327,804,167	0
DETAILS OF WRITE-INS							
58001.	XXX						
58002.	XXX						
58003.	XXX						
58998. Summary of remaining write-ins for Line 58 from overflow page	XXX	0	0	0	0	0	0
58999. Totals (Lines 58001 through 58003 plus 58998)(Line 58 above)	XXX	0	0	0	0	0	0
9401.	XXX						
9402.	XXX						
9403.	XXX						
9498. Summary of remaining write-ins for Line 94 from overflow page	XXX	0	0	0	0	0	0
9499. Totals (Lines 9401 through 9403 plus 9498)(Line 94 above)	XXX	0	0	0	0	0	0

(a) Active Status Counts:

- 1. L - Licensed or Chartered - Licensed insurance carrier or domiciled RRG..... 44
- 2. R - Registered - Non-domiciled RRGs..... 0
- 3. E - Eligible - Reporting entities eligible or approved to write surplus lines in the state..... 0
- 4. Q - Qualified - Qualified or accredited reinsurer..... 8
- 5. N - None of the above - Not allowed to write business in the state..... 5

(b) Explanation of basis of allocation by states, etc., of premiums and annuity considerations
N/A

(c) Column 4 should balance with Exhibit 1, Lines 6.4, 10.4 and 16.4, Col. 6, or with Schedule H, Part 1, Line 1, indicate which: Exhibit 1, Lines 6.4, 10.4, and 16.4, Col. 6.....

ANNUAL STATEMENT FOR THE YEAR 2024 OF THE General Re Life Corporation

SCHEDULE T - PART 2
INTERSTATE COMPACT - EXHIBIT OF PREMIUMS WRITTEN

Allocated by States and Territories

States, Etc.		Direct Business Only					
		1 Life (Group and Individual)	2 Annuities (Group and Individual)	3 Disability Income (Group and Individual)	4 Long-Term Care (Group and Individual)	5 Deposit-Type Contracts	6 Totals
1. Alabama	AL						
2. Alaska	AK						
3. Arizona	AZ						
4. Arkansas	AR						
5. California	CA						
6. Colorado	CO						
7. Connecticut	CT						
8. Delaware	DE						
9. District of Columbia	DC						
10. Florida	FL						
11. Georgia	GA						
12. Hawaii	HI						
13. Idaho	ID						
14. Illinois	IL						
15. Indiana	IN						
16. Iowa	IA						
17. Kansas	KS						
18. Kentucky	KY						
19. Louisiana	LA						
20. Maine	ME						
21. Maryland	MD						
22. Massachusetts	MA						
23. Michigan	MI						
24. Minnesota	MN						
25. Mississippi	MS						
26. Missouri	MO						
27. Montana	MT						
28. Nebraska	NE						
29. Nevada	NV						
30. New Hampshire	NH						
31. New Jersey	NJ						
32. New Mexico	NM						
33. New York	NY						
34. North Carolina	NC						
35. North Dakota	ND						
36. Ohio	OH						
37. Oklahoma	OK						
38. Oregon	OR						
39. Pennsylvania	PA						
40. Rhode Island	RI						
41. South Carolina	SC						
42. South Dakota	SD						
43. Tennessee	TN						
44. Texas	TX						
45. Utah	UT						
46. Vermont	VT						
47. Virginia	VA						
48. Washington	WA						
49. West Virginia	WV						
50. Wisconsin	WI						
51. Wyoming	WY						
52. American Samoa	AS						
53. Guam	GU						
54. Puerto Rico	PR						
55. U.S. Virgin Islands	VI						
56. Northern Mariana Islands	MP						
57. Canada	CAN						
58. Aggregate Other Alien	OT						
59. Total							

NONE

SCHEDULE Y - INFORMATION CONCERNING ACTIVITIES OF INSURER MEMBERS OF A HOLDING COMPANY GROUP

PART 1 - ORGANIZATIONAL CHART

	NAIC	DOMICILE	FED ID#
Berkshire Hathaway Inc. (30.29519% owned by Warren E. Buffett)		DE	47-0813844
Acme Building Brands, Inc.		DE	75-2864968
Acme Brick Company		DE	75-2403336
Acme Brick DFW, LLC		DE	83-0429401
Acme Brick Sales Company, LLC		DE	20-3883479
Alpha Cargo Motor Express, Inc.		TX	75-1379033
Innovative Building Products, Inc.		TX	75-2230919
Acme Management Company		DE	75-2403337
Acme Services Company, LLC		DE	75-2514346
Affordable Housing Partners, Inc.		DE	45-3769803
AHP 1, L.P.		DE	30-0761132
AHP Affordable, LLC		DE	80-0847095
AHP Federal and State Affordable 2, LLC		DE	84-3755052
AHP Federal and State Affordable 3, LLC		DE	84-3786733
AHP Housing Fund 1, LLC		NV	35-2447768
Reliance-Hospital Ground Associates, Limited Liability Limited Partnership		VI	27-5494476
AHP Housing Fund 2, LLC		NV	30-0741786
Riser Road Partners, LP		MS	45-4080344
AHP Housing Fund 3, LLC		NV	61-1690303
GCI Fund XVIII, LP		MO	27-2114103
AHP Housing Fund 4, LLC		NV	35-2447999
Deer Path SLF, LLC		IL	45-5028590
AHP Housing Fund 8, LLC		DE	38-3879542
DHI-Kachina Apartments, LLC		AZ	45-4422417
AHP Housing Fund 9, LLC		DE	38-3879644
Bulldogger-GMC, Limited Partnership		OK	45-3823323
AHP Housing Fund 10, LLC		DE	38-3879703
Ironman-GMC, Limited Partnership		OK	45-3823308
AHP Housing Fund 11, LLC		DE	37-1698937
WC-GMC, Limited Partnership		OK	45-5369890
AHP Housing Fund 12, LLC		DE	37-1698993
WP-GMC, Limited Partnership		OK	45-5378535
AHP Housing Fund 14, LLC		DE	38-3882204
Steele Lawton Pointe LLC		OK	35-2428497
Steele Tower Apartments, LLC		SD	27-4237579
AHP Housing Fund 15, LLC		DE	61-1690180
AHP Housing Fund 16, LLC		DE	37-1700908
Artisan American JPA, L.P.		LA	45-4102030
AHP Housing Fund 17, LLC		DE	36-4740813
Playa del Pueblo, Ltd.		TX	45-3171599
AHP Housing Fund 18, LLC		DE	30-0748965
Lofts at Roberts, LLC		IN	45-4645174
AHP Housing Fund 19, LLC		DE	36-4741393
Dovecoast Housing, LP		TX	46-1164026
AHP Housing Fund 20, LLC		DE	37-1701500
Foxtire Apartments Limited Dividend Housing Association, LLC		MI	45-4300290
AHP Housing Fund 21, LLC		DE	36-4745479
Silver Moon Lodge LLLP		NM	46-2629154
AHP Housing Fund 22, LLC		DE	30-0753286
Park Manor Estates II LP		MN	45-2486547
AHP Housing Fund 23, LLC		DE	61-1696001
Alexandria Housing LLLP		MN	20-5006642
AHP Housing Fund 24, LLC		DE	38-3889831
Point Place Partners, LP		MS	46-1285759
AHP Housing Fund 25, LLC		DE	32-0392000
Jackson Square Housing, LLC		NC	46-1139252
AHP Housing Fund 26, LLC		DE	61-1698204
Mixed Income, LLC		NV	45-1767288
AHP Housing Fund 27, LLC		DE	35-2460781
Plaza Square 50 LP		MO	45-4776750
AHP Housing Fund 28, LLC		DE	36-4747707
Westgate Senior Limited Dividend Housing Association, LLC		MI	46-0710685
AHP Housing Fund 29, LLC		DE	38-3892372
Logan 24, LP, an Iowa Limited Partnership		IA	45-4738103
AHP Housing Fund 30, LLC		DE	32-0394468
Centerline AHP Housing LLC		NJ	46-2621376
Woodbury Oakwood Urban Renewal Preservation, LP		NJ	45-3478219
AHP Housing Fund 31, LLC		DE	38-3897538
Serenity Park Associates, LP		OK	27-3546759
AHP Housing Fund 32, LLC		DE	35-2467652
Sugar Hill Crossing, LLC		LA	45-1203819
AHP Housing Fund 33, LLC		DE	32-0401323
Garfield Place Partners LP		MO	90-0787204
AHP Housing Fund 34, LLC		DE	36-4754245
GCI Fund XXVI, LP		MO	45-4598542
AHP Housing Fund 35, LLC		DE	37-1714447
Heartland Senior Housing, LLC		IA	45-4193830
AHP Housing Fund 36, LLC		DE	38-3902079
Loretta Hall, LP		MO	45-5339440
AHP Housing Fund 37, LLC		DE	35-2471973
Lutkin Bayou Drew, L.P.		MS	37-1666592
AHP Housing Fund 38, LLC		DE	35-2472106
Meadows / Collins, L.P.		MS	38-3870060
AHP Housing Fund 39, LLC		DE	38-3902536
Dalcor Reef Club, Ltd		FL	37-1733462
AHP Housing Fund 40, LLC		DE	61-1708891
Cambria Properties, L.P.		IL	45-2687032
AHP Housing Fund 41, LLC		DE	35-2473885
Spencer Housing Associates, L.P.		TN	45-3005520
AHP Housing Fund 42, LLC		DE	37-1730403
McLeansboro Properties, L.P.		IL	26-3691226
AHP Housing Fund 43, LLC		DE	36-4759558
Livingston Senior Housing, L.P.		TN	45-3003646
AHP Housing Fund 44, LLC		DE	35-2474426
Centralia Properties, L.P.		IL	45-2687152
AHP Housing Fund 45, LLC		DE	32-0408414

SCHEDULE Y - INFORMATION CONCERNING ACTIVITIES OF INSURER MEMBERS OF A HOLDING COMPANY GROUP

PART 1 - ORGANIZATIONAL CHART

	NAIC	DOMICILE	FED ID#
Ritter AAL Senior, LP		GA	45-5628152
Union City Homes, LP		MO	45-4167307
AHP Housing Fund 46, LLC		DE	38-3906191
AHP Housing Fund 47, LLC		DE	37-1732357
Northwoods Housing LLLP		MN	35-2409643
AHP Housing Fund 48, LLC		DE	61-1712848
AHP Housing Fund 49, LLC		DE	61-1712834
Brewerytown Apartments, LLC		PA	46-4658543
AHP Housing Fund 50, LLC		DE	36-4761904
AHGH Townhomes, LLC		WI	46-5187215
AHP Housing Fund 51, LLC		DE	36-4766883
Eunice Housing, LP		LA	46-0612632
AHP Housing Fund 52, LLC		DE	36-4766761
Ingram Place Apartments, LLC		WI	46-3641328
AHP Housing Fund 53, LLC		DE	35-2481833
Minneapolis Leased Housing Associates IV, Limited Partnership		MN	45-1798638
AHP Housing Fund 54, LLC		DE	35-2482129
Northwest Corner Affordable Housing Partners LLLP		WA	26-3740247
AHP Housing Fund 55, LLC		DE	35-2482304
UH Senior Partnership II, L.P.		GA	45-5411572
AHP Housing Fund 56, LLC		DE	36-4769781
Twin Oaks at Stone Ridge, L.P.		MO	35-2440995
AHP Housing Fund 57, LLC		DE	35-2485081
Southview Apartments, L.P.		MO	32-0373080
AHP Housing Fund 58, LLC		DE	61-1720994
Mixed Income 2, LLC		NV	46-4344108
AHP Housing Fund 59, LLC		DE	30-0796821
Pineview Housing LLLP		MN	46-1508038
AHP Housing Fund 60, LLC		DE	32-0419250
Woodland Housing LLLP		MN	46-1516982
AHP Housing Fund 61, LLC		DE	37-1747784
TX Kennedy Apartments, LTD		TX	46-3635875
AHP Housing Fund 62, LLC		DE	37-1747645
Shreveport CV Housing, LLC		LA	36-4751648
AHP Housing Fund 63, LLC		DE	36-4776817
Dalcor Castle Woods, LTD		FL	46-4361381
AHP Housing Fund 64, LLC		DE	38-3922251
Dalcor Ridge Club, LTD		FL	46-4487667
AHP Housing Fund 65, LLC		DE	30-0806700
777 Main Street LLC		CT	46-2700327
AHP Housing Fund 66, LLC		DE	30-0809323
Heritage Holly Springs, LP		MS	37-1719710
AHP Housing Fund 67, LLC		DE	32-0433421
Orange Redevelopment VJ, LP		TX	30-0801676
AHP Housing Fund 68, LLC		DE	37-1750454
Orange Redevelopment PG, LP		TX	39-2081063
AHP Housing Fund 69, LLC		DE	36-4779168
Orange Redevelopment AR II, LP		TX	38-3918669
AHP Housing Fund 70, LLC		DE	38-3924882
Church Point Housing, LP		LA	46-0599408
AHP Housing Fund 71, LLC		DE	38-3924866
Fairview Wiggins, LP		MS	45-5116734
AHP Housing Fund 72, LLC		DE	30-0819271
Olivewood Apartments, LP		MS	45-5116814
AHP Housing Fund 73, LLC		DE	32-0437224
Perry County Properties, LP		MS	45-5116855
AHP Housing Fund 74, LLC		DE	37-1754306
Pine Grove Ackerman, LP		MS	45-4715139
AHP Housing Fund 75, LLC		DE	38-3928485
Cine, LP		IN	45-3677422
AHP Housing Fund 76, LLC		DE	36-4784982
The Villages at ParcStone, LLC		NC	47-1852550
AHP Housing Fund 77, LLC		DE	61-1736688
Downers Grove Supportive Living Facility, LLC		IL	47-1410213
AHP Housing Fund 78, LLC		DE	37-1756514
15 West LLC		OR	46-5669000
AHP Housing Fund 79, LLC		DE	35-2506966
Bayou Oaks Homes, LP		LA	46-5660755
AHP Housing Fund 80, LLC		DE	38-3931007
Dalcor Williamsburg, LTD		TX	47-4978888
AHP Housing Fund 81, LLC		DE	37-1760827
Sable Chase, LLC		GA	46-3931420
AHP Housing Fund 82, LLC		DE	37-1760982
Desert Willow Apartments, LLC		AZ	46-2501893
AHP Housing Fund 83, LLC		DE	32-0444400
Catalunya Apartments LLC		AZ	90-1019323
AHP Housing Fund 84, LLC		DE	38-3935611
Miraflores Apartments LLC		AZ	90-1019300
AHP Housing Fund 85, LLC		DE	37-1761560
Vgas 1 Dcatur LLC		NV	46-4755034
AHP Housing Fund 86, LLC		DE	30-0841960
The Sanctuary at St. Cloud, LP		MN	81-1734583
AHP Housing Fund 87, LLC		DE	37-1766203
CLDC Alton, LP		TX	47-1615714
AHP Housing Fund 88, LLC		DE	37-1766144
Galena Estates, LLC		KS	46-1877963
AHP Housing Fund 89, LLC		DE	38-3941115
Morton Senior Residence, LLC		IL	30-0842526
AHP Housing Fund 90, LLC		DE	36-4795421
Orange Redevelopment WO, LP		TX	38-3940454
AHP Housing Fund 91, LLC		DE	32-0455387
SP&D Mt Pleasant LLC		NC	47-1701034
AHP Housing Fund 92, LLC		DE	61-1752340
SP&D Sylva LLC		NC	47-1696811
AHP Housing Fund 93, LLC		DE	35-2523462
SP&D Raleigh LLC		NC	47-1712051

SCHEDULE Y - INFORMATION CONCERNING ACTIVITIES OF INSURER MEMBERS OF A HOLDING COMPANY GROUP

PART 1 - ORGANIZATIONAL CHART

	NAIC	DOMICILE	FED ID#
AHP Housing Fund 94, LLC		DE	32-0455837
WPHS Venture Partners, LLC		DE	46-3525022
AHP Housing Fund 95, LLC		DE	36-4801123
AHP Housing Fund 96, LLC		DE	38-3953295
Peoria SLF LP		IL	47-1409286
AHP Housing Fund 97, LLC		DE	32-0457110
Sohl Avenue RCF, LP		IN	47-3774075
AHP Housing Fund 98, LLC		DE	32-0457171
W-G GMC LP		OK	46-3081897
AHP Housing Fund 99, LLC		DE	32-0457278
Oklahoma Christian Affordable LP		OK	47-2412504
AHP Housing Fund 100, LLC		DE	30-0854970
John Calvin Manor Housing Partners, LP		MO	61-1682406
AHP Housing Fund 101, LLC		DE	38-3956099
JVL 1721, LP		MO	45-2632969
AHP Housing Fund 102, LLC		DE	38-3955018
Katherine Estates, LP		MO	46-1934331
AHP Housing Fund 103, LLC		DE	35-2528752
Dalcor Skyline, LTD		TX	81-3301251
AHP Housing Fund 104, LLC		DE	32-0458958
Christian County Rural Housing, LP		MO	27-3510043
AHP Housing Fund 105, LLC		DE	61-1755861
Coffelt-Lamoreaux, LLC		WI	80-0922218
AHP Housing Fund 106, LLC		DE	37-1778040
Madison Heights Phase I, LLC		WI	61-1730032
AHP Housing Fund 107, LLC		DE	32-0461077
Madison Heights Phase II, LLC		WI	30-0808783
AHP Housing Fund 108, LLC		DE	30-0857611
The Sanctuary at West Saint Paul, LP		MN	47-4064199
AHP Housing Fund 109, LLC		DE	36-4805141
Butler Brothers Hospitality Group, LLC		TX	35-2478025
AHP Housing Fund 110, LLC		DE	37-1778476
Huntington Estates LP		TX	46-4867805
AHP Housing Fund 111, LLC		DE	32-0464239
Laurel Hill Venture, LLC		VA	47-1619707
AHP Housing Fund 112, LLC		DE	61-1759903
Southview Apartments II, L.P.		MO	32-0454679
AHP Housing Fund 113, LLC		DE	38-3969302
3rd and Indian School Assisted Living Facility, LLC		DE	37-1794718
AHP Housing Fund 114, LLC		DE	38-3969258
13 West LLC		OR	47-5108291
Big Sky Plains LP		TX	27-4413751
AHP Housing Fund 115, LLC		DE	30-0868697
AHP Housing Fund 116, LLC		DE	35-2531463
Verona Estates, LP		MS	47-4445441
AHP Housing Fund 117, LLC		DE	38-3969702
Pedcor Investments-2009-KMAH, LP		DE	27-0854997
AHP Housing Fund 118, LLC		DE	61-1760436
Council Tower Senior Apartments, LP		MO	26-3138755
AHP Housing Fund 119, LLC		DE	36-4808561
Providence Realty Affordable Housing, LLC		DE	27-2172519
AHP Housing Fund 120, LLC		DE	36-4808741
Village at Avalon Apartments LLLP		NM	47-5351565
AHP Housing Fund 121, LLC		DE	38-3979289
Hellenic Senior Living of New Albany, LLC		IN	81-1370579
AHP Housing Fund 122, LLC		DE	30-0882410
Hellenic Senior Living of Indianapolis, LLC		IN	81-1377415
AHP Housing Fund 123, LLC		DE	36-4817681
Second and Delaware LLC		MO	26-4383007
AHP Housing Fund 124, LLC		DE	61-1769986
Waterstone Tax Credit Fund I LLC		OH	81-0976250
AHP Housing Fund 125, LLC		DE	35-2541695
Centerville Senior Lofts, LLC		IA	47-2421070
AHP Housing Fund 126, LLC		DE	35-2541761
Southridge Senior Lofts, LLC		IA	47-2380829
AHP Housing Fund 127, LLC		DE	30-0883039
Keokuk Senior Lofts, LLC		IA	47-2432464
AHP Housing Fund 128, LLC		DE	61-1770291
Jasper Lofts, LLC		IN	47-3430486
AHP Housing Fund 129, LLC		DE	36-4818241
Deer Valley Assisted Living Facility, LLC		DE	30-0888063
AHP Housing Fund 130, LLC		DE	32-0474877
DonnaLouise LLC		NV	47-3152717
AHP Housing Fund 131, LLC		DE	38-3982589
Faxon School Apartments, LLC		MO	46-2835485
AHP Housing Fund 132, LLC		DE	37-1795314
SP&D Shallotte LLC		NC	47-4871953
AHP Housing Fund 133, LLC		DE	61-1773154
False River Partners, LP		MS	81-2019872
AHP Housing Fund 134, LLC		DE	35-2545094
The Sanctuary at Springboro Ohio, LP		DE	81-3672478
AHP Housing Fund 135, LLC		DE	30-0887095
Alhambra Partners, LP		AZ	81-1016445
AHP Housing Fund 136, LLC		DE	32-0478301
Dodge Partners LP		AZ	81-0923007
AHP Housing Fund 137, LLC		DE	37-1795669
Charlestown Ropewalk, LLC		MA	46-4872711
AHP Housing Fund 138, LLC		DE	38-3983435
Twain HTC Fund XII, LLC		IL	82-2875902
AHP Housing Fund 139, LLC		DE	30-0887671
Camellia Group, LP		MS	47-5573556
AHP Housing Fund 140, LLC		DE	35-2545764
AHP Housing Fund 141, LLC		DE	37-1825537
Muncie RCF LP		IN	35-2566958
AHP Housing Fund 142, LLC		DE	36-4835537
Marshall County Associates II, LP		TN	46-3079580

SCHEDULE Y - INFORMATION CONCERNING ACTIVITIES OF INSURER MEMBERS OF A HOLDING COMPANY GROUP

PART 1 - ORGANIZATIONAL CHART

	NAIC	DOMICILE	FED ID#
AHP Housing Fund 143, LLC		DE	30-0936774
Meadowview Excelsior Springs, LP		MO	30-0848947
AHP Housing Fund 144, LLC		DE	32-0494076
AHP Housing Fund 145, LLC		DE	35-2560001
Shawnee Tax Credit Fund, LLC		MO	45-5406004
AHP Housing Fund 146, LLC		DE	36-4835565
Westover Senior P3, LP		TX	36-4843711
AHP Housing Fund 147, LLC		DE	32-0494262
James Place Tax Credit Fund, LLC		MO	47-2365223
AHP Housing Fund 148, LLC		DE	38-4002355
Stone Ridge Senior Villas, LP		MO	36-4799417
AHP Housing Fund 149, LLC		DE	35-2560176
Berkshire Estates, LP		MO	47-2606107
AHP Housing Fund 150, LLC		DE	36-4835746
1712 Commerce Master Tenant, LLC		TX	47-4203880
AHP Housing Fund 151, LLC		DE	36-4842293
Lake Ridge LSL Senior, LP		MO	37-1770966
AHP Housing Fund 152, LLC		DE	36-4842314
Cochise Villas, LP		AZ	81-5347233
AHP Housing Fund 153, LLC		DE	36-4842426
Pecan Creek - GMC, LP		OK	46-3073631
AHP Housing Fund 154, LLC		DE	30-0947059
New Covington Apartments LP		LA	26-3092233
AHP Housing Fund 155, LLC		DE	37-1832512
Claremore - GMC LP		OK	81-2711480
AHP Housing Fund 156, LLC		DE	30-0947318
Inman, LLC		LA	47-2942226
AHP Housing Fund 157, LLC		DE	35-2567644
Michigan City RCF LP		IN	32-0501168
AHP Housing Fund 158, LLC		DE	61-1798765
Rusk Pines LP		TX	46-4867737
AHP Housing Fund 159, LLC		DE	61-1798912
Kokomo RCF LP		IN	81-5195931
AHP Housing Fund 160, LLC		DE	30-0947814
Capitol Places VI Owner, LLC		SC	46-4126534
AHP Housing Fund 161, LLC		DE	35-2491061
Glasswater Creek of Lafayette, LLC		IN	81-4894508
AHP Housing Fund 162, LLC		DE	46-4238510
Avondale Van Buren ALF, LLC		DE	82-1117855
AHP Housing Fund 163, LLC		DE	38-4024191
Shreveport BDB Housing Partners, LLC		LA	37-1883146
AHP Housing Fund 164, LLC		DE	35-2582442
ROWSAT96, LP		NE	47-5494632
AHP Housing Fund 165, LLC		DE	30-0964699
Willow Park Group, LP		MS	81-2977544
AHP Housing Fund 166, LLC		DE	38-4024696
K West Apartments LP		OR	82-1725948
AHP Housing Fund 167, LLC		DE	38-4857260
Blenheim School Apartments, LP		MO	81-4857776
AHP Housing Fund 168, LLC		DE	36-4857493
Bethany Villa Limited Dividend Housing Association LP		MI	81-5429903
AHP Housing Fund 169, LLC		DE	37-1848411
AHP Housing Fund 170, LLC		DE	61-1813824
CJ Peete I, LLC		LA	71-1000853
AHP Housing Fund 171, LLC		DE	35-2593800
Mission Twin Oaks LP		TX	81-5469311
AHP Housing Fund 172, LLC		DE	38-4036461
Boerne Abbington Ranch, LP		GA	82-2708476
AHP Housing Fund 173, LLC		DE	37-1858216
Timberlane Partners, LP		MS	81-3737388
AHP Housing Fund 174, LLC		DE	32-0531818
Woodlawn Partners, LP		MS	81-3781645
AHP Housing Fund 175, LLC		DE	30-0990079
SP&D Hickory LLC		NC	81-3605077
AHP Housing Fund 176, LLC		DE	61-1845503
Westchester Village East Limited Dividend Housing Association LP		MI	82-0613859
AHP Housing Fund 177, LLC		DE	61-1845676
Westchester Village North Limited Dividend Housing Association LP		MI	81-5476902
AHP Housing Fund 178, LLC		DE	32-0532426
Evansville RCF LP		IN	82-0621378
AHP Housing Fund 179, LLC		DE	32-0532581
Mishawaka RCF LP		IN	82-0620959
AHP Housing Fund 180, LLC		DE	37-1859285
Elevate at Jordan Creek, LP		IA	82-3044253
AHP Housing Fund 181, LLC		DE	61-1850267
Camelot Housing Associates Limited Partnership		MA	83-0815652
AHP Housing Fund 182, LLC		DE	61-1850458
Valle de Atrisco LLLP		NM	82-2943407
AHP Housing Fund 183, LLC		DE	37-1863788
Hellenic Senior Living of Elkhart, LLC		IN	82-0995335
AHP Housing Fund 185, LLC		DE	36-4873049
Arboretum Woodland Hills, LP		TX	99-1918131
AHP Housing Fund 186, LLC		DE	37-1864239
Reserve at Mott LLC		TX	93-3959560
AHP Housing Fund 187, LLC		DE	35-2600509
Reserve at Decatur, LLC		TX	93-3166774
AHP Housing Fund 188, LLC		DE	61-1851088
Louden Housing LLC		IA	82-3203180
AHP Housing Fund 189, LLC		DE	35-2600835
Mt. Pentelicus MT, LLC		DE	83-4363589
AHP Housing Fund 190, LLC		DE	35-2600897
Edna The Post Oak LP		TX	82-0619506
AHP Housing Fund 191, LLC		DE	61-1854168
Dalcor Gessner, LTD		TX	82-3179006
AHP Housing Fund 192, LLC		DE	37-1867732
Terre Haute AAL LP		IN	82-2672689

SCHEDULE Y - INFORMATION CONCERNING ACTIVITIES OF INSURER MEMBERS OF A HOLDING COMPANY GROUP

PART 1 - ORGANIZATIONAL CHART

	NAIC	DOMICILE	FED ID#
AHP Housing Fund 193, LLC		DE	32-0541198
Stephens Garage Building, LLC		LA	26-0496945
AHP Housing Fund 194, LLC		DE	32-0541366
Ferriday Housing, LP		MS	82-3104130
AHP Housing Fund 195, LLC		DE	61-1854560
AHP Housing Fund 196, LLC		DE	36-4876802
Houston 5110 Griggs Road Residential, LP		TX	38-3920582
AHP Housing Fund 197, LLC		DE	36-4876946
AHP Housing Fund 198, LLC		DE	35-2604512
Fort Wayne AAL LP		IN	82-2691797
AHP Housing Fund 199, LLC		DE	32-0541824
Serenity Park II, LLC		OK	82-1780261
AHP Housing Fund 200, LLC		DE	35-2604877
Fields Apartments LP		OR	82-1987362
AHP Housing Fund 201, LLC		DE	36-4897520
Printworks Ventures, LLC		NC	81-4827773
AHP Housing Fund 202, LLC		DE	36-4897649
TX Heritage Huntsville 2019, LTD		TX	84-2589953
AHP Housing Fund 203, LLC		DE	36-4900671
SCS Decatur 17, LP		TX	82-2870051
AHP Housing Fund 204, LLC		DE	36-4897942
Riverside Senior Investments, LP		TX	81-5452024
AHP Housing Fund 205, LLC		DE	36-4900778
LIV Boerne Hills, LP		TX	82-2247292
AHP Housing Fund 206, LLC		DE	30-1107271
BC 2018 Lockhart, LP		TX	83-0955138
AHP Housing Fund 207, LLC		DE	61-1896469
AHP Housing Fund 209, LLC		DE	38-4088215
Cook Road AAL LP		IN	83-2242872
AHP Housing Fund 210, LLC		DE	38-4088238
SP&D Marion LLC		NC	83-1738032
AHP Housing Fund 211, LLC		DE	32-0582475
SCF Lamesa 17, LP		TX	82-2863880
AHP Housing Fund 212, LLC		DE	32-0582664
Palmview Spur LP		TX	82-4787127
AHP Housing Fund 213, LLC		DE	61-1905812
AHP Housing Fund 214, LLC		DE	61-1905979
Marbella Apartments, LLC		NM	35-2657517
AHP Housing Fund 215, LLC		DE	38-4097948
Y Lofts, LP		KS	83-2844370
AHP Housing Fund 216, LLC		DE	37-1927033
Lake Meadows AL, LP		IN	83-1511108
AHP Housing Fund 217, LLC		DE	38-4105218
Texarkana Grim Housing Partners LP		TX	32-0579865
AHP Housing Fund 218, LLC		DE	35-2656517
Providence Ted Trout Drive, LP		TX	82-2847711
AHP Housing Fund 221, LLC		DE	36-4937921
Sherwood Housing Associates Limited Partnership		MA	83-0815570
AHP Housing Fund 222, LLC		DE	35-2661435
AHP Housing Fund 224, LLC		DE	32-0599607
AHP Housing Fund 225, LLC		DE	61-1930521
AHP Housing Fund 226, LLC		DE	84-2794759
AHP Housing Fund 227, LLC		DE	84-2810128
AHP Housing Fund 228, LLC		DE	84-2825744
Braselton Court, LP		GA	45-4759084
AHP Housing Fund 229, LLC		DE	84-2848647
Brighton Pointe LP		NC	36-4743690
AHP Housing Fund 230, LLC		DE	84-2867804
Brookcreek Crossing LP		VA	30-0749914
AHP Housing Fund 231, LLC		DE	84-2964143
AHP Housing Fund 232, LLC		DE	84-2983350
The Preserve at Hardwick, LP		TN	32-0444468
AHP Housing Fund 233, LLC		DE	84-3003311
AHP Housing Fund 234, LLC		DE	84-3019674
AHP Housing Fund 235, LLC		DE	84-3034854
Mills Creek Crossing, LP		GA	80-0968965
AHP Housing Fund 236, LLC		DE	84-3068466
New Blossom Partners, LP		TN	46-3242875
AHP Housing Fund 237, LLC		DE	84-3087573
AHP Housing Fund 238, LLC		DE	84-3098398
AHP Housing Fund 239, LLC		DE	84-3146518
AHP Housing Fund 240, LLC		DE	84-3189470
Lincoln Senior Flats LLC		IL	93-3117170
AHP Housing Fund 241, LLC		DE	84-3235687
OKC Rockwell Apartments, LLC		OK	83-2636483
AHP Housing Fund 242, LLC		DE	84-3263777
AHP Housing Fund 243, LLC		DE	84-3277026
AHP Housing Fund 244, LLC		DE	84-3298481
AHP Housing Fund 246, LLC		DE	84-3845054
AHP Housing Fund 247, LLC		DE	84-3858393
AHP Housing Fund 248, LLC		DE	84-3886928
AHP Housing Fund 249, LLC		DE	84-3901367
AHP Housing Fund 250, LLC		DE	84-3934683
SeventyFirst Flats, LP		OK	92-4000617
AHP Housing Fund 251, LLC		DE	84-3957809
AHP Housing Fund 252, LLC		DE	84-3969639
AHP Housing Fund 255, LLC		DE	84-4028519
AHP Housing Fund 256, LLC		DE	85-0601585
AHP Housing Fund 257, LLC		DE	85-2109161
AHP Housing Fund 258, LLC		DE	85-0638355
AHP Housing Fund 259, LLC		DE	85-0653472
AHP Housing Fund 260, LLC		DE	85-0666262
SL Centerpoint Commons, LP		TX	93-3976585
AHP Housing Fund 262, LLC		DE	85-0689053
AHP Housing Fund 263, LLC		DE	85-0703429
TX Sherwood Oaks, LP		TX	40-0013300

SCHEDULE Y - INFORMATION CONCERNING ACTIVITIES OF INSURER MEMBERS OF A HOLDING COMPANY GROUP

PART 1 - ORGANIZATIONAL CHART

	NAIC	DOMICILE	FED ID#
AHP Housing Fund 264, LLC		DE	85-0717117
AHP Housing Fund 266, LLC		DE	85-0744774
AHP Housing Fund 268, LLC		DE	85-0773569
AHP Housing Fund 269, LLC		DE	85-0788645
AHP Housing Fund 270, LLC		DE	85-0802483
AHP Housing Fund 271, LLC		DE	85-1746250
AHP Housing Fund 272, LLC		DE	85-1747778
AHP Housing Fund 273, LLC		DE	85-1762243
AHP Housing Fund 274, LLC		DE	85-1798584
AHP Housing Fund 275, LLC		DE	85-1821947
AHP Housing Fund 276, LLC		DE	85-1862463
AHP Housing Fund 277, LLC		DE	85-1880896
AHP Housing Fund 278, LLC		DE	85-1905856
AHP Housing Fund 279, LLC		DE	85-1934157
AHP Housing Fund 280, LLC		DE	85-1960324
AHP Housing Fund 281, LLC		DE	85-3116711
AHP Housing Fund 282, LLC		DE	85-3138006
AHP Housing Fund 283, LLC		DE	85-3168346
AHP Housing Fund 284, LLC		DE	85-3182265
AHP Housing Fund 286, LLC		DE	85-3230113
AHP Housing Fund 287, LLC		DE	85-3241496
AHP Housing Fund 288, LLC		DE	85-3363427
AHP Housing Fund 289, LLC		DE	85-3384328
AHP Housing Fund 290, LLC		DE	85-3417470
AHP Housing Fund 291, LLC		DE	86-1563367
AHP Housing Fund 292, LLC		DE	86-1587069
AHP Housing Fund 293, LLC		DE	86-1641859
AHP Housing Fund 294, LLC		DE	86-1677104
AHP Housing Fund 295, LLC		DE	86-1706250
AHP Housing Fund 297, LLC		DE	86-1759273
Pine Grove Affordable Preservation, LLC		DE	99-3707768
AHP Housing Fund 298, LLC		DE	86-1785547
AHP Housing Fund 299, LLC		DE	86-1818860
AHP Housing Fund 300, LLC		DE	86-1847805
AHP Housing Fund 301, LLC		DE	87-2063254
AHP Housing Fund 302, LLC		DE	87-2106509
AHP Housing Fund 303, LLC		DE	87-2110744
AHP Housing Fund 304, LLC		DE	87-2144690
AHP Housing Fund 305, LLC		DE	87-2155635
AHP Housing Fund 306, LLC		DE	87-2173325
AHP Housing Fund 307, LLC		DE	87-2248828
AHP Housing Fund 308, LLC		DE	87-2272005
AHP Housing Fund 309, LLC		DE	87-2284224
AHP Housing Fund 310, LLC		DE	87-2311859
AHP Housing Fund 311, LLC		DE	87-3350626
AHP Housing Fund 312, LLC		DE	87-3372574
AHP Housing Fund 313, LLC		DE	87-3392197
AHP Housing Fund 314, LLC		DE	87-3412497
AHP Housing Fund 315, LLC		DE	87-3432740
AHP Housing Fund 316, LLC		DE	87-3449412
AHP Housing Fund 317, LLC		DE	87-3475077
AHP Housing Fund 319, LLC		DE	87-3516313
AHP Housing Fund 320, LLC		DE	87-3531918
AHP Housing Fund 321, LLC		DE	88-1706172
AHP Housing Fund 322, LLC		DE	88-1716679
AHP Housing Fund 323, LLC		DE	88-1744535
AHP Housing Fund 324, LLC		DE	88-1773046
AHP Housing Fund 325, LLC		DE	88-1791668
AHP Housing Fund 326, LLC		DE	88-1841033
AHP Housing Fund 327, LLC		DE	88-1876859
AHP Housing Fund 328, LLC		DE	88-1917979
AHP Housing Fund 329, LLC		DE	88-1931898
AHP Housing Fund 330, LLC		DE	88-1950438
Keokuk Family Flats LLC		IA	92-3081837
AHP Housing Fund 331, LLC		DE	88-3719022
AHP Housing Fund 333, LLC		DE	88-3751559
AHP Housing Fund 334, LLC		DE	88-3771611
AHP Housing Fund 335, LLC		DE	88-3791671
AHP Housing Fund 336, LLC		DE	88-3810803
AHP Housing Fund 337, LLC		DE	88-3836582
AHP Housing Fund 338, LLC		DE	88-3860476
AHP Housing Fund 339, LLC		DE	88-3881761
AHP Housing Fund 340, LLC		DE	88-3901910
AHP Housing Fund 341, LLC		DE	92-0601838
AHP Housing Fund 342, LLC		DE	88-4159050
AHP Housing Fund 343, LLC		DE	92-0627394
AHP Housing Fund 344, LLC		DE	92-0647879
AHP Housing Fund 345, LLC		DE	92-0657618
AHP Housing Fund 346, LLC		DE	92-0673905
Landing on Orem, LP		TX	93-4020613
AHP Housing Fund 347, LLC		DE	88-4189569
AHP Housing Fund 348, LLC		DE	92-0727762
AHP Housing Fund 349, LLC		DE	92-0744407
SCS Plainview 22, LP		TX	88-3928975
AHP Housing Fund 350, LLC		DE	88-4201422
AHP Housing Fund 351, LLC		DE	92-2243358
AHP Housing Fund 352, LLC		DE	92-2276023
AHP Housing Fund 353, LLC		DE	92-2298452
AHP Housing Fund 354, LLC		DE	92-2327056
AHP Housing Fund 355, LLC		DE	92-2352744
AHP Housing Fund 357, LLC		DE	92-2406113
AHP Housing Fund 358, LLC		DE	92-2430552
AHP Housing Fund 359, LLC		DE	92-2449563
AHP Housing Fund 360, LLC		DE	92-2479176
AHP Housing Fund 361, LLC		DE	92-3991389
Lumberton PP, LP		TX	87-3166147

SCHEDULE Y - INFORMATION CONCERNING ACTIVITIES OF INSURER MEMBERS OF A HOLDING COMPANY GROUP

PART 1 - ORGANIZATIONAL CHART

	NAIC	DOMICILE	FED ID#
AHP Housing Fund 362, LLC		DE	92-4016696
Willow Oaks, LP		MS	92-2591994
AHP Housing Fund 363, LLC		DE	93-1342122
TX Airbase 2023, LTD		TX	93-3283166
AHP Housing Fund 364, LLC		DE	93-1367090
CO Pagosa Springs 2023, LP		CO	93-2761115
AHP Housing Fund 365, LLC		DE	93-1399654
CSL Creedmoor, LP		TX	93-3995813
AHP Housing Fund 366, LLC		DE	93-1419998
Cabana Design District LP		TX	93-3067299
AHP Housing Fund 367, LLC		DE	93-1449343
AHP Housing Fund 368, LLC		DE	93-1468398
Peachtree Canyon Apartments, LLLP		NM	92-3706085
AHP Housing Fund 369, LLC		DE	93-1494333
ROERS Houston Apartments Owner II Limited Partnership		TX	93-4338572
AHP Housing Fund 370, LLC		DE	93-1518031
AHP Housing Fund 371, LLC		DE	88-3729001
AHP Housing Fund 372, LLC		DE	92-2377965
Vicksburg Affordable LP		OK	93-4581992
AHP Housing Fund 374, LLC		DE	99-0406967
AHP Housing Fund 375, LLC		DE	99-0425896
AHP Housing Fund 376, LLC		DE	99-0429641
Woodcrest Partners, LP		MS	93-1569281
AHP Housing Fund 377, LLC		DE	99-0483276
Carstens Preservation, LLC		NE	99-1171243
AHP Housing Fund 378, LLC		DE	99-0512598
AHP Housing Fund 379, LLC		DE	99-0544366
AHP Housing Fund 380, LLC		DE	99-0624397
AHP Housing Fund 381, LLC		DE	99-0631645
AHP Housing Fund 382, LLC		DE	99-0660037
AHP Housing Fund 383, LLC		DE	99-0684660
AHP Housing Fund 384, LLC		DE	99-0710724
AHP Housing Fund 385, LLC		DE	99-0729239
Isabela Multifamily Acruva, LLC		FL	86-2052304
AHP Housing Fund 387, LLC		DE	99-3817149
Beckley Preservation LLC		WV	93-2470349
AHP Housing Fund 388, LLC		DE	99-3834915
AHP Housing Fund 389, LLC		DE	99-3845734
SCF Amarillo 23, LP		TX	93-3020660
AHP Housing Fund 390, LLC		DE	99-3860659
AHP Housing Fund 392, LLC		DE	99-3883068
Mansfield AAL LP		DE	99-3434567
AHP Housing Fund 393, LLC		DE	99-3906033
The Katy Elgin, LP		TX	93-3091405
AHP Housing Fund 394, LLC		DE	99-3924934
AHP Housing Fund 395, LLC		DE	99-3969432
IH Goodyear Apartments Owner I LLC		MN	99-3056600
AHP Housing Fund 396, LLC		DE	99-3991562
IH Maricopa Apartments Owner II LLC		MN	99-4455505
AHP Housing Fund 397, LLC		DE	99-4016267
AHP Housing Fund 398, LLC		DE	99-4035343
SL San Marcos Springs Apartments, LP		TX	99-4282821
AHP Housing Fund 399, LLC		DE	99-4053830
AHP Housing Fund 400, LLC		DE	99-4074752
AHP Housing Fund 403, LLC		DE	99-4475288
AHP Housing Fund 404, LLC		DE	99-4486215
AHP Housing Fund 405, LLC		DE	99-4508992
AHP Housing Fund 406, LLC		DE	99-4531348
AHP Housing Fund 407, LLC		DE	99-4554148
AHP Housing Fund 408, LLC		DE	99-4576094
AHP Housing Fund 409, LLC		DE	99-4596735
AHP Housing Fund 410, LLC		DE	99-4619931
AHP Housing Fund 411, LLC		DE	99-4642488
AHP Housing Fund 412, LLC		DE	99-4666975
AHP Housing Fund 413, LLC		DE	99-4691156
AHP Housing Fund 414, LLC		DE	99-4713681
AHP Housing Fund 415, LLC		DE	99-4741800
AHP Housing Fund 416, LLC		DE	99-4766903
AHP Housing Fund 417, LLC		DE	99-4787031
AHP Housing Fund 418, LLC		DE	99-4997756
AHP Housing Fund 419, LLC		DE	99-5008800
AHP Housing Fund 420, LLC		DE	99-5027417
AHP SLP LLC		DE	84-3047721
Hunt Capital Partners Tax Credit Fund 2012 - Oak Hill, LLC (FKA AHP Housing Fund 13, LLC)		DE	30-0746548
Round Lake Beach LP		IL	26-4069096
KCIC LIHTC 13 LLC		DE	33-1491361
Env Bentwood Townhomes MTE LLC		DE	33-1512928
Susan Emmons MTE LLC		DE	33-1470827
AHP Historic Partners, LLC		DE	30-0954214
AHP State Affordable, LLC		DE	32-0406704
AHP State Housing Fund 11, LLC		DE	85-3262876
AHP State Housing Fund 12, LLC		DE	85-3288529
AHP State Housing Fund 13, LLC		DE	85-3298919
AHP State Housing Fund 14, LLC		DE	85-3325040
AHP State Housing Fund 15, LLC		DE	85-3344981
AHP State Housing Fund 16, LLC		DE	85-3449216
AHP State Housing Fund 17, LLC		DE	85-3553551
AHP State Housing Fund 18, LLC		DE	85-3489037
AHP State Housing Fund 19, LLC		DE	85-3528525
AHP State Housing Fund 20, LLC		DE	85-3551155
KCIC LIHTC 6 LLC		DE	93-1907645
Keeler Park MTE LLC		DE	93-1916323
KCIC LIHTC 10 LLC		OH	93-3962237
Fort Vancouver Preservation MTE, LLC		DE	93-4063751
MLK 2 Associates MTE, LLC		DE	93-4087589
Standard Denbigh Trace Venture MTE, LLC		DE	93-4017624

SCHEDULE Y - INFORMATION CONCERNING ACTIVITIES OF INSURER MEMBERS OF A HOLDING COMPANY GROUP

PART 1 - ORGANIZATIONAL CHART

	NAIC	DOMICILE	FED ID#
Sutton Place Preservation MTE, LLC		DE	93-4050557
Tallahoma Village Community Partners MTE, LLC		DE	93-3996295
KCIC LIHTC 12 LLC		DE	99-0750494
Perry Homes I MTE LLC		DE	99-0778341
Perry Homes I LLC		NY	92-3555868
SunAmerica Affordable Housing Partners 127, A Nevada Limited Partnership		NV	20-0298402
SunAmerica Affordable Housing Partners 176, A Nevada Limited Partnership		NV	61-1702231
Albecca Inc.		GA	39-1389732
Larson-Juhl International LLC		GA	58-2140960
Larson-Juhl A.S.		NOR	
Larson-Juhl Australia		AUS	
Megawood Mouldings Pty Ltd.		AUS	
Larson-Juhl Canada Ltd.		CAN	
Larson-Juhl France LLC		GA	58-2140956
Larson-Juhl Germany		DEU	58-2233652
Larson-Juhl Korea, Limited		KOR	58-2233650
Larson-Juhl Netherlands B.V.		NLD	
Barth Larson-Juhl B.V.		NLD	98-0221556
Larson-Juhl New Zealand Limited		NZL	
Larson-Juhl Nippon Co., Ltd.		JPN	
Larson-Juhl Qingdao Co. Ltd.		CHN	
Larson-Juhl Sweden A.B.		SWE	
Tranaslist A.B.		SWE	
Larson-Juhl US LLC		GA	58-2398627
Northhampton Acquisition Limited		GBR	
Larson-Juhl Ireland Ltd.		IRL	
Larson-Juhl s.r.o.		CZE	
Larson-Juhl UK		GBR	98-0221543
Lira s.r.o.		CZE	
Magnolia Group Limited		GBR	
Alleghany Corporation		DE	51-0283071
Alleghany Capital Corporation		DE	13-3725517
Alleghany Hospitality Investments LLC		DE	84-2630349
First Act, LLC		DE	81-3075316
IPS-Integrated Project Services, LLC		DE	23-2561581
Anchorbuoy Ltd		IMN	98-1638183
Amiston Linesight Limited		BHR	98-1638594
Amiston Linesight Limited (IE)		IRL	98-1637861
An Iorua AS		NOR	98-1663102
Anchor GCC Ltd		IMN	98-1640296
BS An Ghearmain GMBH		DEU	98-1640595
BS Denmark Aps		DNK	98-1641258
BS Isiltir BV		NLD	98-1641587
Citwide Consultants Limited		HKG	98-1641714
Cuanbac Limited		IRL	98-1642467
Cuanbac Ltd (UK)		GBR	98-1640994
Cuanbac Spain S.L.U		ESP	98-1639768
Downbay Limited		GBR	98-1641364
Kiabay Unlimited Company		IRL	98-1639401
Line Radharc Limited		IRL	98-1641965
Linesight AB		SWE	
Linesight Chile SPA		CHL	98-1642275
Linesight Company Limited		SAU	98-1641927
Linesight Consulting LLC		DE	82-4414027
Linesight consulting Private Ltd		IND	98-1641362
Linesight Consulting Shanghai Limited		CHN	98-1641376
Linesight DMCC		ARE	98-1641871
Linesight Finland Oy		FIN	98-1641856
Linesight Inc		CAN	
Linesight Italy SRL		ITA	98-1641892
Linesight Japan KK		JPN	98-1654320
Linesight Limited		ISR	98-1638458
Linesight Limited (IE)		IRL	98-1640459
Linesight Poland sp. z o.o.		POL	98-1765248
Linesight PTE Limited		SGP	98-1641600
Linesight PTE. Limited Taiwan Branch (Singapore)		TWN	98-1641883
Linesight S.A. DE C.V.		MEX	
Linesight Sdn. Bhd (Malaysia)		MYS	
Linesight Switzerland Sarl		CHE	98-1663542
Linesight Uruguay S.A		URY	
Millfont Limited		IRL	98-1640315
Murascaille Holdings BV		NLD	98-1640353
Neffont Unlimited		IRL	98-1639774
Planbay Limited		IRL	98-1640952
Rolbay Unlimited Company		IRL	98-1640608
Safebay Limited		IRL	98-1638600
Trenmor Belgium		BEL	98-1642476
Trenmor GmbH		AUT	98-1654665
Trenmor Korea Limited		KOR	98-1731177
Trenmor LLC		DE	38-3818109
Trenmor PTY Limited		AUS	98-1640965
Trenmor SAS ref France		FRA	98-1642441
Trenmor Unlimited Company		IRL	98-1642178
Ercom Engineers, Private Limited		IND	
ILPS Limited Unipessoal LDA		PRT	98-1681468
Integrated Project Services International Pvt Ltd.		IND	98-1169612
IPS Bioengineering Technology (Shanghai) Co., Ltd.		CHN	38-4155004
IPS Professional Engineers and Architects, PC		PA	27-2909419
IPS-Integrated Project Services Corp.		PA	23-2865978
IPS-Integrated Project Services Limited		GBR	98-1169585
IPS-Integrated Project Services (Ireland) Limited		IRL	98-1381700
IPS-Integrated Project Services GmbH		CHE	98-1344891
IPS Architect Services Canada Inc.		CAN	98-1548281
IPS-Integrated Project Services (Germany) GmbH		DEU	98-1469538
IPS-Integrated Project Services, ULC		CAN	98-1345844
IPS-Services de Projets integres (Quebec) S.E.N.C.		CAN	

SCHEDULE Y - INFORMATION CONCERNING ACTIVITIES OF INSURER MEMBERS OF A HOLDING COMPANY GROUP

PART 1 - ORGANIZATIONAL CHART

	NAIC	DOMICILE	FED ID#
IPS-Integrated Project Services, Pvt Ltd		SGP	98-1198327
IPS-Mehtalia, Private Limited		IND	80-0736836
IPS-Servicos de Projetos Integrados Ltda		BRA	98-1105723
Summit Insurance Limited		CYM	98-0171613
The Cardinal Group USA, LLC		DE	46-5038882
Jaz Toys HK Limited		HKG	98-1183185
Jaz Toys UK Ltd		GBR	98-1279867
Jaz Toys UK Ltd. French Branch		FRA	
Jazwares Europe GmbH & Co. KG		DEU	98-1655884
Jazwares GmbH		DEU	98-1279860
Jazwares Holland B.V.		NLD	
Jazwares Europe Management GmbH		DEU	98-1655883
Jazwares Iberia, S.L.		ESP	
Jazwares S. de R.L. de C.V.		MEX	98-1536047
Wicked Cool (HK) Limited		HKG	98-1356068
Jazplus, LLC		DE	84-4049477
Jazwares Entertainment, LLC		DE	47-3729412
Jazwares Soft Creations LLC		DE	92-0285257
Jazwares, LLC		DE	51-0388825
955 Shotgun Road, LLC		FL	82-1541168
959 Shotgun Road, LLC		FL	47-2615350
1067 Studios, LLC		DE	47-4653839
Jazwares Australia Holdco Pty Ltd		AUS	
Jazwares Australia Opco Pty Ltd		AUS	
Jazwares Canada Holdings Inc.		DE	86-1941206
Jazwares Canada LP		DE	
Kelly Toys Holdings, LLC		DE	84-5160796
Wicked Cool Toys Holdings, LLC		DE	81-5112846
Wicked Cool Toys, LLC		DE	90-0859574
Kelly Amusement Holdings, LLC		DE	84-5150269
WWSC Holdings, LLC		DE	20-1535505
Triton Steel, LLC		DE	
W&W Steel Erectors, LLC		DE	27-0915339
W&W-AFCO Steel LLC		DE	35-2530653
Consteel Technical Services, Ltd.		GBR	98-0201656
MCGILL ENGINEERING INDIA PRIVATE LTD		IND	98-1453643
WWEPL Holdings Corp.		DE	82-1608695
W&W Engineering Private, Ltd. India		IND	82-1608695
W&W Steel Company		OK	73-0550968
Z Global Logistics, LLC		DE	84-2599243
Zag Toys Holdings, LLC		DE	82-3784847
Zag Toys, LLC		DE	82-3787181
Alleghany Insurance Holdings LLC		DE	51-0283071
Alleghany Reinsurance Company	12640	VT	20-5101850
CapSpecialty, Inc.		WI	39-1052658
Capitol Facilities Corporation (Wisconsin)		WI	39-1792399
Capitol Indemnity Corporation	10472	WI	39-0971527
Capitol Specialty Insurance Corporation	10328	WI	39-0988659
Platte River Insurance Company	18619	NE	56-0997453
CATA Services Company		WI	46-1500243
Roundwood Asset Management LLC		DE	27-1354706
RSUI Group, Inc.		DE	01-0788257
Resurgens Specialty Underwriting, Inc.		GA	56-1616350
RSUI Indemnity Company	22314	NH	16-0366830
Covington Specialty Insurance Company	13027	NH	26-1168626
Landmark American Insurance Company	33138	NH	73-0994137
RSUI Surplus Lines Insurance Services, Inc.		DE	56-2055341
RSUI Insurance Exchange RPG, Inc.		DE	83-2721193
Alleghany Properties Holdings LLC		DE	68-0339019
Alleghany Properties LLC		DE	68-0339019
APH Las Serenas Simi Valley, LLC		DE	68-0339019
APH SLP, LLC		DE	68-0339019
APH Terracina Cathedral City, LLC		DE	68-0339019
APH Terracina Vineyard LLC		DE	68-0339019
Transatlantic Holdings, Inc.		DE	80-0795986
Integral ILS Ltd.		BMU	
Pillar Capital Holdings Limited		BMU	
Professional Risk Management Services, Inc.		DE	20-4872787
Transatlantic Re (Argentina) S.A.		ARG	
Transatlantic Reinsurance Company	19453	NY	13-5616275
Calpe Insurance Company Limited		GIB	
El Sol Del Paraguay S.A.		PRY	
Fair American Insurance and Reinsurance Company	35157	NY	13-3333610
Fair American Select Insurance Company	15201	DE	46-1213970
Orien Risk Analysts, Inc.		NY	11-3563729
TransRe Europe S.A.		LUX	
TransRe London Limited		GBR	
TransRe London Services Limited		GBR	
TRC Escritório de Representação no Brasil Ltda.		BRA	
TransRe Underwriting Managers Agency Ltd.		DE	81-1939146
TReIMCo Limited		GBR	
Ben Bridge Corporation		WA	94-3366374
Ben Bridge Jeweler, Inc.		WA	91-0695728
Benjamin Moore & Co.		NJ	13-5256230
Benjamin Moore & Co., Limited		CAN	
Benjamin Moore UK Limited		GBR	
Complementary Coatings Corp.		NY	74-3245926
Eco Color Company		NJ	27-0660605
The Indecor Group, Inc.		NJ	22-3522457
Berkshire Hathaway Automotive Inc.		DE	47-2124505
316E Dallas LP		TX	92-1642381
1321 Minters LP		TX	92-1640057
4301 Doskocil LP		TX	92-1642584
ABC Nissan LLC		DE	74-3112441
ACVT Motors, LLC		DE	73-1701637
Artex Automotive Sales II, LLC		DE	75-2827246

SCHEDULE Y - INFORMATION CONCERNING ACTIVITIES OF INSURER MEMBERS OF A HOLDING COMPANY GROUP

PART 1 - ORGANIZATIONAL CHART

	NAIC	DOMICILE	FED ID#
Auto Media, LLC		DE	86-0554751
Bell Road Motors, LLC		DE	46-1127820
BFVT Motors, LLC		DE	26-4753998
BH Automotive LLC		DE	86-0940588
BHA Minority Interest Holdco, Inc.		DE	35-2593468
BHVT Motors, LLC		DE	86-0939888
BWNVT Motors, LLC		DE	20-2019191
Capitol Chevrolet Motors LLC		DE	87-1880877
CAVT, LLC		DE	86-0833438
CHVT Motors, LLC		DE	27-3475637
Crest Cadillac II, LLC		DE	75-2827245
Crest Infiniti II, LLC		DE	75-2827244
Crown Automotive, LLC		DE	37-1205269
Crown Motors, LLC		DE	46-3299318
CTVT Motors, LLC		DE	86-0607143
DBBH Motors LLC		DE	92-2821915
DBVT Motors, LLC		DE	26-4443107
DMVW Motors, LLC		DE	26-1213265
Evansville Automotive (LEX), LLC		DE	13-4236286
Evansville Automotive, LLC		DE	13-4236289
FFBH Motors, LLC		DE	47-2478722
FLTVT, L.L.C.		DE	48-1225754
FMAVT Motors, LLC		DE	46-1058973
FSVT Motors, LLC		DE	45-2613080
GAFVT Motors, LLC		DE	86-0949028
GANVT Motors, LLC		DE	86-0949025
GAWVT Motors, LLC		DE	91-2167192
GMVT Motors, LLC		DE	27-0168543
GPVN Motors, LLC		DE	26-0509104
Grand Prairie Ford, LLC		DE	86-1038667
Grapevine Imports, LLC		DE	75-2642974
HFWBH Motors, LLC		DE	47-2539983
Husker Auto Group, LLC		DE	48-1230195
Infiniti of Scottsdale, LLC		DE	86-0661598
IOC Motors, LLC		DE	27-1457162
Irvtex Automotive Sales II, LLC		DE	75-2827242
Joe Myers Automotive, LLC		DE	76-0183386
Joe Myers Ford II, LLC		DE	76-0660241
Joe Myers Motors-Three, LLC		DE	76-0295766
Kenny Kent Chevrolet Co., LLC		DE	35-0815650
KTVT Motors, LLC		DE	27-1102271
Lone Star Buick-GMC II, LLC		DE	48-1230035
Luke Motor Company II, LLC		DE	75-2827238
LVN Motors, LLC		DE	86-0907173
MBSABH Motors LLC		DE	47-3443043
MCVT Motors, LLC		DE	26-2170637
Metro Auto Auction Dallas, LLC		DE	45-4532478
Metro Auto Auction, LLC		DE	20-2347995
Midway Chevrolet Company I, LLC		DE	86-0202697
Midway Holdings I, LLC		DE	86-0850437
Miles Chevrolet, LLC		DE	37-0981664
MVVT Motors, LLC		DE	27-3520425
NFVT Motors, LLC		DE	45-2413507
NMVT Motors, LLC		DE	86-1018010
NPTBH Motors LLC		DE	81-1369733
PF Automotive LLC		DE	82-4557680
PFVT Motors, LLC		DE	20-3759783
Pinnacle Nissan, LLC		DE	86-0807824
PIVT Motors, LLC		DE	26-0811908
PNVT Motors, LLC		DE	86-1009290
RCJD Motors, LLC		DE	27-2774178
Reliable Automotive, LLC		DE	43-1572730
Reliable Chevrolet (MO), LLC		DE	43-0898180
Reliable Chevrolet (NM), LLC		DE	85-0360254
Reliable Chevrolet II (TX), LLC		DE	75-2827270
Reliable Imports & Motorhomes, LLC		DE	43-1796195
Reliable Motors (AU), LLC		DE	45-4865766
Reliable, LLC		DE	85-0379704
Richardson Automotive II, LLC		DE	75-2827264
RVWVT Motors, LLC		DE	26-3816569
SFVT Investors, LLC		DE	45-2100070
Showcase Automotive LLC		DE	20-2020605
Showcase Motors LLC		DE	20-2020536
Smart Group (The), LP		TX	48-1306143
Smart Group AZ (The), LLC		TX	48-1306143
SN Management, Inc.		TX	33-1043990
SSLVT Motors, LLC		DE	45-4198394
Stonebriar Chevrolet I, LLC		DE	75-2928388
TODVT LLC		DE	86-1014610
TOHVT Motors, LLC		DE	27-4898712
Town East Ford II, LLC		DE	75-2924848
TXVT LLC		DE	86-0871569
V.T. Motors, LLC		DE	86-0850810
Van Chevrolet-Cadillac, LLC		DE	44-0617358
Van Hyundai II, LLC		DE	20-4536566
Vandergriff Automotive II LLC		DE	75-3024222
Vandergriff Chevrolet II, LLC		DE	75-2827256
Vandergriff Hyundai II, LLC		DE	20-3854307
VODVT Motors LLC		DE	20-5651029
VOP Motors, LLC		DE	45-5146534
Zak Products II, LLC		DE	05-0547499
Berkshire Hathaway Credit Corporation		NE	47-0679606
BH Credit LLC		DE	41-2149407
BH-IMC Holdings Inc.		DE	93-4858188
IMC International Metalworking Companies Inc.		DE	93-4843432
A.C.T. Equipment Sales Ltd.		CAN	

SCHEDULE Y - INFORMATION CONCERNING ACTIVITIES OF INSURER MEMBERS OF A HOLDING COMPANY GROUP

PART 1 - ORGANIZATIONAL CHART

	NAIC	DOMICILE	FED ID#
Berkshire Production Supply (Canada)		CAN	
BSW Zerspanungswerkzeuge GmbH		DEU	
D.C. Properties Ltd.		CAN	
D.C.C. Properties s.r.o.		CZE	
IMC (Germany) Holdings GmbH		DEU	
Ingersoll Werkzeuge GmbH		DEU	
Ingersoll France Sarl		FRA	
IMC Benelux B.V.		NLD	
Iscar Nederland B.V.		NLD	
Tungaloy Benelux B.V.		NLD	
YG-1 Co., Ltd.		KOR	
IMC EndMill Ltd.		KOR	
IMC Metaldur S.A		CHE	
Ingersoll Cutting Tool Ltd.		CAN	
Ingersoll Cutting Tools De Mexico, Sa De C.V.		MEX	
Ingersoll Hungary Kft		HUN	
Ingersoll Taegutec Italia S.r.l.		ITA	
Intehna Beo Doo Beograd		SRB	
Intehna d.o.o.		SVN	
Intehna Zagreb Ltd.		HRV	
Iscar Alati d.o.o.		HRV	
Iscar Austria GMBH		AUT	
Iscar Benelux S.A		BEL	
Iscar Bulgaria Eood		BGR	
Iscar C.R. s.r.o.		CZE	
Iscar De Mexico S.A. De C.V.		MEX	
Iscar DO Brasil Comercial Ltda.		BRA	
Iscar Finland OY		FIN	
Iscar Germany GmbH		DEU	
Iscar Greece S.A.		GRC	
Iscar Gulf Holding Ltd		ARE	
Iscar Gulf Trading L.L.C		ARE	
Iscar Hartmetall A.G.		CHE	
I.G.R.E.C. Grundstücksverwaltungs GmbH		DEU	
Iscar Australia Pty. Limited		AUS	
Iscar France S.A.S.		FRA	
Sutol AG		CHE	
Iscar Hungary Kft		HUN	
Iscar Iberica S.A.		ESP	
Iscar Portugal-Tools And Machinery, S.A.		PRT	
Iscar India Private Limited		IND	
Iscar International Trading (Shanghai) Co. Ltd.		CHN	
Iscar Italia s.r.l.		ITA	
Iscar Japan Ltd.		JPN	
Iscar Kazakhstan		KAZ	
Iscar Kesici Takim Ticareti Veimalati Ltd. Sirketi		TUR	
Iscar Ltd.		ISR	98-1160098
Metaor – Metal Injection Industries Ltd.		ISR	
Shafir Production Systems Ltd.		ISR	
Novosurge Technologies Ltd		ISR	
Iscar Metal Cutting Technology (Shanghai) Co., Ltd.		CHN	
Iscar Morocco		MAR	
Iscar Nepremicnine d.o.o.		SVN	
Iscar Poland Sp. Z.o.o.		POL	
Iscar Rezni Alati d.o.o.		HRV	
Iscar Slovenija d.o.o.		SVN	
Iscar South Africa (Pty) Ltd.		ZAF	
Iscar Sr. S.R.O.		SVK	
Iscar Sverige AB		SWE	
Iscar Taiwan, Ltd.		TWN	
Iscar Thailand, Ltd.		THA	
Iscar Tools Argentina S.A.		ARG	
Iscar Tools d.o.o.		SRB	
Iscar Tools Inc.		CAN	
Iscar Tools Ltd.		GBR	
Iscar Tools S.R.L.		ROU	
Iscar Vietnam LLC		VNM	
Isreco A.G.		CHE	
Iswerco Aktiebolag		SWE	
It. Te. Di. S.R.L.		ITA	
Jakob Boss Polska SP Z.O.O		POL	
LLC Iscar		RUS	
LLC TaeguTec RUS		RUS	
LLC TaeguTec Ukraine		UKR	
LLC Iscar Ukraine		UKR	
Morse Production Limited Liability Company		RUS	
Neoboss GMBH		DEU	
Neoboss Taps Kft.		HUN	
NTK Cutting Tools (Shanghai) Co., Ltd.		CHN	
NTK Cutting Tools CO., LTD.		JPN	
NTK Technical Ceramics Korea Co., Ltd.		KOR	
Outiltec E.U.R.L		FRA	
Preco Sp.Z.O.O.		POL	
PT Tungaloy Indonesia		IDN	
PT.TaeguTec Indonesia		IDN	
S.C. TaeguTec Tools S.R.L.		ROU	
Sci Ifreco		FRA	
Taegutec (Thailand) Ltd.		THA	
TaeguTec Argentina S.A.		ARG	
Taegutec Australia Pty Ltd		AUS	
TaeguTec CR s.r.o.		CZE	
Taegutec Cutting Tools Trading (Shanghai) Co. Ltd.		CHN	
Taegutec d.o. Brazil Ltda.		BRA	
TaeguTec Gulf Holding LTD		ARE	
TaeguTec Hungary Kft		HUN	
TaeguTec India Private Limited		IND	

SCHEDULE Y - INFORMATION CONCERNING ACTIVITIES OF INSURER MEMBERS OF A HOLDING COMPANY GROUP

PART 1 - ORGANIZATIONAL CHART

	NAIC	DOMICILE	FED ID#
Taegutec Japan Ltd		JPN	
Taegutec Ltd.		KOR	
IMC International Metalworking Engineering & Production (Dalian) Co. Ltd.		CHN	
KMS Ltd.		KOR	
Taegutec Tooling Systems Malaysia Sdn. Bhd.		MYS	
Xiamen Honglu Tungsten-Molybdenum Industry Co., Ltd.		CHN	
TaeguTec Polska SP. z o.o.		POL	
TaeguTec Scandinavia A/S		DNK	
Taegutec Slovakia S.R.O		SVK	
TaeguTec South Africa(Proprietary) Limited		ZAF	
TaeguTec Spain, S.L.U		ESP	
Taegutec U.K. Ltd.		GBR	
TaeguTec Vietnam Limited Liability Company		VNM	
Tagutec Kesici Takimlar Sanayi Ve Ticaret A.S.		TUR	
Tungaloy Corporation		JPN	98-0560533
Nangchang Cemented Carbide Ltd. Company		CHN	
Tungaloy Cutting Tool (Shanghai) Co. Ltd.		CHN	
Tungaloy Friction Material Vietnam Ltd.		VNM	
Tungaloy Malaysia SDN BHD		MYS	
Tungaloy Taiwan Corporation		TWN	
Tungaloy-NTK Cutting Tool (Thailand) Co., Ltd.		THA	
Tungaloy-NTK Germany GmbH		DEU	
Tungaloy Cutting Tools Taiwan Co., Ltd		TWN	
Tungaloy Czech SRO		CZE	
Tungaloy France s.a.s		FRA	
Tungaloy Gulf Holdings Ltd.		ARE	
Tungaloy FZE		ARE	
Tungaloy Hungary Kft		HUN	
Tungaloy Iberica, S.L.		ESP	
Tungaloy India Private Limited		IND	
Tungaloy Italia S.r.l.		ITA	
Tungaloy Kesici Takimlar Sanayi Ve Ticaret A.S		TUR	
Tungaloy Korea Ltd.		KOR	
Tungaloy Polska SP. z o.o.		POL	
Tungaloy Rezni Alati d.o.o		HRV	
Tungaloy Rus LLC		RUS	
Tungaloy Scandinavia AB		SWE	
Tungaloy-NTK do Brasil Comercio DE Ferramentas DE Corte Ltda		BRA	
Tungaloy-NTK UK Limited		GBR	
Tungaloy-NTK Vietnam Limited Liability Company		VNM	
Twing-M ALC		BLR	
U.O.P. S.P.A.		ITA	
Wertsam Technology, S.L.		ESP	
Zhejiang Songde NC-Tools Co., Ltd.		CHN	
Shanghai Yonghao Machinery Co., Ltd.		CHN	
Songde Tools (Changxing) Technology Co., Ltd		CHN	
ITTI Group USA Holdings, Inc.		DE	75-2908704
D.I. Properties Inc.		TX	75-2546832
Herramientas Especializadas Rrks Sa De Cv		MEX	
Ingersoll Cutting Tool Company Inc.		DE	75-2908703
Iscar Metals Inc.		NJ	11-2129228
ITTI Investment Holdings Inc.		DE	37-1737373
Abrasive Tool Company, LLC		DE	92-3717049
Berkshire Production Supply LLC		MI	20-2178725
Butler Brothers Supply Division, LLC		DE	01-0227197
Cutting Tools Holdings, LLC		DE	83-3800689
Cutting Tools, LLC		KY	61-0705435
Decatur Custom Tool, LLC		DE	90-1900478
EGC Kromi GmbH		DEU	
EWIE Group of Companies, LLC		DE	83-3043953
IMCO Carbide Tool Inc.		DE	34-1237442
Industrial Tooling & Supply LLC		DE	63-0854239
Iwen Tool Supply, LLC		DE	38-2777964
James H. Cross Co., LLC		DE	25-1261676
Manufacturing Solutions of Minnesota, LLC		DE	27-0168957
Max Tool, Inc.		AL	63-0899529
Precision Cutting Technologies, Inc.		DE	45-4673903
BKI Oldco Inc.		IL	36-2827595
Diamond Technology Innovations, Inc.		WA	71-0975197
Supermill, LLC		DE	30-1025039
Precision Cutting Tools, LLC		DE	82-5373403
Productos Industriales Rrks Sa De Cv		MEX	
Tool-Flo Manufacturing, Inc		TX	74-1990355
Tungaloy-NTK America Inc.		IL	36-3511418
Tungaloy-NTK De Mexico S.A.		MEX	
BH Holding LLC		DE	46-5629651
WPLG, Inc.		DE	32-0551209
Miami Tower, LLC		FL	20-8038410
BH Media Group, Inc.		DE	45-5344990
Berkshire Hathaway Energy Company		IA	94-2213782
BHE Canada, LLC		DE	46-1251130
BHE Canada Holdings Corporation		CAN	83-3544190
AlbertaEx, L.P.		CAN	
BHE AltaLink Ltd.		CAN	
BHE Alberta Ltd.		CAN	
AltaLink Holdings, L.P.		CAN	
AltaLink Investments, L.P.		CAN	
AltaLink, L.P.		CAN	
Kainailink, L.P.		CAN	
PiikaniLink, L.P.		CAN	
AltaLink Investment Management Ltd.		CAN	
AltaLink Management Ltd.		CAN	
BHE GP Holdings Ltd.		CAN	
BHE Canada Limited		CAN	
AlbertaEx G.P. Inc		CAN	
BHE Canada Management Ltd.		CAN	

SCHEDULE Y - INFORMATION CONCERNING ACTIVITIES OF INSURER MEMBERS OF A HOLDING COMPANY GROUP

PART 1 - ORGANIZATIONAL CHART

	NAIC	DOMICILE	FED ID#
BHE Canada Rattlesnake G.P. Inc.		CAN	
MATL Canada G.P. Inc.		CAN	
NEP Limited GP Inc.		CAN	
NAT-1 GP Inc.		CAN	
BHE Canada, L.P.		CAN	
BHE Canada Rattlesnake L.P.		CAN	
NEP Holdings Limited Partnership		CAN	
NAT-1 Limited Partnership		CAN	
MATL Canada L.P.		CAN	
BHE Montana, LLC		DE	45-4073481
BHE Glacier Wind 1, LLC		DE	45-0597148
BHE Glacier Wind 2, LLC		DE	26-2438366
BHE Power Watch, LLC		DE	27-0515262
BHE Rim Rock Wind, LLC		DE	27-2860287
BHE Wind Watch, LLC		DE	80-0772521
BHEM Balancing Authority Services, LLC		DE	45-3167899
BHE Pipeline Group, LLC		DE	85-1727774
Alaska Gas Transmission Company, LLC		DE	20-0730905
Alaska Gas Pipeline Company, LLC		CAN	45-2081405
BHE CS Holdings, LLC		DE	84-3193556
BHE Compression Services, LLC		DE	84-3202708
BHE GT&S, LLC		DE	85-1944244
Carolina Gas Services, Inc.		VA	47-4574139
Eastern Energy Gas Holdings, LLC		VA	46-3639580
Carolina Gas Transmission, LLC		SC	57-0655473
Eastern Gas Transmission and Storage, Inc.		DE	55-0629203
Tioga Properties, LLC		DE	30-0108564
Eastern MLP Holding Company II, LLC		VA	47-3459919
Cove Point GP Holding Company, LLC		DE	46-5176788
Cove Point LNG, LP		DE	51-0363076
Iroquois, Inc.		DE	55-0704971
Iroquois GP Holding Company, LLC		DE	55-0704971
Iroquois Gas Transmission System L.P.		DE	06-1285387
Eastern Gathering and Processing, Inc.		VA	47-5154245
Modular LNG Holdings, Inc.		VA	82-3625237
NiChe LNG, LLC		DE	82-3638191
NiChe Storage Solutions, LLC		DE	84-5186120
Pivotal LNG, LLC		DE	20-5447265
Pivotal JAX LNG, LLC		DE	36-4801462
JAX LNG, LLC		DE	36-4802342
Rev LNG SSL BC LLC		PA	38-3944800
KR Holding, LLC		DE	75-3045251
Kern River Gas Transmission Company		DE	76-0185455
MidAmerican Energy Machining Services LLC		DE	41-2068177
NNGC Acquisition, LLC		DE	82-0556195
Northern Natural Gas Company		DE	93-0932349
BHE Renewables, LLC		DE	45-3657885
BHE Geothermal, LLC		DE	45-4242204
CalEnergy Generation Operating Company		DE	39-1988036
CalEnergy Geothermal Holding, LLC		DE	46-2446184
CalEnergy, LLC		DE	46-2437007
CE Generation, LLC		DE	47-0818523
BHE Gas, Inc.		TX	76-0284201
BHER Power Resources, Inc.		DE	76-0209869
Falcon Power Operating Company		TX	76-0270150
Saranac Energy Company, Inc.		DE	76-0263606
Saranac Power Partners, L.P.		DE	76-0370293
North Country Gas Pipeline Corporation		NY	76-0373017
California Energy Development Corporation		DE	77-0321523
California Energy Yuma Corporation		UT	87-0468648
CalEnergy YCA Partner 2, LLC		DE	93-4770968
Yuma Cogeneration Associates		UT	87-0484750
Magma Power Company		NV	95-3694478
Black Rock Geothermal LLC		DE	92-1157169
CalEnergy Minerals LLC		DE	47-0810718
CalEnergy Operating Corporation		DE	33-0268085
CE Leathers Company		CA	27-1573694
CE Turbo LLC		DE	47-0812159
Del Ranch Company		CA	27-1573463
Desert Valley Company		CA	33-0335627
Earth Energy Power Link LLC		DE	92-1538487
Elmore Company		CA	27-1573610
Elmore North Geothermal LLC		DE	88-4338071
Fish Lake Power LLC		DE	33-0453364
Imperial Magma LLC		DE	95-2636966
Magma Land Company I		NV	33-0560469
Magma/Geo-83 JV		CA	33-0557782
Morton Bay Geothermal LLC		DE	92-1188544
Salton Sea Power Company		NV	33-0560471
Salton Sea Power Generation Company		CA	27-1573861
Salton Sea Power L.L.C.		DE	47-0810713
Vulcan Power Company		NV	95-2636765
Vulcan/BN Geothermal Power Company		NV	95-3992087
CE Geothermal, Inc.		DE	77-0321525
Cordova Energy Company LLC		DE	42-1488428
MidAmerican Geothermal Development Corporation		DE	52-2353098
BHE Hydro, LLC		DE	45-3827832
BHER San Vicente Holdings, LLC		DE	88-4105342
BHER/KIEWIT SVESF, LLC		DE	92-0425540
Wailuku Investment, LLC		SD	45-4891379
Wailuku Holding Company, LLC		DE	20-4458668
S.W. Hydro, Inc.		DE	52-1917849
Wailuku River Hydroelectric Power Company, Inc.		HI	52-1678231
Wailuku River Hydroelectric Limited Partnership		HI	52-1754375
BHE Infrastructure Group, LLC		DE	85-3561338
BHE Infrastructure Services, LLC		DE	85-3909604

SCHEDULE Y - INFORMATION CONCERNING ACTIVITIES OF INSURER MEMBERS OF A HOLDING COMPANY GROUP

PART 1 - ORGANIZATIONAL CHART

	NAIC	DOMICILE	FED ID#
Texas Emergency Power Reserve, LLC		DE	86-3317628
BHE Solar, LLC		DE	45-3608493
Alamo 6 Solar Holdings, LLC		DE	81-4099469
Alamo 6, LLC		DE	47-2454031
Solar San Antonio LLC		DE	32-0452012
BHE AC Holding, LLC		DE	45-4035801
BHES CSG Holdings, LLC		DE	81-4799818
BHE Community Solar, LLC		DE	81-1952874
Geronimo Community Solar Gardens Holding Company, LLC		DE	82-0737137
Andromeda Community Solar Gardens, LLC		MN	37-1791075
Antares Community Solar Gardens, LLC		MN	38-3978157
Antares CSG1, LLC		MN	47-5028133
Antares CSG2, LLC		MN	47-5042238
Antares CSG3, LLC		MN	47-5050085
Antlia Community Solar Gardens, LLC		MN	35-2541005
Antlia CSG1, LLC		MN	47-5183888
Antlia CSG2, LLC		MN	47-5196460
Argo Navis Community Solar Gardens, LLC		MN	35-2544176
Argo Navis CSG1, LLC		MN	47-5484483
Argo Navis CSG2, LLC		MN	47-5510448
Argo Navis CSG3, LLC		MN	47-5520932
Aries Community Solar Gardens, LLC		MN	35-2537481
Aries CSG1, LLC		MN	47-4702940
Aries CSG2, LLC		MN	47-4722301
Aries CSG3, LLC		MN	47-4743067
Aries CSG4, LLC		MN	47-4754001
Caelum Community Solar Gardens, LLC		MN	36-4817518
Caelum CSG1, LLC		MN	35-2543546
Caelum CSG2, LLC		MN	38-3981555
Capella Community Solar Gardens, LLC		MN	30-0881184
Capella CSG1, LLC		MN	47-5028242
Capella CSG2, LLC		MN	47-5042364
Capella CSG3, LLC		MN	47-5050175
Capella CSG4, LLC		MN	47-5069998
Capella CSG5, LLC		MN	47-5075729
Carina Community Solar Gardens, LLC		MN	61-1770095
Carina CSG1, LLC		MN	47-5222072
Carina CSG2, LLC		MN	47-5234184
Carina CSG3, LLC		MN	47-5240288
Carina CSG4, LLC		MN	47-5264303
Centaurus Community Solar Gardens, LLC		MN	38-3979686
Centaurus CSG1, LLC		MN	47-5289747
Centaurus CSG2, LLC		MN	47-5312842
Corvus Community Solar, LLC		MN	
Corvus CSG1, LLC		MN	37-1784940
Corvus CSG2, LLC		MN	35-2534495
Corvus CSG3, LLC		MN	36-4811265
Corvus CSG4, LLC		MN	35-2534742
Corvus CSG5, LLC		MN	32-0467964
Crater Community Solar Gardens, LLC		MN	36-4818226
Crater CSG1, LLC		MN	35-2544152
Crater CSG2, LLC		MN	38-3982164
Crater CSG3, LLC		MN	36-4818226
Delphinus Community Solar Gardens, LLC		MN	30-0883354
Delphinus CSG1, LLC		MN	47-5222259
Delphinus CSG2, LLC		MN	47-5234717
Gemini Community Solar, LLC		DE	32-0471595
Lyra Community Solar Gardens, LLC		MN	37-1794122
Lyra CSG1, LLC		MN	47-5418219
Lyra CSG2, LLC		MN	47-5429274
Lyra CSG3, LLC		MN	47-5443991
Mapleton Community Solar, LLC		MN	35-2534346
Mapleton CSG1, LLC		MN	47-4258920
Mapleton CSG2, LLC		MN	47-4267285
Morgan Community Solar, LLC		MN	
Morgan CSG1, LLC		MN	
Morgan CSG2, LLC		MN	
Morgan CSG3, LLC		MN	
Pegasus Community Solar Gardens, LLC		MN	37-1787857
Pegasus CSG1, LLC		MN	47-4703078
Pegasus CSG2, LLC		MN	47-4722408
Pollux Community Solar Gardens, LLC		MN	32-0476683
Pollux CSG1, LLC		MN	47-5406387
Pollux CSG2, LLC		MN	47-5417900
Spica Community Solar Gardens, LLC		MN	37-1792593
Spica CSG1, LLC		MN	47-5264402
Spica CSG2, LLC		MN	47-5278675
Taurus Community Solar, LLC		DE	38-3975495
Taurus CSG1, LLC		DE	
Taurus CSG2, LLC		DE	
Taurus CSG3, LLC		DE	
Taurus CSG4, LLC		DE	
Vega Community Solar Gardens, LLC		MN	37-1791123
Vega CSG1, LLC		MN	47-5184072
Vega CSG2, LLC		MN	47-5196290
Vega CSG3, LLC		MN	47-5203160
Vega CSG4, LLC		MN	47-5221938
Vega CSG5, LLC		MN	47-5233828
BHES Pearl Solar Holdings, LLC		DE	81-4247309
BHE Pearl Solar Holdings, LLC		DE	33-0887562
BHE Pearl Solar, LLC		DE	37-1795093
Geronimo Community Solar Gardens, LLC		DE	47-2551010
Chisago Community Solar 1, LLC		DE	47-2707576
Chisago Community Solar 2, LLC		DE	47-2741432
Chisago Community Solar 3, LLC		DE	47-2749933
Chisago Community Solar 4, LLC		DE	47-2778958

SCHEDULE Y - INFORMATION CONCERNING ACTIVITIES OF INSURER MEMBERS OF A HOLDING COMPANY GROUP

PART 1 - ORGANIZATIONAL CHART

	NAIC	DOMICILE	FED ID#
Chisago Community Solar Gardens, LLC		DE	47-2692444
Gemini CSG1, LLC		DE	47-4774349
Gemini CSG2, LLC		DE	47-4781457
Gemini CSG3, LLC		DE	47-4797777
Northfield Community Solar Gardens, LLC		DE	47-3231724
Northfield CSG1, LLC		DE	47-3245282
Northfield CSG2, LLC		DE	47-3258549
Northfield CSG3, LLC		DE	47-3773707
Northfield CSG4, LLC		DE	47-3788729
Northfield CSG5, LLC		DE	47-3808048
Orion Community Solar Gardens, LLC		DE	47-3158764
Orion CSG1, LLC		DE	47-3189271
Orion CSG2, LLC		DE	47-3196305
Orion CSG3, LLC		DE	47-3218373
Paynesville Community Solar 1, LLC		DE	47-2890944
Paynesville Community Solar 2, LLC		DE	47-2907275
Paynesville Community Solar 3, LLC		DE	47-2920147
Paynesville Community Solar 4, LLC		DE	47-2931223
Paynesville Community Solar 5, LLC		DE	47-2949234
Paynesville Community Solar Gardens, LLC		DE	47-2315052
Rosemount Community Solar Gardens, LLC		DE	47-2063545
Rosemount CSG1, LLC		DE	47-2340567
Rosemount CSG2, LLC		DE	47-2346447
Rosemount CSG3, LLC		DE	47-2362204
Rosemount CSG4, LLC		DE	47-2369937
Rosemount CSG5, LLC		DE	47-2394273
Sunrise Community Solar 1, LLC		DE	47-2806671
Sunrise Community Solar 2, LLC		DE	47-2817754
Sunrise Community Solar 3, LLC		DE	47-2826136
Sunrise Community Solar 4, LLC		DE	47-2839896
Sunrise Community Solar 5, LLC		DE	47-2852599
Sunrise Community Solar Gardens, LLC		DE	47-2783772
Ursa Community Solar, LLC		DE	61-1762611
Ursa CSG1, LLC		DE	37-1784927
Ursa CSG2, LLC		DE	37-1784883
Ursa CSG3, LLC		DE	36-4811079
Ursa CSG4, LLC		DE	35-2534420
Ursa CSG5, LLC		DE	61-1763220
PRL Solar, LLC		DE	93-2684305
Solar Star Projects Holding, LLC		DE	46-1296159
Solar Star 3, LLC		DE	46-1499369
Solar Star 4, LLC		DE	82-4623869
Solar Star Funding, LLC		DE	46-2402387
SSC XIX, LLC		DE	46-1312593
Solar Star California XIX, LLC		DE	80-0855162
SSC XX, LLC		DE	46-1322726
Solar Star California XX, LLC		DE	80-0855190
TPZ Holding, LLC		DE	45-3717428
Topaz Solar Farms LLC		DE	27-1200627
BHE Wind, LLC		DE	45-3608546
BHER Flat Top Wind Holdings, LLC		DE	87-3504073
Flat Top Holdings, LLC		DE	38-4007385
Flat Top Wind I, LLC		DE	46-1396389
BHER Gopher Wind Holdings, LLC		DE	87-1409445
Fluvanna Holdings 2, LLC		DE	85-0933881
Fluvanna Wind Energy 2, LLC		DE	81-4732929
BHER IWE Holdco, LLC		DE	86-3501782
BHER Independence Wind Holdco, LLC		DE	86-3477710
Independence Wind Energy LLC		IA	85-2558721
BHER Mariah Wind Holdings, LLC		DE	87-4324819
FR Mariah Holdings II, LLC		DE	81-0732806
Mariah del Norte LLC		DE	
BHER Rio Bravo Wind Holdings, LLC		DE	99-4493675
BHER Santa Rita Holdings, LLC		DE	82-2814718
BHER Santa Rita Investment, LLC		DE	82-2941893
Santa Rita Wind Energy LLC		DE	32-0505827
BH2H Holdings, LLC		DE	82-4645009
Bishop Hill II Holdings, LLC		DE	45-3827786
Bishop Hill Energy II LLC		DE	27-3400990
Bishop Hill Interconnection LLC		DE	80-0818943
GPWH Holdings, LLC		DE	81-4203330
Grande Prairie Wind Holdings, LLC		DE	81-2637784
Grande Prairie Wind, LLC		DE	26-1887917
Grande Prairie Land Holding, LLC		DE	81-4387037
Grande Prairie Wind II, LLC		DE	81-2044072
Jumbo Road Holdings, LLC		DE	46-5277885
TX Jumbo Road Wind, LLC		DE	47-1221512
Marshall Wind Energy Holdings, LLC		DE	81-2624560
Marshall Wind Energy LLC		KS	46-4207911
MidAmerican Wind Tax Equity Holdings, LLC		DE	47-2511435
BHE Investment Group LLC		DE	86-2751797
BHE B Tax Equity Holdings LLC		DE	86-3292341
MWTEH Amadeus Class A Member, LLC		DE	86-2728076
Pinyon Pines I Holding Company, LLC		DE	46-1859029
Pinyon Pines Wind I, LLC		DE	27-1465453
Pinyon Pines II Holding Company, LLC		DE	46-1865130
Pinyon Pines Wind II, LLC		DE	27-2498877
Pinyon Pines Projects Holding, LLC		DE	81-4812743
Pinyon Pines Funding, LLC		DE	81-4837773
WRW Holding, LLC		DE	99-1962693
Walnut Ridge Wind, LLC		DE	56-2580746
BHE WV Holdings, LLC		DE	88-3892988
BHE Ravenswood, LLC		DE	88-3865114
BHE WV Renewables, LLC		DE	92-0308510
BHER WV Solar, LLC		DE	92-1734925
BHER Ravenswood Solar 1, LLC		DE	93-3977708

SCHEDULE Y - INFORMATION CONCERNING ACTIVITIES OF INSURER MEMBERS OF A HOLDING COMPANY GROUP

PART 1 - ORGANIZATIONAL CHART

	<u>NAIC</u>	<u>DOMICILE</u>	<u>FED ID#</u>
BHER WV Wind, LLC		DE	92-1774360
Elk Valley Wind, LLC		DE	92-2629656
West Virginia Land Holdings, LLC		DE	33-2200829
BHER Market Operations, LLC		DE	84-4402531
BHER Minerals, LLC		DE	84-4180674
TL BHER Holdings, LLC		DE	99-3396192
BHER TL Tech, LLC		DE	99-3363140
TL BHER Ex-IV, LLC		DE	99-3347786
BHER Operating Company, LLC		DE	93-4613915
MES Holding, LLC		DE	46-2573884
IES Holding II, LLC		DE	47-3317184
eVolution Systems Ltd.		ISR	
MidAmerican Energy Services, LLC		DE	47-3311411
Renewable Development Ventures, LLC		DE	92-1494069
BHE Turbomachinery, LLC		DE	92-0448227
BHE U.K. Electric, Inc.		DE	47-0803685
BHE U.K. Inc.		DE	47-0769690
BHE U.K. Power, Inc.		DE	47-0803686
Northern Powergrid Holdings Company		GBR	
Northern Powergrid UK Holdings		GBR	98-0173268
Northern Powergrid Limited		GBR	
Integrated Utility Services Limited		IRL	
Northern Electric plc.		GBR	
CE Electric Services Limited		GBR	
Central PowerGrid Limited		GBR	
East Powergrid Limited		GBR	
Eastern Powergrid Limited		GBR	
Infrastructure North Limited		GBR	
Integrated Utility Services Limited		GBR	
IUS Limited		GBR	
Midlands PowerGrid Limited		GBR	
NEDL Limited		GBR	
North East PowerGrid Limited		GBR	
North Eastern PowerGrid Limited		GBR	
North PowerGrid Limited		GBR	
North West PowerGrid Limited		GBR	
North Western PowerGrid Limited		GBR	
Northern Electric Distribution Limited		GBR	
Northern Electric Properties Limited		GBR	
Northern Electric Share Scheme Trustee Limited		GBR	
Northern Electricity (North East) Limited		GBR	
Northern Electricity (Yorkshire) Limited		GBR	
Northern Electricity Limited		GBR	
Northern Electricity Networks Company (North East) Limited		GBR	
Northern Electricity Networks Company (Yorkshire) Limited		GBR	
Northern Electricity Networks Company Limited		GBR	
Northern Electrics Limited		GBR	
Northern Energy Funding Company Limited		GBR	
Northern Power Networks Company (North East) Limited		GBR	
Northern Power Networks Company (Yorkshire) Limited		GBR	
Northern Power Networks Company Limited		GBR	
Northern PowerGrid (North West) Limited		GBR	
Northern Powergrid (Northeast) plc		GBR	
Northern Electric Finance plc.		GBR	
Northern Powergrid Metering Limited		GBR	
Northern Transport Finance Limited		GBR	
Northern Utility Services Limited		GBR	
PowerGrid (Central) Limited		GBR	
PowerGrid (East) Limited		GBR	
PowerGrid (Eastern) Limited		GBR	
PowerGrid (Midlands) Limited		GBR	
PowerGrid (North East) Limited		GBR	
PowerGrid (North Eastern) Limited		GBR	
PowerGrid (North West) Limited		GBR	
PowerGrid (North Western) Limited		GBR	
PowerGrid (North) Limited		GBR	
PowerGrid (Northern) Limited		GBR	
PowerGrid (South East) Limited		GBR	
PowerGrid (South Eastern) Limited		GBR	
PowerGrid (South West) Limited		GBR	
PowerGrid (South Western) Limited		GBR	
PowerGrid (South) Limited		GBR	
PowerGrid (Southern) Limited		GBR	
PowerGrid (West) Limited		GBR	
PowerGrid (Western) Limited		GBR	
PowerGrid (Yorkshire) Limited		GBR	
Selectusonline Limited		GBR	
South East PowerGrid Limited		GBR	
South Eastern PowerGrid Limited		GBR	
South PowerGrid Limited		GBR	
South West PowerGrid Limited		GBR	
South Western PowerGrid Limited		GBR	
Southern PowerGrid Limited		GBR	
Vehicle Lease and Service Limited		GBR	
VLS Limited		GBR	
West PowerGrid Limited		GBR	
Western PowerGrid Limited		GBR	
Yorkshire Electricity Distribution Limited		GBR	
Yorkshire PowerGrid Limited		GBR	
Northern Powergrid Gas Limited		GBR	
CalEnergy Gas (Holdings) Limited		GBR	
CalEnergy Resources Limited		GBR	98-0413165
CalEnergy Gas Limited		GBR	
CalEnergy Resources (Australia) Limited		GBR	
Canadian Solar Investment Management Pty Ltd		AUS	
Canadian Solar Investment Holdco Pty Ltd		AUS	

SCHEDULE Y - INFORMATION CONCERNING ACTIVITIES OF INSURER MEMBERS OF A HOLDING COMPANY GROUP

PART 1 - ORGANIZATIONAL CHART

	<u>NAIC</u>	<u>DOMICILE</u>	<u>FED ID#</u>
Canadian Solar Investment Finco Pty Ltd		AUS	
Gunnedah Holdco Pty Ltd		AUS	
Gunnedah Asset Trust		AUS	
Gunnedah SF Pty Ltd		AUS	
Gunnedah Finco Pty Ltd		AUS	
Gunnedah Holding Trust		AUS	
Suntop Holdco Pty Ltd		AUS	
Suntop Asset Trust		AUS	
Suntop SF Pty Ltd		AUS	
Suntop Finco Pty Ltd		AUS	
Suntop Holding Trust		AUS	
Canadian Solar Investment Trust		AUS	
CalEnergy Resources (Operator) Limited		GBR	
CalEnergy Infrastructure Limited		GBR	
CalEnergy North Sea Limited		GBR	
CalEnergy SNS Limited		GBR	
CalEnergy Resources (UK) Limited		GBR	
CalEnergy Resources Poland Sp. z o.o.		POL	98-0413167
Baltic Gas Sp. Z o.o.		POL	
Baltic Gas Sp. z o.o. i wspólnicy sp. k.		POL	
NewGen Drilling Pty Limited		AUS	
Yorkshire Power Group Limited		GBR	
Yorkshire Electricity Group plc.		GBR	
Northern Powergrid (Yorkshire) plc.		GBR	98-0447153
ElectraLink Limited		GBR	
YEDL Limited		GBR	
Yorkshire Power Finance Limited		CYM	
BHE U.S. Transmission, LLC		DE	41-2049792
BHE America Transco, LLC		DE	26-0819025
BHE Texas Transco, LLC		DE	26-0818953
Electric Transmission Texas, LLC		DE	61-1517073
California Utility HoldCo, LLC		DE	46-4423014
MidAmerican Central California Transco, LLC		DE	46-4080723
Midwest Power Transmission Iowa, LLC		DE	45-3155724
Midwest Power Transmission Texas, LLC		DE	47-1043706
Montana Alberta Tie US Holdings GP Inc.		MT	27-0818912
Montana Alberta Tie LP Inc.		MT	27-0819161
MATL LLP		MT	26-1444727
MTL Canyon Holdings, LLC		DE	47-1415608
TransCanyon, LLC		DE	32-0448334
TransCanyon Gates, LLC		DE	
TransCanyon Western Development, LLC		DE	
CalEnergy Company, Inc.		DE	47-0810714
CalEnergy International Services, Inc.		DE	47-0782328
CalEnergy Investments C.V.		NLD	98-0223222
Magma Netherlands B.V.		NLD	
CalEnergy Pacific Holdings Corp.		DE	91-1854166
CE Casecnan Ltd.		BMU	98-0416566
CE Casecnan II, Inc.		PHL	98-0417848
CE Casecnan Water and Energy Company, Inc.		PHL	
CE Electric (NY), Inc.		DE	13-3958010
CE International Investments, Inc.		DE	91-1758221
CE Mahanagdong Ltd.		BMU	98-0399102
CE Philippines Ltd.		BMU	
HomeServices of America, Inc.		DE	41-1945806
HN Real Estate Group, L.L.C.		GA	58-1982676
HN Referral Corporation		GA	58-2021882
Township Title Services, LLC		GA	20-5221836
HomeServices Insurance, Inc.		NE	47-0681950
H N Insurance Services, LLC		GA	58-2508357
HomeServices KOI, Inc.		KY	31-1655556
HomeServices of Kentucky Real Estate Academy, LLC		KY	
HomeServices Referral Network, LLC		IN	20-2376984
JBRC, Inc.		KY	61-1326644
Kentucky Residential Referral Service, LLC		KY	31-1655556
HomeServices MidAtlantic, LLC		DE	82-2151914
The Long & Foster Companies, Inc.		VA	54-1081379
Long & Foster Institute of Real Estate, LLC		VA	54-1182547
Long & Foster Mortgage Ventures, Inc.		VA	27-1697658
Prosperity Home Mortgage, LLC		VA	20-5216358
HomeServices Lending, LLC		DE	41-1914032
PHM Holdings, LLC		DE	87-2873003
ABA Management, L.L.C.		TX	20-0950324
Ebby Halliday Real Estate, LLC		TX	75-1610390
Ebby Halliday Alliance, LLC		TX	
PCRE, L.L.C.		DE	22-3552432
CTRE, L.L.C.		DE	06-1586038
Northeast Referral Group, LLC		DE	06-1505589
Property Services Northeast, LLC		CT	26-4498790
Real Estate Knowledge Services, LLC		CT	27-0106408
TX Referral Alliance, Inc.		TX	26-0076229
Realm Home Mortgage, LLC		DE	
Long & Foster Real Estate, Inc.		VA	54-0840457
HomeServices Property Management, LLC		DE	86-1802961
Insight Home Inspections, LLC		DE	86-3659651
Northrop Realty, LLC		DE	86-2901814
Metro Referral Associates, Inc.		VA	54-1185624
Mid-States Title Insurance Agency, LLC		VA	54-1274932
Bon Air/Long & Foster Title Agency, LLC		VA	54-2049373
Realm Title Agency, LLC		DE	86-1713561
RGS Title, LLC		VA	54-1892251
Sage Title Group, LLC		MD	26-0890357
HomeServices Northeast, LLC		DE	32-0415970
Fox & Roach/Trident Limited Partnership		PA	20-0378305
F&R/T LLC		DE	23-3004319
Fox & Roach (PHILA) LP		DE	23-3045917

SCHEDULE Y - INFORMATION CONCERNING ACTIVITIES OF INSURER MEMBERS OF A HOLDING COMPANY GROUP

PART 1 - ORGANIZATIONAL CHART

	NAIC	DOMICILE	FED ID#
Fox & Roach LP		DE	23-3004324
NRS Referral Services, LLC		DE	46-3126963
TLTC LLC		DE	23-3004322
Trident Land Transfer Company (PHILA) LP		DE	23-3045964
Trident Land Transfer Company LP		DE	46-3298087
Trident Mortgage Company LP		DE	23-3004325
TRMC LLC		DE	23-3004320
FRTC, LLC		DE	35-2482351
PNJP, LLC		DE	22-3769576
HomeServices of Alabama, Inc.		DE	20-4454064
Roberts Brothers, Inc.		AL	63-1035638
HomeServices of Arizona, LLC		DE	87-1425369
Americana Arizona Referrals, LLC		AZ	45-2128412
Americana Arizona, LLC		AZ	45-0640274
HomeServices of California, LLC		DE	27-0000735
AC2015 Corporation		CA	47-4188563
AC Eagle Corporation		CA	84-4147900
AC Palm Desert Corporation		CA	82-1528842
BDFH, Inc.		CA	86-1472820
Bennion & Deville Fine Homes, Inc.		CA	33-0958647
Guarantee Real Estate		CA	77-0267513
Intero Franchise Services, Inc.		CA	20-1035906
Intero Real Estate Holdings, Inc.		CA	20-8819780
Intero Real Estate Services, Inc.		CA	75-3075968
Intero Nevada, LLC		DE	84-2365146
OCTNC Partners I, LLC		CA	35-2456545
Intero Referral Services, Inc.		CA	32-0392701
Pickford Holdings LLC		CA	33-0724493
California Title Company		CA	33-0800278
Pickford Real Estate, Inc.		CA	33-0960990
Pickford Realty, Ltd., a California Limited Partnership		CA	33-0396055
Pickford Services Company		CA	33-0523297
Pickford Escrow Company, Inc.		CA	33-0479882
The Escrow Firm, Inc.		CA	01-0710909
SoCal Services & Property Management		CA	46-4491336
HomeServices of Colorado, LLC		DE	81-2769461
Kentwood, LLC		CO	26-0176956
Denver Rental, LLC		CO	47-3984792
Kentwood Commercial, LLC		CO	26-0177066
Kentwood Real Estate Services, LLC		CO	47-3977567
HomeServices of Florida, Inc.		FL	20-0133249
Beach Properties of Florida, LLC		FL	26-0284381
BPFLA Referrals, LLC		FL	81-2580015
Esslinger-Wooten-Maxwell, Inc.		FL	59-1220247
E-W-M Referral Services, Inc.		FL	59-2380937
Florida Network LLC		DE	59-3584700
First Network Realty, Inc.		FL	59-2960388
Florida Network Property Management, LLC		FL	47-1254702
Gibraltar Title Services, LLC		DE	37-1826244
Watermark Realty Referral, Inc.		FL	59-3227694
Watermark Realty, Inc.		DE	65-0619884
HomeServices of Georgia, LLC		DE	46-2109399
HSGA Real Estate Group, L.L.C.		DE	90-0941201
Referral Associates of Georgia, LLC		GA	13-3132798
Right Choice Title Company, LLC		GA	20-8600107
HomeServices of Illinois Holdings, LLC		DE	45-3030859
Fort Dearborn Land Title Company, LLC		DE	45-3180126
HomeServices of Illinois, LLC		DE	27-0707250
Midwest Realty Ventures, LLC		IL	20-8337450
Referral Network of IL, LLC		DE	25-1876439
HomeServices of Iowa, Inc.		DE	20-2754006
First Realty, Ltd.		IA	42-0870557
Iowa Realty Co., Inc.		IA	42-0791647
Midland Escrow Services, Inc.		IA	42-1309189
The Referral Co.		IA	42-1329950
Iowa Title Company		IA	42-1249112
Iowa Title Linn County II, LLC		IA	42-1524809
HomeServices of Minnesota, LLC		MN	83-3982138
Edina Realty Referral Network, Inc.		MN	41-2011900
Edina Realty Title, Inc.		MN	41-1556741
Edina Realty, Inc.		MN	41-0809124
Hegg Limited Referral Company, LLC		SD	82-5258459
HEGG, Realtors Inc.		SD	46-0336474
HEGG Realtors Iowa, Inc.		IA	88-4052888
Lovejoy Realty, Inc.		WI	39-1712043
Lovejoy Referral Network LLC		WI	27-1467526
Midwest Preferred Realty, Inc.		MN	45-5339848
HomeServices of Mokan, LLC		DE	46-1526294
Alliance Title Group, LLC		MO	47-5615810
Greater Metro, LLC		MO	43-1269374
Metro Referrals, LLC		MO	43-1672397
Reece & Nichols Realtors, Inc.		KS	48-1031064
Kansas City Title, Inc.		MO	43-1887243
Mid-America Referral Network, Inc.		KS	48-0993844
Reece & Nichols Alliance, Inc.		KS	48-1133651
Reece Commercial, Inc.		KS	48-1207012
HomeServices of Nebraska, Inc.		NE	71-0932808
Capitol Title Company		NE	47-0644826
Wahoo Title, LLC		NE	26-3310436
Larabee School of Real Estate, Inc.		NE	47-0816079
Nebraska Referral, Inc.		NE	47-0644512
HomeServices of Nevada, LLC		DE	87-1438926
American Eagle Referral Service, LLC		NV	88-0384893
Americana, L.L.C.		NV	88-0412564
HSNV Title Holding, LLC		NV	87-1468650
HomeServices of New York, LLC		DE	81-4616152

SCHEDULE Y - INFORMATION CONCERNING ACTIVITIES OF INSURER MEMBERS OF A HOLDING COMPANY GROUP

PART 1 - ORGANIZATIONAL CHART

	NAIC	DOMICILE	FED ID#
Houlihan/Lawrence Inc.		NY	13-3217965
Houlihan Lawrence Associates, LLC		DE	81-5352778
Thoroughbred Title Services, LLC		NY	81-5358904
Weathervane Referral Network, Inc.		NY	26-4473545
HomeServices of Oregon, LLC		DE	45-4447496
NW Referral Services LLC		OR	27-2968956
Pilot Butte, LLC		DE	
Pru - One, Inc.		OR	93-1013911
HomeServices of the Carolinas, Inc.		DE	20-1000367
Attorneys Title Holdings, Incorporated		NC	27-2384653
Preferred Carolinas Realty, Inc.		NC	56-2042696
HomeServices of Washington, LLC		DE	45-4824233
Equity Title of Washington, LLC		WA	83-1552766
PNW Referral, LLC		WA	30-0743257
Prime Alliance Real Estate Services, LLC		WA	20-1322471
HomeServices of Wisconsin, LLC		DE	47-3933481
First Weber, Inc.		WI	39-1669005
First Weber Illinois, LLC		WI	46-1948774
First Weber Referral Associates, Inc.		WI	39-1406731
HSW Affiliates Holding, LLC		DE	47-3933552
Priority Title Corporation		WI	39-1726603
Wisconsin River Title Consultants LLC		WI	39-1892725
HomeServices Partnership Group, LLC		DE	82-2352960
HomeServices Relocation, LLC		DE	20-1657427
HomeServices Title Holdings, LLC		DE	87-4799312
HSTX Title, LLC		DE	82-5240109
HS Franchise Holding, LLC		DE	46-1860109
HSF Affiliates LLC		DE	46-1254823
BHH Affiliates, LLC		DE	80-0906383
BHH Iowa Affiliates, LLC		DE	84-4110738
Real Living Real Estate, LLC		DE	52-2205242
HSN Holdings, LLC		DE	82-5189237
Ambassador Real Estate Company		NE	47-0668225
ARE Commercial Real Estate, LLC		NE	83-1840299
ARE Iowa, LLC		DE	82-5374272
ARE Escrow, LLC		NE	27-4743835
Ambassador Title Services, LLC		NE	27-4752733
ARE Title JV, LLC		NE	92-2792548
JRHBW Realty, Inc.		AL	63-0833102
CanopyTitle, LLC		AL	63-1192886
RHL Referral Company, L.L.C.		AZ	86-0777433
Roy H. Long Realty Company, Inc.		AZ	86-0165003
Arizona Home Services, L.L.C.		AZ	86-0958994
For Rent, Inc.		AZ	94-2747671
Southwest Settlement Services, LLC		AZ	86-1029888
Shared Success Center, LLC		DE	92-4013963
M & M Ranch Holding Company, LLC		DE	20-4294069
M & M Ranch Acquisition Company, LLC		DE	20-4293805
MEHC Investment, Inc.		SD	03-0397929
MidAmerican Funding, LLC		IA	47-0819200
MHC Inc.		IA	42-1451822
MidAmerican Energy Company		IA	42-1425214
The District Developer, LLC		IA	85-1507487
Midwest Capital Group, Inc.		IA	42-1305011
Dakota Dunes Development Company		IA	42-1329691
DCCO Inc.		MN	42-0222965
MHC Investment Company		SD	91-1862300
Norming Investments B.V.		NLD	
NVE Holdings, LLC		DE	46-2907437
NV Energy, Inc.		NV	88-1098358
DesertLink Investments, LLC		NV	85-3337344
Lands of Sierra, Inc.		NV	88-0093923
Nevada Power Company		NV	88-0420104
Commonsite, Inc.		NV	88-0158034
Nevada Electric Investment Company		NV	88-6002040
NVE Insurance Company, Inc.		NV	27-1413915
Sierra Gas Holdings Company		NV	88-0166967
Sierra Pacific Power Company		NV	88-0044418
Silver State Property Holdings, LLC		NV	35-4023558
PPW Holdings LLC		DE	20-2896309
PacifiCorp		OR	93-0246090
Energy West Mining Company		UT	87-0479159
Pacific Minerals, Inc.		WY	93-0625256
Bridger Coal Company		WY	93-6091601
Sequoia Aviation Corporation		DE	84-2534238
Volantes, LLC		DE	84-2565352
Aeronavis, LLC		DE	84-2521740
Tongonan Power Investment, Inc.		PHL	98-0408382
Western Capital Group, LLC		NV	85-2141841
Berkshire Hathaway Finance Corporation		DE	45-0524698
BH Columbia Inc.		NE	47-0807566
Columbia Insurance Company	27812	NE	47-0530077
American All Risk Insurance Services, Inc.		CA	94-3381524
American Commercial Claims Administrators Inc.		CA	94-3381520
Berkadia Commercial Mortgage Holding LLC		DE	27-0936471
Berkadia Commercial Mortgage LLC		DE	27-0812934
Berkadia Commercial Mortgage Partners LLC		DE	27-0936307
Berkshire Hathaway Assurance Corporation	13070	NY	26-1599479
Berkshire Hathaway Direct Insurance Company	10391	NE	51-0400307
BH Finance LLC		NE	47-0829238
BHG Structured Settlements, Inc.		MO	47-0793577
Berkshire Hathaway Services India Private Limited		IND	
Berkshire India Limited		IND	
biBERK Insurance Services, Inc.		NE	35-2552067
BIFCO, LLC		NE	37-1838540
British Insurance Company of Cayman		CYM	52-2060649

SCHEDULE Y - INFORMATION CONCERNING ACTIVITIES OF INSURER MEMBERS OF A HOLDING COMPANY GROUP

PART 1 - ORGANIZATIONAL CHART

	NAIC	DOMICILE	FED ID#
Farnam Management Services, LLC		NE	37-1872552
Hawthorn Life International, Ltd.		CT	06-1293360
Hawthorn Life Designated Activity Company		IRL	98-1751498
MedPro Group Inc		IN	35-1620927
AttPro RRG Reciprocal Risk Retention Group	13795	DC	27-2949746
Medical Protective Finance Corporation		IN	35-1680543
MedPro Risk Retention Services, Inc.		IN	26-3419943
MedPro RRG Risk Retention Group	13589	DC	26-4202047
PLICO, Inc.	39594	OK	73-1088591
Princeton Insurance Company	42226	NJ	22-2386692
The Medical Protective Company	11843	IN	35-0506406
C&R Insurance Services, LLC		PA	23-2810550
Daniels-Head Management Corporation		TX	74-2509522
Daniels-Head Insurance Agency Inc. TX		TX	74-2863386
Daniels-Head Insurance Agency Inc. CA		CA	95-3310905
MedPro Insurance Services, LLC		IN	35-1721132
Somerset Services, LLC		IN	35-6038355
Wellfleet Benefits, LLC		MA	20-2934197
Wellfleet Group, LLC		MA	04-3187843
Wellfleet Insurance Company	32280	IN	95-4077789
Wellfleet New York Insurance Company	20931	NY	13-2668999
Nederlandse Reassurantie Groep N.V.		NLD	
NRG America Holding Company		DE	23-2074221
NRG Victory Holdings Limited		GBR	
NRG Victory Reinsurance Limited		GBR	
NetJets IP, LLC		NE	46-1645945
Resolute Management Inc.		NE	83-0378933
Ringwalt & Liesche Co.		NE	47-0775338
BHHC Specialty Risk, LLC		NE	46-5394977
Brilliant National Services, Inc.		DE	13-2922113
L. A. Terminals, Inc.		CA	90-0016800
Soco West, Inc.		DE	74-2143400
Whittaker Clark & Daniels, Inc.		NJ	13-5484760
Milepost Insurance Agency LLC		NE	30-1293112
The Duracell Company		DE	47-2406392
Duracell Canada, Inc.		CAN	
Duracell Comercial e Importadora do Brazil Ltda.		BRA	
Duracell India Operations Private Limited		IND	
Duracell Industrial Operations, Inc.		DE	83-0691344
Duracell (Jiangxi) Technologies Co., Ltd.		CHN	
Duracell U.S. Holding LLC		DE	47-3217061
Duracell Australia Pty. Ltd.		AUS	
Duracell Austria GmbH.		AUT	
Duracell Batteries BVBA		BEL	
Duracell Belgium Distribution BVBA		BEL	
Duracell Dutch Holding B.V.		NLD	85-5085769
Duracell (China) Limited		CHN	
China Guangzhou Branch		CHN	
Duracell Solutions BVBA		BEL	
Duracell France SAS		FRA	
Duracell Germany GmbH		DEU	
Duracell Hong Kong Limited		CHN	
Duracell International Operations Sàrl		CHE	
DDI Batteries Mexico S.de R.L. de C.V.		MEX	
DDI Batteries Mexico Services S. de R.L. de C.V		MEX	
Duracell Singapore Pte. Ltd.		SGP	
Duracell Enterprise Development (Shanghai) Co. Ltd.		CHN	
Duracell Italy S.r.l.		ITA	
Duracell Japan Godo Kaisha		JPN	
Duracell Korea Ltd.		KOR	
Duracell Middle East DMCC		ARE	
Duracell Netherlands B.V.		NLD	85-5087468
Duracell Pilas Limitada		CHL	47-2867589
Duracell Poland Sp. z.o.o		POL	
Duracell Ukraine		UKR	
Duracell Russia OOO		RUS	
DURACELL SATIŞ VE DAĞITIM LİMİTED ŞİRKETİ		TUR	
Duracell Services, S.L.		ESP	
Duracell South Africa Proprietary Limited		ZAF	
Duracell Spain S.L.		ESP	
Duracell UK Limited		GBR	
Duracell U.S. Operations, Inc.		DE	47-4217945
Duracell Distributing LLC		DE	47-2867589
Duracell Manufacturing LLC		DE	47-3713176
BH Holding H Jewelry Inc		MO	85-0901709
Helzberg's Diamond Shops,LLC		MO	44-0553741
BH Holding S Furniture Inc		TX	85-0965639
BH Housing LLC		DE	80-0492613
BH Shoe Holdings, Inc.		DE	06-1355982
H. H. Brown Shoe Company, Inc.		DE	04-1127910
H. H. Brown Shoe Technologies, LLC		DE	06-1498031
Isabela Shoe Corporation LLC		DE	06-1355981
Macro Retailing, LLC		DE	06-1403773
Pan Am Shoe LLC		DE	06-1305441
Pasco Ltd.		DOM	
Paramount Industries Ltd.		HKG	
Softt Shoe Company, LLC		DE	04-2450505
Justin Brands, Inc.		DE	75-2403338
Boot Royalty Company, L.P.		DE	75-2514347
H. J. Justin & Sons, Inc.		TX	75-1057577
Justin Brands Canada, LLC		DE	45-2428886
Vision Retailing Inc.		NH	05-0604842
Blue Chip Stamps, Inc.		DE	42-2533395
Borsheim Jewelry Company, Inc.		NE	47-0546003
Brooks Sports, Inc.		WA	91-1580860
Brooks Sports (Singapore) Pte. Ltd.		SGP	

SCHEDULE Y - INFORMATION CONCERNING ACTIVITIES OF INSURER MEMBERS OF A HOLDING COMPANY GROUP

PART 1 - ORGANIZATIONAL CHART

	NAIC	DOMICILE	FED ID#
Dongguan Brooks Sports Trading Co., Ltd.		CHN	
Brooks Sports B.V.		NLD	
Brooks Running S.L.U.		ESP	98-1244982
Brooks Sports AB		SWE	
Brooks Sports GmbH		DEU	98-1244896
Brooks Sports Limited		GBR	98-1244989
Brooks Sports S.A.R.L.		FRA	98-1244914
Brooks Sports S.R.L.		ITA	98-1244928
Brooks Sports Limited		CAN	
Brooks Sports Vietnam Limited Liability Company		VNM	
Run Happy Shanghai Sports Goods Trading Co., Ltd.		CHN	
Total Quality Assurance Inc.		CA	33-0650711
Burlington Northern Santa Fe, LLC		DE	27-1754839
BNSF Development Co., LLC		DE	38-4102628
BNSF Logistics, LLC		DE	33-1016819
AuroraMTS, LLC		TX	82-4877298
BNSF Logistics de Mexico Holdings, LLC		DE	81-2374234
BNSF Logistics International, LLC		TX	74-1938975
BNSF Logistics Canada, Inc.		CAN	98-1082536
Logistics shipping USA		NJ	22-3769127
BNSF Railway Servicios de Logistica S. de R.L. de C.V		MEX	81-2374234
TRANSPORTATION TECHNOLOGY SERVICES, INC.		TX	75-2925572
BNSF Railway Company		DE	41-6034000
AHP State Affordable 2, LLC		DE	32-0481155
AHP State Housing Fund 4, LLC		DE	37-1714820
AHP State Affordable 3, LLC		DE	83-3050414
AHP Housing Fund 5, LLC		NV	61-1686064
St. Anthony SLF, LLC		IL	45-5030199
AHP Housing Fund 6, LLC		DE	36-4736685
Garfield Sacred HeartHousing, LLC		AZ	27-4775521
AHP Housing Fund 7, LLC		DE	37-1696391
Highland Affordable Housing Partners, LLC		AZ	30-0719630
AHP State Housing Fund 5, LLC		DE	32-0402970
Downtown Housing Affordable LP		OK	81-2696850
AHP State Housing Fund 6, LLC		DE	61-1866382
AHP State Housing Fund 7, LLC		DE	61-1866540
AHP State Housing Fund 10, LLC		DE	30-1031690
Alameda Belt Line		CA	94-6000007
Bayport Systems, Inc.		TX	75-2874875
BayRail, LLC		DE	75-2947075
BN Leasing Corporation		DE	41-1635061
BNSF Communications, Inc.		DE	90-0529584
Meteorcomm, LLC		DE	90-0529594
BNSF Equipment Acquisition Company, LLC		DE	74-3037595
BNSF Railway International Services, Inc.		DE	41-1690678
BNSF Spectrum, Inc.		DE	90-0529588
PTC-220, LLC		DE	26-1814139
Burlington Northern (Manitoba) Limited		CAN	
Burlington Northern Railroad Holdings, Inc.		DE	52-1604648
Burlington Northern Santa Fe Properties, L.L.C.		DE	00-0000000
Central California Traction Company		CA	94-6000255
Houston Belt & Terminal Railway Company		TX	74-6175960
Kansas City Terminal Railway Company		MO	44-6000762
Longview Switching Company		WA	93-0588053
Los Angeles Junction Railway Company		CA	95-6001943
M T Properties, Inc.		MN	41-6007409
Midwest/Northwest Properties Inc.		DE	75-2453553
Northern Radio Limited		CAN	
Paducah & Illinois Railroad Company		KY	36-6047629
Pine Canyon Land Company		DE	36-3357364
Port Terminal Railroad Association		TX	76-0292964
Portland Terminal Railroad Company		OR	93-6001694
Railmarketplace.com, Inc.		DE	00-0000000
San Jacinto Rail Limited		TX	75-2947077
Santa Fe Pacific Insurance Company	10469	VT	36-3696715
Santa Fe Pacific Railroad Company		TX	48-6105539
SFP Pipelines Holdings, Inc.		DE	36-3713699
Santa Fe Pacific Pipelines, Inc.		DE	94-1287386
SFPP, LP		TX	95-4191068
Slover Development Company LLC		DE	46-2923835
St. Joseph Terminal Railroad Company		MO	47-6000439
Star Lake Railroad Company		DE	36-2892538
Sunset Railway Company		CA	94-6001411
Terminal Railroad Association of St. Louis		MO	43-6003713
Texas City Terminal Railway Company		TX	74-6002396
The Belt Railway Company of Chicago		IL	36-6000256
The Burlington Northern and Santa Fe Railway Company de Mexico S.A. de C.V.		MEX	36-4233242
The Oakland Terminal Railway		CA	94-6001015
The Wichita Union Terminal Railway Company		KS	48-6030154
The Zia Company		DE	74-1746432
TTX Company		DE	23-1554199
Western Fruit Express Company		DE	53-0183669
Wichita Terminal Association (WTA)		KS	48-6003755
BNSF Services Company 1, LLC		TX	99-4814020
BNSF Technology Services Private Limited		IND	
BNSF Services Company 2, LLC		TX	99-4826844
Burlington Northern Santa Fe Insurance Company, Ltd.		BMU	98-0373231
Dove Valley LLC		DE	38-4102628
WittDev LLC		DE	86-2481611
Business Wire, Inc.		DE	20-4146409
Business Wire Canada Limited		CAN	
Business Wire China Ltd		HKG	
Business Wire Europe Limited		GBR	98-0355110
Business Wire France SARL		FRA	98-0492980
Business Wire Japan KK		JPN	
Central States of Omaha Companies, Inc.		NE	47-0600248

SCHEDULE Y - INFORMATION CONCERNING ACTIVITIES OF INSURER MEMBERS OF A HOLDING COMPANY GROUP

PART 1 - ORGANIZATIONAL CHART

	NAIC	DOMICILE	FED ID#
Central States Indemnity Co. of Omaha	34274	NE	47-0591908
CSI Life Insurance Company	82880	NE	86-0287520
CSI Processing, LLC		NE	47-0591908
Charter Brokerage Holdings Corp.		DE	71-1046366
Charter Brokerage Holdings, LLC		DE	20-4888288
Charter Brokerage LLC		NY	05-0562792
CBL Trading, LLC		DE	26-4521178
Charter Brokerage Canada Corporation		CAN	
DL Trading Holdings I, Inc.		DE	38-3847182
DL Trading, Ltd.		TX	84-1616108
Summit Marine Services, L.L.C.		LA	26-0794548
Clayton Homes, Inc.		DE	62-1671360
CMH Capital, Inc.		DE	51-0315938
Clayton Education Corp.		TN	46-2314043
Clayton Properties Group, Inc.		TN	62-1362749
Crestview Cottages JV, LLC		AL	99-4946734
FC Transport, LLC		IN	82-3862601
Mungo Homes Coastal Division Properties, LLC		SC	16-1643530
Mungo Homes Properties, LLC		SC	58-2354166
Mungo Homes Realty, LLC		GA	27-4949464
PCB Marg Development, LLC		FL	86-2215836
Ridgeline Realty, LLC		IN	26-4462402
Southern Site Contractors, LLC		TN	85-0880188
Summerwood LLC		IN	46-4597549
TP-CH JV, LLC		GA	83-4560477
Bluffs Townhomes 2, LLC		GA	87-1855638
Bluffs Townhomes, LLC		GA	83-4560526
Kentmere at Hill Shop Road, LLC		GA	88-1079392
TP-CH Cedar Grove, LLC		GA	88-2974657
Willow Partners LLC		IN	93-3435697
Wimbledon Properties, LLC		TN	20-5753188
CMH Homes, Inc.		TN	62-1225153
CMH Real Estate, LLC		TN	85-3845747
CMH Manufacturing West, Inc.		NV	20-0754735
CMH Manufacturing, Inc.		TN	56-1585294
Southern Energy Homes, Inc.		DE	63-1083246
Cavalier Homes, Inc.		DE	63-0949734
Cavalier Home Builders, LLC		DE	14-1858683
Clayton Supply, Inc.		TN	20-2043037
CMH Transport, Inc.		AL	63-1140284
Heibar Installation, Inc.		TN	62-1782394
Heibar Manufacturing, Inc.		AL	63-1180738
HomeFirst Agency, Inc.		DE	62-1764688
Oakwood Sales, LLC		AZ	87-1090989
Town & Country Title Services LLC		CO	84-1554981
Vanderbilt Property and Casualty Insurance Co., LTD		VGB	98-0124408
CMH Services, Inc.		TN	62-1640988
21st Mortgage Corporation		DE	76-0478830
21 SPC, Inc.		DE	68-0566626
21st Communities, Inc.		DE	48-1284984
Enterprise RB Fund II		MD	27-1520644
Evergreen Home Finance, LLC		TN	62-1682381
Majestic 21		FL	62-1700443
One Centre Square Group, LLC		TN	47-0891061
Clayton, Inc.		NV	82-2139998
CMH Services Aviation, Inc.		TN	92-1228398
Freedom Warehouse Corp.		NV	20-2062528
Henley Holdings, LLC		DE	84-1665334
Vanderbilt ABS Corp.		DE	62-1856637
Vanderbilt Mortgage and Finance, Inc.		TN	62-0997810
NEF Affordable Housing Investment Fund, III, LP		IL	45-1682803
CORT Business Services Corporation		DE	14-1543982
CORT BUSINESS SERVICES UK, LTD		GBR	
CTB International Corp. ("CTBI")		IN	35-1970751
CTB, Inc. ("CTB")		IN	35-1970753
Chore-Time Brock Holding B.V.		NLD	
CTB Legacy Holding B.V.		NLD	
C.T.B Israel Holdings Ltd.		ISR	
Yan Agro logic (1988) Ltd		ISR	
Chore-Time Europe B.V.		NLD	
Chore-Time Europe Sp. Z.o.o.		POL	
Volito Group B.V.		NLD	
Chore-Time Ede B.V.		NLD	
Frezabo B.V.		NLD	
Spirado B.V.		NLD	
CTB Denmark Holding ApS		DNK	
Cabinplant A/S		DNK	
Cabinplant Deutschland GmbH		DEU	
Cabinplant Inc.		GA	61-1680073
Cabinplant SL		ESP	
Cabinplant sp. Z o.o.		POL	
CTB Verwaltung GmbH		DEU	
Laake GmbH		DEU	
PigTek Europe GmbH		DEU	
Fancom Holding B.V.		NLD	
Fancom B.V.		NLD	
Fancom EURL		FRA	
Masterfan Ventilatie B.V.		NLD	
Holland Heater De Lier B.V.		NLD	
Roxell BV		BEL	
CTB Malaysia Sdn. Bhd.		MYS	
OOO Roxell		RUS	
Serupa Holding		FRA	
Serupa SAS		FRA	
Uniqfill International B.V.		NLD	
Uniqfill Air B.V.		NLD	

SCHEDULE Y - INFORMATION CONCERNING ACTIVITIES OF INSURER MEMBERS OF A HOLDING COMPANY GROUP

PART 1 - ORGANIZATIONAL CHART

	<u>NAIC</u>	<u>DOMICILE</u>	<u>FED ID#</u>
Meyn Holding B.V.		NLD	
Meyn Beheer B.V.		NLD	
Meyn Asia Co. Ltd.		THA	
Meyn Beijing Trading Company, Ltd.		CHN	
Meyn Canada Inc.		CAN	
Meyn do Brasil Ltda.		BRA	
Meyn Food Equipment Iberica S.A.		ESP	
Meyn Food Processing Technology B.V.		NLD	
Meyn Food Processing Technology de Mexico S. de R.L. de C.V.		MEX	
Meyn France S.a.r.l.		FRA	
Meyn India Private Limited		IND	
Meyn Italy S.R.L.		ITA	
Meyn Polska Sp.Zoo		POL	
Nufama Holding B.V.		NLD	
Systemate Numafa B.V.		NLD	
O.O.O. Meyn		RUS	
Chore-Time Brock Ltda.		BRA	
CTB Credit Corp.		IN	35-1551808
CTB Investment Holdings Inc		IN	93-4181129
CTB IW		IN	27-4293711
Ironwood Plastics		MI	38-2265237
CTB Midwest Inc.		IN	46-1424704
CTB MN Invest Co., Inc.		IN	11-3654338
CTB Technology Holding Inc		IN	83-1707128
M-Tech International, Inc		DE	62-1666835
CAT SQUARED, S. de R.L. de C.V.		MEX	
Meyn, LLC		GA	58-2445214
Hill & Sons, LLC		GA	20-1644415
Hill Parts de Mexico S. de R.L. de C.V.		MEX	
Meyn America, LLC		GA	58-2428881
PIGTEK VIETNAM COMPANY LIMITED		VNM	
Roxell USA, Inc		IN	35-2049394
Detlev Louis Motorrad-Vertriebsgesellschaft GmbH		DEU	
Detlev Louis AG		CHE	
Detlev Louis B.V.		NLD	
Detlev Louis Motorrad-Vertriebs GmbH		AUT	
Forest River, Inc.		IN	20-3284366
Forest River Bus LLC		IN	86-2544489
Forest River Holdings, Inc.		IN	20-1274588
Forest River Manufacturing, LLC		IN	90-0902811
Mapletree Transportation		IN	35-2011822
Priority One Financial Services, Inc.		FL	20-8615648
Vertis Insurance Group, Inc.		FL	04-3727863
Fruit of the Loom, Inc.		DE	95-4880223
FOL International Unlimited Company		IRL	
FOL International GmbH		DEU	
Fruit of the Loom France SARL		FRA	
Fruit of the Loom International Ltd.		IRL	
Fruit of the Loom Vietnam Company Limited		VNM	
Fruit of the Loom Investments Ltd.		GBR	
Fruit of the Loom Ltd.		GBR	
Fruit of the Loom Italy SRL		ITA	
Fruit of the Loom Spain, S.A.U.		ESP	
Fruit of the Loom Textile SARL a AU		MAR	
Fruit of the Loom Canada, Inc.		CAN	
Fruit of the Loom India Private Limited		IND	98-0551397
Union Underwear Company, Inc.		DE	61-1411269
Apaneca Manufacturing Ltda., de C.V.		SLV	98-0454616
Balsamar Manufacturing, Limitada, de C.V.		SLV	98-0433160
Camp Manufacturing Company		DE	20-1060857
Confeciones Dos Caminos, D. De.R.L. de C.V.		HND	80-0077718
El Porvenir Mfg. S. De R.L. de C.V.		HND	80-0077720
Fabrik Apparel DR, S.R.L		DOM	
Fruit of the Loom Latin America, S.A. de C.V.		SLV	
Fruit of the Loom, Inc.		NY	05-0144075
FTL Regional Sales Company, Inc.		DE	61-1278881
Jerzees Buena Vista, SRL		HND	98-0450029
Jerzees de Honduras SRL		HND	98-0450030
Jerzees Nuevo Dia SRL		HND	98-0652908
Joya de Ceren Limitada, de C.V.		SLV	98-0433156
Lamatepec Manufacturing, Limitada, de C.V.		SLV	98-0433157
Lempa Services, Limitada, de C.V.		SLV	98-0433159
Magnolia Ventures LLC		DE	
Vanity Fair Brands, LP		DE	56-2222613
B.L. Intimate Apparel Canada Inc.		CAN	
Vanity Fair Inc.		DE	51-0348608
VFI de Honduras, S.A.		HND	
VFI-Mexico, Inc.		DE	20-1195996
VF-Diltex, S. de R.L. de C.V.		MEX	
Manufacturas Villanueva S. de R.L. e C.V.		HND	
Maya Apparel, Limitada, de C.V.		SLV	98-0433155
Monte Cristo Apparel, Ltda.		SLV	98-0561662
Productos San Jose S.de.R.L.C.V.		HND	80-0077728
RLA Mfg. SRL		HND	
Cross Creek de Honduras, SA de CV		HND	98-0450032
Jerzees Choloma SRL		HND	98-0450034
Ruservicios		HND	
Russell Brands, LLC		DE	63-0180720
Cumberland Asset Management, Inc.		DE	20-1576543
Spalding Sporting Goods Limited		IRL	
SGG Lisco LLC		DE	27-0076556
Spalding Holdings Limited		HKG	
McDavid Trading (Shanghai) Company Limited		CHN	
Spalding Enterprise Management Co., Ltd.		CHN	
Spalding Sporting Goods China Limited		CHN	
Spalding Japan KK		JPN	

SCHEDULE Y - INFORMATION CONCERNING ACTIVITIES OF INSURER MEMBERS OF A HOLDING COMPANY GROUP

PART 1 - ORGANIZATIONAL CHART

	NAIC	DOMICILE	FED ID#
Fruit of the Loom Direct, Inc.		AL	63-0874703
FTL Japan KK		JPN	
Jerzees Campeche, SA de CV		MEX	
Jerzees Yucatan, SA de CV		MEX	
Merendon Power Plant S.A.		HND	
Russell Corp Australia Pty. Ltd.		AUS	
Russell Corp. Far East Ltd.		HKG	
Russell del Caribe, Inc.		PR	66-0608408
SGG Patents LLC		DE	01-0811518
Santa Ana Apparel, Limitada, de C.V.		SLV	98-0433161
Textile Lourdes Limitada		SLV	
Textiles del Caribe S.de.R.L.de C.V.		HND	80-0077721
The B.V.D. Licensing Corp.		DE	13-2873530
Union Sales,LLC.		DE	61-0909765
Fruit of the Loom Trading Company		DE	61-1207878
Controladora Fruit of the Loom S.A. de C.V.		MEX	
Distribuidora Fruit of the Loom S.A. de C.V.		MEX	
Gateway Underwriters Agency, Inc.		MO	43-1594757
General Re Corporation		DE	06-1026471
Faraday Holdings Limited		GBR	06-1026471
Faraday Capital Limited		GBR	98-0166320
Faraday Corporate Capital Limited		GBR	
Faraday Europe SAS		FRA	
Faraday MGA Limited		GBR	
Faraday Underwriting Limited		GBR	06-1026471
GRF Services Limited		GBR	
Gen Re Intermediaries Corporation		NY	13-1861714
Gen Re Long Ridge, LLC		CT	26-3057400
General Reinsurance Corporation	22039	DE	13-2673100
Elm Street Corporation		DE	06-1051334
Gen Re Japan Service Company Limited		JPN	
General Re Life Corporation	86258	CT	13-2572994
Idealife Insurance Company	97764	CT	06-1053475
General Reinsurance AG		DEU	AA-1340145
Gen Re Beirut s.a.l. offshore		LBN	
Gen Re Servicios México, S.A.		MEX	
Gen Re Support Services Mumbai Private Limited		IND	
General Reinsurance Africa Ltd.		ZAF	AA-1990120
General Reinsurance AG Escritório de Representação no Brasil Ltda.		BRA	
General Reinsurance Life Australia Ltd.		AUS	AA-1930033
General Reinsurance Australia Ltd		AUS	AA-1930285
General Star Indemnity Company	37362	DE	06-0876629
General Star National Insurance Company	11967	DE	13-1958482
Genesis Insurance Company	38962	DE	06-1024360
Genesis Management and Insurance Services, LLC		DE	06-1235218
GenStar Insurance Services, LLC		DE	51-0234754
GRC Realty Corporation		CT	13-2750341
Railsplitter Holdings Corporation		DE	83-0508548
New England Asset Management, Inc.		DE	06-1113980
New England Asset Management Limited		IRL	
GRD Holdings Corporation		DE	
General Re Financial Products Corporation		DE	06-1295723
GRSA Services (Proprietary) Limited		ZAF	
United States Aviation Underwriters, Inc.		NY	13-5458900
Canadian Aviation Insurance Managers Ltd.		CAN	13-5458900
International Dairy Queen, Inc.		DE	52-2066843
American Dairy Queen Corporation		DE	41-0853275
DQ Overseas, LLC		MN	33-1033675
DQ Training Restaurants, LLC		DE	71-0924040
DQGC, Inc.		VA	20-1980632
Dairy Queen Canada, Inc.		CAN	
DQF, Inc.		MN	41-0966826
Unified Supply Chain, Inc.		MN	20-1292398
Johns Manville Corporation		DE	84-0856796
Johns Manville		DE	13-0889690
Johns Manville Canada, Inc.		CAN	98-0382237
Johns Manville Europe GmbH		DEU	98-0681826
Castigliano Vermögensverwaltungs GmbH		DEU	
Johns Manville Benelux N.V.		BEL	
Johns Manville France S.A.R.L.		FRA	
Johns Manville GmbH		DEU	98-1036381
Industriepark Werk Bobingen GmbH and Co. KG		DEU	
Industriepark Werk Bobingen Verwaltungs GmbH		DEU	
Polywert GmbH		DEU	
Polysols Holdings, Inc.		DE	47-2323709
Polysols Textile Solutions, Inc.		SC	42-1767315
PSR Enterprises, LLC		SC	47-2323806
Johns Manville International B.V.		NLD	98-1036399
Johns Manville Polska Sp. z o.o.		POL	
Schuller GmbH		DEU	99-0373178
Johns Manville S.r.l.		ITA	
Johns Manville Sales GmbH		DEU	98-1036388
Johns Manville Sales GmbH (branch office Turkey)		DEU	98-1036388
Johns Manville Slovakia, a.s.		SVK	98-1094419
Johns Manville LTD		GBR	98-1272652
Johns Manville Ltd. (West Africa) Ltd.		NGA	
Nord Bitumi Canada Limited		CAN	
Rocky Mountain International Insurance Ltd.		BMU	98-1224002
Seventeenth Street Realty, Inc.		CO	84-1051293
Johns Manville Fund, Inc.		DE	13-6034039
Manville Mexicana S.A. de C.V.		MEX	
Jordan's Furniture, Inc.		MA	94-3342606
LiquidPower Specialty Products Inc.		DE	73-6091775
Flow Improvers LLC		DE	47-2871651
O-N-G Services, LLC		DE	83-1590301
Safe Marine Transfer, LLC		DE	46-2106332

SCHEDULE Y - INFORMATION CONCERNING ACTIVITIES OF INSURER MEMBERS OF A HOLDING COMPANY GROUP

PART 1 - ORGANIZATIONAL CHART

	<u>NAIC</u>	<u>DOMICILE</u>	<u>FED ID#</u>
Subsea Development, LLC		DE	83-1574503
Subsea Shuttle, LLC		TX	83-4106851
Highway 62 West LLC		DE	81-3639985
LiquidPower Canada Inc.		CAN	
LSP Holding, Inc.		DE	47-1252217
LSP Transport, LLC		DE	47-1539501
LSPI Holdings Inc.		DE	83-2547400
Lubrizol Specialty Products KAZ LLP		KAZ	
Lubrizol Specialty Products RUS LLC		RUS	
Optum Energy Solutions, LLC		DE	81-1386857
Marmon Holdings, Inc.		DE	36-3104690
2K Polymer Systems LTD		GBR	
BHSF, Inc.		DE	47-0701726
Adalet / Scott Fetzer Company		DE	47-0691259
Carefree / Scott Fetzer Company		DE	47-0691268
Halex / Scott Fetzer Company		DE	47-0691264
Powerex-Iwata Air Technology, Inc.		DE	31-1225758
Scott Fetzer Financial Group, Inc.		DE	36-2991302
UCFS Australia Pty. Ltd.		AUS	
UCFS Europe Company		DE	46-1750625
UCFS International Holding Company		DE	46-1750625
UCFS Italia SpA		ITA	
United Consumer Financial Services Company		DE	36-3076808
United Direct Finance Inc.		DE	34-1969425
SFEG Corp.		DE	47-0691266
Stahl / Scott Fetzer Company		DE	47-0691265
The Scott Fetzer Company		DE	47-0691256
SFZ International, Inc.		CAN	
The ScottCare Corporation		DE	34-1652262
Wayne / Scott Fetzer Company		DE	47-0691267
Wayne Combustion Systems, Inc.		DE	92-3514008
Western / Scott Fetzer Company		DE	47-0691262
World Book / Scott Fetzer Company		NE	47-0691153
World Book, Inc.		DE	36-2364281
Altaquip LLC		DE	38-3689327
World Book Encyclopedia, Inc.		DE	36-2605037
World Book India Private Limited		IND	
Blok-Lok Ltd.		CAN	
Cerro Trading Company LLC		DE	36-3114910
Crown Holdco Two, Inc.		DE	84-2412327
Crown Parent, Inc.		DE	84-2433949
Crown Holdco One, Inc.		DE	84-2424712
Colson Medical, LLC		DE	84-2860690
Acumed, LLC		DE	11-3660846
Acumed (Beijing) Consulting Co. Ltd		CHN	
Acumed Acquisition Company Limited		GBR	
Acumed Limited		GBR	
Acumed Iberica, SL		ESP	
AOG Acumed Orthopädie GmbH		DEU	
Colson Medical Sales International, Inc.		DE	81-5103352
Extreme Blocker Inc.		DE	88-3017735
Marmon Medical Manufacturing LLC		DE	37-1447593
Apex (Guangzhou) Tools & Orthopedics Company		CHN	
Apex (HK) Tools & Orthopedics Limited		HKG	
Precision Edge Surgical Products Company LLC		DE	37-1447596
MicroAire Surgical Instruments LLC		DE	75-3086908
OsteoMed LLC		DE	22-3880649
SK Products Holding Company LLC		DE	68-0633198
Hohmann and Barnard, Inc.		DE	26-1886944
M&M Manufacturing, Inc.		DE	26-0432240
Marmon Energy Services Company		DE	36-4750741
Marmon Energy Italia S.r.l.		ITA	
Zephir SpA		ITA	
Marmon Rail Group, Inc.		DE	30-0759982
Marmon Crane Services, Inc.		DE	32-0023592
Marmon Industrial Services LLC		DE	82-1091115
Marmon Logistics Inc.		CAN	
Prolium Industries Ltd.		CAN	
Proterra Energy Solutions Inc		CAN	
Procrane Holdings, Inc.		DE	35-2208667
ALS (Aust) Pty. Ltd.		AUS	
Joyce Steel Erection LLC		DE	75-2061724
Marmon Crane (Australia) Pty Ltd		AUS	
NSW Cranes Pty Ltd		AUS	
WGC Crane Group Pty Limited		AUS	
Procrane Inc.		CAN	
Gitga'at Sterling Crane Ltd.		CAN	
Marmon Construction Services (Australia) Holdings Pty Ltd.		AUS	98-1041887
Sterling Crane (Australia) Pty Ltd		AUS	98-1041909
Freo Group Pty Ltd		AUS	
Global Cranes Pty Ltd		AUS	
United Crane Hire Pty Ltd.		AUS	
McKay Sterling Crane Ltd.		CAN	
Procrane Sales Inc.		CAN	
Sterling Crane (Singapore) Pte. Ltd.		SGP	
Sterling Crane LLC		DE	37-1484087
Union Tank Car Company		DE	36-3104688
Empresa Inmobiliaria del Potosi, S.A. de C.V.		MEX	
Marmon Transportation Services LLC		DE	36-4502376
Marmon Railroad Services LLC		DE	85-3830786
McKenzie Valve & Machining LLC		DE	36-4117519
Penn Machine Company LLC		DE	36-4031415
Railsolve, Inc.		DE	58-2145131
Railsolve Mexicana, S de R.L. de C.V.		MEX	
Trackmobile LLC		DE	36-4336123
Worldwide Containers, Inc.		DE	36-4284551

SCHEDULE Y - INFORMATION CONCERNING ACTIVITIES OF INSURER MEMBERS OF A HOLDING COMPANY GROUP

PART 1 - ORGANIZATIONAL CHART

	<u>NAIC</u>	<u>DOMICILE</u>	<u>FED ID#</u>
EXSIF Worldwide, Inc.		DE	36-4383800
EXSIF China		CHN	98-0415493
EXSIF International LLC		DE	61-1809091
EXSIF OCS Limited		GBR	
EXSIF Worldwide GmbH		DEU	
The Marmon Group of Canada Ltd.		CAN	
Enersul Group Inc.		CAN	
Enersul L.P.		CAN	
Enersul, Inc.		CAN	
Procor Alberta Inc.		CAN	
Procor Limited		CAN	
Procor Repair Services Ltd.		CAN	
Procor Railcar Repair Services Company		CAN	
Railservice Inc.		CAN	12-2680382
Transco Railway Products Inc.		DE	34-1404442
Transco Railcar Repair Inc.		DE	20-1107376
TM City Leasing Inc.		DE	20-1174230
TS City Leasing Inc.		DE	20-1174343
Uni-Form Components Co.		DE	76-0422418
UTC Railcar Repair Services LLC		DE	06-1093099
UTLX Manufacturing LLC		DE	20-1731226
UTLX Soporte Empresarial, S.A. De C.V.		MEX	
Marmon Wire & Cable, Inc.		DE	52-1045483
Cable Components Group LLC		RI	04-3461923
Comtran Cable LLC		MA	04-2860648
Dekoron Unitherm LLC		DE	20-1865233
Dekoron Wire and Cable LLC		DE	20-1876801
Harbour Industries LLC		DE	03-0343995
Harbour Industries (Canada) Ltd.		CAN	10-2272051
Gendon Polymer Services Inc.		CAN	98-0409699
RSCC (Singapore) PTE Ltd.		SGP	
Radiant-RSCC Specialty Cable Private Limited		IND	
JA Wire and Cable LLC		DE	36-4335235
Kerite LLC		DE	36-4333144
KITCO Fiber Optics, Inc.		VA	54-1831164
Marmon Engineered Wire & Cable LLC		DE	30-0668855
Marmon Industrial Energy & Infrastructure LLC		CT	
Marmon Utility LLC		DE	36-4078119
RSCC Wire & Cable LLC		DE	11-2551127
Marmon Aerospace & Defense LLC		DE	47-5342147
TE Wire & Cable LLC		DE	20-1127717
Trilogy Communications, Inc.		MS	20-8215787
Marmon Engineered Components Company		DE	32-0023596
Anderson Copper and Brass Company LLC		DE	36-3483349
Atlas Bolt & Screw Company LLC		DE	34-1537181
Cerro Fabricated Products LLC		DE	20-0619730
CMPC Transition LLC		DE	38-3752675
Koehler-Bright Star LLC		DE	23-2833579
Marmon Distribution Services, Inc.		DE	32-0023593
Aero-Hose Corporation		FL	14-1913807
Marmon Metal Solutions, Inc.		MN	41-1927805
Marmon/Keystone LLC		DE	25-1209534
BM Flo LLC		DE	06-1526350
Future Metals LLC		DE	65-0123421
Future Metals LLC Sp. z o.o.		POL	
Orkal Industries LLC		NY	11-3258184
Marmon/Keystone de Mexico S.A. de C.V.		MEX	
Marmon/Keystone Services, de Mexico, S.A. de C.V.		MEX	
Marmon Tubing, Fittings & Wire Products, Inc.		DE	61-1420473
Cerro Flow Products LLC		DE	37-1225456
CerroZone LLC		DE	85-3513689
Cerro Wire LLC		DE	36-3205325
Coil Master Corporation		TN	62-1810620
Ellis & Watts Global Industries, Inc.		DE	46-4613464
PRISM Holdings LLC		DE	81-5422780
PRISM Plastics, Inc.		DE	37-1753874
RLS LLC		DE	47-3043883
Nylok LLC		DE	27-1338308
Nylok mex S. de R.L. de C.V.		MEX	
Pan American Screw LLC		DE	23-2213540
Precision Brand Products, Inc.		DE	36-2984953
Precision Steel Warehouse, Inc.		IL	36-3005603
Robertson Inc.		CAN	
Western Builders Supply, Inc.		MT	81-0215653
Tenn-Tex Plastics, Inc.		NC	56-1515158
Penn Aluminum International LLC		DE	59-2744550
PRISM Mexico, S. De R.L. De C.V.		MEX	
Procoves SAS		FRA	
Procoves GMBH		DEU	
STGS Tunisie		TUN	
Sonnax Transmission Company		DE	82-3434044
Power Train Savers, Inc.		CAN	
Sonnax Automotive Parts (Shanghai) Co., Ltd		CHN	
Sonnax Transmission India Private Limited		IND	
Tucker Safety Products, Inc.		CO	95-4062015
Wells Lamont Industry Group LLC		DE	36-3454715
Jomac Canada Inc.		CAN	
Workflow LLC		NC	56-1717365
Marmon Group Limited, The		GBR	98-0109780
CCPI Europe Limited		GBR	
Pyrometrics Ltd		GBR	
Cerro Precision Limited		GBR	98-0597726
Sisu Axles Inc.		FIN	
Sloane Poland Sp.z.o.o.		POL	
Marmon Holdings Corporation		CAN	98-0367577
Marmon/Keystone Canada Inc.		CAN	

SCHEDULE Y - INFORMATION CONCERNING ACTIVITIES OF INSURER MEMBERS OF A HOLDING COMPANY GROUP

PART 1 - ORGANIZATIONAL CHART

	NAIC	DOMICILE	FED ID#
TMI Climate Solutions Canada Inc.		CAN	
Marmon Retail Technologies Company		DE	36-4502888
Artform International Inc.		DE	20-4762802
Big Red Rooster Flow LLC		IL	27-0769325
Project CSI, LLC		IN	47-1356981
Cannon Equipment LLC		MN	41-1290401
Catequip S.A.S		FRA	
DCI Marketing, Inc.		WI	39-0735637
Streater LLC		DE	36-4357172
Marmon Food, Beverage & Water Technologies Company LLC		DE	46-4295495
Angelo Po America Inc.		DE	46-5716004
Cornelius Australia Pty Ltd.		AUS	
Cornelius Deutschland GmbH		DEU	98-0161129
Marmon Foodservice Manufacturing s.r.o.		CZE	
Cornelius Italia S.r.l.		ITA	
Cornelius Tianjin Holdings LLC		DE	46-4107454
Cornelius (Tianjin) Co. Ltd.		CHN	98-0403045
Marmon Beverage Technologies, Inc.		DE	41-1506059
Cornelius Beverage Technologies Belgium NV		BEL	
Cornelius Manufacturing de Mexico SA de CV		MEX	
Marmon Foodservice Technologies, Inc.		MN	41-0204600
Admicornelius S.A. de CV		MEX	
Cornelius Latino Americana SA de CV		MEX	
Cornelius RUS LLC		RUS	
Marmon Beverage Technologies Espana, S.A.		ESP	
Marmon Foodservice Technologies, Europe GmbH		DEU	
Marmon Link Inc.		DE	41-1998438
Marmon Renew, Inc.		DE	41-1962963
Marmon Cornelius (Singapore) Pte. Ltd.		SGP	
Marmon Foodservice Technologies UK Limited		GBR	
Cornelius Hellas SA		GRC	
Marmon Technologies India Private Limited.		IND	
Marmon Water, Inc.		DE	37-1437580
Amarillo Gear (Singapore) Pte Ltd.		SGP	
Zephir Rail Equipment Private Ltd.		IND	
Amarillo Gear Company LLC		DE	75-2144782
Amarillo Wind Machine LLC		DE	77-0221021
Reductores De Mexico, S.A.		MEX	
Ecodyne MRM LLC		DE	36-2730138
Ecodyne UET Schweiz AG		CHE	
Ecodyneuet DE Mexico S DE RL DE CV		MEX	
Ecodyne Water Treatment LLC		DE	37-1446629
ECOWATER EMEA SPÓŁKA Z OGRANICZONĄ ODPOWIEDZIALNOŚCIĄ		POL	
Ecowater Systems France SAS		FRA	
Ecowater Systems LLC		DE	36-3586532
Ecowater Systems Europe, N.V.		BEL	
EcoWater Systems Germany GmbH		DEU	
Ecowater Systems Italia S.r.l		ITA	
Marmon Retail Technologies Middle East DMCC		ARE	
KX Technologies LLC		DE	26-0239834
KX Technologies Pte. Ltd.		SGP	
Marmon Industrial Water LLC		DE	22-2444063
Graver Technologies LLC		DE	51-0348552
Marmon Industrial Water Limited		CAN	
Marmon Water (Singapore) Pte Ltd.		SGP	
Aqua Works Private Limited		IND	
Filtrex International Pte. Ltd.		SGP	
Filtrex Technologies Private Limited		IND	
Marmon Water Investments Pte. Ltd.		SGP	
Kunshan EcoWater Systems Company Limited		CHN	98-0532789
Amarillo Gear (Jiangsu) Co., Ltd.		CHN	
EcoWater Systems (Shanghai) Co., Ltd.		CHN	
Marmon Italia S.r.l.		ITA	
Angelo Po Grandi Cucine S.p.A.		ITA	
Angelo Po France Sarl		FRA	
Angelo Po Iberica S.L.		ESP	
Angelo Po Trading Shanghai Co. Ltd		CHN	
Marmon Retail & Highway Technologies Company LLC		DE	37-1804635
Marmon Highway Technologies LLC		DE	32-0023594
Fontaine Commercial Trailer, Inc.		DE	46-2326556
Fontaine Engineered Products, Inc.		DE	46-2338021
Fontaine Fifth Wheel Company		DE	36-3362709
FFW de Mexico, S.A. de C.V.		MEX	
Fontaine Modification Company		DE	36-3362764
Fontaine Spray Suppression Company		DE	30-0005920
NU-Line Products, Inc.		CAN	
Fontaine Trailer Company LLC (Legacy)		DE	36-3294489
Marmon-Herrington Company		DE	36-3780546
Perfection Hy-Test Company		DE	57-0835032
APACE Holding Company LLC		DE	85-2754640
AirTek, LLC		DE	35-1801239
AP Emissions Technologies, LLC		DE	62-1738219
Aristo, LLC		DE	35-1844542
Marmon Engine Technologies LLC		DE	81-3396562
Marmon Ride Control Products LLC		DE	47-5207492
Perfection de Mexico, SAPI de CV		MEX	
Productos de Marmon Paseo Controles, S.A. de C.V.		MEX	
Trensor LLC		CA	45-4139653
R.C. Tway Company, LLC		KY	61-0366810
Advanced Mobility & Shelter Technologies, LLC		IL	20-5832960
CEI Equipment Company, LLC		DE	42-1059101
Kentucky Trailer Paint & Reconditioning Center, LLC		KY	61-0366810
Kentucky Trailer Services, LLC		KY	61-0366810
KT European Holdings, LLC		KY	
KT Smit Mobile Cooperatie		NLD	
GAS NL B.V.		NLD	

SCHEDULE Y - INFORMATION CONCERNING ACTIVITIES OF INSURER MEMBERS OF A HOLDING COMPANY GROUP

PART 1 - ORGANIZATIONAL CHART

	NAIC	DOMICILE	FED ID#
Smit Mobile Equipments (UK) Ltd B.V.		GBR	
Smit Mobile Equipments B.V.		NLD	
GAS UK B.V.		GBR	
Magna Van Development Company, LLC		KY	46-3098678
Trailer Technologies Holdings, LLC		KY	61-0366810
Triangle Suspension Systems, Inc.		DE	62-1717916
Webb Wheel Products, Inc.		DE	36-3739982
TSE Brakes, Inc.		DE	36-4642937
TSE Brakes GmbH		DEU	
TSE de Mexico, S.A. de C.V.		MEX	
Marmon Retail Products, Inc.		DE	46-1377997
CH Transition Company LLC		DE	47-0691258
Wells Lamont LLC		DE	36-4264748
Marmon Retail Store Equipment LLC		DE	38-3923766
Eden Europe s.r.o.		CZE	
L. A. Darling Company LLC		DE	04-2294740
Darling, L. A., S.A. de C.V.		MEX	
Thorco Industries LLC		DE	36-3257622
Unarco Industries LLC		DE	52-2166647
Retail Space Solutions LLC		DE	81-4120258
Store Opening Solutions LLC		DE	62-1728778
Marmon Services Limited		MUS	
Atlas Bolt & Screw (Shenzhen) Co. Limited		CHN	98-0458720
Atlas Bolt & Screw (Zhongshan) Co. Ltd		CHN	98-0458710
Fanmar Auto Part (Ningbo) Co., Ltd.		CHN	
Marmon Retail Services Asia		CHN	
Perfection Auto Part (Shanghai) Co. Ltd.		CHN	
Prince Castle Inc (Ningbo)		CHN	98-0470702
Prince Castle Kitchen Equipment (Shanghai) Co., Ltd.		CHN	98-1201456
Robertson Inc. (Jia Xing) Co., Ltd.		CHN	98-0458707
Piedmont Manufacturing Group, LLC		DE	86-3024790
Wilbert, Inc.		NC	36-1178800
CH Industries, Inc.		SC	06-1718484
Easley Custom Plastics, Inc.		SC	20-0818185
Thermoform Plastics, Inc.		MN	41-0884355
Qingdao TBS Co., Ltd		CHN	
TBS Canada, Inc.		CAN	
TBS Engineering, Ltd.		GBR	
TBS USA, Inc.		DE	20-5690869
Marmon Engine Technologies Mexico, S.A. de C.V		MEX	
The Marmon Group LLC		DE	36-3485850
Forseti Assurance Company, LLC		AZ	99-0479135
TMG Lucetius LLC		FL	88-2462339
Transition Holdings, LLC		DE	32-0037069
Ecodyne Corporation		DE	36-2694067
Industrias Ecodyne S.A. de C.V.		MEX	
J.L. Mining Company		DE	55-0668752
Morgantown- National Supply, Inc.		DE	36-4003514
Penn Coal Land, Inc.		DE	36-3972413
Trail Ltd.		BMU	
TRH Holding Corp.		DE	36-2281514
Wilbert Funeral Services, Inc.		KS	36-4128481
Crystal Drive Services, LLC		FL	47-1367633
Rochester Crematory, Inc.		NY	16-1470785
McLane Company, Inc.		TX	74-1478631
Claims Services, Inc.		TX	20-0434690
Consumer Value Products, Inc.		TX	74-2654855
Financial Services Plus, Inc.		TX	74-2731287
Interco Tobacco Retailers, Inc.		NV	74-2723385
Arizona Warehouse and Supply, LLC.		NV	81-5475389
Intrepid JSB, Inc.		NC	27-0771746
Kahn Ventures, Inc.		GA	58-1360668
Empire Distributors of Colorado, Inc.		CO	84-1097025
Empire Distributors of North Carolina, Inc.		GA	56-1387714
Empire Distributors of Tennessee, Inc.		TN	62-1018924
Empire Distributors, Inc.		GA	58-0667553
McLane Austell, LLC		GA	
KINEXO, Inc.		NC	56-1758362
Loch Vale Logistics, Inc.		TX	81-4588331
M & C Products, Inc.		TX	74-2633184
McCarty-Hull Cigar Company, Inc.		TX	75-1070651
AMTT Management, LLC		TX	20-1200871
Fanwell Texas Tobacco, L.P.		TX	20-0174133
McLane Beverage Holding, Inc.		TX	35-2343540
McLane Beverage Distribution, Inc.		TX	35-2343538
McLane Eastern, Inc.		TX	74-2301016
McLane Express, Inc.		TX	20-1441131
McLane Foods, Inc.		TX	86-0624477
McLane Foodservice Distribution, Inc.		NC	56-1177692
McLane Foodservice, Inc.		TX	74-2968584
Enterprise RB Fund I, LP		DE	26-2457927
McLane Interstate Warehouse, Inc.		TX	92-1151136
McLane Mid-Atlantic, Inc.		TX	74-2647017
McLane Midwest, Inc.		TX	74-2540418
McLane Minnesota, Inc.		TX	33-0995917
McLane Network Solutions, Inc.		TX	74-2887700
McLane New Jersey, Inc.		DE	75-3095658
McLane Ohio, Inc.		TX	47-5030627
McLane Southern, Inc.		MS	64-0244270
McLane Suneast, Inc.		TX	74-2374048
McLane Ocala, LLC		FL	
McLane Tri-States, Inc.		AL	74-2905523
McLane Western, Inc.		CO	84-0680412
Merit Distribution Services, Inc.		TX	74-2349308
MFS Fleet, Inc.		TX	81-3702744
Summit Distribution Services, Inc.		TX	74-2958130

SCHEDULE Y - INFORMATION CONCERNING ACTIVITIES OF INSURER MEMBERS OF A HOLDING COMPANY GROUP

PART 1 - ORGANIZATIONAL CHART

	NAIC	DOMICILE	FED ID#
Transco, Inc.		NV	74-2715856
Verdisto Logistics, LLC		NM	
Visilinx, Inc.		DE	75-2850046
Xelix Distribution, Inc.		TX	88-3677017
MiTek Industries, Inc.		DE	95-4871586
MiTek Holdings, Inc.		DE	51-0313536
Gang-Nail Philippines, Inc.		PHL	
MiTek Inc.		MO	43-1531931
2K Polymer Systems, Inc.		OH	80-0550558
Albemarle Sound Dock LLC		NC	
Benson Industries, Inc.		OR	90-1007802
Benson LTD		OR	93-1016324
Benson Wall Systems Philippines, Inc		PHL	
Benson Wall Systems Pte. Ltd Singapore		SGP	
Heat-Pipe Technology, Inc.		FL	59-2342253
Miller Sage Holdings Inc.		MI	
MiTek Australia Ltd.		AUS	
Platinum Global Services Pty Ltd		AUS	
MiTek Vietnam Co. Ltd		VNM	
MiTek Canada, Inc.		CAN	
MiTek Finland OY		FIN	
MiTek Industries A.B.		SWE	
MiTek Industries GmbH		DEU	
MiTek Industries Ltd.		GBR	
MiTek Industries, Polska		POL	
MiTek UK Trustees Ltd.		GBR	
MiTek Industries, S.A.S.		FRA	
MiTek Industries, SRO		CZE	
MiTek Japan Co. Ltd		JPN	
MiTek Mezzanine Systems Ltd.		GBR	
MiTek New Zealand Ltd.		NZL	
MiTek South Africa Pty Ltd.		ZAF	
Plater-Beregninger-Maskiner AS		NOR	
SidePlate Systems, Inc.		CA	33-0661867
Structural Soft, LLC		CA	
TrueNorth Development, Inc.		MI	38-3372254
MiTek Industries o.o.o.		RUS	
MS Property Company		CA	95-4363469
Montana Retail Properties, Inc.		CA	45-5200500
National Fire & Marine Insurance Company	20079	NE	47-6021331
Sirius XM Holdings Inc.		DE	93-4680139
National Indemnity Company	20087	NE	47-0355979
AHP Housing Fund 184, LLC		DE	32-0537244
AHP Housing Fund 208, LLC		DE	35-2634705
AHP Housing Fund 219, LLC		DE	30-1168040
AHP Housing Fund 220, LLC		DE	35-2652105
Cullen Housing, Limited Partnership		MA	83-2648756
AHP Housing Fund 223, LLC		DE	32-0599451
AHP Housing Fund 245, LLC		DE	84-3313603
AHP Housing Fund 253, LLC		DE	84-3998016
AHP Housing Fund 254, LLC		DE	84-4013926
AHP Housing Fund 261, LLC		DE	85-0678113
AHP Housing Fund 265, LLC		DE	85-0731519
AHP Housing Fund 267, LLC		DE	85-0756678
AHP Housing Fund 285, LLC		DE	85-3198380
AHP Housing Fund 296, LLC		DE	86-1734156
AHP Housing Fund 318, LLC		DE	87-3496297
BDT I-A Plum, LLC		DE	36-4671511
Berkshire Hathaway European Insurance Designated Activity Company		IRL	
Berkshire Hathaway Homestate Insurance Company	20044	NE	47-0529945
Berkshire Hathaway International Insurance Limited		GBR	98-0413928
Berkshire Hathaway Life Insurance Company of Nebraska	62345	NE	47-0766667
BHA Real Estate Holdings, LLC		DE	47-2151818
BHG Life Insurance Company	14939	NE	90-0914085
Financial Credit Investment III (Cayman), L.P.		CYM	98-1379180
Financial Credit Investment III SPV-B (Cayman), L.P.		CYM	98-1395199
First Berkshire Hathaway Life Insurance Company	11591	NY	91-1933661
FlightSafety International Inc.		NY	13-3916524
FlightSafety Capital Corporation		DE	22-2820005
FlightSafety Defense Corporation		DE	36-3244473
FlightSafety International Hong Kong Limited		HKG	
FlightSafety International Japan Inc.		JPN	
FlightSafety International Middle East Inc.		DE	81-0947238
FlightSafety International Netherlands B.V.		NLD	
FlightSafety International Norway AS		NOR	
FlightSafety International SARL		FRA	
Falcon Training Center		FRA	
FlightSafety International Saudi Arabia LLC		SAU	
FlightSafety International Singapore Pte. Ltd.		SGP	
FlightSafety International South Africa Ltd.		ZAF	
FlightSafety International U.K. Limited		GBR	
FlightSafety New York, Inc.		NY	06-1311475
FlightSafety Canada Ltd.		CAN	
FlightSafety Development Corp.		DE	88-0377203
FlightSafety Properties, Inc.		DE	11-2984638
FlightSafety International Australia Pty. Ltd.		AUS	
FSR		FRA	
FlightSafety Textron Aviation Training LLC		DE	83-3383970
FlightSafety Textron Aviation Training UK Limited		GBR	
Frasca International LLC		IL	37-0860218
Garan, Incorporated		DE	13-5665657
Garan Central America Corp.		VA	13-3259047
Garan Manufacturing Corp.		DE	64-0794969
Confecciones Chalchuapa, S.A. de C.V.		SLV	
Confecciones Cuscatlecas, S.A. de C.V.		SLV	
Garan Buena Vista, S.A. de CV		HND	

SCHEDULE Y - INFORMATION CONCERNING ACTIVITIES OF INSURER MEMBERS OF A HOLDING COMPANY GROUP

PART 1 - ORGANIZATIONAL CHART

	NAIC	DOMICILE	FED ID#
Garan De El Salvador, S. A. de C.V.		SLV	
Garan De Honduras, S.A. de C.V.		HND	
Garan San Jose, S.A. de C.V.		HND	
Garan, Asia, Ltd.		HKG	
Servicios De Corte Y Confeccion, S.A. de C.V.		SLV	
Servicios De Manufactura S.A. de CV & Producciones Manufactureras, S.A. de CV		SLV	
Servicios Industriales Diversos, S.A. de C.V.		SLV	
Servicios Profesionales De Manufactura, S.A. de C.V.		SLV	
Garan Services Corp.		DE	51-0329648
Berkshire Hathaway Specialty Insurance Company	22276	NE	63-0202590
Berkshire Hathaway Global Insurance Services, LLC		NE	47-1227278
Berkshire Hathaway Specialty Services Limited		HKG	
BHHC Special Risks Insurance Company	11014	IA	39-1981312
Continental Divide Insurance Company	35939	CO	84-0769120
Cypress Insurance Company	10855	CA	95-6042929
Douglas Building, LLC		DE	43-2094256
Finial Reinsurance Company	39136	CT	06-1325038
GEICO Corporation		DE	52-1135801
Boat America Corporation		VA	52-0913637
GEICO Marine Insurance Company	37923	NE	52-1658500
CalGO Insurance Company	17571	NE	93-4440724
GEICO Advantage Insurance Company	14138	NE	45-2524450
GEICO Atlantis Corporation		TX	88-2577528
GEICO Choice Insurance Company	14139	NE	45-2524467
GEICO County Mutual Insurance Company	29181	TX	74-6061214
GEICO Discovery Corporation		TX	88-2610361
GEICO Endeavor Corporation		TX	88-2642347
GEICO Financial Services, Gmbh		DEU	
GEICO Horizon Corporation		TX	99-2064489
GEICO Indemnity Company	22055	NE	52-0794134
Criterion Insurance Agency, Inc.		TX	74-2288632
GEICO Casualty Company	41491	NE	52-1264413
GEICO Lone Star Corporation		TX	99-2078948
GEICO Perspective Corporation		TX	88-2667253
GEICO Products, Inc.		MD	52-1487364
GEICO Protection Insurance Company	17511	NE	92-2766872
GEICO Secure Insurance Company	14137	NE	45-2524492
GEICO Texas County Mutual Insurance Company	27863	TX	75-6021171
GEICO Voyager Corporation		TX	99-2100757
Government Employees Insurance Company	22063	NE	53-0075853
AHP Federal and State Affordable 1, LLC		DE	84-3740408
AHP State Housing Fund 8, LLC		DE	61-1866585
AHP State Housing Fund 9, LLC		DE	36-4889302
AHP State Affordable 1, LLC		DE	37-1737103
AHP State Housing Fund 1, LLC		DE	38-3898386
AHP State Housing Fund 2, LLC		DE	35-2468668
AHP State Housing Fund 3, LLC		DE	32-0402570
Allirus Road LLC		DE	53-0075853
Boat Owners Association of the United States LLC		NE	53-0075853
BRK Investment Holdings, LLC		DE	53-0075853
Al Shift II & CY LP		DE	53-0075853
GEICO General Insurance Company	35882	NE	75-1588101
GEICO Insurance Agency, LLC		MD	53-0075853
Government Employees Financial Corporation		TX	84-0534395
Plaza Financial Services Company		DE	52-1280328
Riverside Village Investments, LLC		DE	37-1915011
Sirius XM Holdings Inc.		DE	93-4680139
International Insurance Underwriters, Inc.		DE	52-0792766
Maryland Ventures, Inc.		DE	52-1310102
Plaza Resources Company		DE	52-1242003
The Top Five Club, Inc.		TX	52-1349938
MLMIC Insurance Company	34231	NY	14-1584861
M2 Liability Solutions, Inc		NY	14-1789701
MLMIC Services, Inc.		NY	13-5471800
National Indemnity Company of Mid-America	20060	IA	41-0971481
National Indemnity Company of the South	42137	IA	59-2266845
Oak River Insurance Company	34630	NE	47-0762702
Occidental Petroleum Corp		DE	95-4035997
Pilot Travel Centers LLC		DE	34-1953155
Beverage Management Associates Inc.		TX	76-0346493
Fleet Sales LLC		UT	87-0622749
Flying J Canada Inc.		CAN	
Flying J Canada Transport Inc.		CAN	98-1057052
Fuelbook LLC		DE	83-4036424
Golden State Travel Centers - Colton LLC		DE	92-0517059
Golden State Travel Centers LLC		DE	87-3686572
Hebron Equipment LLC		DE	87-2388002
Kearney I LLC		DE	20-8648861
Martin - Pilot Joint Venture		MI	62-1510291
Parts and Service Solutions LLC		DE	82-0892178
PFJE Holdings LLC		DE	84-3949211
Bunkerhill Oil Marketing LLC		DE	82-3562901
Bunkerhill Holdings Company LLC		DE	83-0595449
PFJE SOCAL GP Holdings LLC		DE	87-2681725
PFJE SOCAL LP Holdings LLC		DE	88-1683220
Southern Counties Oil Co., a California Limited Partnership		CA	33-0488996
Cardlock Fuels System LLC		CA	33-0586680
SC Commercial LLC		DE	83-0751205
Pro Petroleum LLC		DE	75-2279730
Caljet of America LLC		AZ	83-0350993
Fuel Processing Operators LLC		AZ	20-1216137
Pro Terminal Operators LLC		TX	90-0325647
GreenAmerica Biofuels LLC		DE	82-3553523
GreenAmerica Biofuels Ord LLC		DE	86-1886872
Saratoga Rack Marketing LLC		DE	82-3594510
Trajectory Acquisition Company LLC		DE	84-2680821

SCHEDULE Y - INFORMATION CONCERNING ACTIVITIES OF INSURER MEMBERS OF A HOLDING COMPANY GROUP

PART 1 - ORGANIZATIONAL CHART

	<u>NAIC</u>	<u>DOMICILE</u>	<u>FED ID#</u>
Saratoga RP East LLC		DE	84-1477374
Tartan Oil LLC		DE	82-3540054
PFJE AssetCo Holdings LLC		DE	84-3964690
Emerging Technology Transportation Ventures LLC		DE	87-2793299
Hyperion Water Holdings LLC		DE	84-4008244
Hyperion EmployeeCo Holdings LLC		DE	82-4288963
Hyperion EmployeeCo LLC		DE	84-4060927
Hyperion Water Technologies LLC		DE	84-4016608
PFJE CT Holdings LLC		DE	87-2587410
Pilot Emerging Mobility and Energy LLC		DE	88-2328276
Pilot OFS Holdings LLC		DE	88-3541734
Pilot Water Solutions LLC		DE	83-0671454
Horus Infrastructure IA LLC		DE	36-4948490
OWL AssetCo 1, LLC		TX	36-4948190
OWL Acquisition Company, LLC		TX	
OWL ETX/LA, LLC		TX	47-1780330
OWL SOAL SWD, LLC		TX	
OWL Permian, LLC		TX	47-1217036
Haley R. SWD, LLC		TX	
OWL Allgood Water, LLC		TX	
OWL Black Lake SWD, LLC		TX	
OWL Chaparral SWD, LLC		TX	
OWL Copeland SWD, LLC		TX	
OWL Jenkins SWD, LLC		TX	
OWL Keystone SWD, LLC		TX	
OWL Lea County, LLC		DE	46-5551331
OWL Bobcat SWD, LLC		TX	
OWL Brininstool SWD, LLC		TX	
OWL Cities Federal SWD, LLC		TX	
OWL Tophat SWD, LLC		TX	
OWL Madera SWD, LLC		TX	
OWL McCloy SWD #1, LLC		TX	
OWL Mills SWD, LLC		TX	
OWL Oasis SWD, LLC		TX	
OWL Parks Bell SWD, LLC		TX	
OWL Permian Pipeline, LLC		TX	
OWL Red Hills Gathering, LLC		TX	
OWL Roy SWD, LLC		TX	
OWL Smith Ranch SWD, LLC		TX	
OWL SWD Atlas, LLC		TX	
OWL SWD Operating 2, LLC		TX	
OWL Topeka SWD, LLC		TX	
OWL True Grit SWD, LLC		TX	
OWL Westbrook SWD, LLC		TX	
OWL Powder Pipeline, LLC		TX	
OWL Rockies, LLC		TX	
OWL WestWater, LLC		DE	47-2573237
OWL Carpenter, LLC		TX	
OWL Danish Flats, LLC		TX	
OWL Douglas, LLC		TX	
OWL Ludlow, LLC		TX	
OWL Pinedale, LLC		TX	
OWL Pumpkin Buttes, LLC		TX	
OWL Wamsutter, LLC		TX	
OWL Western Gravel and Disposal, LLC		TX	82-1558784
OWL SWD Development, LLC		TX	
OWL SWD Operating, LLC		TX	46-5768442
Los Tios Land and Cattle LLC		DE	88-0687592
Pilot Water Gathering Delaware LLC		DE	81-2172680
Pilot Water Gathering Delaware Investments LLC		DE	85-2531892
Pilot Water Solutions Permian LLC		DE	20-5620889
Hawg SWD, LLC		TX	81-0991952
PWSP 137		TX	84-4651386
PWSP Clark		TX	84-4665308
PWSP Ernest		TX	84-4703540
PWSP Haney		TX	84-4729802
PWSP Henderson		TX	84-4768495
PWSP Hughes I		TX	84-4773509
PWSP Hughes II		TX	84-4793053
PWSP Moreland		TX	84-4822798
PWSP OpCo II LLC		TX	88-2309456
PWSP Tom		TX	84-4829833
Pilot Water Solutions SWD LLC		DE	82-3297278
Pilot VG Parent LLC		DE	99-3005644
Pilot VG Holdings LLC		DE	99-3082146
Scope 23 LLC		DE	92-1216288
Starlight Relativity Holdings LLC		DE	84-3145118
Starlight Relativity Acquisition Company LLC		DE	84-3125773
Tri-Star DEF LLC		DE	83-2026496
Pilot Arizona Pride - Yucca LLC		DE	86-1395917
Pilot Arizona Pride LLC		DE	84-1995167
Pilot Arizona South LLC		DE	83-0956686
Pilot Arizona Venture LLC		DE	85-2999605
Pilot California Venture LLC		DE	85-1092145
Pilot Manning LLC		DE	47-1100560
Pilot Pacific Northwest LLC		DE	83-0783018
Pilot Receivables LLC		TN	62-1716238
Pilot Texas West LLC		DE	83-2470033
Pilot West LLC		DE	83-3223448
Pilot Xpress Arizona LLC		DE	85-0746382
Pilot Xpress LLC		DE	84-4065827
Pro Saratoga Transport LLC		DE	86-3886730
PTC Delaware LLC		DE	74-3012837
PTCAA Texas L.P.		TX	74-3013261
Pilot of Texas LLC		TX	76-0239371
PTC Kearney II LLC		DE	20-8648968

SCHEDULE Y - INFORMATION CONCERNING ACTIVITIES OF INSURER MEMBERS OF A HOLDING COMPANY GROUP

PART 1 - ORGANIZATIONAL CHART

	NAIC	DOMICILE	FED ID#
PTC Kearney III LLC		DE	20-8649023
PTC Kearney IV LLC		DE	20-8649055
Restover Truck Stop LLC		WA	85-2024758
SFJ Inc.		CAN	98-1050749
Silver State Travel Centers LLC		DE	92-2220897
Redwood Fire and Casualty Insurance Company	11673	NE	47-0530076
Sirius XM Holdings Inc.		DE	93-4680139
SLI Holding Limited		GBR	
BA(GI) Limited		GBR	
Berkshire Hathaway Specialty Underwriters B.V.		NLD	
Harley Street Insurance Group Limited		GBR	
Premium Medical Protection Limited		GBR	
Resolute Management Limited		GBR	
Resolute Management Services Limited		GBR	
The Scottish Lion Insurance Company Limited		GBR	
Tonicstar Limited		GBR	98-0373625
Tenecom Limited		GBR	
Kyoei Fire & Marine Insurance Co. Limited		GBR	
The British Aviation Insurance Company Limited		GBR	
Transfercom Limited		GBR	
V3 Insurance Agency Inc.		PA	23-2713768
VT Insurance Acquisition Sub Inc.		DE	47-2138469
Van Enterprises, Inc.		MO	48-0591795
MPP Co., Inc.		KS	48-0882412
Old United Casualty Company	37060	KS	48-0884451
Old United Life Insurance Company	76007	AZ	48-0735224
Vantage Reinsurance, LLC		NV	47-2207326
WestGUARD Insurance Company	11981	NE	06-1678760
AmGUARD Insurance Company	42390	NE	23-2240321
AZGUARD Insurance Company	16495	NE	83-1551360
EastGUARD Insurance Company	14702	NE	01-0125870
GUARDco, Inc.		DE	51-0378745
NorGUARD Insurance Company	31470	NE	23-2459204
National Liability & Fire Insurance Company	20052	CT	36-2403971
Nebraska Furniture Mart, Inc.		NE	47-0428274
121 Acquisition Company LLC		TX	45-3621249
CPM Development, LLC		TX	86-2887449
Floors Inc.		NE	47-0487472
Homemakers Plaza, Inc.		IA	95-4830456
LMG Ventures, LLC		TX	37-1650069
Live GMF, LLC		NE	82-5003723
NFM Custom Countertops, LLC		NE	84-4241774
NFM of Cedar Park, Inc.		TX	93-1503353
NFM of Kansas, Inc.		KS	74-3021927
NFM Services LLC		TX	45-4530174
NFM Wellness, LLC		NE	92-2733856
RCP Logistics, LLC		NE	87-4527726
TXFM INC		TX	45-3751317
VRA Holdings, LLC		NE	93-2516814
NetJets Inc.		DE	51-0383060
Executive Jet Management, Inc.		OH	31-0913865
NetJets Aviation, Inc.		DE	31-0682096
NetJets Sales, Inc.		DE	31-0685809
NetJets Finance LLC		DE	35-2390820
NJS145 LLC		DE	82-3814458
NetJets Card Holdings, Inc.		DE	84-1631058
NetJets Card Partners, Inc.		OH	13-4179171
NetJets Financial Holdings LLC		DE	61-2033885
QS Financial Services LLC		DE	38-4424128
NetJets International, Inc.		DE	22-3378514
NetJets Management Ltd.		GBR	98-0363663
Executive Jet Management (Europe) Limited		GBR	
NetJets (Suisse) Sàrl		CHE	
NetJets Deutschland GmbH		DEU	
NetJets France SARL		FRA	
NetJets Italy S.r.l.		ITA	
NetJets UK Ltd.		GBR	
NetJets U.S., Inc.		DE	22-3530627
NA-NetJets Aviation, Sociedade Unipessoal, Lda.		PRT	98-0475837
NA-NetJets Aviation, Sociedade Unipessoal, Lda. Czech Branch		CZE	
NA-NetJets Aviation, Sociedade Unipessoal, Lda. Spanish Branch		ESP	
NetJets Europe Holdings SGPS, Lda		PRT	98-1131898
NetJets Europe, Sociedade Unipessoal Lda		PRT	98-1132148
NetJets Europe Holdings, LLC		DE	20-1963975
NJE Holdings, LLC		DE	20-1963992
NJI Sales, Inc.		DE	57-1049421
NetJets Services, Inc.		DE	31-1437187
NJ Asia Limited		HKG	98-1228911
NetJets Strategic Holdings (Asia) Limited		HKG	
QS Partners LLC		DE	47-3591620
QS ACE LLC		DE	99-0454734
QS Security Services LLC		DE	84-2062142
Northern States Agency, Inc.		MN	41-1502250
Global Aerospace Underwriting Managers Limited		GBR	98-0414570
Associated Aviation Underwriters Limited		GBR	
BAIG Limited		GBR	
British Aviation Insurance Group (Technical Services) Limited		GBR	
British Aviation Insurance Group (Underwriting Services) Limited		GBR	
GAUM Holdings Inc.		DE	52-2282086
Fireside Partners, Inc.		DE	36-4808004
Global Aerospace, Inc.		DE	22-3259042
Global Aerospace Underwriters Limited		GBR	
Global Aerospace Underwriting Managers (Canada) Limited		CAN	
Global Aerospace Underwriting Managers (Europe) SAS		FRA	
Global Limited		GBR	
OTC Worldwide Holdings, Inc.		DE	27-4790857

SCHEDULE Y - INFORMATION CONCERNING ACTIVITIES OF INSURER MEMBERS OF A HOLDING COMPANY GROUP

PART 1 - ORGANIZATIONAL CHART

	NAIC	DOMICILE	FED ID#
OTC Brands, Inc.		DE	27-4791180
Mindware Corporation		MN	41-1671641
Brainy Toys, Inc.		MN	90-0997379
MW Wholesale, Inc.		MN	81-0607111
Oriental Trading Company, Inc.		DE	80-0681455
Fun Express LLC		NE	27-4811963
OTC Direct, Inc.		NE	27-4811648
Smilemakers, Inc		SC	57-0647221
Smilemakers Canada, Inc		SC	58-2318210
Smilemakers For Children Company		CAN	
OTC Shanghai Trading Limited		CHN	
Precision Castparts Corp.		OR	93-0460598
PCC Holdings LLC		DE	33-2061825
Aerocraft Heat Treating Co., Inc.		CA	95-1721860
Aerospace Dynamics International, Inc.		CA	95-4226652
AIPCF V CHI Blocker Inc.		DE	46-2291458
Alu-Forge, Inc.		CA	86-1093480
Atlantic Precision, Inc.		WI	47-1655957
Caledonian Alloys, Inc.		SC	57-0862054
Carlton Forge Works LLC		CA	95-2152781
Summit Machine, LLC		CA	43-2013152
Centra Industries Inc.		CAN	98-1058493
Composites Horizons, LLC		DE	95-3633752
Dickson Testing Co., Inc.		CA	95-2833111
Environment-One Corporation		NY	14-1505298
Exacta Aerospace, Inc.		KS	48-0882691
Fatigue Technology, Inc.		WA	91-1096274
Hamilton Aviation, Inc.		OR	20-2471863
Innovative Coatings Technology Corporation		CA	77-0321770
Ken's Spray Equipment LLC		CA	95-3412882
Klune Industries, Inc.		CA	95-3211874
LJ Aero Holdings, Inc.		DE	27-5376340
LJ Synch Holdings, Inc.		DE	38-3761654
Helicomb International, Inc.		OK	73-1110197
Metalac Fasteners, Inc.		OR	26-0563717
University Swaging Corporation LLC		DE	91-2031156
Noranco Inc.		CAN	98-0705427
Noranco Manufacturing (USA) Ltd.		DE	99-0367323
Andrews Laser Works Corporation		KY	61-1276005
Noranco Manufacturing Mexico, S.A. de C.V.		MEX	
Noranco Mexico Services, S.A. de C.V.		MEX	
PCC Aerostructures Mexico, S.A. de C.V.		MEX	
PCC Airfoils LLC		OH	34-0821246
Mold Masters Intl. LLC		OH	34-0894486
PCC Airfoils S.A. de C.V.		MEX	
PCC Distribution Japan K.K.		JPN	
PCC Flow Technologies LLC		DE	73-1364801
PCC Rollmet, Inc.		CA	45-2600604
PCC Specialty Products, LLC		DE	06-1114587
PCC Structural, Inc.		OR	93-1220449
PCC Structural Wax Center, LLC		OR	82-5103619
Permaswage Holding SAS		FRA	
Permaswage Holdings, Inc.		DE	26-2134220
Designed Metal Connections, Inc.		DE	20-1997283
Permaswage (Suzhou) Co. Ltd.		CHN	
Permaswage SAS		FRA	
Press Forge Company		CA	95-3315953
Progressive Incorporated		DE	41-2127968
Protective Coatings, Inc.		WA	91-0836177
Primus International Holding LLC		DE	33-1139106
Primus International LLC		WA	91-0941460
PCC Aerostructures Wilkes-Barre, LLC		OR	46-2301663
Primus International Cayman Co.		CYM	98-1093544
Primus International Suzhou Ltd.		CHN	
Walden's Machine, LLC		OK	73-1108292
RathGibson Holding Co. LLC		DE	27-1865020
RathGibson LLC		DE	27-2513076
Greenville Tube Company LLC		DE	27-2518430
RathGibson Janesville LLC		DE	27-2518836
RathGibson North Branch LLC		DE	27-2519007
Shultz Steel LLC		CA	95-1908842
Southwest United Industries, Inc.		OK	73-0672728
Southwest United Canada, Inc.		CAN	
Southwest United de Mexico, S.A. de C.V.		MEX	
Special Metals LLC		DE	25-1445468
Huntington Alloys Corporation		DE	13-5158550
Special Metals Pacific Pte Ltd		SGP	98-0587845
SPS Asia Limited		HKG	98-0652145
SPS (China) Co., Ltd.		CHN	
SPS Technologies, LLC		PA	23-1116110
Avibank Services, LLC		DE	02-0656633
SPS International Investment Company		DE	23-1620339
Avibank Mfg., Inc.		DE	95-1504250
Cannon-Muskegon Corporation		MI	38-1411693
Greenville Metals, Inc.		PA	23-2298351
Metalac SPS Indústria E Comércio Ltda.		BRA	
NSS Technologies, Inc.		MI	38-1941474
SPS Technologies Mexico LLC		CA	46-5286088
SXP Schulz Xtruded Products LLC		GA	98-0644935
Texas Honing, Inc.		TX	74-1859558
Titanium Metals Corporation		DE	13-5630895
Henderson WC LLC		OR	93-2122183
PCC UK Global Holdings Limited		GBR	
AETC Limited		GBR	
Caledonian Alloys Limited		GBR	98-0583519
KALISTRUT Aerospace S.A.S.		FRA	98-1142275

SCHEDULE Y - INFORMATION CONCERNING ACTIVITIES OF INSURER MEMBERS OF A HOLDING COMPANY GROUP

PART 1 - ORGANIZATIONAL CHART

	NAIC	DOMICILE	FED ID#
PCC Finance Luxembourg LLC		DE	98-0574216
PCC UK Finance Limited		GBR	
Precision Castparts Corp. France S.a.r.l.		FRA	98-0443669
S.P.S. International Limited		IRL	
Precision Castparts CZ s.r.o.		CZE	
Shur-Lok International S.A.		BEL	98-0574214
SOS International Holdings, LLC		DE	80-0500570
SOS Metals Brasil LTDA		BRA	
Special Metals Wiggin Limited		GBR	
Special Metals Deutschland Limited		GBR	
Special Metals Services Limited		GBR	
Special Metals Wiggin Trustees Limited		GBR	
SPS Technologies Limited		GBR	98-1229917
KG Coating Limited		GBR	98-1243076
SPS Aerostructures Limited		GBR	
TIMET UK Limited		GBR	98-1705860
TIMET Europe Limited		GBR	
TIMET Savoie, SA		FRA	
TIMET Powdered Metals, LLC		DE	45-3784304
Wyman-Gordon Company		MA	04-1992780
Precision Founders, Inc.		CA	94-1047949
Western Aerospace Limited		AUS	
Western Australian Specialty Alloys Pty. Ltd.		AUS	98-0139711
Wyman-Gordon de Mexico, S. de R.L. de C.V.		MEX	98-0227054
Wyman-Gordon Forgings, Inc.		DE	76-0203655
McWilliams Forge Company		DE	27-3776296
Wyman-Gordon Limited		GBR	52-2005557
Wyman-Gordon Investment Castings, Inc.		DE	22-3044511
Wyman-Gordon Monterrey, S. de R.L. de C.V.		MEX	
Wyman-Gordon Forgings (Cleveland), Inc.		OH	04-3541052
Wyman-Gordon Pennsylvania, LLC		OR	45-2425501
R. C. Willey Home Furnishings		UT	87-0242145
RC Willey 5600 West LLC		UT	86-1764442
Richline Group, Inc.		DE	26-0232774
DRL Manufacturing S.A.		DOM	98-0385481
Leach & Garner (HK) Limited		HKG	
Leach & Garner (Guangzhou) Limited		CHN	
LeachGarner, Inc.		DE	04-3034114
Richline Group Canada Ltd		CAN	
Richline Italy, srl		ITA	
Richline South Africa (Proprietary) Ltd.		ZAF	
Rio Grande, Inc.		NM	85-0164903
Samuel Aaron Trading (India) Pvt. Ltd.		IND	
See's Candy Shops, Inc.		CA	95-1205740
See's Candies, Inc.		CA	94-0852350
Shaw Industries Group, Inc.		GA	58-1032521
Anderson Hardwood Floors, LLC		GA	26-0798273
Kido International Limited		HKG	
Shanghai Shaw Global Investment Consulting Co LTD (dba Shaw Global)		CHN	
Land Partners One, LLC		GA	20-3025379
Land Partners Two, LLC		DE	
Shaw Asia Pacific Holdings LLC		GA	86-2146289
Shaw Brasil Consultoria Em Pisos Ltda		BRA	98-1255733
Shaw Diversified Services, Inc.		GA	01-0626710
Shaw Europe Holdings Limited		GBR	
Sanquhar Tile Services Ltd		GBR	
Shaw Europe Limited		GBR	
Shaw France S.A.R.L		FRA	
Shaw Netherlands B.V.		NLD	
Shaw Floors, Inc.		GA	16-1666637
Shaw Industries Group Chile Limitada		CHL	98-1148210
Shaw Industries SARL		LUX	33-1222343
Shaw Industries Asia Pte. Ltd.		SGP	98-1024856
Shaw Carpet (China) Co. Ltd.		CHN	98-1046307
Shaw Floors India Private Ltd.		IND	98-1092153
Shaw Industries Hong Kong Ltd.		HKG	98-1056292
Shaw Industries, Inc.		GA	35-2162582
NEF Affordable Housing Investment Fund II LP		DE	27-2395998
NEF Affordable Housing Investment Fund LP		DE	27-0719219
Shaw Funding Company		DE	59-2409749
Shaw Retail Properties, Inc.		GA	58-2242176
SHX Realty One, LLC		GA	20-3068178
Shaw Integratd and Turf Solutions, LTD.		CAN	
Shaw Integrated and Turf Solutions, Inc.		GA	87-4486016
Southwest Greens International LLC		GA	26-1561632
Shaw International Services, Inc.		GA	58-2017348
Shaw Monomers, LLC		GA	45-0470393
Shaw Specialized Services, LLC		GA	20-2090216
Shaw Sports Turf California, Inc.		GA	81-1214189
Shaw Transport, Inc.		GA	58-1502689
Shaw Vietnam Limited Liability Company		VNM	
Shaw Watershed Holdings, LLC		DE	92-1121877
Watershed Geosynthetics, LLC		GA	27-0736307
Watershed Hickory Ridge,LLC		GA	99-4683526
SHX Flooring, Inc.		DE	58-2470281
Terza S.A. de C.V.		MEX	
US Floors International, BV		BEL	
US Floors International UK Limited		GBR	
US Floors International, LLC		GA	36-4814273
Zickgraf Hardwood Flooring Company, LLC		NC	
The Fechheimer Brothers Company		DE	31-1000330
Nationwide Uniforms		KY	31-1000790
The Lubrizol Corporation		OH	34-0367600
Chemtool, LLC		DE	20-1483560
Lubrizol Foundation, The		OH	34-6500595
Lubrizol India Private Limited		IND	

SCHEDULE Y - INFORMATION CONCERNING ACTIVITIES OF INSURER MEMBERS OF A HOLDING COMPANY GROUP

PART 1 - ORGANIZATIONAL CHART

	NAIC	DOMICILE	FED ID#
Lubrizol Inter-Americas Corporation		NV	34-1368171
Lubrizol Overseas Trading Corporation		DE	51-6146748
Lubrizol Advanced Materials International, LLC		DE	13-4143923
Lubrizol Advanced Materials, Inc.		DE	13-4143915
Avid Product Development, LLC		CO	45-4759326
Lipotec USA, Inc.		TX	75-2458638
Lubrizol Advanced Materials FCC, LLC		DE	51-0340498
Noveon Hilton Davis, Inc.		DE	95-4071292
Lubrizol Advanced Materials India Private Limited		IND	
Lubrizol Advanced Materials Holding Corporation		DE	31-1231786
Lubrizol Global Management, Inc.		DE	51-0408646
Lubrizol International, Inc.		DE	98-1279098
Lubrizol Management UK Limited		GBR	
Lubrizol Canada Limited		CAN	52-2349524
Lubrizol do Brasil Aditivos, Ltda.		BRA	98-1229344
Lubrizol Japan Limited		JPN	98-1021536
Lubrizol Korea, Inc.		KOR	
Lubrizol Luxembourg S.a.r.l.		LUX	98-0470798
K2023267932 (South Africa) Proprietary Limited		ZAF	
K2024076605 (South Africa) Proprietary Limited		ZAF	
Lubrizol Adibis Holdings (UK) Limited		GBR	98-0564691
Lubrizol South Africa (Pty.) Ltd.		ZAF	
Lubrizol Advanced Materials Europe BV		BEL	98-0209586
Lubrizol Advanced Materials Malaysia Sdn. Bhd.		MYS	98-0336497
Lubrizol Advanced Materials Spain, S.L.		ESP	98-0342349
Lubrizol Southeast Asia (Pte.) Ltd.		SGP	98-1041251
Lubrizol Additive (Zhuhai) Co., Ltd.		CHN	98-1041273
Lubrizol International Trading (Zhuhai) Co., Ltd.		CHN	
Lubrizol Shanghai Investments I Limited		HKG	98-1813874
Shanghai Lubrizol International Trading Co., Ltd.		CHN	98-1814007
Lubrizol Shanghai Investments II Limited		HKG	98-1813883
Lubrizol Management (Shanghai) Co., Ltd.		CHN	
Lubrizol Specialty Chemicals Manufacturing (Shanghai) Co., Ltd.		CHN	
Lubrizol Advanced Materials France SAS		FRA	
Lubrizol Advanced Materials Realty Europe BV		BEL	98-0339016
Lubrizol Advanced Materials Resin B.V.		NLD	98-0339020
Lubrizol Deutschland GmbH		DEU	
Bavaria Medizin Technologie GmbH		DEU	98-1503752
Bavaria Medizin Technologie Romania SRL		ROU	98-1514468
Lubrizol Deutschland Realty GmbH & Co. KG		DEU	98-1266881
Lubrizol Europe Coordination Center BV		BEL	98-0209583
Lubrizol France SAS		FRA	90-0785520
Lubrizol Italia S.r.l.		ITA	98-0398945
Lubrizol Limited		GBR	30-0660947
Lubrizol Overseas Trading Corporation & Co. KG		DEU	98-0470802
LZHS Spain, S.L.		ESP	98-1062611
Lipotec, S.A.		ESP	
Lubrizol Life Science, Inc.		DE	26-0557338
Vesta Intermediate Funding, Inc.		DE	26-0557408
ExtruMed, Inc.		CA	33-0682735
SSP-SiMatrix, Inc.		DE	37-1651326
S and L Specialty Polymers Co., Ltd.		THA	
Lubrizol de Mexico Comercial S. de R.L. de C.V.		MEX	
Lubrizol Gesellschaft m.b.H.		AUT	
Lubrizol Turkey Özel Kimyasallar Yönetimi Limited Şirketi		TUR	
Lubrizol Transarabian Co. Ltd.		SAU	
LubrizolGlobalServicesCenterPrivateLimited		IND	
MPP Pipeline Corporation		DE	76-0412052
The Pampered Chef, Ltd.		IL	36-3269007
TPC European Holdings, Ltd.		DE	36-4301143
The Pampered Chef - UK, Ltd.		GBR	98-0345517
The Pampered Chef Deutschland GmbH		DEU	98-0353211
The Pampered Chef France		FRA	
The Pampered Chef Österreich GmbH		AUT	
The Pampered Chef, Italia S.r.l.		ITA	
TPC North America, Ltd.		DE	30-0101576
The Pampered Chef - Canada Corp.		CAN	
TPC N.A.S.A., LLC		DE	
TTI, Inc.		DE	20-8234316
CJE II		NV	20-8392004
Compona AG		CHE	
Cosy Electronics GmbH		DEU	
Ecopac (U.K.) Power Limited		GBR	
Mouser Electronics, Inc.		DE	61-1520598
498 Mouser Way LLC		TX	88-1379385
Crowd Supply, LLC		DE	30-1168280
Electropages Media Limited		GBR	98-1172511
Exponential Technology Group, Inc		DE	32-0656860
BGM Electronic Services, LLC		MI	82-0632838
Braemac (CA) LLC		DE	91-1794169
Braemac Group Pty Limited		AUS	
Braemac (SA) Pty Ltd		AUS	
Braemac Engineering Pty Limited		AUS	
Braemac Pty Ltd		AUS	
Braemac Unit Trust		AUS	
Braemac NZ Pty Limited (NZ)		NZL	
Braesing Holdings Pty Ltd		AUS	
Braemac Asia Holdings PTE Ltd (SG)		SGP	
Braemac Pte Ltd (SG)		SGP	
Braetec Pty Limited		AUS	
Changnam I.N.T. LTD		KOR	
RFMW Asia Pte. Ltd		SGP	
RFMW Taiwan Co., Ltd		TWN	
RFMW Europe Limited		GBR	98-1006720
MRC Components GmbH & Co. KG		DEU	
MRC Gigacomp GmbH & Co KG		DEU	

SCHEDULE Y - INFORMATION CONCERNING ACTIVITIES OF INSURER MEMBERS OF A HOLDING COMPANY GROUP

PART 1 - ORGANIZATIONAL CHART

	NAIC	DOMICILE	FED ID#
Gigacomp AG		CHE	
RFMW S.L.		ESP	
RFMW Israel Limited		ISR	27-0917752
RFMW Korea Co. Ltd		KOR	
RFMW UK		GBR	
Braemac Ltd (UK)		GBR	
RFMW GmbH		DEU	
RFMW, LLC		DE	37-1930324
Symmetry Electronics LLC		DE	61-1850733
Mouser (Shanghai) Electronics Trading Co. Ltd.		CHN	98-1010252
Mouser Electronics (Canada), Inc		CAN	
Mouser Electronics (France) SARL		FRA	98-0679141
Mouser Electronics (Hong Kong) Limited		HKG	98-0557337
Mouser Electronics (India) Private Ltd		IND	98-1104357
Mouser Electronics Czech sro		CZE	
Mouser Electronics Italy SRL		ITA	98-1150369
Mouser Electronics Korea Limited Company		KOR	98-1313763
Mouser Electronics Lithuania UAB		LTU	
Mouser Electronics Netherlands B.V.		NLD	98-1253609
Mouser Electronics Nordic AB		SWE	98-1360880
Mouser Electronics PTE LTD		SGP	98-0520966
Mouser Electronics S DE RL DE CV		MEX	98-0667713
Mouser Electronics Spain SL		ESP	98-1264381
Mouser Electronics Taiwan Company Ltd-Preparatory Office		TWN	
Mouser Electronics Vietnam Co Ltd		VNM	
Mouser Japan Godo Kaisha		JPN	98-1219362
Mouser JV 1, Inc		DE	36-4876855
Mouser JV 2, Inc		DE	35-2603357
Mouser Poland Sp. ZOO		POL	
Piper Finance Company, Inc		DE	88-3955526
Raffenday Ltd		GBR	
Raffenday Slovakia s.r.o.		SVK	
Ray-Q Ltd		ISR	98-1150098
Ray-Q Interconnection Technologies India Private Ltd		IND	98-1152465
Ray-Q, LLC		DE	26-4557530
Sager Electrical Supply Co. Inc		MA	04-2694935
Sager Electronics Mexico s. De R.L.De C.V.		MEX	
Shanghai TTI Electronics Co, LTD		CHN	98-0395649
TTI (Shanghai) Logistics Co. Ltd		CHN	
TTI Belgium		BEL	
TTI Brasil Comercio De Componentes Electronicos LTDA		BRA	
TTI Elektronik Ticaret Ltd. Sti		TUR	98-1227865
TTI Electronics (Vietnam) Company Limited		VNM	
TTI Electronics Asia PTE LTD		SGP	98-0538870
TTI (India GRC) Private Limited		IND	
TTI Electronics (Thailand) Ltd		THA	98-1091676
TTI Electronics Asia (India) Private Ltd		IND	98-1068567
TTI Electronics Malaysia SDN BHD		MYS	98-0697862
TTI Electronics Nepal Private Limited		NPL	
TTI Electronics Philippines, Inc		PHL	
TTI Electronics Austria GmbH		AUT	98-0404802
TTI Electronics Czech SRO		CZE	98-0605080
TTI Electronics Denmark APS		DNK	98-0538872
TTI Electronics Distribution SRL		ROU	
TTI Electronics Europe GmbH		DEU	98-1229924
TTI Electronics Hungary KFT		HUN	98-0571750
TTI Electronics LTD		ISR	98-0620824
TTI Electronics Nordic AB		SWE	98-0538885
TTI Electronics OU		EST	
TTI Finland OY		FIN	98-1043545
TTI France SASU		FRA	98-0538877
TTI Especialistas en Pasivos y Conectores, S.L.		ESP	98-0470183
TTI Hong Kong Limited		HKG	98-0538879
TTI Italy SRL		ITA	98-0538881
TTI JV 1, Inc		DE	37-1847720
TTI JV 2, Inc		DE	37-1877557
TTI Latin America s. de R.L. de C.V.		MEX	98-1220399
TTI Poland SP ZOO		POL	98-0605077
U.S. Investment Corporation		PA	95-4834036
United States Liability Insurance Company	25895	NE	23-1383313
Mount Vernon Fire Insurance Company	26522	NE	23-1575334
U.S. Underwriters Insurance Company	35416	ND	23-2049904
Mount Vernon Specialty Insurance Company	14420	NE	45-5343535
Radnor Specialty Insurance Company	15756	NE	47-2408195
XTRA Corporation		DE	06-0954158
XTRA Companies, Inc.		DE	20-2052863
XTRA LLC		ME	01-0346274
AJF Warehouse Distributors, Inc.		IL	43-0909089
GTR Rental LLC		DE	51-0367486
Rentco Trailer Corporation		DE	13-3369806
SV Maintenance LLC		DE	27-0586923
X-L-CO., Inc.		DE	04-2459036
XTRA Intermodal, Inc.		DE	43-1690171
XTRA Lease LLC		DE	22-1863406
XTRA Finance Corporation		DE	20-8648239

The following changes were made to the Organizational Chart in the 4th Quarter 2024

Acquisitions and Newly Formed:

Beckley Preservation LLC	PCC Holdings LLC
BNSF Services Company 1, LLC	Pinnacle Nissan, LLC
BNSF Services Company 2, LLC	PIVT Motors, LLC
BNSF Technology Services Private Limited	Plater-Beregringer-Maskiner AS
Crestview Cottages JV, LLC	PNVT Motors, LLC
Enterprise RB Fund I, LP	ROERS Houston Apartments Owner II Limited Partnership
Env Bentwood Townhomes MTE LLC	SCF Amarillo 23, LP
GEICO Horizon Corporation	SeventyFirst Flats, LP
GEICO Lone Star Corporation	SL San Marcos Springs Apartments, LP
GEICO Voyager Corporation	Susan Emmons MTE LLC
Gitga'at Sterling Crane Ltd.	TTI (India GRC) Private Limited
IH Goodyear Apartments Owner I LLC	TX Sherwood Oaks, LP
IH Maricopa Apartments Owner II LLC	US Floors International UK Limited
Infiniti of Scottsdale, LLC	Vicksburg Affordable LP
Isabela Multifamily Acruva, LLC	West Virginia Land Holdings, LLC
KCIC LIHTC 13 LLC	Woodcrest Partners, LP
Mansfield AAL LP	

Dissolved:

Apex (Suzhou) Medical Products Company	HN Real Estate Group, N.C., Inc.
Artform International Ltd.	J Fleet Leasing LLC
BH International Holdings	M/K Express Company LLC
BHE B Inc.	Marmon Safety Group, S.A.
Boat/U.S., Inc.	PCC Germany Holdings GmbH
Booligal Services Pty. Ltd.	Point B Ventures, LLC
C&R Legal Insurance Agency, LLC	Prosperity First Title, LLC
Cranbrook Developer LLC	Russell Mexico, SA de CV
Daniels-Head General Agency Inc.	Servicios Russell SA de CV
Ecowater Canada Ltd.	St. Rose Travel Center LLC
FFR, Inc.	TransRe S.A.
Focused Technology Solutions, Inc.	Tuf-Lok Fasteners Pvt Limited
General Re Compania de Reaseguros, S.A.	Visayas Geothermal Power Company
Hirschfeld Properties LP	Warwick International Group Limited

Merged out of Existence:

Johns Manville Hillsboro Plant LLC
 NATX Repair Services LLC
 Southwest Tool Supply, LLC
 Texas South I LLC
 Texas South II LLC
 Texas South III LLC
 Trade Fixtures Europe GmbH

Sold:

Buildsoft Pty Ltd

Name Changes:

CalGO Insurance Company from GEICO Oasis Insurance Company
 Chemtool, LLC from Chemtool Incorporated
 Cuanbac Spain S.L.U from Linesight Spain S.L.U
 Marmon Medical Manufacturing LLC from Apex (China) Holding Company LLC
 PCC Flow Technologies LLC from PCC Flow Technologies, Inc.
 SFJ Inc. from SFJ, Inc.
 Trenmor Belgium from Linesight BV Belgium

Ownership Changes:

BHE Investment Group LLC, owned by MidAmerican Wind Tax Equity Holdings, LLC
 CanopyTitle, LLC, owned by JRHBW Realty, Inc.
 Fuel Processing Operators LLC, owned by Pro Terminal Operators LLC
 PCC Germany Holdings GmbH, owned by PCC Holdings LLC
 Pilot Emerging Mobility and Energy LLC, owned by PFJE AssetCo Holdings LLC
 Pilot Travel Centers LLC, owned by Berkshire Hathaway Life Insurance Company of Nebraska
 Township Title Services, LLC, owned by HN Real Estate Group, L.L.C.
 Tungaloy-NTK America Inc., owned by ITTI Group USA Holdings, Inc.

SCHEDULE Y - INFORMATION CONCERNING ACTIVITIES OF INSURER MEMBERS OF A HOLDING COMPANY GROUP

PART 1 - ORGANIZATIONAL CHART

ANNUAL STATEMENT FOR THE YEAR 2024 OF THE General Re Life Corporation

SCHEDULE Y

PART 1A - DETAIL OF INSURANCE HOLDING COMPANY SYSTEM

1	2	3	4	5	6	7	8	9	10	11	12	13	14	15	16
Group Code	Group Name	NAIC Company Code	ID Number	Federal RSSD	CIK	Name of Securities Exchange if Publicly Traded (U.S. or International)	Names of Parent, Subsidiaries Or Affiliates	Domiciliary Location	Relationship to Reporting Entity	Directly Controlled by (Name of Entity/Person)	Type of Control (Ownership, Board, Management, Attorney-in-Fact, Influence, Other)	If Control is Ownership Provide Percentage	Ultimate Controlling Entity(ies)/Person(s)	Is an SCA Filing Required? (Yes/No)	*
			47-0813844		1067983	NYSE	Berkshire Hathaway Inc.	DE	UIP		Ownership	0.000		NO	
			47-4653839				1067 Studios, LLC	DE	NIA	Jazwares, LLC	Ownership	100.000	Berkshire Hathaway Inc.	NO	
			45-3621249				121 Acquisition Company LLC	TX	NIA	Nebraska Furniture Mart, Inc.	Ownership	100.000	Berkshire Hathaway Inc.	NO	
			47-5108291				13 West LLC	OR	NIA	AHP Housing Fund 114, LLC	Ownership	99.990	Berkshire Hathaway Inc.	NO	
			92-1640057				1321 Minters LP	TX	NIA	Berkshire Hathaway Automotive Inc.	Ownership	84.840	Berkshire Hathaway Inc.	NO	
			46-5669000				15 West LLC	OR	NIA	AHP Housing Fund 78, LLC	Ownership	99.990	Berkshire Hathaway Inc.	NO	
			47-4203880				1712 Commerce Master Tenant, LLC	TX	NIA	AHP Housing Fund 150, LLC	Ownership	99.990	Berkshire Hathaway Inc.	NO	
			68-0566626				21 SPC, Inc.	DE	NIA	21st Mortgage Corporation	Ownership	100.000	Berkshire Hathaway Inc.	NO	
			48-1284984				21st Communities, Inc.	DE	NIA	21st Mortgage Corporation	Ownership	100.000	Berkshire Hathaway Inc.	NO	
			76-0478830				21st Mortgage Corporation	DE	NIA	CMH Services, Inc.	Ownership	100.000	Berkshire Hathaway Inc.	NO	
			80-0550558				2K Polymer Systems LTD	GBR	NIA	Marmon Holdings, Inc.	Ownership	100.000	Berkshire Hathaway Inc.	NO	
			92-1642381				2K Polymer Systems, Inc.	OH	NIA	MITek Inc.	Ownership	100.000	Berkshire Hathaway Inc.	NO	
			37-1794718				316E Dallas LP	TX	NIA	Berkshire Hathaway Automotive Inc.	Ownership	84.840	Berkshire Hathaway Inc.	NO	
			92-1642584				3rd and Indian School Assisted Living Facility, LLC	DE	NIA	AHP Housing Fund 113, LLC	Ownership	99.990	Berkshire Hathaway Inc.	NO	
			88-1379385				4301 Doskocil LP	TX	NIA	Berkshire Hathaway Automotive Inc.	Ownership	84.840	Berkshire Hathaway Inc.	NO	
			46-2700327				498 Mouser Way LLC	TX	NIA	Mouser Electronics, Inc.	Ownership	100.000	Berkshire Hathaway Inc.	NO	
			82-1541168				777 Main Street LLC	CT	NIA	AHP Housing Fund 65, LLC	Ownership	99.000	Berkshire Hathaway Inc.	NO	
			47-2615350				955 Shotgun Road, LLC	FL	NIA	Jazwares, LLC	Ownership	100.000	Berkshire Hathaway Inc.	NO	
							959 Shotgun Road, LLC	FL	NIA	Jazwares, LLC	Ownership	100.000	Berkshire Hathaway Inc.	NO	
							A.C.T. Equipment Sales Ltd.	CAN	NIA	IMC International Metalworking Companies Inc.	Ownership	80.000	Berkshire Hathaway Inc.	NO	
			20-0950324				ABA Management, L.L.C.	TX	NIA	PHM Holdings, LLC	Ownership	100.000	Berkshire Hathaway Inc.	NO	
			74-3112441				ABC Nissan LLC	DE	NIA	Berkshire Hathaway Automotive Inc.	Ownership	83.840	Berkshire Hathaway Inc.	NO	
			74-3112441				ABC Nissan LLC	DE	NIA	BHA Minority Interest Holdco, Inc.	Ownership	16.000	Berkshire Hathaway Inc.	NO	
			92-3717049				Abrasive Tool Company, LLC	DE	NIA	ITTI Investment Holdings Inc.	Ownership	60.000	Berkshire Hathaway Inc.	NO	
			84-4147900				AC Eagle Corporation	CA	NIA	HomeServices of California, LLC	Ownership	100.000	Berkshire Hathaway Inc.	NO	
			82-1528842				AC Palm Desert Corporation	CA	NIA	HomeServices of California, LLC	Ownership	100.000	Berkshire Hathaway Inc.	NO	
			47-4188563				AC2015 Corporation	CA	NIA	HomeServices of California, LLC	Ownership	100.000	Berkshire Hathaway Inc.	NO	
			75-2403336				Acme Brick Company	DE	NIA	Acme Building Brands, Inc.	Ownership	100.000	Berkshire Hathaway Inc.	NO	
			83-0429401				Acme Brick DFW, LLC	DE	NIA	Acme Brick Company	Ownership	100.000	Berkshire Hathaway Inc.	NO	
			20-3883479				Acme Brick Sales Company, LLC	DE	NIA	Acme Brick Company	Ownership	100.000	Berkshire Hathaway Inc.	NO	
			75-2864968				Acme Building Brands, Inc.	DE	NIA	Berkshire Hathaway Inc.	Ownership	100.000	Berkshire Hathaway Inc.	NO	
			75-2403337				Acme Management Company	DE	NIA	Acme Building Brands, Inc.	Ownership	100.000	Berkshire Hathaway Inc.	NO	
			75-2514346				Acme Services Company, LLC	DE	NIA	Acme Building Brands, Inc.	Ownership	100.000	Berkshire Hathaway Inc.	NO	
							Acumed (Beijing) Consulting Co. Ltd	CHN	NIA	Acumed, LLC	Ownership	100.000	Berkshire Hathaway Inc.	NO	
							Acumed Acquisition Company Limited	GBR	NIA	Acumed, LLC	Ownership	100.000	Berkshire Hathaway Inc.	NO	
							Acumed Iberica, SL	ESP	NIA	Acumed, LLC	Ownership	100.000	Berkshire Hathaway Inc.	NO	
							Acumed Limited	GBR	NIA	Acumed Acquisition Company Limited	Ownership	100.000	Berkshire Hathaway Inc.	NO	
			11-3660846				Acumed, LLC	DE	NIA	Colson Medical, LLC	Ownership	100.000	Berkshire Hathaway Inc.	NO	
			73-1701637				ACVT Motors, LLC	DE	NIA	Berkshire Hathaway Automotive Inc.	Ownership	96.840	Berkshire Hathaway Inc.	NO	
			73-1701637				ACVT Motors, LLC	DE	NIA	BHA Minority Interest Holdco, Inc.	Ownership	3.000	Berkshire Hathaway Inc.	NO	
			47-0691259				Adalet / Scott Fetzer Company	DE	NIA	BHSF, Inc.	Ownership	100.000	Berkshire Hathaway Inc.	NO	
							Admicornelius S.A. de CV	MEX	NIA	Marmon Foodservice Technologies, Inc.	Ownership	99.800	Berkshire Hathaway Inc.	NO	
							Admicornelius S.A. de CV	MEX	NIA	Marmon Beverage Technologies, Inc.	Ownership	0.200	Berkshire Hathaway Inc.	NO	
							Advanced Mobility & Shelter Technologies, LLC								
			20-5832960					IL	NIA	R.C. Tway Company, LLC	Ownership	100.000	Berkshire Hathaway Inc.	NO	
			95-1721860				Aeroircraft Heat Treating Co., Inc.	CA	NIA	Precision Castparts Corp.	Ownership	100.000	Berkshire Hathaway Inc.	NO	
			14-1913807				Aero-Hose Corporation	FL	NIA	Marmon Distribution Services, Inc.	Ownership	100.000	Berkshire Hathaway Inc.	NO	

ANNUAL STATEMENT FOR THE YEAR 2024 OF THE General Re Life Corporation

SCHEDULE Y

PART 1A - DETAIL OF INSURANCE HOLDING COMPANY SYSTEM

1	2	3	4	5	6	7	8	9	10	11	12	13	14	15	16
Group Code	Group Name	NAIC Company Code	ID Number	Federal RSSD	CIK	Name of Securities Exchange if Publicly Traded (U.S. or International)	Names of Parent, Subsidiaries Or Affiliates	Domiciliary Location	Relationship to Reporting Entity	Directly Controlled by (Name of Entity/Person)	Type of Control (Ownership, Board, Management, Attorney-in-Fact, Influence, Other)	If Control is Ownership Provide Percentage	Ultimate Controlling Entity(ies)/Person(s)	Is an SCA Filing Required? (Yes/No)	*
			84-2521740				Aeronavis, LLC	DE	NIA	Volantes, LLC	Ownership	100.000	Berkshire Hathaway Inc.	NO	
			95-4225652				Aerospace Dynamics International, Inc.	CA	NIA	Precision Castparts Corp.	Ownership	100.000	Berkshire Hathaway Inc.	NO	
			45-3769803				AETC Limited	GBR	NIA	PCC UK Global Holdings Limited	Ownership	100.000	Berkshire Hathaway Inc.	NO	
			46-5187215				Affordable Housing Partners, Inc.	DE	NIA	Berkshire Hathaway Inc.	Ownership	100.000	Berkshire Hathaway Inc.	NO	
			30-0761132				AHG Townhomes, LLC	WI	NIA	AHP Housing Fund 50, LLC	Ownership	99.990	Berkshire Hathaway Inc.	NO	
			80-0847095				AHP 1, L.P.	DE	NIA	Affordable Housing Partners, Inc.	Ownership	100.000	Berkshire Hathaway Inc.	NO	
			84-3740408				AHP Affordable, LLC	DE	NIA	AHP 1, L.P.	Ownership	100.000	Berkshire Hathaway Inc.	NO	
			84-3740408				AHP Federal and State Affordable 1, LLC	DE	NIA	AHP 1, L.P.	Ownership	0.010	Berkshire Hathaway Inc.	NO	
			84-3755052				AHP Federal and State Affordable 1, LLC	DE	NIA	Government Employees Insurance Company	Ownership	99.990	Berkshire Hathaway Inc.	NO	
			84-3755052				AHP Federal and State Affordable 2, LLC	DE	NIA	Affordable Housing Partners, Inc.	Ownership	0.010	Berkshire Hathaway Inc.	NO	
			84-3786733				AHP Federal and State Affordable 2, LLC	DE	NIA	AHP Affordable, LLC	Ownership	99.990	Berkshire Hathaway Inc.	NO	
			84-3786733				AHP Federal and State Affordable 3, LLC	DE	NIA	Affordable Housing Partners, Inc.	Ownership	0.010	Berkshire Hathaway Inc.	NO	
			30-0954214				AHP Federal and State Affordable 3, LLC	DE	NIA	AHP Affordable, LLC	Ownership	99.990	Berkshire Hathaway Inc.	NO	
			35-2447768				AHP Historic Partners, LLC	DE	NIA	Affordable Housing Partners, Inc.	Ownership	100.000	Berkshire Hathaway Inc.	NO	
			38-3879703				AHP Housing Fund 1, LLC	NV	NIA	AHP Affordable, LLC	Ownership	99.990	Berkshire Hathaway Inc.	NO	
			30-0854970				AHP Housing Fund 10, LLC	DE	NIA	AHP Affordable, LLC	Ownership	99.990	Berkshire Hathaway Inc.	NO	
			38-3956099				AHP Housing Fund 100, LLC	DE	NIA	AHP Affordable, LLC	Ownership	99.990	Berkshire Hathaway Inc.	NO	
			38-3955018				AHP Housing Fund 101, LLC	DE	NIA	AHP Affordable, LLC	Ownership	99.990	Berkshire Hathaway Inc.	NO	
			35-2528752				AHP Housing Fund 102, LLC	DE	NIA	AHP Affordable, LLC	Ownership	99.990	Berkshire Hathaway Inc.	NO	
			32-0458958				AHP Housing Fund 103, LLC	DE	NIA	AHP Affordable, LLC	Ownership	99.990	Berkshire Hathaway Inc.	NO	
			61-1755861				AHP Housing Fund 104, LLC	DE	NIA	AHP Affordable, LLC	Ownership	99.990	Berkshire Hathaway Inc.	NO	
			37-1778040				AHP Housing Fund 105, LLC	DE	NIA	AHP Affordable, LLC	Ownership	99.990	Berkshire Hathaway Inc.	NO	
			32-0461077				AHP Housing Fund 106, LLC	DE	NIA	AHP Affordable, LLC	Ownership	99.990	Berkshire Hathaway Inc.	NO	
			30-0857611				AHP Housing Fund 107, LLC	DE	NIA	AHP Affordable, LLC	Ownership	99.990	Berkshire Hathaway Inc.	NO	
			36-4805141				AHP Housing Fund 108, LLC	DE	NIA	AHP Affordable, LLC	Ownership	99.990	Berkshire Hathaway Inc.	NO	
			37-1698937				AHP Housing Fund 109, LLC	DE	NIA	AHP Affordable, LLC	Ownership	99.990	Berkshire Hathaway Inc.	NO	
			37-1778476				AHP Housing Fund 11, LLC	DE	NIA	AHP Affordable, LLC	Ownership	99.990	Berkshire Hathaway Inc.	NO	
			32-0464239				AHP Housing Fund 110, LLC	DE	NIA	AHP Affordable, LLC	Ownership	99.990	Berkshire Hathaway Inc.	NO	
			61-1759903				AHP Housing Fund 111, LLC	DE	NIA	AHP Affordable, LLC	Ownership	99.990	Berkshire Hathaway Inc.	NO	
			38-3969302				AHP Housing Fund 112, LLC	DE	NIA	AHP Affordable, LLC	Ownership	99.990	Berkshire Hathaway Inc.	NO	
			38-3969258				AHP Housing Fund 113, LLC	DE	NIA	AHP Affordable, LLC	Ownership	99.990	Berkshire Hathaway Inc.	NO	
			30-0868697				AHP Housing Fund 114, LLC	DE	NIA	AHP Affordable, LLC	Ownership	99.990	Berkshire Hathaway Inc.	NO	
			35-2531463				AHP Housing Fund 115, LLC	DE	NIA	AHP Affordable, LLC	Ownership	99.990	Berkshire Hathaway Inc.	NO	
			38-3969702				AHP Housing Fund 116, LLC	DE	NIA	AHP Affordable, LLC	Ownership	99.990	Berkshire Hathaway Inc.	NO	
			61-1760436				AHP Housing Fund 117, LLC	DE	NIA	AHP Affordable, LLC	Ownership	99.990	Berkshire Hathaway Inc.	NO	
			36-4808561				AHP Housing Fund 118, LLC	DE	NIA	AHP Affordable, LLC	Ownership	99.990	Berkshire Hathaway Inc.	NO	
			37-1698993				AHP Housing Fund 119, LLC	DE	NIA	AHP Affordable, LLC	Ownership	99.990	Berkshire Hathaway Inc.	NO	
			36-4808741				AHP Housing Fund 12, LLC	DE	NIA	AHP Affordable, LLC	Ownership	99.990	Berkshire Hathaway Inc.	NO	
			38-3979289				AHP Housing Fund 120, LLC	DE	NIA	AHP Affordable, LLC	Ownership	99.990	Berkshire Hathaway Inc.	NO	
			30-0882410				AHP Housing Fund 121, LLC	DE	NIA	AHP Affordable, LLC	Ownership	99.990	Berkshire Hathaway Inc.	NO	
			36-4817681				AHP Housing Fund 122, LLC	DE	NIA	AHP Affordable, LLC	Ownership	99.990	Berkshire Hathaway Inc.	NO	
			61-1769986				AHP Housing Fund 123, LLC	DE	NIA	AHP Affordable, LLC	Ownership	99.990	Berkshire Hathaway Inc.	NO	
			35-2541695				AHP Housing Fund 124, LLC	DE	NIA	AHP Affordable, LLC	Ownership	99.990	Berkshire Hathaway Inc.	NO	
			35-2541761				AHP Housing Fund 125, LLC	DE	NIA	AHP Affordable, LLC	Ownership	99.990	Berkshire Hathaway Inc.	NO	
			30-0883039				AHP Housing Fund 126, LLC	DE	NIA	AHP Affordable, LLC	Ownership	99.990	Berkshire Hathaway Inc.	NO	
			61-1770291				AHP Housing Fund 127, LLC	DE	NIA	AHP Affordable, LLC	Ownership	99.990	Berkshire Hathaway Inc.	NO	
			36-4818241				AHP Housing Fund 128, LLC	DE	NIA	AHP Affordable, LLC	Ownership	99.990	Berkshire Hathaway Inc.	NO	
			32-0474877				AHP Housing Fund 129, LLC	DE	NIA	AHP Affordable, LLC	Ownership	99.990	Berkshire Hathaway Inc.	NO	
							AHP Housing Fund 130, LLC	DE	NIA	AHP Affordable, LLC	Ownership	99.990	Berkshire Hathaway Inc.	NO	

ANNUAL STATEMENT FOR THE YEAR 2024 OF THE General Re Life Corporation

SCHEDULE Y

PART 1A - DETAIL OF INSURANCE HOLDING COMPANY SYSTEM

1	2	3	4	5	6	7	8	9	10	11	12	13	14	15	16
Group Code	Group Name	NAIC Company Code	ID Number	Federal RSSD	CIK	Name of Securities Exchange if Publicly Traded (U.S. or International)	Names of Parent, Subsidiaries Or Affiliates	Domiciliary Location	Relationship to Reporting Entity	Directly Controlled by (Name of Entity/Person)	Type of Control (Ownership, Board, Management, Attorney-in-Fact, Influence, Other)	If Control is Ownership Provide Percentage	Ultimate Controlling Entity(ies)/Person(s)	Is an SCA Filing Required? (Yes/No)	*
			38-3982589				AHP Housing Fund 131, LLC	DE	NIA	AHP Affordable, LLC	Ownership	99.990	Berkshire Hathaway Inc.	NO	
			37-1795314				AHP Housing Fund 132, LLC	DE	NIA	AHP Affordable, LLC	Ownership	99.990	Berkshire Hathaway Inc.	NO	
			61-1773154				AHP Housing Fund 133, LLC	DE	NIA	AHP Affordable, LLC	Ownership	99.990	Berkshire Hathaway Inc.	NO	
			35-2545094				AHP Housing Fund 134, LLC	DE	NIA	AHP Affordable, LLC	Ownership	99.990	Berkshire Hathaway Inc.	NO	
			30-0887095				AHP Housing Fund 135, LLC	DE	NIA	AHP Affordable, LLC	Ownership	99.990	Berkshire Hathaway Inc.	NO	
			32-0478301				AHP Housing Fund 136, LLC	DE	NIA	AHP Affordable, LLC	Ownership	99.990	Berkshire Hathaway Inc.	NO	
			37-1795669				AHP Housing Fund 137, LLC	DE	NIA	AHP Affordable, LLC	Ownership	99.990	Berkshire Hathaway Inc.	NO	
			38-3983435				AHP Housing Fund 138, LLC	DE	NIA	AHP Affordable, LLC	Ownership	99.990	Berkshire Hathaway Inc.	NO	
			30-0887671				AHP Housing Fund 139, LLC	DE	NIA	AHP Affordable, LLC	Ownership	99.990	Berkshire Hathaway Inc.	NO	
			38-3882204				AHP Housing Fund 14, LLC	DE	NIA	AHP Affordable, LLC	Ownership	99.990	Berkshire Hathaway Inc.	NO	
			35-2545764				AHP Housing Fund 140, LLC	DE	NIA	AHP Affordable, LLC	Ownership	99.990	Berkshire Hathaway Inc.	NO	
			37-1825537				AHP Housing Fund 141, LLC	DE	NIA	AHP Affordable, LLC	Ownership	99.990	Berkshire Hathaway Inc.	NO	
			36-4835537				AHP Housing Fund 142, LLC	DE	NIA	AHP Affordable, LLC	Ownership	99.990	Berkshire Hathaway Inc.	NO	
			30-0936774				AHP Housing Fund 143, LLC	DE	NIA	AHP Affordable, LLC	Ownership	99.990	Berkshire Hathaway Inc.	NO	
			32-0494076				AHP Housing Fund 144, LLC	DE	NIA	AHP Affordable, LLC	Ownership	99.990	Berkshire Hathaway Inc.	NO	
			35-2560001				AHP Housing Fund 145, LLC	DE	NIA	AHP Affordable, LLC	Ownership	99.990	Berkshire Hathaway Inc.	NO	
			36-4835565				AHP Housing Fund 146, LLC	DE	NIA	AHP Affordable, LLC	Ownership	99.990	Berkshire Hathaway Inc.	NO	
			32-0494262				AHP Housing Fund 147, LLC	DE	NIA	AHP Affordable, LLC	Ownership	99.990	Berkshire Hathaway Inc.	NO	
			38-4002355				AHP Housing Fund 148, LLC	DE	NIA	AHP Affordable, LLC	Ownership	99.990	Berkshire Hathaway Inc.	NO	
			35-2560176				AHP Housing Fund 149, LLC	DE	NIA	AHP Affordable, LLC	Ownership	99.990	Berkshire Hathaway Inc.	NO	
			61-1690180				AHP Housing Fund 15, LLC	DE	NIA	AHP Affordable, LLC	Ownership	99.990	Berkshire Hathaway Inc.	NO	
			36-4835746				AHP Housing Fund 150, LLC	DE	NIA	AHP Affordable, LLC	Ownership	99.990	Berkshire Hathaway Inc.	NO	
			36-4842293				AHP Housing Fund 151, LLC	DE	NIA	AHP Affordable, LLC	Ownership	99.990	Berkshire Hathaway Inc.	NO	
			36-4842314				AHP Housing Fund 152, LLC	DE	NIA	AHP Affordable, LLC	Ownership	99.990	Berkshire Hathaway Inc.	NO	
			36-4842426				AHP Housing Fund 153, LLC	DE	NIA	AHP Affordable, LLC	Ownership	99.990	Berkshire Hathaway Inc.	NO	
			30-0947059				AHP Housing Fund 154, LLC	DE	NIA	AHP Affordable, LLC	Ownership	99.990	Berkshire Hathaway Inc.	NO	
			37-1832512				AHP Housing Fund 155, LLC	DE	NIA	AHP Affordable, LLC	Ownership	99.990	Berkshire Hathaway Inc.	NO	
			30-0947318				AHP Housing Fund 156, LLC	DE	NIA	AHP Affordable, LLC	Ownership	99.990	Berkshire Hathaway Inc.	NO	
			35-2567644				AHP Housing Fund 157, LLC	DE	NIA	AHP Affordable, LLC	Ownership	99.990	Berkshire Hathaway Inc.	NO	
			61-1798765				AHP Housing Fund 158, LLC	DE	NIA	AHP Affordable, LLC	Ownership	99.990	Berkshire Hathaway Inc.	NO	
			61-1798912				AHP Housing Fund 159, LLC	DE	NIA	AHP Affordable, LLC	Ownership	99.990	Berkshire Hathaway Inc.	NO	
			37-1700908				AHP Housing Fund 16, LLC	DE	NIA	AHP Affordable, LLC	Ownership	99.990	Berkshire Hathaway Inc.	NO	
			30-0947814				AHP Housing Fund 160, LLC	DE	NIA	AHP Affordable, LLC	Ownership	99.990	Berkshire Hathaway Inc.	NO	
			35-2491061				AHP Housing Fund 161, LLC	DE	NIA	Affordable Housing Partners, Inc.	Ownership	0.010	Berkshire Hathaway Inc.	NO	
			35-2491061				AHP Housing Fund 161, LLC	DE	NIA	AHP Affordable, LLC	Ownership	99.990	Berkshire Hathaway Inc.	NO	
			46-4238510				AHP Housing Fund 162, LLC	DE	NIA	Affordable Housing Partners, Inc.	Ownership	0.010	Berkshire Hathaway Inc.	NO	
			46-4238510				AHP Housing Fund 162, LLC	DE	NIA	AHP Affordable, LLC	Ownership	99.990	Berkshire Hathaway Inc.	NO	
			38-4024191				AHP Housing Fund 163, LLC	DE	NIA	AHP Affordable, LLC	Ownership	99.990	Berkshire Hathaway Inc.	NO	
			35-2582442				AHP Housing Fund 164, LLC	DE	NIA	AHP Affordable, LLC	Ownership	99.990	Berkshire Hathaway Inc.	NO	
			30-0964699				AHP Housing Fund 165, LLC	DE	NIA	AHP Affordable, LLC	Ownership	99.990	Berkshire Hathaway Inc.	NO	
			38-4024696				AHP Housing Fund 166, LLC	DE	NIA	AHP Affordable, LLC	Ownership	99.990	Berkshire Hathaway Inc.	NO	
			38-4857260				AHP Housing Fund 167, LLC	DE	NIA	AHP Affordable, LLC	Ownership	99.990	Berkshire Hathaway Inc.	NO	
			36-4857493				AHP Housing Fund 168, LLC	DE	NIA	AHP Affordable, LLC	Ownership	99.990	Berkshire Hathaway Inc.	NO	
			37-1848411				AHP Housing Fund 169, LLC	DE	NIA	AHP Affordable, LLC	Ownership	99.990	Berkshire Hathaway Inc.	NO	
			36-4740813				AHP Housing Fund 17, LLC	DE	NIA	AHP Affordable, LLC	Ownership	99.990	Berkshire Hathaway Inc.	NO	
			61-1813824				AHP Housing Fund 170, LLC	DE	NIA	AHP Affordable, LLC	Ownership	99.990	Berkshire Hathaway Inc.	NO	
			35-2593800				AHP Housing Fund 171, LLC	DE	NIA	AHP Affordable, LLC	Ownership	99.990	Berkshire Hathaway Inc.	NO	
			38-4036461				AHP Housing Fund 172, LLC	DE	NIA	AHP Affordable, LLC	Ownership	99.990	Berkshire Hathaway Inc.	NO	
			37-1858216				AHP Housing Fund 173, LLC	DE	NIA	AHP Affordable, LLC	Ownership	99.990	Berkshire Hathaway Inc.	NO	

ANNUAL STATEMENT FOR THE YEAR 2024 OF THE General Re Life Corporation

SCHEDULE Y

PART 1A - DETAIL OF INSURANCE HOLDING COMPANY SYSTEM

1	2	3	4	5	6	7	8	9	10	11	12	13	14	15	16
Group Code	Group Name	NAIC Company Code	ID Number	Federal RSSD	CIK	Name of Securities Exchange if Publicly Traded (U.S. or International)	Names of Parent, Subsidiaries Or Affiliates	Domiciliary Location	Relationship to Reporting Entity	Directly Controlled by (Name of Entity/Person)	Type of Control (Ownership, Board, Management, Attorney-in-Fact, Influence, Other)	If Control is Ownership Provide Percentage	Ultimate Controlling Entity(ies)/Person(s)	Is an SCA Filing Required? (Yes/No)	*
			32-0531818				AHP Housing Fund 174, LLC	DE	NIA	AHP Affordable, LLC	Ownership	99.990	Berkshire Hathaway Inc.	NO	
			30-0990079				AHP Housing Fund 175, LLC	DE	NIA	AHP Affordable, LLC	Ownership	99.990	Berkshire Hathaway Inc.	NO	
			61-1845503				AHP Housing Fund 176, LLC	DE	NIA	AHP Affordable, LLC	Ownership	99.990	Berkshire Hathaway Inc.	NO	
			61-1845676				AHP Housing Fund 177, LLC	DE	NIA	AHP Affordable, LLC	Ownership	99.990	Berkshire Hathaway Inc.	NO	
			32-0532426				AHP Housing Fund 178, LLC	DE	NIA	AHP Affordable, LLC	Ownership	99.990	Berkshire Hathaway Inc.	NO	
			32-0532581				AHP Housing Fund 179, LLC	DE	NIA	AHP Affordable, LLC	Ownership	99.990	Berkshire Hathaway Inc.	NO	
			30-0748965				AHP Housing Fund 18, LLC	DE	NIA	AHP Affordable, LLC	Ownership	99.990	Berkshire Hathaway Inc.	NO	
			37-1859285				AHP Housing Fund 180, LLC	DE	NIA	AHP Affordable, LLC	Ownership	99.990	Berkshire Hathaway Inc.	NO	
			61-1850267				AHP Housing Fund 181, LLC	DE	NIA	AHP Affordable, LLC	Ownership	99.990	Berkshire Hathaway Inc.	NO	
			61-1850458				AHP Housing Fund 182, LLC	DE	NIA	AHP Affordable, LLC	Ownership	99.990	Berkshire Hathaway Inc.	NO	
			37-1863788				AHP Housing Fund 183, LLC	DE	NIA	AHP Affordable, LLC	Ownership	99.990	Berkshire Hathaway Inc.	NO	
			32-0537244				AHP Housing Fund 184, LLC	DE	NIA	AHP 1, L.P.	Ownership	0.010	Berkshire Hathaway Inc.	NO	
			32-0537244				AHP Housing Fund 184, LLC	DE	NIA	National Indemnity Company	Ownership	99.990	Berkshire Hathaway Inc.	NO	
			36-4873049				AHP Housing Fund 185, LLC	DE	NIA	AHP Affordable, LLC	Ownership	99.990	Berkshire Hathaway Inc.	NO	
			37-1864239				AHP Housing Fund 186, LLC	DE	NIA	AHP Affordable, LLC	Ownership	99.990	Berkshire Hathaway Inc.	NO	
			35-2600509				AHP Housing Fund 187, LLC	DE	NIA	AHP Affordable, LLC	Ownership	99.990	Berkshire Hathaway Inc.	NO	
			61-1851088				AHP Housing Fund 188, LLC	DE	NIA	AHP Affordable, LLC	Ownership	99.990	Berkshire Hathaway Inc.	NO	
			35-2600835				AHP Housing Fund 189, LLC	DE	NIA	AHP Affordable, LLC	Ownership	99.990	Berkshire Hathaway Inc.	NO	
			36-4741393				AHP Housing Fund 19, LLC	DE	NIA	AHP Affordable, LLC	Ownership	99.990	Berkshire Hathaway Inc.	NO	
			35-2600897				AHP Housing Fund 190, LLC	DE	NIA	AHP Affordable, LLC	Ownership	99.990	Berkshire Hathaway Inc.	NO	
			61-1854168				AHP Housing Fund 191, LLC	DE	NIA	AHP Affordable, LLC	Ownership	99.990	Berkshire Hathaway Inc.	NO	
			37-1867732				AHP Housing Fund 192, LLC	DE	NIA	AHP Affordable, LLC	Ownership	99.990	Berkshire Hathaway Inc.	NO	
			32-0541198				AHP Housing Fund 193, LLC	DE	NIA	AHP Affordable, LLC	Ownership	99.990	Berkshire Hathaway Inc.	NO	
			32-0541366				AHP Housing Fund 194, LLC	DE	NIA	AHP Affordable, LLC	Ownership	99.990	Berkshire Hathaway Inc.	NO	
			61-1854560				AHP Housing Fund 195, LLC	DE	NIA	AHP Affordable, LLC	Ownership	99.990	Berkshire Hathaway Inc.	NO	
			36-4876802				AHP Housing Fund 196, LLC	DE	NIA	AHP Affordable, LLC	Ownership	99.990	Berkshire Hathaway Inc.	NO	
			36-4876946				AHP Housing Fund 197, LLC	DE	NIA	AHP Affordable, LLC	Ownership	99.990	Berkshire Hathaway Inc.	NO	
			35-2604512				AHP Housing Fund 198, LLC	DE	NIA	AHP Affordable, LLC	Ownership	99.990	Berkshire Hathaway Inc.	NO	
			32-0541824				AHP Housing Fund 199, LLC	DE	NIA	AHP Affordable, LLC	Ownership	99.990	Berkshire Hathaway Inc.	NO	
			30-0741786				AHP Housing Fund 2, LLC	NV	NIA	AHP Affordable, LLC	Ownership	99.990	Berkshire Hathaway Inc.	NO	
			37-1701500				AHP Housing Fund 20, LLC	DE	NIA	AHP Affordable, LLC	Ownership	99.990	Berkshire Hathaway Inc.	NO	
			35-2604877				AHP Housing Fund 200, LLC	DE	NIA	AHP Affordable, LLC	Ownership	99.990	Berkshire Hathaway Inc.	NO	
			36-4897520				AHP Housing Fund 201, LLC	DE	NIA	AHP Affordable, LLC	Ownership	99.990	Berkshire Hathaway Inc.	NO	
			36-4897649				AHP Housing Fund 202, LLC	DE	NIA	AHP Affordable, LLC	Ownership	99.990	Berkshire Hathaway Inc.	NO	
			36-4900671				AHP Housing Fund 203, LLC	DE	NIA	AHP Affordable, LLC	Ownership	99.990	Berkshire Hathaway Inc.	NO	
			36-4897942				AHP Housing Fund 204, LLC	DE	NIA	AHP Affordable, LLC	Ownership	99.990	Berkshire Hathaway Inc.	NO	
			36-4900778				AHP Housing Fund 205, LLC	DE	NIA	AHP Affordable, LLC	Ownership	99.990	Berkshire Hathaway Inc.	NO	
			30-1107271				AHP Housing Fund 206, LLC	DE	NIA	AHP Affordable, LLC	Ownership	99.990	Berkshire Hathaway Inc.	NO	
			61-1896469				AHP Housing Fund 207, LLC	DE	NIA	AHP Affordable, LLC	Ownership	99.990	Berkshire Hathaway Inc.	NO	
			35-2634705				AHP Housing Fund 208, LLC	DE	NIA	AHP 1, L.P.	Ownership	0.010	Berkshire Hathaway Inc.	NO	
			35-2634705				AHP Housing Fund 208, LLC	DE	NIA	National Indemnity Company	Ownership	99.990	Berkshire Hathaway Inc.	NO	
			38-4088215				AHP Housing Fund 209, LLC	DE	NIA	AHP Affordable, LLC	Ownership	99.990	Berkshire Hathaway Inc.	NO	
			36-4745479				AHP Housing Fund 21, LLC	DE	NIA	AHP Affordable, LLC	Ownership	99.990	Berkshire Hathaway Inc.	NO	
			38-4088238				AHP Housing Fund 210, LLC	DE	NIA	AHP Affordable, LLC	Ownership	99.990	Berkshire Hathaway Inc.	NO	
			32-0582475				AHP Housing Fund 211, LLC	DE	NIA	AHP Affordable, LLC	Ownership	99.990	Berkshire Hathaway Inc.	NO	
			32-0582664				AHP Housing Fund 212, LLC	DE	NIA	AHP Affordable, LLC	Ownership	99.990	Berkshire Hathaway Inc.	NO	
			61-1905812				AHP Housing Fund 213, LLC	DE	NIA	AHP Affordable, LLC	Ownership	99.990	Berkshire Hathaway Inc.	NO	
			61-1905979				AHP Housing Fund 214, LLC	DE	NIA	AHP Affordable, LLC	Ownership	99.990	Berkshire Hathaway Inc.	NO	
			38-4097948				AHP Housing Fund 215, LLC	DE	NIA	AHP Affordable, LLC	Ownership	99.990	Berkshire Hathaway Inc.	NO	

ANNUAL STATEMENT FOR THE YEAR 2024 OF THE General Re Life Corporation

SCHEDULE Y
PART 1A - DETAIL OF INSURANCE HOLDING COMPANY SYSTEM

1	2	3	4	5	6	7	8	9	10	11	12	13	14	15	16
Group Code	Group Name	NAIC Company Code	ID Number	Federal RSSD	CIK	Name of Securities Exchange if Publicly Traded (U.S. or International)	Names of Parent, Subsidiaries Or Affiliates	Domiciliary Location	Relationship to Reporting Entity	Directly Controlled by (Name of Entity/Person)	Type of Control (Ownership, Board, Management, Attorney-in-Fact, Influence, Other)	If Control is Ownership Provide Percentage	Ultimate Controlling Entity(ies)/Person(s)	Is an SCA Filing Required? (Yes/No)	*
			37-1927033				AHP Housing Fund 216, LLC	DE	NIA	AHP Affordable, LLC	Ownership	99.990	Berkshire Hathaway Inc.	NO	
			38-4105218				AHP Housing Fund 217, LLC	DE	NIA	AHP Affordable, LLC	Ownership	99.990	Berkshire Hathaway Inc.	NO	
			35-2656517				AHP Housing Fund 218, LLC	DE	NIA	AHP Affordable, LLC	Ownership	99.990	Berkshire Hathaway Inc.	NO	
			30-1168040				AHP Housing Fund 219, LLC	DE	NIA	AHP 1, L.P.	Ownership	0.010	Berkshire Hathaway Inc.	NO	
			30-1168040				AHP Housing Fund 219, LLC	DE	NIA	National Indemnity Company	Ownership	99.990	Berkshire Hathaway Inc.	NO	
			30-0753286				AHP Housing Fund 22, LLC	DE	NIA	AHP Affordable, LLC	Ownership	99.990	Berkshire Hathaway Inc.	NO	
			35-2652105				AHP Housing Fund 220, LLC	DE	NIA	AHP 1, L.P.	Ownership	0.010	Berkshire Hathaway Inc.	NO	
			35-2652105				AHP Housing Fund 220, LLC	DE	NIA	National Indemnity Company	Ownership	99.990	Berkshire Hathaway Inc.	NO	
			36-4937921				AHP Housing Fund 221, LLC	DE	NIA	AHP Affordable, LLC	Ownership	99.990	Berkshire Hathaway Inc.	NO	
			35-2661435				AHP Housing Fund 222, LLC	DE	NIA	AHP Affordable, LLC	Ownership	99.990	Berkshire Hathaway Inc.	NO	
			32-0599451				AHP Housing Fund 223, LLC	DE	NIA	AHP 1, L.P.	Ownership	0.010	Berkshire Hathaway Inc.	NO	
			32-0599451				AHP Housing Fund 223, LLC	DE	NIA	National Indemnity Company	Ownership	99.990	Berkshire Hathaway Inc.	NO	
			32-0599607				AHP Housing Fund 224, LLC	DE	NIA	AHP Affordable, LLC	Ownership	99.990	Berkshire Hathaway Inc.	NO	
			61-1930521				AHP Housing Fund 225, LLC	DE	NIA	AHP Affordable, LLC	Ownership	99.990	Berkshire Hathaway Inc.	NO	
			84-2794759				AHP Housing Fund 226, LLC	DE	NIA	Affordable Housing Partners, Inc.	Ownership	0.010	Berkshire Hathaway Inc.	NO	
			84-2794759				AHP Housing Fund 226, LLC	DE	NIA	AHP Affordable, LLC	Ownership	99.990	Berkshire Hathaway Inc.	NO	
			84-2810128				AHP Housing Fund 227, LLC	DE	NIA	AHP Affordable, LLC	Ownership	99.990	Berkshire Hathaway Inc.	NO	
			84-2825744				AHP Housing Fund 228, LLC	DE	NIA	AHP Affordable, LLC	Ownership	99.990	Berkshire Hathaway Inc.	NO	
			84-2848647				AHP Housing Fund 229, LLC	DE	NIA	AHP Affordable, LLC	Ownership	99.990	Berkshire Hathaway Inc.	NO	
			61-1696001				AHP Housing Fund 23, LLC	DE	NIA	AHP Affordable, LLC	Ownership	99.990	Berkshire Hathaway Inc.	NO	
			84-2867804				AHP Housing Fund 230, LLC	DE	NIA	AHP Affordable, LLC	Ownership	99.990	Berkshire Hathaway Inc.	NO	
			84-2964143				AHP Housing Fund 231, LLC	DE	NIA	AHP Affordable, LLC	Ownership	99.990	Berkshire Hathaway Inc.	NO	
			84-2983350				AHP Housing Fund 232, LLC	DE	NIA	AHP Affordable, LLC	Ownership	99.990	Berkshire Hathaway Inc.	NO	
			84-3003311				AHP Housing Fund 233, LLC	DE	NIA	AHP Affordable, LLC	Ownership	99.990	Berkshire Hathaway Inc.	NO	
			84-3019674				AHP Housing Fund 234, LLC	DE	NIA	AHP Affordable, LLC	Ownership	99.990	Berkshire Hathaway Inc.	NO	
			84-3034854				AHP Housing Fund 235, LLC	DE	NIA	AHP Affordable, LLC	Ownership	99.990	Berkshire Hathaway Inc.	NO	
			84-3068466				AHP Housing Fund 236, LLC	DE	NIA	AHP Affordable, LLC	Ownership	99.990	Berkshire Hathaway Inc.	NO	
			84-3087573				AHP Housing Fund 237, LLC	DE	NIA	AHP Affordable, LLC	Ownership	99.990	Berkshire Hathaway Inc.	NO	
			84-3098398				AHP Housing Fund 238, LLC	DE	NIA	AHP Affordable, LLC	Ownership	99.990	Berkshire Hathaway Inc.	NO	
			84-3146518				AHP Housing Fund 239, LLC	DE	NIA	AHP Affordable, LLC	Ownership	99.990	Berkshire Hathaway Inc.	NO	
			38-3889831				AHP Housing Fund 24, LLC	DE	NIA	AHP Affordable, LLC	Ownership	99.990	Berkshire Hathaway Inc.	NO	
			84-3189470				AHP Housing Fund 240, LLC	DE	NIA	AHP Affordable, LLC	Ownership	99.990	Berkshire Hathaway Inc.	NO	
			84-3235687				AHP Housing Fund 241, LLC	DE	NIA	AHP Affordable, LLC	Ownership	99.990	Berkshire Hathaway Inc.	NO	
			84-3263777				AHP Housing Fund 242, LLC	DE	NIA	AHP Affordable, LLC	Ownership	99.990	Berkshire Hathaway Inc.	NO	
			84-3277026				AHP Housing Fund 243, LLC	DE	NIA	AHP Affordable, LLC	Ownership	99.990	Berkshire Hathaway Inc.	NO	
			84-3298481				AHP Housing Fund 244, LLC	DE	NIA	AHP Affordable, LLC	Ownership	99.990	Berkshire Hathaway Inc.	NO	
			84-3313603				AHP Housing Fund 245, LLC	DE	NIA	AHP 1, L.P.	Ownership	0.010	Berkshire Hathaway Inc.	NO	
			84-3313603				AHP Housing Fund 245, LLC	DE	NIA	National Indemnity Company	Ownership	99.990	Berkshire Hathaway Inc.	NO	
			84-3845054				AHP Housing Fund 246, LLC	DE	NIA	AHP Affordable, LLC	Ownership	99.990	Berkshire Hathaway Inc.	NO	
			84-3858393				AHP Housing Fund 247, LLC	DE	NIA	AHP Affordable, LLC	Ownership	99.990	Berkshire Hathaway Inc.	NO	
			84-3886928				AHP Housing Fund 248, LLC	DE	NIA	AHP Affordable, LLC	Ownership	99.990	Berkshire Hathaway Inc.	NO	
			84-3901367				AHP Housing Fund 249, LLC	DE	NIA	AHP Affordable, LLC	Ownership	99.990	Berkshire Hathaway Inc.	NO	
			32-0392000				AHP Housing Fund 25, LLC	DE	NIA	AHP Affordable, LLC	Ownership	99.990	Berkshire Hathaway Inc.	NO	
			84-3934683				AHP Housing Fund 250, LLC	DE	NIA	AHP Affordable, LLC	Ownership	99.990	Berkshire Hathaway Inc.	NO	
			84-3957809				AHP Housing Fund 251, LLC	DE	NIA	AHP Affordable, LLC	Ownership	99.990	Berkshire Hathaway Inc.	NO	
			84-3969639				AHP Housing Fund 252, LLC	DE	NIA	AHP Affordable, LLC	Ownership	99.990	Berkshire Hathaway Inc.	NO	
			84-3998016				AHP Housing Fund 253, LLC	DE	NIA	AHP 1, L.P.	Ownership	0.010	Berkshire Hathaway Inc.	NO	
			84-3998016				AHP Housing Fund 253, LLC	DE	NIA	National Indemnity Company	Ownership	99.990	Berkshire Hathaway Inc.	NO	
			84-4013926				AHP Housing Fund 254, LLC	DE	NIA	AHP 1, L.P.	Ownership	0.010	Berkshire Hathaway Inc.	NO	

ANNUAL STATEMENT FOR THE YEAR 2024 OF THE General Re Life Corporation

SCHEDULE Y

PART 1A - DETAIL OF INSURANCE HOLDING COMPANY SYSTEM

1	2	3	4	5	6	7	8	9	10	11	12	13	14	15	16
Group Code	Group Name	NAIC Company Code	ID Number	Federal RSSD	CIK	Name of Securities Exchange if Publicly Traded (U.S. or International)	Names of Parent, Subsidiaries Or Affiliates	Domiciliary Location	Relationship to Reporting Entity	Directly Controlled by (Name of Entity/Person)	Type of Control (Ownership, Board, Management, Attorney-in-Fact, Influence, Other)	If Control is Ownership Provide Percentage	Ultimate Controlling Entity(ies)/Person(s)	Is an SCA Filing Required? (Yes/No)	*
			84-4013926				AHP Housing Fund 254, LLC	DE	NIA	National Indemnity Company	Ownership	99.990	Berkshire Hathaway Inc.	NO	
			84-4028519				AHP Housing Fund 255, LLC	DE	NIA	AHP Affordable, LLC	Ownership	99.990	Berkshire Hathaway Inc.	NO	
			85-0601585				AHP Housing Fund 256, LLC	DE	NIA	AHP Affordable, LLC	Ownership	99.990	Berkshire Hathaway Inc.	NO	
			85-2109161				AHP Housing Fund 257, LLC	DE	NIA	AHP Affordable, LLC	Ownership	99.990	Berkshire Hathaway Inc.	NO	
			85-0638355				AHP Housing Fund 258, LLC	DE	NIA	AHP Affordable, LLC	Ownership	99.990	Berkshire Hathaway Inc.	NO	
			85-0653472				AHP Housing Fund 259, LLC	DE	NIA	AHP Affordable, LLC	Ownership	99.990	Berkshire Hathaway Inc.	NO	
			61-1698204				AHP Housing Fund 26, LLC	DE	NIA	AHP Affordable, LLC	Ownership	99.990	Berkshire Hathaway Inc.	NO	
			85-0666262				AHP Housing Fund 260, LLC	DE	NIA	AHP Affordable, LLC	Ownership	99.990	Berkshire Hathaway Inc.	NO	
			85-0678113				AHP Housing Fund 261, LLC	DE	NIA	AHP 1, L.P.	Ownership	0.010	Berkshire Hathaway Inc.	NO	
			85-0678113				AHP Housing Fund 261, LLC	DE	NIA	National Indemnity Company	Ownership	99.990	Berkshire Hathaway Inc.	NO	
			85-0689053				AHP Housing Fund 262, LLC	DE	NIA	AHP Affordable, LLC	Ownership	99.990	Berkshire Hathaway Inc.	NO	
			85-0703429				AHP Housing Fund 263, LLC	DE	NIA	AHP Affordable, LLC	Ownership	99.990	Berkshire Hathaway Inc.	NO	
			85-0717117				AHP Housing Fund 264, LLC	DE	NIA	AHP Affordable, LLC	Ownership	99.990	Berkshire Hathaway Inc.	NO	
			85-0731519				AHP Housing Fund 265, LLC	DE	NIA	AHP 1, L.P.	Ownership	0.010	Berkshire Hathaway Inc.	NO	
			85-0731519				AHP Housing Fund 265, LLC	DE	NIA	National Indemnity Company	Ownership	99.990	Berkshire Hathaway Inc.	NO	
			85-0744774				AHP Housing Fund 266, LLC	DE	NIA	AHP Affordable, LLC	Ownership	99.990	Berkshire Hathaway Inc.	NO	
			85-0756678				AHP Housing Fund 267, LLC	DE	NIA	AHP 1, L.P.	Ownership	0.010	Berkshire Hathaway Inc.	NO	
			85-0756678				AHP Housing Fund 267, LLC	DE	NIA	National Indemnity Company	Ownership	99.990	Berkshire Hathaway Inc.	NO	
			85-0773569				AHP Housing Fund 268, LLC	DE	NIA	AHP Affordable, LLC	Ownership	99.990	Berkshire Hathaway Inc.	NO	
			85-0788645				AHP Housing Fund 269, LLC	DE	NIA	AHP Affordable, LLC	Ownership	99.990	Berkshire Hathaway Inc.	NO	
			35-2460781				AHP Housing Fund 27, LLC	DE	NIA	AHP Affordable, LLC	Ownership	99.990	Berkshire Hathaway Inc.	NO	
			85-0802483				AHP Housing Fund 270, LLC	DE	NIA	AHP Affordable, LLC	Ownership	99.990	Berkshire Hathaway Inc.	NO	
			85-1746250				AHP Housing Fund 271, LLC	DE	NIA	AHP Affordable, LLC	Ownership	99.990	Berkshire Hathaway Inc.	NO	
			85-1747778				AHP Housing Fund 272, LLC	DE	NIA	AHP Affordable, LLC	Ownership	99.990	Berkshire Hathaway Inc.	NO	
			85-1762243				AHP Housing Fund 273, LLC	DE	NIA	AHP Affordable, LLC	Ownership	99.990	Berkshire Hathaway Inc.	NO	
			85-1798584				AHP Housing Fund 274, LLC	DE	NIA	AHP Affordable, LLC	Ownership	99.990	Berkshire Hathaway Inc.	NO	
			85-1821947				AHP Housing Fund 275, LLC	DE	NIA	AHP Affordable, LLC	Ownership	99.990	Berkshire Hathaway Inc.	NO	
			85-1862463				AHP Housing Fund 276, LLC	DE	NIA	AHP Affordable, LLC	Ownership	99.990	Berkshire Hathaway Inc.	NO	
			85-1880896				AHP Housing Fund 277, LLC	DE	NIA	AHP Affordable, LLC	Ownership	99.990	Berkshire Hathaway Inc.	NO	
			85-1905856				AHP Housing Fund 278, LLC	DE	NIA	AHP Affordable, LLC	Ownership	99.990	Berkshire Hathaway Inc.	NO	
			85-1934157				AHP Housing Fund 279, LLC	DE	NIA	AHP Affordable, LLC	Ownership	99.990	Berkshire Hathaway Inc.	NO	
			36-4747707				AHP Housing Fund 28, LLC	DE	NIA	AHP Affordable, LLC	Ownership	99.990	Berkshire Hathaway Inc.	NO	
			85-1960324				AHP Housing Fund 280, LLC	DE	NIA	AHP Affordable, LLC	Ownership	99.990	Berkshire Hathaway Inc.	NO	
			85-3116711				AHP Housing Fund 281, LLC	DE	NIA	AHP Affordable, LLC	Ownership	99.990	Berkshire Hathaway Inc.	NO	
			85-3138006				AHP Housing Fund 282, LLC	DE	NIA	AHP Affordable, LLC	Ownership	99.990	Berkshire Hathaway Inc.	NO	
			85-3168346				AHP Housing Fund 283, LLC	DE	NIA	AHP Affordable, LLC	Ownership	99.990	Berkshire Hathaway Inc.	NO	
			85-3182265				AHP Housing Fund 284, LLC	DE	NIA	AHP Affordable, LLC	Ownership	99.990	Berkshire Hathaway Inc.	NO	
			85-3198380				AHP Housing Fund 285, LLC	DE	NIA	AHP 1, L.P.	Ownership	0.010	Berkshire Hathaway Inc.	NO	
			85-3198380				AHP Housing Fund 285, LLC	DE	NIA	National Indemnity Company	Ownership	99.990	Berkshire Hathaway Inc.	NO	
			85-3230113				AHP Housing Fund 286, LLC	DE	NIA	AHP Affordable, LLC	Ownership	99.990	Berkshire Hathaway Inc.	NO	
			85-3241496				AHP Housing Fund 287, LLC	DE	NIA	AHP Affordable, LLC	Ownership	99.990	Berkshire Hathaway Inc.	NO	
			85-3363427				AHP Housing Fund 288, LLC	DE	NIA	AHP Affordable, LLC	Ownership	99.990	Berkshire Hathaway Inc.	NO	
			85-3384328				AHP Housing Fund 289, LLC	DE	NIA	AHP Affordable, LLC	Ownership	99.990	Berkshire Hathaway Inc.	NO	
			38-3892372				AHP Housing Fund 29, LLC	DE	NIA	AHP Affordable, LLC	Ownership	99.990	Berkshire Hathaway Inc.	NO	
			85-3417470				AHP Housing Fund 290, LLC	DE	NIA	AHP Affordable, LLC	Ownership	99.990	Berkshire Hathaway Inc.	NO	
			86-1563367				AHP Housing Fund 291, LLC	DE	NIA	AHP Affordable, LLC	Ownership	99.990	Berkshire Hathaway Inc.	NO	
			86-1587069				AHP Housing Fund 292, LLC	DE	NIA	AHP Affordable, LLC	Ownership	99.990	Berkshire Hathaway Inc.	NO	
			86-1641859				AHP Housing Fund 293, LLC	DE	NIA	AHP Affordable, LLC	Ownership	99.990	Berkshire Hathaway Inc.	NO	
			86-1677104				AHP Housing Fund 294, LLC	DE	NIA	AHP Affordable, LLC	Ownership	99.990	Berkshire Hathaway Inc.	NO	

ANNUAL STATEMENT FOR THE YEAR 2024 OF THE General Re Life Corporation

SCHEDULE Y
PART 1A - DETAIL OF INSURANCE HOLDING COMPANY SYSTEM

1	2	3	4	5	6	7	8	9	10	11	12	13	14	15	16
Group Code	Group Name	NAIC Company Code	ID Number	Federal RSSD	CIK	Name of Securities Exchange if Publicly Traded (U.S. or International)	Names of Parent, Subsidiaries Or Affiliates	Domiciliary Location	Relationship to Reporting Entity	Directly Controlled by (Name of Entity/Person)	Type of Control (Ownership, Board, Management, Attorney-in-Fact, Influence, Other)	If Control is Ownership Provide Percentage	Ultimate Controlling Entity(ies)/Person(s)	Is an SCA Filing Required? (Yes/No)	*
			86-1706250				AHP Housing Fund 295, LLC	DE	NIA	AHP Affordable, LLC	Ownership	99.990	Berkshire Hathaway Inc.	NO	
			86-1734156				AHP Housing Fund 296, LLC	DE	NIA	AHP 1, L.P.	Ownership	0.010	Berkshire Hathaway Inc.	NO	
			86-1734156				AHP Housing Fund 296, LLC	DE	NIA	National Indemnity Company	Ownership	99.990	Berkshire Hathaway Inc.	NO	
			86-1759273				AHP Housing Fund 297, LLC	DE	NIA	AHP Affordable, LLC	Ownership	99.990	Berkshire Hathaway Inc.	NO	
			86-1785547				AHP Housing Fund 298, LLC	DE	NIA	Affordable Housing Partners, Inc.	Ownership	0.010	Berkshire Hathaway Inc.	NO	
			86-1785547				AHP Housing Fund 298, LLC	DE	NIA	AHP Affordable, LLC	Ownership	99.990	Berkshire Hathaway Inc.	NO	
			86-1818860				AHP Housing Fund 299, LLC	DE	NIA	AHP Affordable, LLC	Ownership	99.990	Berkshire Hathaway Inc.	NO	
			61-1690303				AHP Housing Fund 3, LLC	NV	NIA	AHP Affordable, LLC	Ownership	99.990	Berkshire Hathaway Inc.	NO	
			32-0394468				AHP Housing Fund 30, LLC	DE	NIA	AHP Affordable, LLC	Ownership	99.990	Berkshire Hathaway Inc.	NO	
			86-1847805				AHP Housing Fund 300, LLC	DE	NIA	AHP Affordable, LLC	Ownership	99.990	Berkshire Hathaway Inc.	NO	
			87-2063254				AHP Housing Fund 301, LLC	DE	NIA	AHP Affordable, LLC	Ownership	99.990	Berkshire Hathaway Inc.	NO	
			87-2106509				AHP Housing Fund 302, LLC	DE	NIA	AHP Affordable, LLC	Ownership	99.990	Berkshire Hathaway Inc.	NO	
			87-2110744				AHP Housing Fund 303, LLC	DE	NIA	AHP Affordable, LLC	Ownership	99.990	Berkshire Hathaway Inc.	NO	
			87-2144690				AHP Housing Fund 304, LLC	DE	NIA	AHP Affordable, LLC	Ownership	99.990	Berkshire Hathaway Inc.	NO	
			87-2155635				AHP Housing Fund 305, LLC	DE	NIA	AHP Affordable, LLC	Ownership	99.990	Berkshire Hathaway Inc.	NO	
			87-2173325				AHP Housing Fund 306, LLC	DE	NIA	AHP Affordable, LLC	Ownership	99.990	Berkshire Hathaway Inc.	NO	
			87-2248828				AHP Housing Fund 307, LLC	DE	NIA	AHP Affordable, LLC	Ownership	99.990	Berkshire Hathaway Inc.	NO	
			87-2272005				AHP Housing Fund 308, LLC	DE	NIA	AHP Affordable, LLC	Ownership	99.990	Berkshire Hathaway Inc.	NO	
			87-2284224				AHP Housing Fund 309, LLC	DE	NIA	AHP Affordable, LLC	Ownership	99.990	Berkshire Hathaway Inc.	NO	
			38-3897538				AHP Housing Fund 31, LLC	DE	NIA	AHP Affordable, LLC	Ownership	99.990	Berkshire Hathaway Inc.	NO	
			87-2311859				AHP Housing Fund 310, LLC	DE	NIA	AHP Affordable, LLC	Ownership	99.990	Berkshire Hathaway Inc.	NO	
			87-3350626				AHP Housing Fund 311, LLC	DE	NIA	AHP Affordable, LLC	Ownership	99.990	Berkshire Hathaway Inc.	NO	
			87-3372574				AHP Housing Fund 312, LLC	DE	NIA	AHP Affordable, LLC	Ownership	99.990	Berkshire Hathaway Inc.	NO	
			87-3392197				AHP Housing Fund 313, LLC	DE	NIA	AHP Affordable, LLC	Ownership	99.990	Berkshire Hathaway Inc.	NO	
			87-3412497				AHP Housing Fund 314, LLC	DE	NIA	AHP Affordable, LLC	Ownership	99.990	Berkshire Hathaway Inc.	NO	
			87-3432740				AHP Housing Fund 315, LLC	DE	NIA	AHP Affordable, LLC	Ownership	99.990	Berkshire Hathaway Inc.	NO	
			87-3449412				AHP Housing Fund 316, LLC	DE	NIA	AHP Affordable, LLC	Ownership	99.990	Berkshire Hathaway Inc.	NO	
			87-3475077				AHP Housing Fund 317, LLC	DE	NIA	AHP Affordable, LLC	Ownership	99.990	Berkshire Hathaway Inc.	NO	
			87-3496297				AHP Housing Fund 318, LLC	DE	NIA	AHP 1, L.P.	Ownership	0.010	Berkshire Hathaway Inc.	NO	
			87-3496297				AHP Housing Fund 318, LLC	DE	NIA	National Indemnity Company	Ownership	99.990	Berkshire Hathaway Inc.	NO	
			87-3516313				AHP Housing Fund 319, LLC	DE	NIA	AHP Affordable, LLC	Ownership	99.990	Berkshire Hathaway Inc.	NO	
			35-2467652				AHP Housing Fund 32, LLC	DE	NIA	AHP Affordable, LLC	Ownership	99.990	Berkshire Hathaway Inc.	NO	
			87-3531918				AHP Housing Fund 320, LLC	DE	NIA	AHP Affordable, LLC	Ownership	99.990	Berkshire Hathaway Inc.	NO	
			88-1706172				AHP Housing Fund 321, LLC	DE	NIA	AHP Affordable, LLC	Ownership	99.990	Berkshire Hathaway Inc.	NO	
			88-1716679				AHP Housing Fund 322, LLC	DE	NIA	AHP Affordable, LLC	Ownership	99.990	Berkshire Hathaway Inc.	NO	
			88-1744535				AHP Housing Fund 323, LLC	DE	NIA	AHP Affordable, LLC	Ownership	99.990	Berkshire Hathaway Inc.	NO	
			88-1773046				AHP Housing Fund 324, LLC	DE	NIA	AHP Affordable, LLC	Ownership	99.990	Berkshire Hathaway Inc.	NO	
			88-1791668				AHP Housing Fund 325, LLC	DE	NIA	AHP Affordable, LLC	Ownership	99.990	Berkshire Hathaway Inc.	NO	
			88-1841033				AHP Housing Fund 326, LLC	DE	NIA	AHP Affordable, LLC	Ownership	99.990	Berkshire Hathaway Inc.	NO	
			88-1876859				AHP Housing Fund 327, LLC	DE	NIA	AHP Affordable, LLC	Ownership	99.990	Berkshire Hathaway Inc.	NO	
			88-1917979				AHP Housing Fund 328, LLC	DE	NIA	AHP Affordable, LLC	Ownership	99.990	Berkshire Hathaway Inc.	NO	
			88-1931898				AHP Housing Fund 329, LLC	DE	NIA	AHP Affordable, LLC	Ownership	99.990	Berkshire Hathaway Inc.	NO	
			32-0401323				AHP Housing Fund 33, LLC	DE	NIA	AHP Affordable, LLC	Ownership	99.990	Berkshire Hathaway Inc.	NO	
			88-1950438				AHP Housing Fund 330, LLC	DE	NIA	AHP Affordable, LLC	Ownership	99.990	Berkshire Hathaway Inc.	NO	
			88-3719022				AHP Housing Fund 331, LLC	DE	NIA	AHP Affordable, LLC	Ownership	99.990	Berkshire Hathaway Inc.	NO	
			88-3751559				AHP Housing Fund 333, LLC	DE	NIA	AHP Affordable, LLC	Ownership	99.990	Berkshire Hathaway Inc.	NO	
			88-3771611				AHP Housing Fund 334, LLC	DE	NIA	AHP Affordable, LLC	Ownership	99.990	Berkshire Hathaway Inc.	NO	
			88-3791671				AHP Housing Fund 335, LLC	DE	NIA	AHP Affordable, LLC	Ownership	99.990	Berkshire Hathaway Inc.	NO	
			88-3810803				AHP Housing Fund 336, LLC	DE	NIA	AHP Affordable, LLC	Ownership	99.990	Berkshire Hathaway Inc.	NO	

ANNUAL STATEMENT FOR THE YEAR 2024 OF THE General Re Life Corporation

SCHEDULE Y

PART 1A - DETAIL OF INSURANCE HOLDING COMPANY SYSTEM

1	2	3	4	5	6	7	8	9	10	11	12	13	14	15	16
Group Code	Group Name	NAIC Company Code	ID Number	Federal RSSD	CIK	Name of Securities Exchange if Publicly Traded (U.S. or International)	Names of Parent, Subsidiaries Or Affiliates	Domiciliary Location	Relationship to Reporting Entity	Directly Controlled by (Name of Entity/Person)	Type of Control (Ownership, Board, Management, Attorney-in-Fact, Influence, Other)	If Control is Ownership Provide Percentage	Ultimate Controlling Entity(ies)/Person(s)	Is an SCA Filing Required? (Yes/No)	*
			88-3836582				AHP Housing Fund 337, LLC	DE	NIA	AHP Affordable, LLC	Ownership	99.990	Berkshire Hathaway Inc.	NO	
			88-3860476				AHP Housing Fund 338, LLC	DE	NIA	AHP Affordable, LLC	Ownership	99.990	Berkshire Hathaway Inc.	NO	
			88-3881761				AHP Housing Fund 339, LLC	DE	NIA	AHP Affordable, LLC	Ownership	99.990	Berkshire Hathaway Inc.	NO	
			36-4754245				AHP Housing Fund 34, LLC	DE	NIA	AHP Affordable, LLC	Ownership	99.990	Berkshire Hathaway Inc.	NO	
			88-3901910				AHP Housing Fund 340, LLC	DE	NIA	AHP Affordable, LLC	Ownership	99.990	Berkshire Hathaway Inc.	NO	
			92-0601838				AHP Housing Fund 341, LLC	DE	NIA	AHP Affordable, LLC	Ownership	99.990	Berkshire Hathaway Inc.	NO	
			88-4159050				AHP Housing Fund 342, LLC	DE	NIA	AHP Affordable, LLC	Ownership	99.990	Berkshire Hathaway Inc.	NO	
			92-0627394				AHP Housing Fund 343, LLC	DE	NIA	AHP Affordable, LLC	Ownership	99.990	Berkshire Hathaway Inc.	NO	
			92-0647879				AHP Housing Fund 344, LLC	DE	NIA	AHP Affordable, LLC	Ownership	99.990	Berkshire Hathaway Inc.	NO	
			92-0657618				AHP Housing Fund 345, LLC	DE	NIA	AHP Affordable, LLC	Ownership	99.990	Berkshire Hathaway Inc.	NO	
			92-0673905				AHP Housing Fund 346, LLC	DE	NIA	Affordable Housing Partners, Inc.	Ownership	0.010	Berkshire Hathaway Inc.	NO	
			92-0673905				AHP Housing Fund 346, LLC	DE	NIA	AHP Affordable, LLC	Ownership	99.990	Berkshire Hathaway Inc.	NO	
			88-4189569				AHP Housing Fund 347, LLC	DE	NIA	AHP Affordable, LLC	Ownership	99.990	Berkshire Hathaway Inc.	NO	
			92-0727762				AHP Housing Fund 348, LLC	DE	NIA	AHP Affordable, LLC	Ownership	99.990	Berkshire Hathaway Inc.	NO	
			92-0744407				AHP Housing Fund 349, LLC	DE	NIA	Affordable Housing Partners, Inc.	Ownership	0.010	Berkshire Hathaway Inc.	NO	
			92-0744407				AHP Housing Fund 349, LLC	DE	NIA	AHP Affordable, LLC	Ownership	99.990	Berkshire Hathaway Inc.	NO	
			37-1714447				AHP Housing Fund 35, LLC	DE	NIA	AHP Affordable, LLC	Ownership	99.990	Berkshire Hathaway Inc.	NO	
			88-4201422				AHP Housing Fund 350, LLC	DE	NIA	AHP Affordable, LLC	Ownership	99.990	Berkshire Hathaway Inc.	NO	
			92-2243358				AHP Housing Fund 351, LLC	DE	NIA	AHP Affordable, LLC	Ownership	99.990	Berkshire Hathaway Inc.	NO	
			92-2276023				AHP Housing Fund 352, LLC	DE	NIA	AHP Affordable, LLC	Ownership	99.990	Berkshire Hathaway Inc.	NO	
			92-2298452				AHP Housing Fund 353, LLC	DE	NIA	AHP Affordable, LLC	Ownership	99.990	Berkshire Hathaway Inc.	NO	
			92-2327056				AHP Housing Fund 354, LLC	DE	NIA	AHP Affordable, LLC	Ownership	99.990	Berkshire Hathaway Inc.	NO	
			92-2352744				AHP Housing Fund 355, LLC	DE	NIA	AHP Affordable, LLC	Ownership	99.990	Berkshire Hathaway Inc.	NO	
			92-2406113				AHP Housing Fund 357, LLC	DE	NIA	AHP Affordable, LLC	Ownership	99.990	Berkshire Hathaway Inc.	NO	
			92-2430552				AHP Housing Fund 358, LLC	DE	NIA	AHP Affordable, LLC	Ownership	99.990	Berkshire Hathaway Inc.	NO	
			92-2449563				AHP Housing Fund 359, LLC	DE	NIA	AHP Affordable, LLC	Ownership	99.990	Berkshire Hathaway Inc.	NO	
			38-3902079				AHP Housing Fund 36, LLC	DE	NIA	AHP Affordable, LLC	Ownership	99.990	Berkshire Hathaway Inc.	NO	
			92-2479176				AHP Housing Fund 360, LLC	DE	NIA	AHP Affordable, LLC	Ownership	99.990	Berkshire Hathaway Inc.	NO	
			92-3991389				AHP Housing Fund 361, LLC	DE	NIA	Affordable Housing Partners, Inc.	Ownership	0.010	Berkshire Hathaway Inc.	NO	
			92-3991389				AHP Housing Fund 361, LLC	DE	NIA	AHP Affordable, LLC	Ownership	99.990	Berkshire Hathaway Inc.	NO	
			92-4016696				AHP Housing Fund 362, LLC	DE	NIA	Affordable Housing Partners, Inc.	Ownership	0.010	Berkshire Hathaway Inc.	NO	
			92-4016696				AHP Housing Fund 362, LLC	DE	NIA	AHP Affordable, LLC	Ownership	99.990	Berkshire Hathaway Inc.	NO	
			93-1342122				AHP Housing Fund 363, LLC	DE	NIA	Affordable Housing Partners, Inc.	Ownership	0.010	Berkshire Hathaway Inc.	NO	
			93-1342122				AHP Housing Fund 363, LLC	DE	NIA	AHP Affordable, LLC	Ownership	99.990	Berkshire Hathaway Inc.	NO	
			93-1367090				AHP Housing Fund 364, LLC	DE	NIA	Affordable Housing Partners, Inc.	Ownership	0.010	Berkshire Hathaway Inc.	NO	
			93-1367090				AHP Housing Fund 364, LLC	DE	NIA	AHP Affordable, LLC	Ownership	99.990	Berkshire Hathaway Inc.	NO	
			93-1399654				AHP Housing Fund 365, LLC	DE	NIA	AHP Affordable, LLC	Ownership	99.990	Berkshire Hathaway Inc.	NO	
			93-1419998				AHP Housing Fund 366, LLC	DE	NIA	AHP Affordable, LLC	Ownership	99.990	Berkshire Hathaway Inc.	NO	
			93-1449343				AHP Housing Fund 367, LLC	DE	NIA	AHP Affordable, LLC	Ownership	99.990	Berkshire Hathaway Inc.	NO	
			93-1468398				AHP Housing Fund 368, LLC	DE	NIA	AHP Affordable, LLC	Ownership	99.990	Berkshire Hathaway Inc.	NO	
			93-1494333				AHP Housing Fund 369, LLC	DE	NIA	AHP Affordable, LLC	Ownership	99.990	Berkshire Hathaway Inc.	NO	
			35-2471973				AHP Housing Fund 37, LLC	DE	NIA	AHP Affordable, LLC	Ownership	99.990	Berkshire Hathaway Inc.	NO	
			93-1518031				AHP Housing Fund 370, LLC	DE	NIA	AHP Affordable, LLC	Ownership	99.990	Berkshire Hathaway Inc.	NO	
			88-3729001				AHP Housing Fund 371, LLC	DE	NIA	AHP Affordable, LLC	Ownership	99.990	Berkshire Hathaway Inc.	NO	
			92-2377965				AHP Housing Fund 372, LLC	DE	NIA	AHP Affordable, LLC	Ownership	99.990	Berkshire Hathaway Inc.	NO	
			99-0406967				AHP Housing Fund 374, LLC	DE	NIA	AHP Affordable, LLC	Ownership	99.990	Berkshire Hathaway Inc.	NO	
			99-0425896				AHP Housing Fund 375, LLC	DE	NIA	AHP Affordable, LLC	Ownership	99.990	Berkshire Hathaway Inc.	NO	
			99-0429641				AHP Housing Fund 376, LLC	DE	NIA	Affordable Housing Partners, Inc.	Ownership	0.010	Berkshire Hathaway Inc.	NO	
			99-0429641				AHP Housing Fund 376, LLC	DE	NIA	AHP Affordable, LLC	Ownership	99.990	Berkshire Hathaway Inc.	NO	

ANNUAL STATEMENT FOR THE YEAR 2024 OF THE General Re Life Corporation

SCHEDULE Y

PART 1A - DETAIL OF INSURANCE HOLDING COMPANY SYSTEM

1	2	3	4	5	6	7	8	9	10	11	12	13	14	15	16
Group Code	Group Name	NAIC Company Code	ID Number	Federal RSSD	CIK	Name of Securities Exchange if Publicly Traded (U.S. or International)	Names of Parent, Subsidiaries Or Affiliates	Domiciliary Location	Relationship to Reporting Entity	Directly Controlled by (Name of Entity/Person)	Type of Control (Ownership, Board, Management, Attorney-in-Fact, Influence, Other)	If Control is Ownership Provide Percentage	Ultimate Controlling Entity(ies)/Person(s)	Is an SCA Filing Required? (Yes/No)	*
			99-0483276				AHP Housing Fund 377, LLC	DE	NIA	AHP Affordable, LLC	Ownership	99.990	Berkshire Hathaway Inc.	NO	
			99-0512598				AHP Housing Fund 378, LLC	DE	NIA	AHP Affordable, LLC	Ownership	99.990	Berkshire Hathaway Inc.	NO	
			99-0544366				AHP Housing Fund 379, LLC	DE	NIA	AHP Affordable, LLC	Ownership	99.990	Berkshire Hathaway Inc.	NO	
			35-2472106				AHP Housing Fund 38, LLC	DE	NIA	AHP Affordable, LLC	Ownership	99.990	Berkshire Hathaway Inc.	NO	
			99-0624397				AHP Housing Fund 380, LLC	DE	NIA	AHP Affordable, LLC	Ownership	99.990	Berkshire Hathaway Inc.	NO	
			99-0631645				AHP Housing Fund 381, LLC	DE	NIA	AHP Affordable, LLC	Ownership	99.990	Berkshire Hathaway Inc.	NO	
			99-0660037				AHP Housing Fund 382, LLC	DE	NIA	AHP Affordable, LLC	Ownership	99.990	Berkshire Hathaway Inc.	NO	
			99-0684660				AHP Housing Fund 383, LLC	DE	NIA	AHP Affordable, LLC	Ownership	99.990	Berkshire Hathaway Inc.	NO	
			99-0710724				AHP Housing Fund 384, LLC	DE	NIA	AHP Affordable, LLC	Ownership	99.990	Berkshire Hathaway Inc.	NO	
			99-0729239				AHP Housing Fund 385, LLC	DE	NIA	AHP Affordable, LLC	Ownership	99.990	Berkshire Hathaway Inc.	NO	
			99-3817149				AHP Housing Fund 387, LLC	DE	NIA	AHP Affordable, LLC	Ownership	99.990	Berkshire Hathaway Inc.	NO	
			99-3834915				AHP Housing Fund 388, LLC	DE	NIA	AHP Affordable, LLC	Ownership	99.990	Berkshire Hathaway Inc.	NO	
			99-3845734				AHP Housing Fund 389, LLC	DE	NIA	AHP Affordable, LLC	Ownership	99.990	Berkshire Hathaway Inc.	NO	
			38-3902536				AHP Housing Fund 39, LLC	DE	NIA	AHP Affordable, LLC	Ownership	99.990	Berkshire Hathaway Inc.	NO	
			99-3860659				AHP Housing Fund 390, LLC	DE	NIA	AHP Affordable, LLC	Ownership	99.990	Berkshire Hathaway Inc.	NO	
			99-3883068				AHP Housing Fund 392, LLC	DE	NIA	AHP Affordable, LLC	Ownership	99.990	Berkshire Hathaway Inc.	NO	
			99-3906033				AHP Housing Fund 393, LLC	DE	NIA	AHP Affordable, LLC	Ownership	99.990	Berkshire Hathaway Inc.	NO	
			99-3924934				AHP Housing Fund 394, LLC	DE	NIA	AHP Affordable, LLC	Ownership	99.990	Berkshire Hathaway Inc.	NO	
			99-3969432				AHP Housing Fund 395, LLC	DE	NIA	AHP Affordable, LLC	Ownership	99.990	Berkshire Hathaway Inc.	NO	
			99-3991562				AHP Housing Fund 396, LLC	DE	NIA	AHP Affordable, LLC	Ownership	99.990	Berkshire Hathaway Inc.	NO	
			99-4016267				AHP Housing Fund 397, LLC	DE	NIA	AHP Affordable, LLC	Ownership	99.990	Berkshire Hathaway Inc.	NO	
			99-4035343				AHP Housing Fund 398, LLC	DE	NIA	AHP Affordable, LLC	Ownership	99.990	Berkshire Hathaway Inc.	NO	
			99-4053830				AHP Housing Fund 399, LLC	DE	NIA	AHP Affordable, LLC	Ownership	99.990	Berkshire Hathaway Inc.	NO	
			35-2447999				AHP Housing Fund 4, LLC	NV	NIA	AHP Affordable, LLC	Ownership	99.990	Berkshire Hathaway Inc.	NO	
			61-1708891				AHP Housing Fund 40, LLC	DE	NIA	AHP Affordable, LLC	Ownership	99.990	Berkshire Hathaway Inc.	NO	
			99-4074752				AHP Housing Fund 400, LLC	DE	NIA	AHP Affordable, LLC	Ownership	99.990	Berkshire Hathaway Inc.	NO	
			99-4475288				AHP Housing Fund 403, LLC	DE	NIA	Affordable Housing Partners, Inc.	Ownership	0.010	Berkshire Hathaway Inc.	NO	
			99-4475288				AHP Housing Fund 403, LLC	DE	NIA	AHP Affordable, LLC	Ownership	99.990	Berkshire Hathaway Inc.	NO	
			99-4486215				AHP Housing Fund 404, LLC	DE	NIA	Affordable Housing Partners, Inc.	Ownership	0.010	Berkshire Hathaway Inc.	NO	
			99-4486215				AHP Housing Fund 404, LLC	DE	NIA	AHP Affordable, LLC	Ownership	99.990	Berkshire Hathaway Inc.	NO	
			99-4508992				AHP Housing Fund 405, LLC	DE	NIA	Affordable Housing Partners, Inc.	Ownership	0.010	Berkshire Hathaway Inc.	NO	
			99-4508992				AHP Housing Fund 405, LLC	DE	NIA	AHP Affordable, LLC	Ownership	99.990	Berkshire Hathaway Inc.	NO	
			99-4531348				AHP Housing Fund 406, LLC	DE	NIA	Affordable Housing Partners, Inc.	Ownership	0.010	Berkshire Hathaway Inc.	NO	
			99-4531348				AHP Housing Fund 406, LLC	DE	NIA	AHP Affordable, LLC	Ownership	99.990	Berkshire Hathaway Inc.	NO	
			99-4554148				AHP Housing Fund 407, LLC	DE	NIA	Affordable Housing Partners, Inc.	Ownership	0.010	Berkshire Hathaway Inc.	NO	
			99-4554148				AHP Housing Fund 407, LLC	DE	NIA	AHP Affordable, LLC	Ownership	99.990	Berkshire Hathaway Inc.	NO	
			99-4576094				AHP Housing Fund 408, LLC	DE	NIA	Affordable Housing Partners, Inc.	Ownership	0.010	Berkshire Hathaway Inc.	NO	
			99-4576094				AHP Housing Fund 408, LLC	DE	NIA	AHP Affordable, LLC	Ownership	99.990	Berkshire Hathaway Inc.	NO	
			99-4596735				AHP Housing Fund 409, LLC	DE	NIA	Affordable Housing Partners, Inc.	Ownership	0.010	Berkshire Hathaway Inc.	NO	
			99-4596735				AHP Housing Fund 409, LLC	DE	NIA	AHP Affordable, LLC	Ownership	99.990	Berkshire Hathaway Inc.	NO	
			35-2473885				AHP Housing Fund 41, LLC	DE	NIA	AHP Affordable, LLC	Ownership	99.990	Berkshire Hathaway Inc.	NO	
			99-4619931				AHP Housing Fund 410, LLC	DE	NIA	Affordable Housing Partners, Inc.	Ownership	0.010	Berkshire Hathaway Inc.	NO	
			99-4619931				AHP Housing Fund 410, LLC	DE	NIA	AHP Affordable, LLC	Ownership	99.990	Berkshire Hathaway Inc.	NO	
			99-4642488				AHP Housing Fund 411, LLC	DE	NIA	Affordable Housing Partners, Inc.	Ownership	0.010	Berkshire Hathaway Inc.	NO	
			99-4642488				AHP Housing Fund 411, LLC	DE	NIA	AHP Affordable, LLC	Ownership	99.990	Berkshire Hathaway Inc.	NO	
			99-4666975				AHP Housing Fund 412, LLC	DE	NIA	Affordable Housing Partners, Inc.	Ownership	0.010	Berkshire Hathaway Inc.	NO	
			99-4666975				AHP Housing Fund 412, LLC	DE	NIA	AHP Affordable, LLC	Ownership	99.990	Berkshire Hathaway Inc.	NO	
			99-4691156				AHP Housing Fund 413, LLC	DE	NIA	Affordable Housing Partners, Inc.	Ownership	0.010	Berkshire Hathaway Inc.	NO	
			99-4691156				AHP Housing Fund 413, LLC	DE	NIA	AHP Affordable, LLC	Ownership	99.990	Berkshire Hathaway Inc.	NO	

ANNUAL STATEMENT FOR THE YEAR 2024 OF THE General Re Life Corporation

SCHEDULE Y

PART 1A - DETAIL OF INSURANCE HOLDING COMPANY SYSTEM

1	2	3	4	5	6	7	8	9	10	11	12	13	14	15	16
Group Code	Group Name	NAIC Company Code	ID Number	Federal RSSD	CIK	Name of Securities Exchange if Publicly Traded (U.S. or International)	Names of Parent, Subsidiaries Or Affiliates	Domiciliary Location	Relationship to Reporting Entity	Directly Controlled by (Name of Entity/Person)	Type of Control (Ownership, Board, Management, Attorney-in-Fact, Influence, Other)	If Control is Ownership Provide Percentage	Ultimate Controlling Entity(ies)/Person(s)	Is an SCA Filing Required? (Yes/No)	*
			99-4713681				AHP Housing Fund 414, LLC	DE	NIA	Affordable Housing Partners, Inc.	Ownership	0.010	Berkshire Hathaway Inc.	NO	
			99-4713681				AHP Housing Fund 414, LLC	DE	NIA	AHP Affordable, LLC	Ownership	99.990	Berkshire Hathaway Inc.	NO	
			99-4741800				AHP Housing Fund 415, LLC	DE	NIA	Affordable Housing Partners, Inc.	Ownership	0.010	Berkshire Hathaway Inc.	NO	
			99-4741800				AHP Housing Fund 415, LLC	DE	NIA	AHP Affordable, LLC	Ownership	99.990	Berkshire Hathaway Inc.	NO	
			99-4766903				AHP Housing Fund 416, LLC	DE	NIA	Affordable Housing Partners, Inc.	Ownership	0.010	Berkshire Hathaway Inc.	NO	
			99-4766903				AHP Housing Fund 416, LLC	DE	NIA	AHP Affordable, LLC	Ownership	99.990	Berkshire Hathaway Inc.	NO	
			99-4787031				AHP Housing Fund 417, LLC	DE	NIA	Affordable Housing Partners, Inc.	Ownership	0.010	Berkshire Hathaway Inc.	NO	
			99-4787031				AHP Housing Fund 417, LLC	DE	NIA	AHP Affordable, LLC	Ownership	99.990	Berkshire Hathaway Inc.	NO	
			99-4997756				AHP Housing Fund 418, LLC	DE	NIA	Affordable Housing Partners, Inc.	Ownership	0.010	Berkshire Hathaway Inc.	NO	
			99-4997756				AHP Housing Fund 418, LLC	DE	NIA	AHP Affordable, LLC	Ownership	99.990	Berkshire Hathaway Inc.	NO	
			99-5008800				AHP Housing Fund 419, LLC	DE	NIA	Affordable Housing Partners, Inc.	Ownership	0.010	Berkshire Hathaway Inc.	NO	
			99-5008800				AHP Housing Fund 419, LLC	DE	NIA	AHP Affordable, LLC	Ownership	99.990	Berkshire Hathaway Inc.	NO	
			37-1730403				AHP Housing Fund 42, LLC	DE	NIA	AHP Affordable, LLC	Ownership	99.990	Berkshire Hathaway Inc.	NO	
			99-5027417				AHP Housing Fund 420, LLC	DE	NIA	Affordable Housing Partners, Inc.	Ownership	0.010	Berkshire Hathaway Inc.	NO	
			99-5027417				AHP Housing Fund 420, LLC	DE	NIA	AHP Affordable, LLC	Ownership	99.990	Berkshire Hathaway Inc.	NO	
			36-4759558				AHP Housing Fund 43, LLC	DE	NIA	AHP Affordable, LLC	Ownership	99.990	Berkshire Hathaway Inc.	NO	
			35-2474426				AHP Housing Fund 44, LLC	DE	NIA	AHP Affordable, LLC	Ownership	99.990	Berkshire Hathaway Inc.	NO	
			32-0408414				AHP Housing Fund 45, LLC	DE	NIA	AHP Affordable, LLC	Ownership	99.990	Berkshire Hathaway Inc.	NO	
			38-3906191				AHP Housing Fund 46, LLC	DE	NIA	AHP Affordable, LLC	Ownership	99.990	Berkshire Hathaway Inc.	NO	
			37-1732357				AHP Housing Fund 47, LLC	DE	NIA	AHP Affordable, LLC	Ownership	99.990	Berkshire Hathaway Inc.	NO	
			61-1712848				AHP Housing Fund 48, LLC	DE	NIA	AHP Affordable, LLC	Ownership	99.990	Berkshire Hathaway Inc.	NO	
			61-1712834				AHP Housing Fund 49, LLC	DE	NIA	AHP Affordable, LLC	Ownership	99.990	Berkshire Hathaway Inc.	NO	
			61-1686064				AHP Housing Fund 5, LLC	NV	NIA	AHP State Affordable 3, LLC	Ownership	99.990	Berkshire Hathaway Inc.	NO	
			36-4761904				AHP Housing Fund 50, LLC	DE	NIA	AHP Affordable, LLC	Ownership	99.990	Berkshire Hathaway Inc.	NO	
			36-4766883				AHP Housing Fund 51, LLC	DE	NIA	AHP Affordable, LLC	Ownership	99.990	Berkshire Hathaway Inc.	NO	
			36-4766761				AHP Housing Fund 52, LLC	DE	NIA	AHP Affordable, LLC	Ownership	99.990	Berkshire Hathaway Inc.	NO	
			35-2481833				AHP Housing Fund 53, LLC	DE	NIA	AHP Affordable, LLC	Ownership	99.990	Berkshire Hathaway Inc.	NO	
			35-2482129				AHP Housing Fund 54, LLC	DE	NIA	AHP Affordable, LLC	Ownership	99.990	Berkshire Hathaway Inc.	NO	
			35-2482304				AHP Housing Fund 55, LLC	DE	NIA	AHP Affordable, LLC	Ownership	99.990	Berkshire Hathaway Inc.	NO	
			36-4769781				AHP Housing Fund 56, LLC	DE	NIA	AHP Affordable, LLC	Ownership	99.990	Berkshire Hathaway Inc.	NO	
			35-2485081				AHP Housing Fund 57, LLC	DE	NIA	AHP Affordable, LLC	Ownership	99.990	Berkshire Hathaway Inc.	NO	
			61-1720994				AHP Housing Fund 58, LLC	DE	NIA	AHP Affordable, LLC	Ownership	99.990	Berkshire Hathaway Inc.	NO	
			30-0796821				AHP Housing Fund 59, LLC	DE	NIA	AHP Affordable, LLC	Ownership	99.990	Berkshire Hathaway Inc.	NO	
			36-4736685				AHP Housing Fund 6, LLC	DE	NIA	AHP State Affordable 3, LLC	Ownership	99.990	Berkshire Hathaway Inc.	NO	
			32-0419250				AHP Housing Fund 60, LLC	DE	NIA	AHP Affordable, LLC	Ownership	99.990	Berkshire Hathaway Inc.	NO	
			37-1747784				AHP Housing Fund 61, LLC	DE	NIA	AHP Affordable, LLC	Ownership	99.990	Berkshire Hathaway Inc.	NO	
			37-1747645				AHP Housing Fund 62, LLC	DE	NIA	AHP Affordable, LLC	Ownership	99.990	Berkshire Hathaway Inc.	NO	
			36-4776817				AHP Housing Fund 63, LLC	DE	NIA	AHP Affordable, LLC	Ownership	99.990	Berkshire Hathaway Inc.	NO	
			38-3922251				AHP Housing Fund 64, LLC	DE	NIA	AHP Affordable, LLC	Ownership	99.990	Berkshire Hathaway Inc.	NO	
			30-0806700				AHP Housing Fund 65, LLC	DE	NIA	AHP Affordable, LLC	Ownership	99.990	Berkshire Hathaway Inc.	NO	
			30-0809323				AHP Housing Fund 66, LLC	DE	NIA	AHP Affordable, LLC	Ownership	99.990	Berkshire Hathaway Inc.	NO	
			32-0433421				AHP Housing Fund 67, LLC	DE	NIA	AHP Affordable, LLC	Ownership	99.990	Berkshire Hathaway Inc.	NO	
			37-1750454				AHP Housing Fund 68, LLC	DE	NIA	AHP Affordable, LLC	Ownership	99.990	Berkshire Hathaway Inc.	NO	
			36-4779168				AHP Housing Fund 69, LLC	DE	NIA	AHP Affordable, LLC	Ownership	99.990	Berkshire Hathaway Inc.	NO	
			37-1696391				AHP Housing Fund 7, LLC	DE	NIA	AHP State Affordable 3, LLC	Ownership	99.990	Berkshire Hathaway Inc.	NO	
			38-3924882				AHP Housing Fund 70, LLC	DE	NIA	AHP Affordable, LLC	Ownership	99.990	Berkshire Hathaway Inc.	NO	
			38-3924866				AHP Housing Fund 71, LLC	DE	NIA	AHP Affordable, LLC	Ownership	99.990	Berkshire Hathaway Inc.	NO	
			30-0819271				AHP Housing Fund 72, LLC	DE	NIA	AHP Affordable, LLC	Ownership	99.990	Berkshire Hathaway Inc.	NO	
			32-0437224				AHP Housing Fund 73, LLC	DE	NIA	AHP Affordable, LLC	Ownership	99.990	Berkshire Hathaway Inc.	NO	

ANNUAL STATEMENT FOR THE YEAR 2024 OF THE General Re Life Corporation

SCHEDULE Y

PART 1A - DETAIL OF INSURANCE HOLDING COMPANY SYSTEM

1	2	3	4	5	6	7	8	9	10	11	12	13	14	15	16
Group Code	Group Name	NAIC Company Code	ID Number	Federal RSSD	CIK	Name of Securities Exchange if Publicly Traded (U.S. or International)	Names of Parent, Subsidiaries Or Affiliates	Domiciliary Location	Relationship to Reporting Entity	Directly Controlled by (Name of Entity/Person)	Type of Control (Ownership, Board, Management, Attorney-in-Fact, Influence, Other)	If Control is Ownership Provide Percentage	Ultimate Controlling Entity(ies)/Person(s)	Is an SCA Filing Required? (Yes/No)	*
			37-1754306				AHP Housing Fund 74, LLC	DE	NIA	AHP Affordable, LLC	Ownership	99.990	Berkshire Hathaway Inc.	NO	
			38-3928485				AHP Housing Fund 75, LLC	DE	NIA	AHP Affordable, LLC	Ownership	99.990	Berkshire Hathaway Inc.	NO	
			36-4784982				AHP Housing Fund 76, LLC	DE	NIA	AHP Affordable, LLC	Ownership	99.990	Berkshire Hathaway Inc.	NO	
			61-1736688				AHP Housing Fund 77, LLC	DE	NIA	AHP Affordable, LLC	Ownership	99.990	Berkshire Hathaway Inc.	NO	
			37-1756514				AHP Housing Fund 78, LLC	DE	NIA	AHP Affordable, LLC	Ownership	99.990	Berkshire Hathaway Inc.	NO	
			35-2506966				AHP Housing Fund 79, LLC	DE	NIA	AHP Affordable, LLC	Ownership	99.990	Berkshire Hathaway Inc.	NO	
			38-3879542				AHP Housing Fund 8, LLC	DE	NIA	AHP Affordable, LLC	Ownership	99.990	Berkshire Hathaway Inc.	NO	
			38-3931007				AHP Housing Fund 80, LLC	DE	NIA	AHP Affordable, LLC	Ownership	99.990	Berkshire Hathaway Inc.	NO	
			37-1760827				AHP Housing Fund 81, LLC	DE	NIA	AHP Affordable, LLC	Ownership	99.990	Berkshire Hathaway Inc.	NO	
			37-1760982				AHP Housing Fund 82, LLC	DE	NIA	AHP Affordable, LLC	Ownership	99.990	Berkshire Hathaway Inc.	NO	
			32-0444400				AHP Housing Fund 83, LLC	DE	NIA	AHP Affordable, LLC	Ownership	99.990	Berkshire Hathaway Inc.	NO	
			38-3935611				AHP Housing Fund 84, LLC	DE	NIA	AHP Affordable, LLC	Ownership	99.990	Berkshire Hathaway Inc.	NO	
			37-1761560				AHP Housing Fund 85, LLC	DE	NIA	AHP Affordable, LLC	Ownership	99.990	Berkshire Hathaway Inc.	NO	
			30-0841960				AHP Housing Fund 86, LLC	DE	NIA	AHP Affordable, LLC	Ownership	99.990	Berkshire Hathaway Inc.	NO	
			37-1766203				AHP Housing Fund 87, LLC	DE	NIA	AHP Affordable, LLC	Ownership	99.990	Berkshire Hathaway Inc.	NO	
			37-1766144				AHP Housing Fund 88, LLC	DE	NIA	AHP Affordable, LLC	Ownership	99.990	Berkshire Hathaway Inc.	NO	
			38-3941115				AHP Housing Fund 89, LLC	DE	NIA	AHP Affordable, LLC	Ownership	99.990	Berkshire Hathaway Inc.	NO	
			38-3879644				AHP Housing Fund 9, LLC	DE	NIA	AHP Affordable, LLC	Ownership	99.990	Berkshire Hathaway Inc.	NO	
			36-4795421				AHP Housing Fund 90, LLC	DE	NIA	AHP Affordable, LLC	Ownership	99.990	Berkshire Hathaway Inc.	NO	
			32-0455387				AHP Housing Fund 91, LLC	DE	NIA	AHP Affordable, LLC	Ownership	99.990	Berkshire Hathaway Inc.	NO	
			61-1752340				AHP Housing Fund 92, LLC	DE	NIA	AHP Affordable, LLC	Ownership	99.990	Berkshire Hathaway Inc.	NO	
			35-2523462				AHP Housing Fund 93, LLC	DE	NIA	AHP Affordable, LLC	Ownership	99.990	Berkshire Hathaway Inc.	NO	
			32-0455837				AHP Housing Fund 94, LLC	DE	NIA	AHP Affordable, LLC	Ownership	99.990	Berkshire Hathaway Inc.	NO	
			36-4801123				AHP Housing Fund 95, LLC	DE	NIA	AHP Affordable, LLC	Ownership	99.990	Berkshire Hathaway Inc.	NO	
			38-3953295				AHP Housing Fund 96, LLC	DE	NIA	AHP Affordable, LLC	Ownership	99.990	Berkshire Hathaway Inc.	NO	
			32-0457110				AHP Housing Fund 97, LLC	DE	NIA	AHP Affordable, LLC	Ownership	99.990	Berkshire Hathaway Inc.	NO	
			32-0457171				AHP Housing Fund 98, LLC	DE	NIA	AHP Affordable, LLC	Ownership	99.990	Berkshire Hathaway Inc.	NO	
			32-0457278				AHP Housing Fund 99, LLC	DE	NIA	AHP Affordable, LLC	Ownership	99.990	Berkshire Hathaway Inc.	NO	
			84-3047721				AHP SLP LLC	DE	NIA	Affordable Housing Partners, Inc.	Ownership	0.010	Berkshire Hathaway Inc.	NO	
			84-3047721				AHP SLP LLC	DE	NIA	AHP Affordable, LLC	Ownership	99.990	Berkshire Hathaway Inc.	NO	
			37-1737103				AHP State Affordable 1, LLC	DE	NIA	AHP 1, L.P.	Ownership	0.010	Berkshire Hathaway Inc.	NO	
			37-1737103				AHP State Affordable 1, LLC	DE	NIA	GEICO Casualty Company	Ownership	0.010	Berkshire Hathaway Inc.	NO	
			37-1737103				AHP State Affordable 1, LLC	DE	NIA	GEICO General Insurance Company	Ownership	0.010	Berkshire Hathaway Inc.	NO	
			37-1737103				AHP State Affordable 1, LLC	DE	NIA	GEICO Indemnity Company	Ownership	0.010	Berkshire Hathaway Inc.	NO	
			37-1737103				AHP State Affordable 1, LLC	DE	NIA	Government Employees Insurance Company	Ownership	99.960	Berkshire Hathaway Inc.	NO	
			32-0481155				AHP State Affordable 2, LLC	DE	NIA	AHP 1, L.P.	Ownership	0.010	Berkshire Hathaway Inc.	NO	
			32-0481155				AHP State Affordable 2, LLC	DE	NIA	BNSF Railway Company	Ownership	99.990	Berkshire Hathaway Inc.	NO	
			83-3050414				AHP State Affordable 3, LLC	DE	NIA	Affordable Housing Partners, Inc.	Ownership	0.010	Berkshire Hathaway Inc.	NO	
			83-3050414				AHP State Affordable 3, LLC	DE	NIA	BNSF Railway Company	Ownership	99.990	Berkshire Hathaway Inc.	NO	
			32-0406704				AHP State Affordable, LLC	DE	NIA	Affordable Housing Partners, Inc.	Ownership	100.000	Berkshire Hathaway Inc.	NO	
			38-3898386				AHP State Housing Fund 1, LLC	DE	NIA	Affordable Housing Partners, Inc.	Ownership	0.010	Berkshire Hathaway Inc.	NO	
			38-3898386				AHP State Housing Fund 1, LLC	DE	NIA	AHP State Affordable 1, LLC	Ownership	99.990	Berkshire Hathaway Inc.	NO	
			30-1031690				AHP State Housing Fund 10, LLC	DE	NIA	Affordable Housing Partners, Inc.	Ownership	0.010	Berkshire Hathaway Inc.	NO	
			30-1031690				AHP State Housing Fund 10, LLC	DE	NIA	AHP State Affordable 3, LLC	Ownership	99.990	Berkshire Hathaway Inc.	NO	
			85-3262876				AHP State Housing Fund 11, LLC	DE	NIA	Affordable Housing Partners, Inc.	Ownership	0.010	Berkshire Hathaway Inc.	NO	
			85-3262876				AHP State Housing Fund 11, LLC	DE	NIA	AHP State Affordable, LLC	Ownership	99.990	Berkshire Hathaway Inc.	NO	
			85-3288529				AHP State Housing Fund 12, LLC	DE	NIA	Affordable Housing Partners, Inc.	Ownership	0.010	Berkshire Hathaway Inc.	NO	
			85-3288529				AHP State Housing Fund 12, LLC	DE	NIA	AHP State Affordable, LLC	Ownership	99.990	Berkshire Hathaway Inc.	NO	
			85-3298919				AHP State Housing Fund 13, LLC	DE	NIA	Affordable Housing Partners, Inc.	Ownership	0.010	Berkshire Hathaway Inc.	NO	

ANNUAL STATEMENT FOR THE YEAR 2024 OF THE General Re Life Corporation

SCHEDULE Y

PART 1A - DETAIL OF INSURANCE HOLDING COMPANY SYSTEM

1	2	3	4	5	6	7	8	9	10	11	12	13	14	15	16
Group Code	Group Name	NAIC Company Code	ID Number	Federal RSSD	CIK	Name of Securities Exchange if Publicly Traded (U.S. or International)	Names of Parent, Subsidiaries Or Affiliates	Domiciliary Location	Relationship to Reporting Entity	Directly Controlled by (Name of Entity/Person)	Type of Control (Ownership, Board, Management, Attorney-in-Fact, Influence, Other)	If Control is Ownership Provide Percentage	Ultimate Controlling Entity(ies)/Person(s)	Is an SCA Filing Required? (Yes/No)	*
			85-3298919				AHP State Housing Fund 13, LLC	DE	NIA	AHP State Affordable, LLC	Ownership	99.990	Berkshire Hathaway Inc.	NO	
			85-3325040				AHP State Housing Fund 14, LLC	DE	NIA	Affordable Housing Partners, Inc.	Ownership	0.010	Berkshire Hathaway Inc.	NO	
			85-3325040				AHP State Housing Fund 14, LLC	DE	NIA	AHP State Affordable, LLC	Ownership	99.990	Berkshire Hathaway Inc.	NO	
			85-3344981				AHP State Housing Fund 15, LLC	DE	NIA	Affordable Housing Partners, Inc.	Ownership	0.010	Berkshire Hathaway Inc.	NO	
			85-3344981				AHP State Housing Fund 15, LLC	DE	NIA	AHP State Affordable, LLC	Ownership	99.990	Berkshire Hathaway Inc.	NO	
			85-3449216				AHP State Housing Fund 16, LLC	DE	NIA	Affordable Housing Partners, Inc.	Ownership	0.010	Berkshire Hathaway Inc.	NO	
			85-3449216				AHP State Housing Fund 16, LLC	DE	NIA	AHP State Affordable, LLC	Ownership	99.990	Berkshire Hathaway Inc.	NO	
			85-3553551				AHP State Housing Fund 17, LLC	DE	NIA	Affordable Housing Partners, Inc.	Ownership	0.010	Berkshire Hathaway Inc.	NO	
			85-3553551				AHP State Housing Fund 17, LLC	DE	NIA	AHP State Affordable, LLC	Ownership	99.990	Berkshire Hathaway Inc.	NO	
			85-3489037				AHP State Housing Fund 18, LLC	DE	NIA	Affordable Housing Partners, Inc.	Ownership	0.010	Berkshire Hathaway Inc.	NO	
			85-3489037				AHP State Housing Fund 18, LLC	DE	NIA	AHP State Affordable, LLC	Ownership	99.990	Berkshire Hathaway Inc.	NO	
			85-3528525				AHP State Housing Fund 19, LLC	DE	NIA	Affordable Housing Partners, Inc.	Ownership	0.010	Berkshire Hathaway Inc.	NO	
			85-3528525				AHP State Housing Fund 19, LLC	DE	NIA	AHP State Affordable, LLC	Ownership	99.990	Berkshire Hathaway Inc.	NO	
			35-2468668				AHP State Housing Fund 2, LLC	DE	NIA	Affordable Housing Partners, Inc.	Ownership	0.010	Berkshire Hathaway Inc.	NO	
			35-2468668				AHP State Housing Fund 2, LLC	DE	NIA	AHP State Affordable 1, LLC	Ownership	99.990	Berkshire Hathaway Inc.	NO	
			85-3551155				AHP State Housing Fund 20, LLC	DE	NIA	Affordable Housing Partners, Inc.	Ownership	0.010	Berkshire Hathaway Inc.	NO	
			85-3551155				AHP State Housing Fund 20, LLC	DE	NIA	AHP State Affordable, LLC	Ownership	99.990	Berkshire Hathaway Inc.	NO	
			32-0402570				AHP State Housing Fund 3, LLC	DE	NIA	Affordable Housing Partners, Inc.	Ownership	0.010	Berkshire Hathaway Inc.	NO	
			32-0402570				AHP State Housing Fund 3, LLC	DE	NIA	AHP State Affordable 1, LLC	Ownership	99.990	Berkshire Hathaway Inc.	NO	
			37-1714820				AHP State Housing Fund 4, LLC	DE	NIA	Affordable Housing Partners, Inc.	Ownership	0.010	Berkshire Hathaway Inc.	NO	
			37-1714820				AHP State Housing Fund 4, LLC	DE	NIA	AHP State Affordable 2, LLC	Ownership	99.990	Berkshire Hathaway Inc.	NO	
			32-0402970				AHP State Housing Fund 5, LLC	DE	NIA	Affordable Housing Partners, Inc.	Ownership	0.010	Berkshire Hathaway Inc.	NO	
			32-0402970				AHP State Housing Fund 5, LLC	DE	NIA	AHP State Affordable 3, LLC	Ownership	99.990	Berkshire Hathaway Inc.	NO	
			61-1866382				AHP State Housing Fund 6, LLC	DE	NIA	Affordable Housing Partners, Inc.	Ownership	0.010	Berkshire Hathaway Inc.	NO	
			61-1866382				AHP State Housing Fund 6, LLC	DE	NIA	AHP State Affordable 3, LLC	Ownership	99.990	Berkshire Hathaway Inc.	NO	
			61-1866540				AHP State Housing Fund 7, LLC	DE	NIA	Affordable Housing Partners, Inc.	Ownership	0.010	Berkshire Hathaway Inc.	NO	
			61-1866540				AHP State Housing Fund 7, LLC	DE	NIA	AHP State Affordable 3, LLC	Ownership	99.990	Berkshire Hathaway Inc.	NO	
			61-1866585				AHP State Housing Fund 8, LLC	DE	NIA	Affordable Housing Partners, Inc.	Ownership	0.010	Berkshire Hathaway Inc.	NO	
			61-1866585				AHP State Housing Fund 8, LLC	DE	NIA	AHP Federal and State Affordable 1, LLC	Ownership	99.990	Berkshire Hathaway Inc.	NO	
			36-4889302				AHP State Housing Fund 9, LLC	DE	NIA	Affordable Housing Partners, Inc.	Ownership	0.010	Berkshire Hathaway Inc.	NO	
			36-4889302				AHP State Housing Fund 9, LLC	DE	NIA	AHP Federal and State Affordable 1, LLC	Ownership	99.990	Berkshire Hathaway Inc.	NO	
			53-0075853				AI Shift II & CY LP	DE	NIA	BRK Investment Holdings, LLC	Ownership	100.000	Berkshire Hathaway Inc.	NO	
			46-2291458				AIPCF V CHI Blocker Inc.	DE	NIA	Precision Castparts Corp.	Ownership	100.000	Berkshire Hathaway Inc.	NO	
			35-1801239				AirTek, LLC	DE	NIA	APACE Holding Company LLC	Ownership	100.000	Berkshire Hathaway Inc.	NO	
			43-0909089				AJF Warehouse Distributors, Inc.	IL	NIA	XTRA LLC	Ownership	100.000	Berkshire Hathaway Inc.	NO	
			94-6000007				Alameda Belt Line	CA	NIA	BNSF Railway Company	Ownership	50.000	Berkshire Hathaway Inc.	NO	
			81-4099469				Alamo 6 Solar Holdings, LLC	DE	NIA	BHE Solar, LLC	Ownership	100.000	Berkshire Hathaway Inc.	NO	
			47-2454031				Alamo 6, LLC	DE	NIA	Alamo 6 Solar Holdings, LLC	Ownership	100.000	Berkshire Hathaway Inc.	NO	
			45-2081405				Alaska Gas Pipeline Company, LLC	CAN	NIA	Alaska Gas Transmission Company, LLC	Ownership	100.000	Berkshire Hathaway Inc.	NO	
			20-0730905				Alaska Gas Transmission Company, LLC	DE	NIA	BHE Pipeline Group, LLC	Ownership	100.000	Berkshire Hathaway Inc.	NO	
			39-1389732				Albecca Inc.	GA	NIA	Berkshire Hathaway Inc.	Ownership	100.000	Berkshire Hathaway Inc.	NO	
							Albemarle Sound Dock LLC	NC	NIA	MiTek Inc.	Ownership	100.000	Berkshire Hathaway Inc.	NO	
							AlbertaEx G.P. Inc	CAN	NIA	BHE Canada Limited	Ownership	100.000	Berkshire Hathaway Inc.	NO	
							AlbertaEx, L.P.	CAN	NIA	AlbertaEx G.P. Inc	Ownership	0.010	Berkshire Hathaway Inc.	NO	
							AlbertaEx, L.P.	CAN	NIA	BHE Canada Holdings Corporation	Ownership	99.990	Berkshire Hathaway Inc.	NO	
			20-5006642				Alexandria Housing LLLP	MN	NIA	AHP Housing Fund 23, LLC	Ownership	99.990	Berkshire Hathaway Inc.	NO	
			81-1016445				Alhambra Partners, LP	AZ	NIA	AHP Housing Fund 135, LLC	Ownership	99.990	Berkshire Hathaway Inc.	NO	
			13-3725517				Allighany Capital Corporation	DE	NIA	Allighany Corporation	Ownership	100.000	Berkshire Hathaway Inc.	NO	
			51-0283071				Allighany Corporation	DE	NIA	Berkshire Hathaway Inc.	Ownership	100.000	Berkshire Hathaway Inc.	NO	

ANNUAL STATEMENT FOR THE YEAR 2024 OF THE General Re Life Corporation

SCHEDULE Y

PART 1A - DETAIL OF INSURANCE HOLDING COMPANY SYSTEM

1	2	3	4	5	6	7	8	9	10	11	12	13	14	15	16			
Group Code	Group Name	NAIC Company Code	ID Number	Federal RSSD	CIK	Name of Securities Exchange if Publicly Traded (U.S. or International)	Names of Parent, Subsidiaries Or Affiliates	Domiciliary Location	Relationship to Reporting Entity	Directly Controlled by (Name of Entity/Person)	Type of Control (Ownership, Board, Management, Attorney-in-Fact, Influence, Other)	If Control is Ownership Provide Percentage	Ultimate Controlling Entity(ies)/Person(s)	Is an SCA Filing Required? (Yes/No)	*			
0031	Berkshire Hathaway Group	12640	84-2630349				Alleghany Hospitality Investments LLC	DE	NIA	Alleghany Capital Corporation	Ownership	100.000	Berkshire Hathaway Inc.	NO				
			51-0283071				Alleghany Insurance Holdings LLC	DE	NIA	Alleghany Corporation	Ownership	100.000	Berkshire Hathaway Inc.	NO				
			68-0339019				Alleghany Properties Holdings LLC	DE	NIA	Alleghany Corporation	Ownership	100.000	Berkshire Hathaway Inc.	NO				
			68-0339019				Alleghany Properties LLC	DE	NIA	Alleghany Properties Holdings LLC	Ownership	100.000	Berkshire Hathaway Inc.	NO				
			20-5101850				Alleghany Reinsurance Company	VT	IA	Alleghany Insurance Holdings LLC	Ownership	100.000	Berkshire Hathaway Inc.	NO				
			47-5615810				Alliance Title Group, LLC	MO	NIA	HomeServices of Mokon, LLC	Ownership	100.000	Berkshire Hathaway Inc.	NO				
			75-1379033				Alpha Cargo Motor Express, Inc.	TX	NIA	Acme Brick Company	Ownership	100.000	Berkshire Hathaway Inc.	NO				
							ALS (Aust) Pty. Ltd.	AUS	NIA	Procrane Holdings, Inc.	Ownership	100.000	Berkshire Hathaway Inc.	NO				
							AltaLink Holdings, L.P.	CAN	NIA	AltaLink Investment Management Ltd.	Ownership	0.010	Berkshire Hathaway Inc.	NO				
							AltaLink Holdings, L.P.	CAN	NIA	BHE Alberta Ltd.	Ownership	99.990	Berkshire Hathaway Inc.	NO				
							AltaLink Investment Management Ltd.	CAN	NIA	BHE Alberta Ltd.	Ownership	76.923	Berkshire Hathaway Inc.	NO				
							AltaLink Investment Management Ltd.	CAN	NIA	BHE GP Holdings Ltd.	Ownership	23.077	Berkshire Hathaway Inc.	NO				
							AltaLink Investments, L.P.	CAN	NIA	AltaLink Holdings, L.P.	Ownership	99.990	Berkshire Hathaway Inc.	NO				
							AltaLink Investments, L.P.	CAN	NIA	AltaLink Investment Management Ltd.	Ownership	0.010	Berkshire Hathaway Inc.	NO				
							AltaLink Management Ltd.	CAN	NIA	BHE Alberta Ltd.	Ownership	76.923	Berkshire Hathaway Inc.	NO				
							AltaLink Management Ltd.	CAN	NIA	BHE GP Holdings Ltd.	Ownership	23.077	Berkshire Hathaway Inc.	NO				
							AltaLink, L.P.	CAN	NIA	AltaLink Investments, L.P.	Ownership	99.990	Berkshire Hathaway Inc.	NO				
							AltaLink, L.P.	CAN	NIA	AltaLink Management Ltd.	Ownership	0.010	Berkshire Hathaway Inc.	NO				
							38-3689327			Altaquip LLC	DE	NIA	World Book, Inc.	Ownership	100.000	Berkshire Hathaway Inc.	NO	
							53-0075853			Altirus Road LLC	DE	NIA	Government Employees Insurance Company	Ownership	100.000	Berkshire Hathaway Inc.	NO	
							86-1093480			Alu-Forge, Inc.	CA	NIA	Precision Castparts Corp.	Ownership	100.000	Berkshire Hathaway Inc.	NO	
										Amarillo Gear (Jiangsu) Co., Ltd.	CHN	NIA	Kunshan Ecolwater Systems Company Limited	Ownership	100.000	Berkshire Hathaway Inc.	NO	
										Amarillo Gear (Singapore) Pte Ltd.	SGP	NIA	Marmon Water, Inc.	Ownership	100.000	Berkshire Hathaway Inc.	NO	
										Amarillo Gear Company LLC	DE	NIA	Marmon Water, Inc.	Ownership	100.000	Berkshire Hathaway Inc.	NO	
							Amarillo Wind Machine LLC	DE	NIA	Amarillo Gear Company LLC	Ownership	100.000	Berkshire Hathaway Inc.	NO				
							Ambassador Real Estate Company	NE	NIA	HSN Holdings, LLC	Ownership	100.000	Berkshire Hathaway Inc.	NO				
							Ambassador Title Services, LLC	NE	NIA	ARE Escrow, LLC	Ownership	93.010	Berkshire Hathaway Inc.	NO				
							American All Risk Insurance Services, Inc.	CA	NIA	Columbia Insurance Company	Ownership	100.000	Berkshire Hathaway Inc.	NO				
							American Commercial Claims Administrators Inc.	CA	NIA	Columbia Insurance Company	Ownership	100.000	Berkshire Hathaway Inc.	NO				
							American Dairy Queen Corporation	DE	NIA	International Dairy Queen, Inc.	Ownership	100.000	Berkshire Hathaway Inc.	NO				
							American Eagle Referral Service, LLC	NV	NIA	HomeServices of Nevada, LLC	Ownership	100.000	Berkshire Hathaway Inc.	NO				
							Americana Arizona Referrals, LLC	AZ	NIA	HomeServices of Arizona, LLC	Ownership	100.000	Berkshire Hathaway Inc.	NO				
							Americana Arizona, LLC	AZ	NIA	HomeServices of Arizona, LLC	Ownership	100.000	Berkshire Hathaway Inc.	NO				
							Americana, L.L.C.	NV	NIA	HomeServices of Nevada, LLC	Ownership	100.000	Berkshire Hathaway Inc.	NO				
							AmGUARD Insurance Company	NE	IA	WestGUARD Insurance Company	Ownership	100.000	Berkshire Hathaway Inc.	NO				
							Amiston Linesight Limited	BHR	NIA	Anchorbuoy Ltd	Ownership	100.000	Berkshire Hathaway Inc.	NO				
							Amiston Linesight Limited (IE)	IRL	NIA	Anchorbuoy Ltd	Ownership	100.000	Berkshire Hathaway Inc.	NO				
							AMTT Management, LLC	TX	NIA	McCarty-Hull Cigar Company, Inc.	Ownership	100.000	Berkshire Hathaway Inc.	NO				
							An Iorua AS	NOR	NIA	Anchorbuoy Ltd	Ownership	100.000	Berkshire Hathaway Inc.	NO				
							Anchor GCC Ltd	IMN	NIA	Anchorbuoy Ltd	Ownership	100.000	Berkshire Hathaway Inc.	NO				
							Anchorbuoy Ltd	IMN	NIA	IPS-Integrated Project Services, LLC	Ownership	100.000	Berkshire Hathaway Inc.	NO				
							Anderson Copper and Brass Company LLC	DE	NIA	Marmon Engineered Components Company	Ownership	100.000	Berkshire Hathaway Inc.	NO				
							Anderson Hardwood Floors, LLC	CA	NIA	Shaw Industries Group, Inc.	Ownership	100.000	Berkshire Hathaway Inc.	NO				
							Andrews Laser Works Corporation	KY	NIA	Noranco Manufacturing (USA) Ltd.	Ownership	100.000	Berkshire Hathaway Inc.	NO				
							Andromeda Community Solar Gardens, LLC	MN	NIA	Company, LLC	Ownership	100.000	Berkshire Hathaway Inc.	NO				
							Andromeda CSG1, LLC	MN	NIA	Andromeda CSG1, LLC	Ownership	100.000	Berkshire Hathaway Inc.	NO				
							Andromeda CSG2, LLC	MN	NIA	Andromeda CSG1, LLC	Ownership	100.000	Berkshire Hathaway Inc.	NO				

53.12

ANNUAL STATEMENT FOR THE YEAR 2024 OF THE General Re Life Corporation

SCHEDULE Y

PART 1A - DETAIL OF INSURANCE HOLDING COMPANY SYSTEM

1	2	3	4	5	6	7	8	9	10	11	12	13	14	15	16
Group Code	Group Name	NAIC Company Code	ID Number	Federal RSSD	CIK	Name of Securities Exchange if Publicly Traded (U.S. or International)	Names of Parent, Subsidiaries Or Affiliates	Domiciliary Location	Relationship to Reporting Entity	Directly Controlled by (Name of Entity/Person)	Type of Control (Ownership, Board, Management, Attorney-in-Fact, Influence, Other)	If Control is Ownership Provide Percentage	Ultimate Controlling Entity(ies)/Person(s)	Is an SCA Filing Required? (Yes/No)	*
			47-5203083				Andromeda CSG3, LLC	..MN.....	..NIA.....	Andromeda CSG1, LLC	Ownership.....	100.000	Berkshire Hathaway Inc.	...NO.....	
			47-5221842				Andromeda CSG4, LLC	..MN.....	..NIA.....	Andromeda CSG1, LLC	Ownership.....	100.000	Berkshire Hathaway Inc.	...NO.....	
			47-5233687				Andromeda CSG5, LLC	..MN.....	..NIA.....	Andromeda CSG1, LLC	Ownership.....	100.000	Berkshire Hathaway Inc.	...NO.....	
			46-5716004				Angelo Po America Inc.	..DE.....	..NIA.....	Marmon Food, Beverage & Water Technologies Company LLC	Ownership.....	100.000	Berkshire Hathaway Inc.	...NO.....	
							Angelo Po France Sarl	..FRA.....	..NIA.....	Angelo Po Grandi Cucine S.p.A.	Ownership.....	100.000	Berkshire Hathaway Inc.	...NO.....	
							Angelo Po Grandi Cucine S.p.A.	..ITA.....	..NIA.....	Marmon Italia S.r.l.	Ownership.....	100.000	Berkshire Hathaway Inc.	...NO.....	
							Angelo Po Iberica S.L	..ESP.....	..NIA.....	Angelo Po Grandi Cucine S.p.A.	Ownership.....	100.000	Berkshire Hathaway Inc.	...NO.....	
							Angelo Po Trading Shanghai Co. Ltd	..CHN.....	..NIA.....	Angelo Po Grandi Cucine S.p.A.	Ownership.....	100.000	Berkshire Hathaway Inc.	...NO.....	
			38-3978157				Antares Community Solar Gardens, LLC	..MN.....	..NIA.....	Geronimo Community Solar Gardens Holding Company, LLC	Ownership.....	100.000	Berkshire Hathaway Inc.	...NO.....	
			47-5028133				Antares CSG1, LLC	..MN.....	..NIA.....	Antares Community Solar Gardens, LLC	Ownership.....	100.000	Berkshire Hathaway Inc.	...NO.....	
			47-5042238				Antares CSG2, LLC	..MN.....	..NIA.....	Antares Community Solar Gardens, LLC	Ownership.....	100.000	Berkshire Hathaway Inc.	...NO.....	
			47-5050085				Antares CSG3, LLC	..MN.....	..NIA.....	Antares Community Solar Gardens, LLC	Ownership.....	100.000	Berkshire Hathaway Inc.	...NO.....	
			35-2541005				Antlia Community Solar Gardens, LLC	..MN.....	..NIA.....	Antlia Community Solar Gardens Holding Company, LLC	Ownership.....	100.000	Berkshire Hathaway Inc.	...NO.....	
			47-5183888				Antlia CSG1, LLC	..MN.....	..NIA.....	Antlia Community Solar Gardens, LLC	Ownership.....	100.000	Berkshire Hathaway Inc.	...NO.....	
			47-5196460				Antlia CSG2, LLC	..MN.....	..NIA.....	Antlia Community Solar Gardens, LLC	Ownership.....	100.000	Berkshire Hathaway Inc.	...NO.....	
			62-1738219				AOG Acumed Orthopädie GmbH	..DEU.....	..NIA.....	Acumed, LLC	Ownership.....	100.000	Berkshire Hathaway Inc.	...NO.....	
			85-2754640				AP Emissions Technologies, LLC	..DE.....	..NIA.....	APACE Holding Company LLC	Ownership.....	100.000	Berkshire Hathaway Inc.	...NO.....	
			98-0454616				APACE Holding Company LLC	..DE.....	..NIA.....	Perfection Hy-Test Company	Ownership.....	100.000	Berkshire Hathaway Inc.	...NO.....	
			98-0454616				Apaneca Manufacturing Ltda., de C.V.	..SLV.....	..NIA.....	Union Sales, LLC.	Ownership.....	1.000	Berkshire Hathaway Inc.	...NO.....	
			98-0454616				Apaneca Manufacturing Ltda., de C.V.	..SLV.....	..NIA.....	Union Underwear Company, Inc.	Ownership.....	99.000	Berkshire Hathaway Inc.	...NO.....	
							Apex (Guangzhou) Tools & Orthopedics Company	..CHN.....	..NIA.....	Apex (China) Holding Company LLC	Ownership.....	100.000	Berkshire Hathaway Inc.	...NO.....	
							Apex (HK) Tools & Orthopedics Limited	..HKG.....	..NIA.....	Apex (China) Holding Company LLC	Ownership.....	100.000	Berkshire Hathaway Inc.	...NO.....	
			68-0339019				APH Las Serenas Simi Valley, LLC	..DE.....	..NIA.....	Alleghany Properties Holdings LLC	Ownership.....	100.000	Berkshire Hathaway Inc.	...NO.....	
			68-0339019				APH SLP, LLC	..DE.....	..NIA.....	Alleghany Properties Holdings LLC	Ownership.....	100.000	Berkshire Hathaway Inc.	...NO.....	
			68-0339019				APH Terracina Cathedral City, LLC	..DE.....	..NIA.....	Alleghany Properties Holdings LLC	Ownership.....	100.000	Berkshire Hathaway Inc.	...NO.....	
			68-0339019				APH Terracina Vineyard LLC	..DE.....	..NIA.....	Alleghany Properties Holdings LLC	Ownership.....	100.000	Berkshire Hathaway Inc.	...NO.....	
							Aqua Works Private Limited	..IND.....	..NIA.....	KX Technologies Pte. Ltd.	Ownership.....	1.000	Berkshire Hathaway Inc.	...NO.....	
							Aqua Works Private Limited	..IND.....	..NIA.....	Marmon Water (Singapore) Pte Ltd.	Ownership.....	99.000	Berkshire Hathaway Inc.	...NO.....	
			99-1918131				Arboretum Woodland Hills, LP	..TX.....	..NIA.....	AHP Housing Fund 185, LLC	Ownership.....	99.980	Berkshire Hathaway Inc.	...NO.....	
			83-1840299				ARE Commercial Real Estate, LLC	..NE.....	..NIA.....	Ambassador Real Estate Company	Ownership.....	100.000	Berkshire Hathaway Inc.	...NO.....	
			27-4743835				ARE Escrow, LLC	..NE.....	..NIA.....	ARE Iowa, LLC	Ownership.....	58.500	Berkshire Hathaway Inc.	...NO.....	
			82-5374272				ARE Iowa, LLC	..DE.....	..NIA.....	Ambassador Real Estate Company	Ownership.....	100.000	Berkshire Hathaway Inc.	...NO.....	
			92-2792548				ARE Title JV, LLC	..NE.....	..NIA.....	Ambassador Title Services, LLC	Ownership.....	51.000	Berkshire Hathaway Inc.	...NO.....	
			35-2544176				Argo Navis Community Solar Gardens, LLC	..MN.....	..NIA.....	Geronimo Community Solar Gardens Holding Company, LLC	Ownership.....	100.000	Berkshire Hathaway Inc.	...NO.....	
			47-5484483				Argo Navis CSG1, LLC	..MN.....	..NIA.....	Argo Navis Community Solar Gardens, LLC	Ownership.....	100.000	Berkshire Hathaway Inc.	...NO.....	
			47-5510448				Argo Navis CSG2, LLC	..MN.....	..NIA.....	Argo Navis Community Solar Gardens, LLC	Ownership.....	100.000	Berkshire Hathaway Inc.	...NO.....	
			47-5520932				Argo Navis CSG3, LLC	..MN.....	..NIA.....	Argo Navis Community Solar Gardens, LLC	Ownership.....	100.000	Berkshire Hathaway Inc.	...NO.....	
			35-2537481				Aries Community Solar Gardens, LLC	..MN.....	..NIA.....	Geronimo Community Solar Gardens Holding Company, LLC	Ownership.....	100.000	Berkshire Hathaway Inc.	...NO.....	
			47-4702940				Aries CSG1, LLC	..MN.....	..NIA.....	Aries Community Solar Gardens, LLC	Ownership.....	100.000	Berkshire Hathaway Inc.	...NO.....	
			47-4722301				Aries CSG2, LLC	..MN.....	..NIA.....	Aries Community Solar Gardens, LLC	Ownership.....	100.000	Berkshire Hathaway Inc.	...NO.....	
			47-4743067				Aries CSG3, LLC	..MN.....	..NIA.....	Aries Community Solar Gardens, LLC	Ownership.....	100.000	Berkshire Hathaway Inc.	...NO.....	
			47-4754001				Aries CSG4, LLC	..MN.....	..NIA.....	Aries Community Solar Gardens, LLC	Ownership.....	100.000	Berkshire Hathaway Inc.	...NO.....	
			35-1844542				Aristo, LLC	..DE.....	..NIA.....	APACE Holding Company LLC	Ownership.....	100.000	Berkshire Hathaway Inc.	...NO.....	
			86-0958994				Arizona Home Services, L.L.C.	..AZ.....	..NIA.....	Roy H. Long Realty Company, Inc.	Ownership.....	100.000	Berkshire Hathaway Inc.	...NO.....	

53.13

ANNUAL STATEMENT FOR THE YEAR 2024 OF THE General Re Life Corporation

SCHEDULE Y
PART 1A - DETAIL OF INSURANCE HOLDING COMPANY SYSTEM

1	2	3	4	5	6	7	8	9	10	11	12	13	14	15	16
Group Code	Group Name	NAIC Company Code	ID Number	Federal RSSD	CIK	Name of Securities Exchange if Publicly Traded (U.S. or International)	Names of Parent, Subsidiaries Or Affiliates	Domiciliary Location	Relationship to Reporting Entity	Directly Controlled by (Name of Entity/Person)	Type of Control (Ownership, Board, Management, Attorney-in-Fact, Influence, Other)	If Control is Ownership Provide Percentage	Ultimate Controlling Entity(ies)/Person(s)	Is an SCA Filing Required? (Yes/No)	*
			81-5475389				Arizona Warehouse and Supply, LLC	..NV.....	..NIA.....	Interco Tobacco Retailers, Inc.	Ownership.....	100.000	Berkshire Hathaway Inc.NO.....	
			75-2827246				Artex Automotive Sales II, LLC	..DE.....	..NIA.....	Berkshire Hathaway Automotive Inc.	Ownership.....	89.840	Berkshire Hathaway Inc.NO.....	
			20-4762802				Artform International Inc.	..DE.....	..NIA.....	Marmon Retail Technologies Company	Ownership.....	100.000	Berkshire Hathaway Inc.NO.....	
			45-4102030				Artisan American JPA, L.P.	..LA.....	..NIA.....	AHP Housing Fund 16, LLC	Ownership.....	99.990	Berkshire Hathaway Inc.NO.....	
							Associated Aviation Underwriters Limited	..GBR.....	..NIA.....	Global Aerospace Underwriting Managers Limited	Ownership.....	100.000	Berkshire Hathaway Inc.NO.....	
			47-1655957				Atlantic Precision, Inc.	..WI.....	..NIA.....	Precision Castparts Corp.	Ownership.....	100.000	Berkshire Hathaway Inc.NO.....	
			98-0458720				Atlas Bolt & Screw (Shenzhen) Co. Limited	..CHN.....	..NIA.....	Marmon Services Limited	Ownership.....	100.000	Berkshire Hathaway Inc.NO.....	
			98-0458710				Atlas Bolt & Screw (Zhongshan) Co. Ltd	..CHN.....	..NIA.....	Marmon Services Limited	Ownership.....	100.000	Berkshire Hathaway Inc.NO.....	
			34-1537181				Atlas Bolt & Screw Company LLC	..DE.....	..NIA.....	Marmon Engineered Components Company	Ownership.....	100.000	Berkshire Hathaway Inc.NO.....	
			27-2384653				Attorneys Title Holdings, Incorporated	..NC.....	..NIA.....	HomeServices of the Carolinas, Inc.	Ownership.....	100.000	Berkshire Hathaway Inc.NO.....	
0031	Berkshire Hathaway Group	13795	27-2949746				AttPro PRG Reciprocal Risk Retention Group	..DC.....	..IA.....	MedPro Group Inc	Ownership.....	100.000	Berkshire Hathaway Inc.NO.....	
			82-4877298				AuroraMTS, LLC	..TX.....	..NIA.....	BNSF Logistics, LLC	Ownership.....	100.000	Berkshire Hathaway Inc.NO.....	
			86-0554751				Auto Media, LLC	..DE.....	..NIA.....	Berkshire Hathaway Automotive Inc.	Ownership.....	100.000	Berkshire Hathaway Inc.NO.....	
			95-1504250				Avibank Mfg., Inc.	..DE.....	..NIA.....	SPS International Investment Company	Ownership.....	100.000	Berkshire Hathaway Inc.NO.....	
			02-0656633				Avibank Services, LLC	..DE.....	..NIA.....	SPS Technologies, LLC	Ownership.....	85.000	Berkshire Hathaway Inc.NO.....	
			45-4759326				Avid Product Development, LLC	..CO.....	..NIA.....	Lubrizol Advanced Materials, Inc.	Ownership.....	100.000	Berkshire Hathaway Inc.NO.....	
			82-1117855				Avondale Van Buren ALF, LLC	..DE.....	..NIA.....	AHP Housing Fund 162, LLC	Ownership.....	99.990	Berkshire Hathaway Inc.NO.....	
0031	Berkshire Hathaway Group	16495	83-1551360				AZGUARD Insurance Company	..NE.....	..IA.....	WestGUARD Insurance Company	Ownership.....	100.000	Berkshire Hathaway Inc.NO.....	
							B.L. Intimate Apparel Canada Inc.	..CAN.....	..NIA.....	Vanity Fair Brands, LP	Ownership.....	50.000	Berkshire Hathaway Inc.NO.....	
							BA(GI) Limited	..GBR.....	..NIA.....	SLI Holding Limited	Ownership.....	100.000	Berkshire Hathaway Inc.NO.....	
							BAIG Limited	..GBR.....	..NIA.....	Global Aerospace Underwriting Managers Limited	Ownership.....	100.000	Berkshire Hathaway Inc.NO.....	
			98-0433160				Balsamar Manufacturing, Limitada, de C.V.	..SLV.....	..NIA.....	Union Sales,LLC.	Ownership.....	1.000	Berkshire Hathaway Inc.NO.....	
			98-0433160				Balsamar Manufacturing, Limitada, de C.V.	..SLV.....	..NIA.....	Union Underwear Company, Inc.	Ownership.....	99.000	Berkshire Hathaway Inc.NO.....	
							Baltic Gas Sp. Z o.o.	..POL.....	..NIA.....	CalEnergy Resources Poland Sp. z.o.o.	Ownership.....	50.000	Berkshire Hathaway Inc.NO.....	
							Baltic Gas Sp. z o.o. i wspólnicy sp. k.	..POL.....	..NIA.....	Baltic Gas Sp. Z o.o.	Ownership.....	0.001	Berkshire Hathaway Inc.NO.....	
							Baltic Gas Sp. z o.o. i wspólnicy sp. k.	..POL.....	..NIA.....	CalEnergy Resources Poland Sp. z.o.o.	Ownership.....	49.000	Berkshire Hathaway Inc.NO.....	
			98-0221556				Barth Larson-Juhl B.V.	..NLD.....	..NIA.....	Larson-Juhl Netherlands B.V.	Ownership.....	100.000	Berkshire Hathaway Inc.NO.....	
			98-1503752				Bavaria Medizin Technologie GmbH	..DEU.....	..NIA.....	Lubrizol Deutschland GmbH	Ownership.....	100.000	Berkshire Hathaway Inc.NO.....	
			98-1514468				Bavaria Medizin Technologie Romania SRL	..ROU.....	..NIA.....	Bavaria Medizin Technologie GmbH	Ownership.....	100.000	Berkshire Hathaway Inc.NO.....	
			46-5660755				Bayou Oaks Homes, LP	..LA.....	..NIA.....	AHP Housing Fund 79, LLC	Ownership.....	99.990	Berkshire Hathaway Inc.NO.....	
			75-2874875				Bayport Systems, Inc.	..TX.....	..NIA.....	BNSF Railway Company	Ownership.....	100.000	Berkshire Hathaway Inc.NO.....	
			75-2947075				BayRail, LLC	..DE.....	..NIA.....	BNSF Railway Company	Ownership.....	100.000	Berkshire Hathaway Inc.NO.....	
			83-0955138				BC 2018 Lockhart, LP	..TX.....	..NIA.....	AHP Housing Fund 206, LLC	Ownership.....	99.990	Berkshire Hathaway Inc.NO.....	
			86-1472820				BDFH, Inc.	..CA.....	..NIA.....	HomeServices of California, LLC	Ownership.....	100.000	Berkshire Hathaway Inc.NO.....	
			36-4671511				BDT I-A Plum, LLC	..DE.....	..NIA.....	National Indemnity Company	Ownership.....	100.000	Berkshire Hathaway Inc.NO.....	
			26-0284381				Beach Properties of Florida, LLC	..FL.....	..NIA.....	HomeServices of Florida, Inc.	Ownership.....	100.000	Berkshire Hathaway Inc.NO.....	
			93-2470349				Beckley Preservation LLC	..WV.....	..NIA.....	AHP Housing Fund 387, LLC	Ownership.....	99.990	Berkshire Hathaway Inc.NO.....	
			46-1127820				Bell Road Motors, LLC	..DE.....	..NIA.....	Berkshire Hathaway Automotive Inc.	Ownership.....	86.840	Berkshire Hathaway Inc.NO.....	
			46-1127820				Bell Road Motors, LLC	..DE.....	..NIA.....	BHA Minority Interest Holdco, Inc.	Ownership.....	13.000	Berkshire Hathaway Inc.NO.....	
			94-3366374				Ben Bridge Corporation	..WA.....	..NIA.....	Berkshire Hathaway Inc.	Ownership.....	100.000	Berkshire Hathaway Inc.NO.....	
			91-0695728				Ben Bridge Jeweler, Inc.	..WA.....	..NIA.....	Ben Bridge Corporation	Ownership.....	100.000	Berkshire Hathaway Inc.NO.....	
			13-5256230				Benjamin Moore & Co.	..NJ.....	..NIA.....	Berkshire Hathaway Inc.	Ownership.....	100.000	Berkshire Hathaway Inc.NO.....	
							Benjamin Moore & Co., Limited	..CAN.....	..NIA.....	Benjamin Moore & Co.	Ownership.....	100.000	Berkshire Hathaway Inc.NO.....	
							Benjamin Moore UK Limited	..GBR.....	..NIA.....	Benjamin Moore & Co.	Ownership.....	100.000	Berkshire Hathaway Inc.NO.....	
			33-0958647				Bennion & Deville Fine Homes, Inc.	..CA.....	..NIA.....	HomeServices of California, LLC	Ownership.....	100.000	Berkshire Hathaway Inc.NO.....	
			90-1007802				Benson Industries, Inc.	..OR.....	..NIA.....	MiTek Inc.	Ownership.....	100.000	Berkshire Hathaway Inc.NO.....	
			93-1016324				Benson LTD	..OR.....	..NIA.....	Benson Industries, Inc.	Ownership.....	100.000	Berkshire Hathaway Inc.NO.....	

53.14

ANNUAL STATEMENT FOR THE YEAR 2024 OF THE General Re Life Corporation

SCHEDULE Y

PART 1A - DETAIL OF INSURANCE HOLDING COMPANY SYSTEM

1	2	3	4	5	6	7	8	9	10	11	12	13	14	15	16
Group Code	Group Name	NAIC Company Code	ID Number	Federal RSSD	CIK	Name of Securities Exchange if Publicly Traded (U.S. or International)	Names of Parent, Subsidiaries Or Affiliates	Domi-ciliary Location	Relation-ship to Reporting Entity	Directly Controlled by (Name of Entity/Person)	Type of Control (Ownership, Board, Management, Attorney-in-Fact, Influence, Other)	If Control is Ownership Provide Percentage	Ultimate Controlling Entity(ies)/Person(s)	Is an SCA Filing Re-quired? (Yes/No)	*
							Benson Wall Systems Philippines, IncPHL.....	..NIA.....	Benson LTD	Ownership.....	..99.990	Berkshire Hathaway Inc.NO.....	
							Benson Wall Systems Pte. Ltd SingaporeSGP.....	..NIA.....	Benson LTD	Ownership.....	..100.000	Berkshire Hathaway Inc.NO.....	
			27-0936471				Berkadia Commercial Mortgage Holding LLCDE.....	..NIA.....	Columbia Insurance Company	Ownership.....	..50.000	Berkshire Hathaway Inc.NO.....	
			27-0812934				Berkadia Commercial Mortgage LLCDE.....	..NIA.....	Berkadia Commercial Mortgage Holding LLC	Ownership.....	..99.990	Berkshire Hathaway Inc.NO.....	
			27-0812934				Berkadia Commercial Mortgage LLCDE.....	..NIA.....	Berkadia Commercial Mortgage Partners LLC	Ownership.....	..0.010	Berkshire Hathaway Inc.NO.....	
			27-0936307				Berkadia Commercial Mortgage Partners LLCDE.....	..NIA.....	Columbia Insurance Company	Ownership.....	..50.000	Berkshire Hathaway Inc.NO.....	
			47-2606107				Berkshire Estates, LPMO.....	..NIA.....	AHP Housing Fund 149, LLC	Ownership.....	..98.990	Berkshire Hathaway Inc.NO.....	
.0031	Berkshire Hathaway Group	13070	26-1599479				Berkshire Hathaway Assurance CorporationNY.....	..IA.....	Columbia Insurance Company	Ownership.....	..51.000	Berkshire Hathaway Inc.NO.....	
.0031	Berkshire Hathaway Group	13070	26-1599479				Berkshire Hathaway Assurance CorporationNY.....	..IA.....	National Indemnity Company	Ownership.....	..49.000	Berkshire Hathaway Inc.NO.....	
			47-2124505				Berkshire Hathaway Automotive Inc.DE.....	..NIA.....	Berkshire Hathaway Inc.	Ownership.....	..100.000	Berkshire Hathaway Inc.NO.....	
			47-0679606				Berkshire Hathaway Credit CorporationNE.....	..NIA.....	Berkshire Hathaway Inc.	Ownership.....	..100.000	Berkshire Hathaway Inc.NO.....	
.0031	Berkshire Hathaway Group	10391	51-0400307				Berkshire Hathaway Direct Insurance CompanyNE.....	..IA.....	Columbia Insurance Company	Ownership.....	..100.000	Berkshire Hathaway Inc.NO.....	
			94-2213782				Berkshire Hathaway Energy CompanyIA.....	..NIA.....	Berkshire Hathaway Inc.	Ownership.....	..100.000	Berkshire Hathaway Inc.NO.....	
							Berkshire Hathaway European Insurance Designated Activity CompanyIRL.....	..IA.....	National Indemnity Company	Ownership.....	..100.000	Berkshire Hathaway Inc.NO.....	
			45-0524698				Berkshire Hathaway Finance CorporationDE.....	..NIA.....	Berkshire Hathaway Inc.	Ownership.....	..100.000	Berkshire Hathaway Inc.NO.....	
			47-1227278				Berkshire Hathaway Global Insurance Services, LLCNE.....	..NIA.....	Berkshire Hathaway Specialty Insurance Company	Ownership.....	..100.000	Berkshire Hathaway Inc.NO.....	
.0031	Berkshire Hathaway Group	20044	47-0529945				Berkshire Hathaway Homestate Insurance CompanyNE.....	..IA.....	National Indemnity Company	Ownership.....	..100.000	Berkshire Hathaway Inc.NO.....	
			98-0413928				Berkshire Hathaway International Insurance LimitedGBR.....	..IA.....	National Indemnity Company	Ownership.....	..100.000	Berkshire Hathaway Inc.NO.....	
.0031	Berkshire Hathaway Group	62345	47-0766667				Berkshire Hathaway Life Insurance Company of NebraskaNE.....	..IA.....	National Indemnity Company	Ownership.....	..100.000	Berkshire Hathaway Inc.NO.....	
							Berkshire Hathaway Services India Private LimitedIND.....	..NIA.....	BHG Structured Settlements, Inc.	Ownership.....	..80.000	Berkshire Hathaway Inc.NO.....	
.0031	Berkshire Hathaway Group	22276	63-0202590				Berkshire Hathaway Specialty Insurance CompanyNE.....	..IA.....	National Indemnity Company	Ownership.....	..100.000	Berkshire Hathaway Inc.NO.....	
							Berkshire Hathaway Specialty Services LimitedHKG.....	..NIA.....	Berkshire Hathaway Specialty Insurance Company	Ownership.....	..100.000	Berkshire Hathaway Inc.NO.....	
							Berkshire Hathaway Specialty Underwriters B.V.NLD.....	..NIA.....	SLI Holding Limited	Ownership.....	..100.000	Berkshire Hathaway Inc.NO.....	
							Berkshire India LimitedIND.....	..NIA.....	American All Risk Insurance Services, Inc.	Ownership.....	..0.000	Berkshire Hathaway Inc.NO.....	
							Berkshire India LimitedIND.....	..NIA.....	American Commercial Claims Administrators Inc.	Ownership.....	..0.000	Berkshire Hathaway Inc.NO.....	
							Berkshire India LimitedIND.....	..NIA.....	BHG Structured Settlements, Inc.	Ownership.....	..79.999	Berkshire Hathaway Inc.NO.....	
							Berkshire India LimitedIND.....	..NIA.....	Northern States Agency, Inc.	Ownership.....	..0.000	Berkshire Hathaway Inc.NO.....	
							Berkshire India LimitedIND.....	..NIA.....	Resolute Management Inc.	Ownership.....	..0.000	Berkshire Hathaway Inc.NO.....	
							Berkshire India LimitedIND.....	..NIA.....	Ringwalt & Liesche Co.	Ownership.....	..0.000	Berkshire Hathaway Inc.NO.....	
							Berkshire Production Supply (Canada)CAN.....	..NIA.....	IMC International Metalworking Companies Inc.	Ownership.....	..100.000	Berkshire Hathaway Inc.NO.....	
			20-2178725				Berkshire Production Supply LLCMI.....	..NIA.....	ITTI Investment Holdings Inc.	Ownership.....	..100.000	Berkshire Hathaway Inc.NO.....	
			81-5429903				Bethany Villa Limited Dividend Housing Association LPMI.....	..NIA.....	AHP Housing Fund 168, LLC	Ownership.....	..99.990	Berkshire Hathaway Inc.NO.....	
			76-0346493				Beverage Management Associates Inc.TX.....	..NIA.....	Pilot Travel Centers LLC	Ownership.....	..100.000	Berkshire Hathaway Inc.NO.....	
			26-4753998				BFVT Motors, LLCDE.....	..NIA.....	Berkshire Hathaway Automotive Inc.	Ownership.....	..69.840	Berkshire Hathaway Inc.NO.....	
			26-4753998				BFVT Motors, LLCDE.....	..NIA.....	BHA Minority Interest Holdco, Inc.	Ownership.....	..15.000	Berkshire Hathaway Inc.NO.....	
			82-0632838				BGM Electronic Services, LLCMI.....	..NIA.....	Exponential Technology Group, Inc.	Ownership.....	..100.000	Berkshire Hathaway Inc.NO.....	
			86-0940588				BH Automotive LLCDE.....	..NIA.....	Berkshire Hathaway Automotive Inc.	Ownership.....	..100.000	Berkshire Hathaway Inc.NO.....	
			47-0807566				BH Columbia Inc.NE.....	..NIA.....	Berkshire Hathaway Inc.	Ownership.....	..100.000	Berkshire Hathaway Inc.NO.....	

ANNUAL STATEMENT FOR THE YEAR 2024 OF THE General Re Life Corporation

SCHEDULE Y

PART 1A - DETAIL OF INSURANCE HOLDING COMPANY SYSTEM

1	2	3	4	5	6	7	8	9	10	11	12	13	14	15	16
Group Code	Group Name	NAIC Company Code	ID Number	Federal RSSD	CIK	Name of Securities Exchange if Publicly Traded (U.S. or International)	Names of Parent, Subsidiaries Or Affiliates	Domi-ciliary Location	Relation-ship to Reporting Entity	Directly Controlled by (Name of Entity/Person)	Type of Control (Ownership, Board, Management, Attorney-in-Fact, Influence, Other)	If Control is Ownership Provide Percentage	Ultimate Controlling Entity(ies)/Person(s)	Is an SCA Filing Re-quired? (Yes/No)	*
			41-2149407				BH Credit LLC	DE	NIA	Berkshire Hathaway Credit Corporation	Ownership	100.000	Berkshire Hathaway Inc.	NO	
			47-0829238				BH Finance LLC	NE	NIA	Columbia Insurance Company	Ownership	100.000	Berkshire Hathaway Inc.	NO	
			85-0901709				BH Holding H Jewelry Inc	MO	NIA	Berkshire Hathaway Inc.	Ownership	100.000	Berkshire Hathaway Inc.	NO	
			46-5629651				BH Holding LLC	DE	NIA	Berkshire Hathaway Credit Corporation	Ownership	100.000	Berkshire Hathaway Inc.	NO	
			85-0965639				BH Holding S Furniture Inc	TX	NIA	Berkshire Hathaway Inc.	Ownership	100.000	Berkshire Hathaway Inc.	NO	
			80-0492613				BH Housing LLC	DE	NIA	Berkshire Hathaway Inc.	Ownership	100.000	Berkshire Hathaway Inc.	NO	
			45-5344990				BH Media Group, Inc.	DE	NIA	Berkshire Hathaway Credit Corporation	Ownership	100.000	Berkshire Hathaway Inc.	NO	
			06-1355982				BH Shoe Holdings, Inc.	DE	NIA	Berkshire Hathaway Inc.	Ownership	100.000	Berkshire Hathaway Inc.	NO	
			82-4645009				BH2H Holdings, LLC	DE	NIA	BHE Wind, LLC	Ownership	100.000	Berkshire Hathaway Inc.	NO	
			35-2593468				BHA Minority Interest Holdco, Inc.	DE	NIA	Berkshire Hathaway Automotive Inc.	Ownership	100.000	Berkshire Hathaway Inc.	NO	
							Berkshire Hathaway Life Insurance Company of Nebraska								
			47-2151818				BHA Real Estate Holdings, LLC	DE	NIA		Ownership	100.000	Berkshire Hathaway Inc.	NO	
			45-4035801				BHE AC Holding, LLC	DE	NIA	BHE Solar, LLC	Ownership	100.000	Berkshire Hathaway Inc.	NO	
							BHE Alberta Ltd.	CAN	NIA	BHE AltaLink Ltd.	Ownership	100.000	Berkshire Hathaway Inc.	NO	
							BHE AltaLink Ltd.	CAN	NIA	BHE Canada Holdings Corporation	Ownership	100.000	Berkshire Hathaway Inc.	NO	
			26-0819025				BHE America Transco, LLC	DE	NIA	BHE U.S. Transmission, LLC	Ownership	100.000	Berkshire Hathaway Inc.	NO	
			86-3292341				BHE B Tax Equity Holdings LLC	DE	NIA	BHE Investment Group LLC	Ownership	100.000	Berkshire Hathaway Inc.	NO	
			83-3544190				BHE Canada Holdings Corporation	CAN	NIA	BHE Canada, LLC	Ownership	100.000	Berkshire Hathaway Inc.	NO	
							BHE Canada Limited	CAN	NIA	BHE Canada Holdings Corporation	Ownership	100.000	Berkshire Hathaway Inc.	NO	
							BHE Canada Management Ltd.	CAN	NIA	BHE Canada Limited	Ownership	100.000	Berkshire Hathaway Inc.	NO	
							BHE Canada Rattlesnake G.P. Inc.	CAN	NIA	BHE Canada Limited	Ownership	100.000	Berkshire Hathaway Inc.	NO	
							BHE Canada Rattlesnake L.P.	CAN	NIA	BHE Canada Rattlesnake G.P. Inc.	Ownership	0.010	Berkshire Hathaway Inc.	NO	
							BHE Canada Rattlesnake L.P.	CAN	NIA	BHE Canada, L.P.	Ownership	99.990	Berkshire Hathaway Inc.	NO	
							BHE Canada, L.P.	CAN	NIA	BHE Canada Holdings Corporation	Ownership	99.990	Berkshire Hathaway Inc.	NO	
							BHE Canada, L.P.	CAN	NIA	BHE Canada Management Ltd.	Ownership	0.010	Berkshire Hathaway Inc.	NO	
			46-1251130				BHE Canada, LLC	DE	NIA	Berkshire Hathaway Energy Company	Ownership	100.000	Berkshire Hathaway Inc.	NO	
			81-1952874				BHE Community Solar, LLC	DE	NIA	BHES CSG Holdings, LLC	Ownership	100.000	Berkshire Hathaway Inc.	NO	
			84-3202708				BHE Compression Services, LLC	DE	NIA	BHE CS Holdings, LLC	Ownership	100.000	Berkshire Hathaway Inc.	NO	
			84-3193556				BHE CS Holdings, LLC	DE	NIA	BHE Pipeline Group, LLC	Ownership	100.000	Berkshire Hathaway Inc.	NO	
			76-0284201				BHE Gas, Inc.	TX	NIA	CE Generation, LLC	Ownership	100.000	Berkshire Hathaway Inc.	NO	
			45-4242204				BHE Geothermal, LLC	DE	NIA	BHE Renewables, LLC	Ownership	100.000	Berkshire Hathaway Inc.	NO	
			45-0597148				BHE Glacier Wind 1, LLC	DE	NIA	BHE Montana, LLC	Ownership	100.000	Berkshire Hathaway Inc.	NO	
			26-2438366				BHE Glacier Wind 2, LLC	DE	NIA	BHE Montana, LLC	Ownership	100.000	Berkshire Hathaway Inc.	NO	
							BHE GP Holdings Ltd.	CAN	NIA	BHE Alberta Ltd.	Ownership	100.000	Berkshire Hathaway Inc.	NO	
			85-1944244				BHE GT&S, LLC	DE	NIA	BHE Pipeline Group, LLC	Ownership	100.000	Berkshire Hathaway Inc.	NO	
			45-3827832				BHE Hydro, LLC	DE	NIA	BHE Renewables, LLC	Ownership	100.000	Berkshire Hathaway Inc.	NO	
			85-3561338				BHE Infrastructure Group, LLC	DE	NIA	BHE Renewables, LLC	Ownership	100.000	Berkshire Hathaway Inc.	NO	
			85-3909604				BHE Infrastructure Services, LLC	DE	NIA	BHE Infrastructure Group, LLC	Ownership	100.000	Berkshire Hathaway Inc.	NO	
			86-2751797				BHE Investment Group LLC	DE	NIA	MidAmerican Wind Tax Equity Holdings, LLC	Ownership	100.000	Berkshire Hathaway Inc.	NO	
			45-4073481				BHE Montana, LLC	DE	NIA	Berkshire Hathaway Energy Company	Ownership	100.000	Berkshire Hathaway Inc.	NO	
			33-0887562				BHE Pearl Solar Holdings, LLC	DE	NIA	BHES Pearl Solar Holdings, LLC	Ownership	100.000	Berkshire Hathaway Inc.	NO	
			37-1795093				BHE Pearl Solar, LLC	DE	NIA	BHE Pearl Solar Holdings, LLC	Ownership	100.000	Berkshire Hathaway Inc.	NO	
			85-1727774				BHE Pipeline Group, LLC	DE	NIA	Berkshire Hathaway Energy Company	Ownership	100.000	Berkshire Hathaway Inc.	NO	
			27-0515262				BHE Power Watch, LLC	DE	NIA	BHE Montana, LLC	Ownership	100.000	Berkshire Hathaway Inc.	NO	
			88-3865114				BHE Ravenswood, LLC	DE	NIA	BHE WV Holdings, LLC	Ownership	100.000	Berkshire Hathaway Inc.	NO	
			45-3657885				BHE Renewables, LLC	DE	NIA	Berkshire Hathaway Energy Company	Ownership	100.000	Berkshire Hathaway Inc.	NO	
			27-2860287				BHE Rim Rock Wind, LLC	DE	NIA	BHE Montana, LLC	Ownership	100.000	Berkshire Hathaway Inc.	NO	
			45-3608493				BHE Solar, LLC	DE	NIA	BHE Renewables, LLC	Ownership	100.000	Berkshire Hathaway Inc.	NO	
			26-0818953				BHE Texas Transco, LLC	DE	NIA	BHE U.S. Transmission, LLC	Ownership	100.000	Berkshire Hathaway Inc.	NO	

ANNUAL STATEMENT FOR THE YEAR 2024 OF THE General Re Life Corporation

SCHEDULE Y

PART 1A - DETAIL OF INSURANCE HOLDING COMPANY SYSTEM

1	2	3	4	5	6	7	8	9	10	11	12	13	14	15	16
Group Code	Group Name	NAIC Company Code	ID Number	Federal RSSD	CIK	Name of Securities Exchange if Publicly Traded (U.S. or International)	Names of Parent, Subsidiaries Or Affiliates	Domi-ciliary Location	Relation-ship to Reporting Entity	Directly Controlled by (Name of Entity/Person)	Type of Control (Ownership, Board, Management, Attorney-in-Fact, Influence, Other)	If Control is Ownership Provide Percentage	Ultimate Controlling Entity(ies)/Person(s)	Is an SCA Filing Re-quired? (Yes/No)	*
			92-0448227				BHE Turbomachinery, LLC	DE	NIA	Berkshire Hathaway Energy Company	Ownership	100.000	Berkshire Hathaway Inc.	NO	
			47-0803685				BHE U.K. Electric, Inc.	DE	NIA	Berkshire Hathaway Energy Company	Ownership	100.000	Berkshire Hathaway Inc.	NO	
			47-0769690				BHE U.K. Inc.	DE	NIA	Berkshire Hathaway Energy Company	Ownership	100.000	Berkshire Hathaway Inc.	NO	
			47-0803686				BHE U.K. Power, Inc.	DE	NIA	Berkshire Hathaway Energy Company	Ownership	100.000	Berkshire Hathaway Inc.	NO	
			41-2049792				BHE U.S. Transmission, LLC	DE	NIA	Berkshire Hathaway Energy Company	Ownership	100.000	Berkshire Hathaway Inc.	NO	
			80-0772521				BHE Wind Watch, LLC	DE	NIA	BHE Montana, LLC	Ownership	100.000	Berkshire Hathaway Inc.	NO	
			45-3608546				BHE Wind, LLC	DE	NIA	BHE Renewables, LLC	Ownership	100.000	Berkshire Hathaway Inc.	NO	
			88-3892988				BHE WV Holdings, LLC	DE	NIA	BHE Renewables, LLC	Ownership	100.000	Berkshire Hathaway Inc.	NO	
			92-0308510				BHE WV Renewables, LLC	DE	NIA	BHE WV Holdings, LLC	Ownership	100.000	Berkshire Hathaway Inc.	NO	
			45-3167899				BHEM Balancing Authority Services, LLC	DE	NIA	BHE Montana, LLC	Ownership	100.000	Berkshire Hathaway Inc.	NO	
			87-3504073				BHER Flat Top Wind Holdings, LLC	DE	NIA	BHE Wind, LLC	Ownership	100.000	Berkshire Hathaway Inc.	NO	
			87-1409445				BHER Gopher Wind Holdings, LLC	DE	NIA	BHE Wind, LLC	Ownership	100.000	Berkshire Hathaway Inc.	NO	
			86-3477710				BHER Independence Wind Holdco, LLC	DE	NIA	BHER IWE Holdco, LLC	Ownership	100.000	Berkshire Hathaway Inc.	NO	
			86-3501782				BHER IWE Holdco, LLC	DE	NIA	BHE Wind, LLC	Ownership	100.000	Berkshire Hathaway Inc.	NO	
			87-4324819				BHER Mariah Wind Holdings, LLC	DE	NIA	BHE Wind, LLC	Ownership	100.000	Berkshire Hathaway Inc.	NO	
			84-4402531				BHER Market Operations, LLC	DE	NIA	BHE Renewables, LLC	Ownership	100.000	Berkshire Hathaway Inc.	NO	
			84-4180674				BHER Minerals, LLC	DE	NIA	BHE Renewables, LLC	Ownership	100.000	Berkshire Hathaway Inc.	NO	
			93-4613915				BHER Operating Company, LLC	DE	NIA	BHE Renewables, LLC	Ownership	100.000	Berkshire Hathaway Inc.	NO	
			76-0209869				BHER Power Resources, Inc.	DE	NIA	BHE Gas, Inc.	Ownership	100.000	Berkshire Hathaway Inc.	NO	
			93-3977708				BHER Ravenswood Solar 1, LLC	DE	NIA	BHER WV Solar, LLC	Ownership	100.000	Berkshire Hathaway Inc.	NO	
			99-4493675				BHER Rio Bravo Wind Holdings, LLC	DE	NIA	BHE Wind, LLC	Ownership	100.000	Berkshire Hathaway Inc.	NO	
			88-4105342				BHER San Vicente Holdings, LLC	DE	NIA	BHE Hydro, LLC	Ownership	100.000	Berkshire Hathaway Inc.	NO	
			82-2814718				BHER Santa Rita Holdings, LLC	DE	NIA	BHE Wind, LLC	Ownership	100.000	Berkshire Hathaway Inc.	NO	
			82-2941893				BHER Santa Rita Investment, LLC	DE	NIA	BHER Santa Rita Holdings, LLC	Ownership	100.000	Berkshire Hathaway Inc.	NO	
			99-3363140				BHER TL Tech, LLC	DE	NIA	TL BHER Holdings, LLC	Ownership	100.000	Berkshire Hathaway Inc.	NO	
			92-1734925				BHER WV Solar, LLC	DE	NIA	BHE WV Renewables, LLC	Ownership	100.000	Berkshire Hathaway Inc.	NO	
			92-1774360				BHER WV Wind, LLC	DE	NIA	BHE WV Renewables, LLC	Ownership	100.000	Berkshire Hathaway Inc.	NO	
			92-0425540				BHER/KIEWIT SVESF, LLC	DE	NIA	BHER San Vicente Holdings, LLC	Ownership	80.000	Berkshire Hathaway Inc.	NO	
			81-4799818				BHES CSG Holdings, LLC	DE	NIA	BHE Solar, LLC	Ownership	100.000	Berkshire Hathaway Inc.	NO	
			81-4247309				BHES Pearl Solar Holdings, LLC	DE	NIA	BHE Solar, LLC	Ownership	100.000	Berkshire Hathaway Inc.	NO	
.0031	Berkshire Hathaway Group	14939	90-0914085				BHG Life Insurance Company	NE	IA	Berkshire Hathaway Life Insurance Company of Nebraska	Ownership	100.000	Berkshire Hathaway Inc.	NO	
			47-0793577				BHG Structured Settlements, Inc.	MO	NIA	Columbia Insurance Company	Ownership	100.000	Berkshire Hathaway Inc.	NO	
			80-0906383				BHH Affiliates, LLC	DE	NIA	HSF Affiliates LLC	Ownership	100.000	Berkshire Hathaway Inc.	NO	
			84-4110738				BHH Iowa Affiliates, LLC	DE	NIA	BHH Affiliates, LLC	Ownership	100.000	Berkshire Hathaway Inc.	NO	
.0031	Berkshire Hathaway Group	11014	39-1981312				BHHC Special Risks Insurance Company	IA	IA	National Indemnity Company	Ownership	100.000	Berkshire Hathaway Inc.	NO	
			46-5394977				BHHC Speciality Risk, LLC	NE	NIA	Ringwalt & Liesche Co.	Ownership	100.000	Berkshire Hathaway Inc.	NO	
			93-4858188				BH-IMC Holdings Inc.	DE	NIA	BH Credit LLC	Ownership	100.000	Berkshire Hathaway Inc.	NO	
			47-0701726				BHSF, Inc.	DE	NIA	Marmon Holdings, Inc.	Ownership	100.000	Berkshire Hathaway Inc.	NO	
			86-0939888				BHNT Motors, LLC	DE	NIA	Berkshire Hathaway Automotive Inc.	Ownership	95.840	Berkshire Hathaway Inc.	NO	
			35-2552067				biBERK Insurance Services, Inc.	NE	NIA	Columbia Insurance Company	Ownership	100.000	Berkshire Hathaway Inc.	NO	
			37-1838540				BIFCO, LLC	NE	NIA	Columbia Insurance Company	Ownership	100.000	Berkshire Hathaway Inc.	NO	
			27-0769325				Big Red Rooster Flow LLC	IL	NIA	Artform International Inc.	Ownership	100.000	Berkshire Hathaway Inc.	NO	
			27-4413751				Big Sky Plains LP	TX	NIA	AHP Housing Fund 114, LLC	Ownership	99.990	Berkshire Hathaway Inc.	NO	
			27-3400990				Bishop Hill Energy II LLC	DE	NIA	Bishop Hill II Holdings, LLC	Ownership	100.000	Berkshire Hathaway Inc.	NO	
			45-3827786				Bishop Hill II Holdings, LLC	DE	NIA	BH2H Holdings, LLC	Ownership	100.000	Berkshire Hathaway Inc.	NO	
			80-0818943				Bishop Hill Interconnection LLC	DE	NIA	Bishop Hill Energy II LLC	Ownership	33.950	Berkshire Hathaway Inc.	NO	
			36-2827595				BKI Oldco Inc.	IL	NIA	Precision Cutting Technologies, Inc.	Ownership	100.000	Berkshire Hathaway Inc.	NO	
			92-1157169				Black Rock Geothermal LLC	DE	NIA	Magma Power Company	Ownership	100.000	Berkshire Hathaway Inc.	NO	

ANNUAL STATEMENT FOR THE YEAR 2024 OF THE General Re Life Corporation

SCHEDULE Y

PART 1A - DETAIL OF INSURANCE HOLDING COMPANY SYSTEM

1	2	3	4	5	6	7	8	9	10	11	12	13	14	15	16
Group Code	Group Name	NAIC Company Code	ID Number	Federal RSSD	CIK	Name of Securities Exchange if Publicly Traded (U.S. or International)	Names of Parent, Subsidiaries Or Affiliates	Domi-ciliary Location	Relation-ship to Reporting Entity	Directly Controlled by (Name of Entity/Person)	Type of Control (Ownership, Board, Management, Attorney-in-Fact, Influence, Other)	If Control is Ownership Provide Percentage	Ultimate Controlling Entity(ies)/Person(s)	Is an SCA Filing Re-quired? (Yes/No)	*
			81-4857776				Blenheim School Apartments, LP	MO	NIA	AHP Housing Fund 167, LLC	Ownership	98.990	Berkshire Hathaway Inc.	NO	
			42-2533395				Blok-Lok Ltd.	CAN	NIA	Marmon Holdings, Inc.	Ownership	100.000	Berkshire Hathaway Inc.	NO	
			87-1855638				Blue Chip Stamps, Inc.	DE	NIA	Berkshire Hathaway Inc.	Ownership	100.000	Berkshire Hathaway Inc.	NO	
			83-4560526				Bluffs Townhomes 2, LLC	GA	NIA	TP-CH JV, LLC	Ownership	100.000	Berkshire Hathaway Inc.	NO	
			06-1526350				Bluffs Townhomes, LLC	GA	NIA	TP-CH JV, LLC	Ownership	100.000	Berkshire Hathaway Inc.	NO	
			41-1635061				BM Flo LLC	DE	NIA	Marmon/Keystone LLC	Ownership	100.000	Berkshire Hathaway Inc.	NO	
			90-0529584				BN Leasing Corporation	DE	NIA	BNSF Railway Company	Ownership	100.000	Berkshire Hathaway Inc.	NO	
			38-4102628				BNSF Communications, Inc.	DE	NIA	BNSF Railway Company	Ownership	100.000	Berkshire Hathaway Inc.	NO	
			74-3037595				BNSF Development Co., LLC	DE	NIA	Burlington Northern Santa Fe, LLC	Ownership	100.000	Berkshire Hathaway Inc.	NO	
			98-1082536				BNSF Equipment Acquisition Company, LLC	DE	NIA	BNSF Railway Company	Ownership	100.000	Berkshire Hathaway Inc.	NO	
			81-2374234				BNSF Logistics Canada, Inc.	CAN	NIA	BNSF Logistics International, LLC	Ownership	100.000	Berkshire Hathaway Inc.	NO	
			74-1938975				BNSF Logistics de Mexico Holdings, LLC	DE	NIA	BNSF Logistics, LLC	Ownership	100.000	Berkshire Hathaway Inc.	NO	
			33-1016819				BNSF Logistics International, LLC	TX	NIA	BNSF Logistics, LLC	Ownership	100.000	Berkshire Hathaway Inc.	NO	
			41-6034000				BNSF Logistics, LLC	DE	NIA	Burlington Northern Santa Fe, LLC	Ownership	100.000	Berkshire Hathaway Inc.	NO	
			41-1690678				BNSF Railway Company	DE	NIA	Burlington Northern Santa Fe, LLC	Ownership	100.000	Berkshire Hathaway Inc.	NO	
			81-2374234				BNSF Railway International Services, Inc.	DE	NIA	BNSF Railway Company	Ownership	100.000	Berkshire Hathaway Inc.	NO	
			81-2374234				BNSF Railway Servicios de Logistica S. de R.L. de C.V.	MEX	NIA	BNSF Logistics de Mexico Holdings, LLC	Ownership	1.000	Berkshire Hathaway Inc.	NO	
			99-4814020				BNSF Railway Servicios de Logistica S. de R.L. de C.V.	MEX	NIA	BNSF Logistics, LLC	Ownership	99.000	Berkshire Hathaway Inc.	NO	
			99-4826844				BNSF Services Company 1, LLC	TX	NIA	Burlington Northern Santa Fe, LLC	Ownership	100.000	Berkshire Hathaway Inc.	NO	
			90-0529588				BNSF Services Company 2, LLC	TX	NIA	Burlington Northern Santa Fe, LLC	Ownership	100.000	Berkshire Hathaway Inc.	NO	
			52-0913637				BNSF Spectrum, Inc.	DE	NIA	BNSF Railway Company	Ownership	100.000	Berkshire Hathaway Inc.	NO	
			53-0075853				BNSF Technology Services Private Limited	IND	NIA	BNSF Services Company 1, LLC	Ownership	99.000	Berkshire Hathaway Inc.	NO	
			82-2708476				BNSF Technology Services Private Limited	IND	NIA	BNSF Services Company 2, LLC	Ownership	1.000	Berkshire Hathaway Inc.	NO	
			54-2049373				Boat America Corporation	VA	NIA	GEICO Corporation	Ownership	100.000	Berkshire Hathaway Inc.	NO	
			75-2514347				Boat Owners Association of the United States LLC	NE	NIA	Government Employees Insurance Company	Ownership	100.000	Berkshire Hathaway Inc.	NO	
			47-0546003				Boerne Abbington Ranch, LP	GA	NIA	AHP Housing Fund 172, LLC	Ownership	99.990	Berkshire Hathaway Inc.	NO	
			81-2580015				Bon Air/Long & Foster Title Agency, LLC	VA	NIA	Mid-States Title Insurance Agency, LLC	Ownership	50.000	Berkshire Hathaway Inc.	NO	
			91-1794169				Boot Royalty Company, L.P.	DE	NIA	Justin Brands, Inc.	Ownership	100.000	Berkshire Hathaway Inc.	NO	
							Borsheim Jewelry Company, Inc.	NE	NIA	Berkshire Hathaway Inc.	Ownership	92.860	Berkshire Hathaway Inc.	NO	
							BPFLA Referrals, LLC	FL	NIA	HomeServices of Florida, Inc.	Ownership	100.000	Berkshire Hathaway Inc.	NO	
							Braemac (CA) LLC	DE	NIA	Exponential Technology Group, Inc	Ownership	100.000	Berkshire Hathaway Inc.	NO	
							Braemac (SA) Pty Ltd	AUS	NIA	Braemac Group Pty Limited	Ownership	100.000	Berkshire Hathaway Inc.	NO	
							Braemac Asia Holdings PTE Ltd (SG)	SGP	NIA	Braesing Holdings Pty Ltd	Ownership	100.000	Berkshire Hathaway Inc.	NO	
							Braemac Engineering Pty Limited	AUS	NIA	Braemac Group Pty Limited	Ownership	100.000	Berkshire Hathaway Inc.	NO	
							Braemac Group Pty Limited	AUS	NIA	Exponential Technology Group, Inc	Ownership	100.000	Berkshire Hathaway Inc.	NO	
							Braemac HK China Representative Office	CHN	NIA	Braemac Limited (HK)	Ownership	100.000	Berkshire Hathaway Inc.	NO	
							Braemac Limited (HK)	HKG	NIA	RFMW Hong Kong Limited	Ownership	100.000	Berkshire Hathaway Inc.	NO	
							Braemac Ltd (UK)	GBR	NIA	RFMW UK	Ownership	100.000	Berkshire Hathaway Inc.	NO	
							Braemac NZ Pty Limited (NZ)	NZL	NIA	Braemac Unit Trust	Ownership	100.000	Berkshire Hathaway Inc.	NO	
							Braemac Pte Ltd (SG)	SGP	NIA	Braemac Asia Holdings PTE Ltd (SG)	Ownership	100.000	Berkshire Hathaway Inc.	NO	
							Braemac Pty Ltd	AUS	NIA	Braemac Group Pty Limited	Ownership	100.000	Berkshire Hathaway Inc.	NO	
							Braemac Unit Trust	AUS	NIA	Braemac Group Pty Limited	Ownership	100.000	Berkshire Hathaway Inc.	NO	
							Braesing Holdings Pty Ltd	AUS	NIA	Braemac Group Pty Limited	Ownership	100.000	Berkshire Hathaway Inc.	NO	
							Braetec Pty Limited	AUS	NIA	Braemac Group Pty Limited	Ownership	100.000	Berkshire Hathaway Inc.	NO	
			90-0997379				Brainy Toys, Inc.	MIN	NIA	Mindware Corporation	Ownership	100.000	Berkshire Hathaway Inc.	NO	
			45-4759084				Braselton Court, LP	GA	NIA	AHP Housing Fund 228, LLC	Ownership	98.990	Berkshire Hathaway Inc.	NO	

ANNUAL STATEMENT FOR THE YEAR 2024 OF THE General Re Life Corporation

SCHEDULE Y

PART 1A - DETAIL OF INSURANCE HOLDING COMPANY SYSTEM

1	2	3	4	5	6	7	8	9	10	11	12	13	14	15	16
Group Code	Group Name	NAIC Company Code	ID Number	Federal RSSD	CIK	Name of Securities Exchange if Publicly Traded (U.S. or International)	Names of Parent, Subsidiaries Or Affiliates	Domi-ciliary Location	Relation-ship to Reporting Entity	Directly Controlled by (Name of Entity/Person)	Type of Control (Ownership, Board, Management, Attorney-in-Fact, Influence, Other)	If Control is Ownership Provide Percentage	Ultimate Controlling Entity(ies)/Person(s)	Is an SCA Filing Re-quired? (Yes/No)	*
			45-4759084				Braselton Court, LP	GA	NIA	AHP SLP LLC	Ownership	0.000	Berkshire Hathaway Inc.	NO	
			46-4658543				Brewertown Apartments, LLC	PA	NIA	AHP Housing Fund 49, LLC	Ownership	99.000	Berkshire Hathaway Inc.	NO	
			93-6091601				Bridger Coal Company	WY	NIA	Pacific Minerals, Inc.	Ownership	66.667	Berkshire Hathaway Inc.	NO	
			36-4743690				Brighton Pointe LP	NC	NIA	AHP Housing Fund 229, LLC	Ownership	99.990	Berkshire Hathaway Inc.	NO	
			36-4743690				Brighton Pointe LP	NC	NIA	AHP SLP LLC	Ownership	0.000	Berkshire Hathaway Inc.	NO	
			13-2922113				Brilliant National Services, Inc.	DE	NIA	Ringwalt & Liesche Co.	Ownership	100.000	Berkshire Hathaway Inc.	NO	
							British Aviation Insurance Group (Technical Services) Limited	GBR	NIA	Global Aerospace Underwriting Managers Limited	Ownership	100.000	Berkshire Hathaway Inc.	NO	
							British Aviation Insurance Group (Underwriting Services) Limited	GBR	NIA	Global Aerospace Underwriting Managers Limited	Ownership	100.000	Berkshire Hathaway Inc.	NO	
			52-2060649				British Insurance Company of Cayman	CYM	NIA	Columbia Insurance Company	Ownership	100.000	Berkshire Hathaway Inc.	NO	
			53-0075853				BRK Investment Holdings, LLC	DE	NIA	Government Employees Insurance Company	Ownership	100.000	Berkshire Hathaway Inc.	NO	
			30-0749914				Brookcreek Crossing LP	VA	NIA	AHP Housing Fund 230, LLC	Ownership	99.990	Berkshire Hathaway Inc.	NO	
			30-0749914				Brookcreek Crossing LP	VA	NIA	AHP SLP LLC	Ownership	0.000	Berkshire Hathaway Inc.	NO	
			98-1244982				Brooks Running S.L.U.	ESP	NIA	Brooks Sports B.V.	Ownership	100.000	Berkshire Hathaway Inc.	NO	
							Brooks Sports (Singapore) Pte. Ltd.	SGP	NIA	Brooks Sports, Inc.	Ownership	100.000	Berkshire Hathaway Inc.	NO	
							Brooks Sports AB	SWE	NIA	Brooks Sports B.V.	Ownership	100.000	Berkshire Hathaway Inc.	NO	
							Brooks Sports B.V.	NLD	NIA	Brooks Sports, Inc.	Ownership	100.000	Berkshire Hathaway Inc.	NO	
			98-1244896				Brooks Sports GmbH	DEU	NIA	Brooks Sports B.V.	Ownership	100.000	Berkshire Hathaway Inc.	NO	
			98-1244989				Brooks Sports Limited	GBR	NIA	Brooks Sports B.V.	Ownership	100.000	Berkshire Hathaway Inc.	NO	
							Brooks Sports Limited	CAN	NIA	Brooks Sports, Inc.	Ownership	100.000	Berkshire Hathaway Inc.	NO	
			98-1244914				Brooks Sports S.A.R.L.	FRA	NIA	Brooks Sports B.V.	Ownership	100.000	Berkshire Hathaway Inc.	NO	
			98-1244928				Brooks Sports S.R.L.	ITA	NIA	Brooks Sports B.V.	Ownership	100.000	Berkshire Hathaway Inc.	NO	
							Brooks Sports Vietnam Limited Liability Company	VNM	NIA	Brooks Sports, Inc.	Ownership	100.000	Berkshire Hathaway Inc.	NO	
			91-1580860				Brooks Sports, Inc.	IA	NIA	Berkshire Hathaway Inc.	Ownership	100.000	Berkshire Hathaway Inc.	NO	
			98-1640595				BS An Ghearmain GMBH	DEU	NIA	Anchorbuoy Ltd	Ownership	100.000	Berkshire Hathaway Inc.	NO	
			98-1641258				BS Denmark Aps	DNK	NIA	Anchorbuoy Ltd	Ownership	100.000	Berkshire Hathaway Inc.	NO	
			98-1641587				BS Isiltir BV	NLD	NIA	Anchorbuoy Ltd	Ownership	100.000	Berkshire Hathaway Inc.	NO	
							BSW Zerspanungswerkzeuge GmbH	DEU	NIA	IMC International Metalworking Companies Inc.	Ownership	80.000	Berkshire Hathaway Inc.	NO	
			45-3823323				Bulldogger-GMC, Limited Partnership	OK	NIA	AHP Housing Fund 9, LLC	Ownership	99.990	Berkshire Hathaway Inc.	NO	
			83-0595449				Bunkerhill Holdings Company LLC	DE	NIA	Bunkerhill Oil Marketing LLC	Ownership	100.000	Berkshire Hathaway Inc.	NO	
			82-3562901				Bunkerhill Oil Marketing LLC	DE	NIA	PFJE Holdings LLC	Ownership	100.000	Berkshire Hathaway Inc.	NO	
							Burlington Northern (Manitoba) Limited	CAN	NIA	BNSF Railway Company	Ownership	100.000	Berkshire Hathaway Inc.	NO	
							Burlington Northern Railroad Holdings, Inc.	DE	NIA	BNSF Railway Company	Ownership	100.000	Berkshire Hathaway Inc.	NO	
							Burlington Northern Santa Fe Insurance Company, Ltd.	BMU	NIA	Burlington Northern Santa Fe, LLC	Ownership	100.000	Berkshire Hathaway Inc.	NO	
							Burlington Northern Santa Fe Properties, L.L.C.	DE	NIA	BNSF Railway Company	Ownership	100.000	Berkshire Hathaway Inc.	NO	
			27-1754839				Burlington Northern Santa Fe, LLC	DE	NIA	Berkshire Hathaway Inc.	Ownership	100.000	Berkshire Hathaway Inc.	NO	
							Business Wire Canada Limited	CAN	NIA	Business Wire, Inc.	Ownership	100.000	Berkshire Hathaway Inc.	NO	
							Business Wire China Ltd	HKG	NIA	Business Wire, Inc.	Ownership	100.000	Berkshire Hathaway Inc.	NO	
			98-0355110				Business Wire Europe Limited	GBR	NIA	Business Wire, Inc.	Ownership	100.000	Berkshire Hathaway Inc.	NO	
			98-0492980				Business Wire France SARL	FRA	NIA	Business Wire, Inc.	Ownership	100.000	Berkshire Hathaway Inc.	NO	
							Business Wire Japan KK	JPN	NIA	Business Wire, Inc.	Ownership	100.000	Berkshire Hathaway Inc.	NO	
			20-4146409				Business Wire, Inc.	DE	NIA	Berkshire Hathaway Inc.	Ownership	100.000	Berkshire Hathaway Inc.	NO	
			35-2478025				Butler Brothers Hospitality Group, LLC	TX	NIA	AHP Housing Fund 109, LLC	Ownership	99.000	Berkshire Hathaway Inc.	NO	
			01-0227197				Butler Brothers Supply Division, LLC	DE	NIA	ITT Investment Holdings Inc.	Ownership	85.000	Berkshire Hathaway Inc.	NO	
			20-2019191				BWNVT Motors, LLC	DE	NIA	Berkshire Hathaway Automotive Inc.	Ownership	96.840	Berkshire Hathaway Inc.	NO	

ANNUAL STATEMENT FOR THE YEAR 2024 OF THE General Re Life Corporation

SCHEDULE Y

PART 1A - DETAIL OF INSURANCE HOLDING COMPANY SYSTEM

1	2	3	4	5	6	7	8	9	10	11	12	13	14	15	16
Group Code	Group Name	NAIC Company Code	ID Number	Federal RSSD	CIK	Name of Securities Exchange if Publicly Traded (U.S. or International)	Names of Parent, Subsidiaries Or Affiliates	Domiciliary Location	Relationship to Reporting Entity	Directly Controlled by (Name of Entity/Person)	Type of Control (Ownership, Board, Management, Attorney-in-Fact, Influence, Other)	If Control is Ownership Provide Percentage	Ultimate Controlling Entity(ies)/Person(s)	Is an SCA Filing Required? (Yes/No)	*
			20-2019191				BWVT Motors, LLC	DE	NIA	BHA Minority Interest Holdco, Inc.	Ownership	3.000	Berkshire Hathaway Inc.	NO	
			23-2810550				C&R Insurance Services, LLC	PA	NIA	The Medical Protective Company	Ownership	100.000	Berkshire Hathaway Inc.	NO	
			93-3067299				C.T.B Israel Holdings Ltd.	ISR	NIA	CTB Legacy Holding B.V.	Ownership	100.000	Berkshire Hathaway Inc.	NO	
							Cabana Design District LP	TX	NIA	AHP Housing Fund 366, LLC	Ownership	99.990	Berkshire Hathaway Inc.	NO	
							Cabinplant A/S	DNK	NIA	CTB Denmark Holding ApS	Ownership	96.000	Berkshire Hathaway Inc.	NO	
			61-1680073				Cabinplant Deutschland GmbH	DEU	NIA	Cabinplant A/S	Ownership	100.000	Berkshire Hathaway Inc.	NO	
							Cabinplant Inc.	GA	NIA	Cabinplant A/S	Ownership	100.000	Berkshire Hathaway Inc.	NO	
							Cabinplant SL	ESP	NIA	Cabinplant A/S	Ownership	100.000	Berkshire Hathaway Inc.	NO	
							Cabinplant sp. z o.o.	POL	NIA	Cabinplant A/S	Ownership	100.000	Berkshire Hathaway Inc.	NO	
			04-3461923				Cable Components Group LLC	RI	NIA	Marmon Wire & Cable, Inc. Geronimo Community Solar Gardens Holding Company, LLC	Ownership	100.000	Berkshire Hathaway Inc.	NO	
			36-4817518				Caelum Community Solar Gardens, LLC	IN	NIA	Caelum Community Solar Gardens, LLC	Ownership	100.000	Berkshire Hathaway Inc.	NO	
			35-2543546				Caelum CSG1, LLC	IN	NIA	Caelum Community Solar Gardens, LLC	Ownership	100.000	Berkshire Hathaway Inc.	NO	
			38-3981555				Caelum CSG2, LLC	IN	NIA	Caelum Community Solar Gardens, LLC	Ownership	100.000	Berkshire Hathaway Inc.	NO	
			98-0583519				Caledonian Alloys Limited	GBR	NIA	PCC UK Global Holdings Limited	Ownership	100.000	Berkshire Hathaway Inc.	NO	
			57-0862054				Caledonian Alloys, Inc.	SC	NIA	Precision Castparts Corp.	Ownership	100.000	Berkshire Hathaway Inc.	NO	
			47-0810714				CalEnergy Company, Inc.	DE	NIA	Berkshire Hathaway Energy Company	Ownership	100.000	Berkshire Hathaway Inc.	NO	
							CalEnergy Gas (Holdings) Limited	GBR	NIA	Northern Powergrid Gas Limited	Ownership	100.000	Berkshire Hathaway Inc.	NO	
							CalEnergy Gas Limited	GBR	NIA	CalEnergy Resources Limited	Ownership	100.000	Berkshire Hathaway Inc.	NO	
			39-1988036				CalEnergy Generation Operating Company	DE	NIA	BHE Geothermal, LLC	Ownership	100.000	Berkshire Hathaway Inc.	NO	
			46-2446184				CalEnergy Geothermal Holding, LLC	DE	NIA	BHE Geothermal, LLC	Ownership	100.000	Berkshire Hathaway Inc.	NO	
							CalEnergy Infrastructure Limited	GBR	NIA	CalEnergy Resources (Operator) Limited	Ownership	100.000	Berkshire Hathaway Inc.	NO	
			47-0782328				CalEnergy International Services, Inc.	DE	NIA	Berkshire Hathaway Energy Company	Ownership	100.000	Berkshire Hathaway Inc.	NO	
			98-0223222				CalEnergy Investments C.V.	NLD	NIA	Berkshire Hathaway Energy Company	Ownership	90.000	Berkshire Hathaway Inc.	NO	
			98-0223222				CalEnergy Investments C.V.	NLD	NIA	CE Electric (NY), Inc.	Ownership	10.000	Berkshire Hathaway Inc.	NO	
			47-0810718				CalEnergy Minerals LLC	DE	NIA	Magma Power Company	Ownership	100.000	Berkshire Hathaway Inc.	NO	
							CalEnergy North Sea Limited	GBR	NIA	CalEnergy Resources (Operator) Limited	Ownership	100.000	Berkshire Hathaway Inc.	NO	
			33-0268085				CalEnergy Operating Corporation	DE	NIA	Magma Power Company	Ownership	100.000	Berkshire Hathaway Inc.	NO	
			91-1854166				CalEnergy Pacific Holdings Corp.	DE	NIA	Berkshire Hathaway Energy Company	Ownership	100.000	Berkshire Hathaway Inc.	NO	
							CalEnergy Resources (Australia) Limited	GBR	NIA	CalEnergy Resources Limited	Ownership	100.000	Berkshire Hathaway Inc.	NO	
							CalEnergy Resources (Operator) Limited	GBR	NIA	CalEnergy Resources Limited	Ownership	100.000	Berkshire Hathaway Inc.	NO	
							CalEnergy Resources (UK) Limited	GBR	NIA	CalEnergy Resources Limited	Ownership	100.000	Berkshire Hathaway Inc.	NO	
			98-0413165				CalEnergy Resources Limited	GBR	NIA	CalEnergy Gas (Holdings) Limited	Ownership	100.000	Berkshire Hathaway Inc.	NO	
			98-0413167				CalEnergy Resources Poland Sp. z o.o.	POL	NIA	CalEnergy Resources Limited	Ownership	100.000	Berkshire Hathaway Inc.	NO	
							CalEnergy SNS Limited	GBR	NIA	CalEnergy Resources (Operator) Limited	Ownership	100.000	Berkshire Hathaway Inc.	NO	
			93-4770968				CalEnergy YCA Partner 2, LLC	DE	NIA	California Energy Yuma Corporation	Ownership	100.000	Berkshire Hathaway Inc.	NO	
			46-2437007				CalEnergy, LLC	DE	NIA	CalEnergy Geothermal Holding, LLC	Ownership	100.000	Berkshire Hathaway Inc.	NO	
0031	Berkshire Hathaway Group	17571	93-4440724				CalGO Insurance Company	NE	IA	GEICO Corporation	Ownership	100.000	Berkshire Hathaway Inc.	NO	
			77-0321523				California Energy Development Corporation	DE	NIA	CE Generation, LLC	Ownership	100.000	Berkshire Hathaway Inc.	NO	
			87-0468648				California Energy Yuma Corporation	UT	NIA	California Energy Development Corporation	Ownership	100.000	Berkshire Hathaway Inc.	NO	
			33-0800278				California Title Company	CA	NIA	Pickford Holdings LLC	Ownership	63.694	Berkshire Hathaway Inc.	NO	
			46-4423014				California Utility HoldCo, LLC	DE	NIA	BHE U.S. Transmission, LLC	Ownership	100.000	Berkshire Hathaway Inc.	NO	
			83-0350993				Caljet of America LLC	AZ	NIA	Pro Petroleum LLC	Ownership	50.000	Berkshire Hathaway Inc.	NO	
							Calpe Insurance Company Limited	GIB	NIA	Transatlantic Reinsurance Company	Ownership	100.000	Berkshire Hathaway Inc.	NO	
			45-2687032				Cambria Properties, L.P.	IL	NIA	AHP Housing Fund 40, LLC	Ownership	99.990	Berkshire Hathaway Inc.	NO	
			47-5573556				Camellia Group, LP	MS	NIA	AHP Housing Fund 139, LLC	Ownership	99.990	Berkshire Hathaway Inc.	NO	
			83-0815652				Camelot Housing Associates Limited Partnership	MA	NIA	AHP Housing Fund 181, LLC	Ownership	99.990	Berkshire Hathaway Inc.	NO	
			20-1060857				Camp Manufacturing Company	DE	NIA	Union Underwear Company, Inc.	Ownership	100.000	Berkshire Hathaway Inc.	NO	

53.20

ANNUAL STATEMENT FOR THE YEAR 2024 OF THE General Re Life Corporation

SCHEDULE Y

PART 1A - DETAIL OF INSURANCE HOLDING COMPANY SYSTEM

1	2	3	4	5	6	7	8	9	10	11	12	13	14	15	16
Group Code	Group Name	NAIC Company Code	ID Number	Federal RSSD	CIK	Name of Securities Exchange if Publicly Traded (U.S. or International)	Names of Parent, Subsidiaries Or Affiliates	Domiciliary Location	Relationship to Reporting Entity	Directly Controlled by (Name of Entity/Person)	Type of Control (Ownership, Board, Management, Attorney-in-Fact, Influence, Other)	If Control is Ownership Provide Percentage	Ultimate Controlling Entity(ies)/Person(s)	Is an SCA Filing Required? (Yes/No)	*
			13-5458900				Canadian Aviation Insurance Managers Ltd.CAN.....	..NIA.....	United States Aviation Underwriters, Inc.	Ownership.....	100.000	Berkshire Hathaway Inc.NO.....	
							Canadian Solar Investment Finco Pty LtdAUS.....	..NIA.....	Canadian Solar Investment Holdco Pty Ltd .	Ownership.....	100.000	Berkshire Hathaway Inc.NO.....	
							Canadian Solar Investment Holdco Pty LtdAUS.....	..NIA.....	Canadian Solar Investment Management Pty Ltd	Ownership.....	100.000	Berkshire Hathaway Inc.NO.....	
							Canadian Solar Investment Management Pty Ltd	..AUS.....	..NIA.....	CalEnergy Resources (Australia) Limited ...	Ownership.....	100.000	Berkshire Hathaway Inc.NO.....	
							Canadian Solar Investment TrustAUS.....	..NIA.....	CalEnergy Resources (Australia) Limited ...	Ownership.....	100.000	Berkshire Hathaway Inc.NO.....	
			41-1290401				Cannon Equipment LLCMN.....	..NIA.....	Marmon Retail Technologies Company	Ownership.....	100.000	Berkshire Hathaway Inc.NO.....	
			38-1411693				Cannon-Muskegon CorporationMI.....	..NIA.....	SPS International Investment Company	Ownership.....	100.000	Berkshire Hathaway Inc.NO.....	
			63-1192886				CanopyTitle, LLCAL.....	..NIA.....	JRHBW Realty, Inc.	Ownership.....	100.000	Berkshire Hathaway Inc.NO.....	
			30-0881184				Capella Community Solar Gardens, LLCMN.....	..NIA.....	Geronomo Community Solar Gardens Holding Company, LLC	Ownership.....	100.000	Berkshire Hathaway Inc.NO.....	
			47-5028242				Capella CSG1, LLCMN.....	..NIA.....	Capella Community Solar Gardens, LLC	Ownership.....	100.000	Berkshire Hathaway Inc.NO.....	
			47-5042364				Capella CSG2, LLCMN.....	..NIA.....	Capella Community Solar Gardens, LLC	Ownership.....	100.000	Berkshire Hathaway Inc.NO.....	
			47-5050175				Capella CSG3, LLCMN.....	..NIA.....	Capella Community Solar Gardens, LLC	Ownership.....	100.000	Berkshire Hathaway Inc.NO.....	
			47-5069998				Capella CSG4, LLCMN.....	..NIA.....	Capella Community Solar Gardens, LLC	Ownership.....	100.000	Berkshire Hathaway Inc.NO.....	
			47-5075729				Capella CSG5, LLCMN.....	..NIA.....	Capella Community Solar Gardens, LLC	Ownership.....	100.000	Berkshire Hathaway Inc.NO.....	
			87-1880877				Capitol Chevrolet Motors LLCDE.....	..NIA.....	Berkshire Hathaway Automotive Inc.	Ownership.....	99.840	Berkshire Hathaway Inc.NO.....	
			39-1792399				Capitol Facilities Corporation (Wisconsin) .	..WI.....	..NIA.....	CapSpecialty, Inc.	Ownership.....	100.000	Berkshire Hathaway Inc.NO.....	
0031	Berkshire Hathaway Group	10472	39-0971527				Capitol Indemnity CorporationWI.....	..IA.....	CapSpecialty, Inc.	Ownership.....	100.000	Berkshire Hathaway Inc.NO.....	
			46-4126534				Capitol Places VI Owner, LLCSC.....	..NIA.....	AHP Housing Fund 160, LLC	Ownership.....	99.000	Berkshire Hathaway Inc.NO.....	
0031	Berkshire Hathaway Group	10328	39-0988659				Capitol Specialty Insurance CorporationWI.....	..IA.....	Capitol Indemnity Corporation	Ownership.....	100.000	Berkshire Hathaway Inc.NO.....	
			47-0644826				Capitol Title CompanyNE.....	..NIA.....	HomeServices of Nebraska, Inc.	Ownership.....	100.000	Berkshire Hathaway Inc.NO.....	
			39-1052658				CapSpecialty, Inc.WI.....	..NIA.....	Allegheny Insurance Holdings LLC	Ownership.....	100.000	Berkshire Hathaway Inc.NO.....	
			33-0586680				Cardlock Fuels System LLCCA.....	..NIA.....	Southern Counties Oil Co., a California Limited Partnership	Ownership.....	100.000	Berkshire Hathaway Inc.NO.....	
			47-0691268				Carefree / Scott Fetzer CompanyDE.....	..NIA.....	BHSF, Inc.	Ownership.....	100.000	Berkshire Hathaway Inc.NO.....	
			61-1770095				Carina Community Solar Gardens, LLCMN.....	..NIA.....	Geronomo Community Solar Gardens Holding Company, LLC	Ownership.....	100.000	Berkshire Hathaway Inc.NO.....	
			47-5222072				Carina CSG1, LLCMN.....	..NIA.....	Carina Community Solar Gardens, LLC	Ownership.....	100.000	Berkshire Hathaway Inc.NO.....	
			47-5234184				Carina CSG2, LLCMN.....	..NIA.....	Carina Community Solar Gardens, LLC	Ownership.....	100.000	Berkshire Hathaway Inc.NO.....	
			47-5240288				Carina CSG3, LLCMN.....	..NIA.....	Carina Community Solar Gardens, LLC	Ownership.....	100.000	Berkshire Hathaway Inc.NO.....	
			47-5264303				Carina CSG4, LLCMN.....	..NIA.....	Carina Community Solar Gardens, LLC	Ownership.....	100.000	Berkshire Hathaway Inc.NO.....	
			95-2152781				Carlton Forge Works LLCCA.....	..NIA.....	Precision Castparts Corp.	Ownership.....	100.000	Berkshire Hathaway Inc.NO.....	
			47-4574139				Carolina Gas Services, Inc.VA.....	..NIA.....	BHE GT&S, LLC	Ownership.....	100.000	Berkshire Hathaway Inc.NO.....	
			57-0655473				Carolina Gas Transmission, LLCSC.....	..NIA.....	Eastern Energy Gas Holdings, LLC	Ownership.....	100.000	Berkshire Hathaway Inc.NO.....	
			99-1171243				Carstens Preservation, LLCNE.....	..NIA.....	AHP Housing Fund 377, LLC	Ownership.....	98.990	Berkshire Hathaway Inc.NO.....	
			99-1171243				Carstens Preservation, LLCNE.....	..NIA.....	AHP State Housing Fund 11, LLC	Ownership.....	1.000	Berkshire Hathaway Inc.NO.....	
							Castigliano Vermögensverwaltungs GmbHDEU.....	..NIA.....	Johns Manville Europe GmbH	Ownership.....	100.000	Berkshire Hathaway Inc.NO.....	
							CAT SQUARED, S. de R.L. de C.V.MEX.....	..NIA.....	CTB Technology Holding Inc	Ownership.....	0.030	Berkshire Hathaway Inc.NO.....	
							CAT SQUARED, S. de R.L. de C.V.MEX.....	..NIA.....	M-Tech International, Inc	Ownership.....	99.970	Berkshire Hathaway Inc.NO.....	
			46-1500243				CATA Services CompanyWI.....	..NIA.....	CapSpecialty, Inc.	Ownership.....	100.000	Berkshire Hathaway Inc.NO.....	
			90-1019323				Catalunya Apartments LLCAZ.....	..NIA.....	AHP Housing Fund 83, LLC	Ownership.....	99.990	Berkshire Hathaway Inc.NO.....	
							Catequip S.A.SFRA.....	..NIA.....	Ecowater Systems France SAS	Ownership.....	28.140	Berkshire Hathaway Inc.NO.....	
							Catequip S.A.SFRA.....	..NIA.....	Marmon Retail Technologies Company	Ownership.....	71.860	Berkshire Hathaway Inc.NO.....	
			14-1858683				Cavalier Home Builders, LLCDE.....	..NIA.....	Cavalier Homes, Inc.	Ownership.....	100.000	Berkshire Hathaway Inc.NO.....	
			63-0949734				Cavalier Homes, Inc.DE.....	..NIA.....	Southern Energy Homes, Inc.	Ownership.....	100.000	Berkshire Hathaway Inc.NO.....	
			86-0833438				CAVT, LLCDE.....	..NIA.....	Berkshire Hathaway Automotive Inc.	Ownership.....	81.840	Berkshire Hathaway Inc.NO.....	
			86-0833438				CAVT, LLCDE.....	..NIA.....	BHA Minority Interest Holdco, Inc.	Ownership.....	18.000	Berkshire Hathaway Inc.NO.....	
			26-4521178				CBL Trading, LLCDE.....	..NIA.....	Charter Brokerage LLC	Ownership.....	100.000	Berkshire Hathaway Inc.NO.....	

53.21

ANNUAL STATEMENT FOR THE YEAR 2024 OF THE General Re Life Corporation

SCHEDULE Y

PART 1A - DETAIL OF INSURANCE HOLDING COMPANY SYSTEM

1	2	3	4	5	6	7	8	9	10	11	12	13	14	15	16
Group Code	Group Name	NAIC Company Code	ID Number	Federal RSSD	CIK	Name of Securities Exchange if Publicly Traded (U.S. or International)	Names of Parent, Subsidiaries Or Affiliates	Domiciliary Location	Relationship to Reporting Entity	Directly Controlled by (Name of Entity/Person)	Type of Control (Ownership, Board, Management, Attorney-in-Fact, Influence, Other)	If Control is Ownership Provide Percentage	Ultimate Controlling Entity(ies)/Person(s)	Is an SCA Filing Required? (Yes/No)	*
			98-0417848				COPI Europe Limited	.GBR	NIA	Maron Group Limited, The	Ownership	100.000	Berkshire Hathaway Inc.	NO	
			98-0416566				CE Casecan II, Inc.	.PHL	NIA	CE Casecan Ltd.	Ownership	100.000	Berkshire Hathaway Inc.	NO	
			98-0416566				CE Casecan Ltd.	.BMU	NIA	CalEnergy Pacific Holdings Corp.	Ownership	51.000	Berkshire Hathaway Inc.	NO	
			98-0416566				CE Casecan Ltd.	.BMU	NIA	CE International Investments, Inc.	Ownership	49.000	Berkshire Hathaway Inc.	NO	
							CE Casecan Water and Energy Company, Inc.	.PHL	NIA	CE Casecan II, Inc.	Ownership	70.000	Berkshire Hathaway Inc.	NO	
							CE Casecan Water and Energy Company, Inc.	.PHL	NIA	CE Casecan Ltd.	Ownership	15.000	Berkshire Hathaway Inc.	NO	
			13-3958010				CE Electric (NY), Inc.	.DE	NIA	Berkshire Hathaway Energy Company	Ownership	100.000	Berkshire Hathaway Inc.	NO	
							CE Electric Services Limited	.GBR	NIA	Northern Electric plc.	Ownership	100.000	Berkshire Hathaway Inc.	NO	
			47-0818523				CE Generation, LLC	.DE	NIA	BHE Geothermal, LLC	Ownership	100.000	Berkshire Hathaway Inc.	NO	
			77-0321525				CE Geothermal, Inc.	.DE	NIA	BHE Geothermal, LLC	Ownership	100.000	Berkshire Hathaway Inc.	NO	
			91-1758221				CE International Investments, Inc.	.DE	NIA	Berkshire Hathaway Energy Company	Ownership	100.000	Berkshire Hathaway Inc.	NO	
			27-1573694				CE Leathers Company	.CA	NIA	Magma Power Company	Ownership	100.000	Berkshire Hathaway Inc.	NO	
			98-0399102				CE Mahanagdong Ltd.	.BMU	NIA	CE International Investments, Inc.	Ownership	100.000	Berkshire Hathaway Inc.	NO	
							CE Philippines Ltd.	.BMU	NIA	CE International Investments, Inc.	Ownership	100.000	Berkshire Hathaway Inc.	NO	
			47-0812159				CE Turbo LLC	.DE	NIA	Magma Power Company	Ownership	100.000	Berkshire Hathaway Inc.	NO	
			42-1059101				CEI Equipment Company, LLC	.DE	NIA	R.C. Tway Company, LLC	Ownership	100.000	Berkshire Hathaway Inc.	NO	
			38-3979686				Centaurus Community Solar Gardens, LLC	.MN	NIA	Geronomo Community Solar Gardens Holding Company, LLC	Ownership	100.000	Berkshire Hathaway Inc.	NO	
			47-5289747				Centaurus CSG1, LLC	.MN	NIA	Centaurus Community Solar Gardens, LLC	Ownership	100.000	Berkshire Hathaway Inc.	NO	
			47-5312842				Centaurus CSG2, LLC	.MN	NIA	Centaurus Community Solar Gardens, LLC	Ownership	100.000	Berkshire Hathaway Inc.	NO	
			46-2621376				Centerline AHP Housing LLC	.NJ	NIA	AHP Housing Fund 30, LLC	Ownership	100.000	Berkshire Hathaway Inc.	NO	
			47-2421070				Centerville Senior Lofts, LLC	.IA	NIA	AHP Housing Fund 125, LLC	Ownership	99.990	Berkshire Hathaway Inc.	NO	
			98-1058493				Centra Industries Inc.	.CAN	NIA	Precision Castparts Corp.	Ownership	100.000	Berkshire Hathaway Inc.	NO	
			94-6000255				Central California Traction Company	.CA	NIA	BNSF Railway Company	Ownership	33.330	Berkshire Hathaway Inc.	NO	
							Central PowerGrid Limited	.GBR	NIA	Northern Electric plc.	Ownership	100.000	Berkshire Hathaway Inc.	NO	
0031	Berkshire Hathaway Group	34274	47-0591908				Central States Indemnity Co. of Omaha	.NE	IA	Central States of Omaha Companies, Inc.	Ownership	100.000	Berkshire Hathaway Inc.	NO	
			47-0600248				Central States of Omaha Companies, Inc.	.NE	NIA	Berkshire Hathaway Inc.	Ownership	92.000	Berkshire Hathaway Inc.	NO	
			45-2687152				Centralia Properties, L.P.	.IL	NIA	AHP Housing Fund 44, LLC	Ownership	99.990	Berkshire Hathaway Inc.	NO	
			20-0619730				Cerro Fabricated Products LLC	.DE	NIA	Maron Engineered Components Company	Ownership	100.000	Berkshire Hathaway Inc.	NO	
			37-1225456				Cerro Flow Products LLC	.DE	NIA	Inc.	Ownership	100.000	Berkshire Hathaway Inc.	NO	
			98-0597726				Cerro Precision Limited	.GBR	NIA	Maron Group Limited, The	Ownership	100.000	Berkshire Hathaway Inc.	NO	
			36-3114910				Cerro Trading Company LLC	.DE	NIA	Maron Holdings, Inc.	Ownership	100.000	Berkshire Hathaway Inc.	NO	
			36-3205325				Cerro Wire LLC	.DE	NIA	Inc.	Ownership	100.000	Berkshire Hathaway Inc.	NO	
			85-3513689				CerroZone LLC	.DE	NIA	Cerro Flow Products LLC	Ownership	100.000	Berkshire Hathaway Inc.	NO	
			06-1718484				CH Industries, Inc.	.SC	NIA	Wilbert, Inc.	Ownership	100.000	Berkshire Hathaway Inc.	NO	
			47-0691258				CH Transition Company LLC	.DE	NIA	Maron Retail Products, Inc.	Ownership	100.000	Berkshire Hathaway Inc.	NO	
							Changnam I.N.T. LTD	.KOR	NIA	Exponential Technology Group, Inc	Ownership	100.000	Berkshire Hathaway Inc.	NO	
			46-4872711				Charlestown Ropewalk, LLC	.MA	NIA	AHP Housing Fund 137, LLC	Ownership	99.000	Berkshire Hathaway Inc.	NO	
							Charter Brokerage Canada Corporation	.CAN	NIA	Charter Brokerage LLC	Ownership	100.000	Berkshire Hathaway Inc.	NO	
			71-1046366				Charter Brokerage Holdings Corp.	.DE	NIA	Berkshire Hathaway Inc.	Ownership	85.100	Berkshire Hathaway Inc.	NO	
			20-4888288				Charter Brokerage Holdings, LLC	.DE	NIA	Charter Brokerage Holdings Corp.	Ownership	100.000	Berkshire Hathaway Inc.	NO	
			05-0562792				Charter Brokerage LLC	.NY	NIA	Charter Brokerage Holdings, LLC	Ownership	100.000	Berkshire Hathaway Inc.	NO	
			20-1483560				Chemtool, LLC	.DE	NIA	The Lubrizol Corporation	Ownership	100.000	Berkshire Hathaway Inc.	NO	
							China Guangzhou Branch	.CHN	NIA	Duracell (China) Limited	Ownership	100.000	Berkshire Hathaway Inc.	NO	
			47-2707576				Chisago Community Solar 1, LLC	.DE	NIA	Geronomo Community Solar Gardens, LLC	Ownership	100.000	Berkshire Hathaway Inc.	NO	
			47-2741432				Chisago Community Solar 2, LLC	.DE	NIA	Geronomo Community Solar Gardens, LLC	Ownership	100.000	Berkshire Hathaway Inc.	NO	
			47-2749933				Chisago Community Solar 3, LLC	.DE	NIA	Geronomo Community Solar Gardens, LLC	Ownership	100.000	Berkshire Hathaway Inc.	NO	

53.22

ANNUAL STATEMENT FOR THE YEAR 2024 OF THE General Re Life Corporation

SCHEDULE Y

PART 1A - DETAIL OF INSURANCE HOLDING COMPANY SYSTEM

1	2	3	4	5	6	7	8	9	10	11	12	13	14	15	16
Group Code	Group Name	NAIC Company Code	ID Number	Federal RSSD	CIK	Name of Securities Exchange if Publicly Traded (U.S. or International)	Names of Parent, Subsidiaries Or Affiliates	Domiciliary Location	Relationship to Reporting Entity	Directly Controlled by (Name of Entity/Person)	Type of Control (Ownership, Board, Management, Attorney-in-Fact, Influence, Other)	If Control is Ownership Provide Percentage	Ultimate Controlling Entity(ies)/Person(s)	Is an SCA Filing Required? (Yes/No)	*
			47-2778958				Chisago Community Solar 4, LLC	DE	NIA	Geronomo Community Solar Gardens, LLC	Ownership	100.000	Berkshire Hathaway Inc.	NO	
			47-2692444				Chisago Community Solar Gardens, LLC	DE	NIA	Geronomo Community Solar Gardens, LLC	Ownership	100.000	Berkshire Hathaway Inc.	NO	
							Chore-Time Brock Holding B.V.	NLD	NIA	CTB, Inc. ("CTB")	Ownership	100.000	Berkshire Hathaway Inc.	NO	
							Chore-Time Brock Ltda.	BRA	NIA	CTB Credit Corp.	Ownership	1.000	Berkshire Hathaway Inc.	NO	
							Chore-Time Brock Ltda.	BRA	NIA	CTB, Inc. ("CTB")	Ownership	99.000	Berkshire Hathaway Inc.	NO	
							Chore-Time Ede B.V.	NLD	NIA	Volito Group B.V.	Ownership	100.000	Berkshire Hathaway Inc.	NO	
							Chore-Time Europe B.V.	NLD	NIA	CTB Legacy Holding B.V.	Ownership	100.000	Berkshire Hathaway Inc.	NO	
							Chore-Time Europe Sp. Z.o.o.	POL	NIA	Chore-Time Europe B.V.	Ownership	100.000	Berkshire Hathaway Inc.	NO	
			27-3510043				Christian County Rural Housing, LP	MO	NIA	AHP Housing Fund 104, LLC	Ownership	98.990	Berkshire Hathaway Inc.	NO	
			46-0599408				Church Point Housing, LP	LA	NIA	AHP Housing Fund 70, LLC	Ownership	99.990	Berkshire Hathaway Inc.	NO	
			27-3475637				CHVT Motors, LLC	DE	NIA	Berkshire Hathaway Automotive Inc.	Ownership	96.840	Berkshire Hathaway Inc.	NO	
			27-3475637				CHVT Motors, LLC	DE	NIA	BHA Minority Interest Holdco, Inc.	Ownership	3.000	Berkshire Hathaway Inc.	NO	
			45-3677422				Cine, LP	IN	NIA	AHP Housing Fund 75, LLC	Ownership	99.990	Berkshire Hathaway Inc.	NO	
			98-1641714				Citiwide Consultants Limited	HKG	NIA	Anchorbouy Ltd	Ownership	100.000	Berkshire Hathaway Inc.	NO	
			71-1000853				CJ Peete I, LLC	LA	NIA	AHP Housing Fund 170, LLC	Ownership	99.990	Berkshire Hathaway Inc.	NO	
			20-8392004				CJE II	NV	NIA	TTI, Inc.	Ownership	100.000	Berkshire Hathaway Inc.	NO	
			20-0434690				Claims Services, Inc.	TX	NIA	McLane Company, Inc.	Ownership	100.000	Berkshire Hathaway Inc.	NO	
			81-2711480				Claremore - GMC LP	OK	NIA	AHP Housing Fund 155, LLC	Ownership	99.990	Berkshire Hathaway Inc.	NO	
			46-2314043				Clayton Education Corp.	TN	NIA	CMH Capital, Inc.	Ownership	100.000	Berkshire Hathaway Inc.	NO	
			62-1671360				Clayton Homes, Inc.	DE	NIA	Berkshire Hathaway Inc.	Ownership	100.000	Berkshire Hathaway Inc.	NO	
			62-1362749				Clayton Properties Group, Inc.	TN	NIA	CMH Capital, Inc.	Ownership	100.000	Berkshire Hathaway Inc.	NO	
			20-2043037				Clayton Supply, Inc.	TN	NIA	Southern Energy Homes, Inc.	Ownership	100.000	Berkshire Hathaway Inc.	NO	
			82-2139998				Clayton, Inc.	NV	NIA	CMH Services, Inc.	Ownership	100.000	Berkshire Hathaway Inc.	NO	
			47-1615714				CLDC Alton, LP	TX	NIA	AHP Housing Fund 87, LLC	Ownership	99.990	Berkshire Hathaway Inc.	NO	
			51-0315938				CMH Capital, Inc.	DE	NIA	Clayton Homes, Inc.	Ownership	100.000	Berkshire Hathaway Inc.	NO	
			62-1225153				CMH Homes, Inc.	TN	NIA	CMH Capital, Inc.	Ownership	100.000	Berkshire Hathaway Inc.	NO	
			20-0754735				CMH Manufacturing West, Inc.	NV	NIA	CMH Capital, Inc.	Ownership	100.000	Berkshire Hathaway Inc.	NO	
			56-1585294				CMH Manufacturing, Inc.	TN	NIA	CMH Capital, Inc.	Ownership	100.000	Berkshire Hathaway Inc.	NO	
			85-3845747				CMH Real Estate, LLC	TN	NIA	CMH Homes, Inc.	Ownership	100.000	Berkshire Hathaway Inc.	NO	
			92-1228398				CMH Services Aviation, Inc.	TN	NIA	CMH Services, Inc.	Ownership	100.000	Berkshire Hathaway Inc.	NO	
			62-1640988				CMH Services, Inc.	TN	NIA	Clayton Homes, Inc.	Ownership	100.000	Berkshire Hathaway Inc.	NO	
			63-1140284				CMH Transport, Inc.	AL	NIA	Southern Energy Homes, Inc.	Ownership	100.000	Berkshire Hathaway Inc.	NO	
			38-3752675				CMPC Transition LLC	DE	NIA	Marmon Engineered Components Company	Ownership	100.000	Berkshire Hathaway Inc.	NO	
			93-2761115				CO Pagosa Springs 2023, LP	CO	NIA	AHP Housing Fund 364, LLC	Ownership	99.990	Berkshire Hathaway Inc.	NO	
			81-5347233				Cochise Villas, LP	AZ	NIA	AHP Housing Fund 152, LLC	Ownership	99.990	Berkshire Hathaway Inc.	NO	
			80-0922218				Coffelt-Lamoreaux, LLC	WI	NIA	AHP Housing Fund 105, LLC	Ownership	99.990	Berkshire Hathaway Inc.	NO	
			62-1810620				Coil Master Corporation	TN	NIA	Marmon Tubing, Fittings & Wire Products, Inc.	Ownership	100.000	Berkshire Hathaway Inc.	NO	
			81-5103352				Colson Medical Sales International, Inc.	DE	NIA	Acumed, LLC	Ownership	100.000	Berkshire Hathaway Inc.	NO	
			84-2860690				Colson Medical, LLC	DE	NIA	Crown Holdco One, Inc.	Ownership	50.000	Berkshire Hathaway Inc.	NO	
			84-2860690				Colson Medical, LLC	DE	NIA	Crown Holdco Two, Inc.	Ownership	10.000	Berkshire Hathaway Inc.	NO	
0031	Berkshire Hathaway Group	27812	47-0530077				Columbia Insurance Company	NE	IA	BH Columbia Inc.	Ownership	100.000	Berkshire Hathaway Inc.	NO	
			88-0158034				Commsite, Inc.	NV	NIA	Nevada Power Company	Ownership	100.000	Berkshire Hathaway Inc.	NO	
			74-3245926				Complementary Coatings Corp.	NY	NIA	Benjamin Moore & Co.	Ownership	100.000	Berkshire Hathaway Inc.	NO	
							Compona AG	CHE	NIA	TTI, Inc.	Ownership	100.000	Berkshire Hathaway Inc.	NO	
			95-3633752				Composites Horizons, LLC	DE	NIA	AIPCF V CHI Blocker Inc.	Ownership	19.191	Berkshire Hathaway Inc.	NO	
			95-3633752				Composites Horizons, LLC	DE	NIA	Precision Castparts Corp.	Ownership	80.809	Berkshire Hathaway Inc.	NO	
			04-2860648				Comtran Cable LLC	IA	NIA	Marmon Wire & Cable, Inc.	Ownership	100.000	Berkshire Hathaway Inc.	NO	
							Confeciones Chalchuapa, S.A. de C.V.	SLV	NIA	Garan Manufacturing Corp.	Ownership	100.000	Berkshire Hathaway Inc.	NO	

53.23

ANNUAL STATEMENT FOR THE YEAR 2024 OF THE General Re Life Corporation

SCHEDULE Y

PART 1A - DETAIL OF INSURANCE HOLDING COMPANY SYSTEM

1	2	3	4	5	6	7	8	9	10	11	12	13	14	15	16
Group Code	Group Name	NAIC Company Code	ID Number	Federal RSSD	CIK	Name of Securities Exchange if Publicly Traded (U.S. or International)	Names of Parent, Subsidiaries Or Affiliates	Domi-ciliary Location	Relation-ship to Reporting Entity	Directly Controlled by (Name of Entity/Person)	Type of Control (Ownership, Board, Management, Attorney-in-Fact, Influence, Other)	If Control is Ownership Provide Percentage	Ultimate Controlling Entity(ies)/Person(s)	Is an SCA Filing Re-quired? (Yes/No)	*
			80-0077718				Confecciones Cuscatlecas, S.A. de C.V.SLV	NIA	Garan Manufacturing Corp.	Ownership	100.000	Berkshire Hathaway Inc.	NO	
			80-0077718				Confecciones Dos Caminos, D. De.R.L. de C.V.HND	NIA	Union Sales,LLC.	Ownership	2.000	Berkshire Hathaway Inc.	NO	
			80-0077718				Confecciones Dos Caminos, D. De.R.L. de C.V.HND	NIA	Union Underwear Company, Inc.	Ownership	98.000	Berkshire Hathaway Inc.	NO	
			98-0201656				Consteel Technical Services, Ltd.GBR	NIA	W&W-AFCO Steel LLC	Ownership	100.000	Berkshire Hathaway Inc.	NO	
			74-2654855				Consumer Value Products, Inc.TX	NIA	McLane Company, Inc.	Ownership	100.000	Berkshire Hathaway Inc.	NO	
0031	Berkshire Hathaway Group	35939	84-0769120				Continental Divide Insurance Company	.CO	IA	National Indemnity Company	Ownership	100.000	Berkshire Hathaway Inc.	NO	
							Controladora Fruit of the Loom S.A. de C.V.MEX	NIA	Fruit of the Loom Trading Company	Ownership	99.999	Berkshire Hathaway Inc.	NO	
							Controladora Fruit of the Loom S.A. de C.V.MEX	NIA	Union Sales,LLC.	Ownership	0.001	Berkshire Hathaway Inc.	NO	
			83-2242872				Cook Road AAL LP	.IN	NIA	AHP Housing Fund 209, LLC	Ownership	99.990	Berkshire Hathaway Inc.	NO	
			42-1488428				Cordova Energy Company LLC	.DE	NIA	BHE Geothermal, LLC	Ownership	100.000	Berkshire Hathaway Inc.	NO	
			98-0403045				Cornelius (Tianjin) Co. Ltd.CHN	NIA	Cornelius Tianjin Holdings LLC	Ownership	100.000	Berkshire Hathaway Inc.	NO	
							Cornelius Australia Pty Ltd.AUS	NIA	Marmon Food, Beverage & Water Technologies Company LLC	Ownership	100.000	Berkshire Hathaway Inc.	NO	
							Cornelius Beverage Technologies Belgium NV ..	.BEL	NIA	Marmon Foodservice Technologies, Inc.	Ownership	0.250	Berkshire Hathaway Inc.	NO	
							Cornelius Beverage Technologies Belgium NV ..	.BEL	NIA	Marmon Beverage Technologies, Inc.	Ownership	99.750	Berkshire Hathaway Inc.	NO	
			98-0161129				Cornelius Deutschland GmbH	.DEU	NIA	Marmon Food, Beverage & Water Technologies Company LLC	Ownership	95.000	Berkshire Hathaway Inc.	NO	
			98-0161129				Cornelius Deutschland GmbH	.DEU	NIA	Marmon Foodservice Technologies, Inc.	Ownership	5.000	Berkshire Hathaway Inc.	NO	
							Cornelius Hellas SA	.GRC	NIA	Marmon Foodservice Technologies UK Limited	Ownership	100.000	Berkshire Hathaway Inc.	NO	
							Cornelius Italia S.r.l.ITA	NIA	Marmon Food, Beverage & Water Technologies Company LLC	Ownership	100.000	Berkshire Hathaway Inc.	NO	
							Cornelius Latino Americana SA de CV	.MEX	NIA	Marmon Foodservice Technologies, Inc.	Ownership	99.999	Berkshire Hathaway Inc.	NO	
							Cornelius Latino Americana SA de CV	.MEX	NIA	Marmon Beverage Technologies, Inc.	Ownership	0.001	Berkshire Hathaway Inc.	NO	
							Cornelius Manufacturing de Mexico SA de CV ..	.MEX	NIA	Marmon Beverage Technologies, Inc.	Ownership	99.990	Berkshire Hathaway Inc.	NO	
							Cornelius Manufacturing de Mexico SA de CV ..	.MEX	NIA	Marmon Retail Technologies Company	Ownership	0.010	Berkshire Hathaway Inc.	NO	
							Cornelius RUS LLC	.RUS	NIA	Marmon Foodservice Technologies, Inc.	Ownership	100.000	Berkshire Hathaway Inc.	NO	
							Cornelius RUS LLC	.RUS	NIA	Marmon Foodservice Technologies, Inc.	Ownership	100.000	Berkshire Hathaway Inc.	NO	
			46-4107454				Cornelius Tianjin Holdings LLC	.DE	NIA	Marmon Food, Beverage & Water Technologies Company LLC	Ownership	100.000	Berkshire Hathaway Inc.	NO	
			14-1543982				CORT Business Services Corporation	.DE	NIA	Berkshire Hathaway Inc.	Ownership	100.000	Berkshire Hathaway Inc.	NO	
							CORT BUSINESS SERVICES UK, LTD	.GBR	NIA	CORT Business Services Corporation	Ownership	100.000	Berkshire Hathaway Inc.	NO	
							Corvus Community Solar, LLC	.MN	NIA	Geronomo Community Solar Gardens Holding Company, LLC	Ownership	100.000	Berkshire Hathaway Inc.	NO	
			37-1784940				Corvus CSG1, LLC	.MN	NIA	Corvus Community Solar, LLC	Ownership	100.000	Berkshire Hathaway Inc.	NO	
			35-2534495				Corvus CSG2, LLC	.MN	NIA	Corvus Community Solar, LLC	Ownership	100.000	Berkshire Hathaway Inc.	NO	
			36-4811265				Corvus CSG3, LLC	.MN	NIA	Corvus Community Solar, LLC	Ownership	100.000	Berkshire Hathaway Inc.	NO	
			35-2534742				Corvus CSG4, LLC	.MN	NIA	Corvus Community Solar, LLC	Ownership	100.000	Berkshire Hathaway Inc.	NO	
			32-0467964				Corvus CSG5, LLC	.MN	NIA	Corvus Community Solar, LLC	Ownership	100.000	Berkshire Hathaway Inc.	NO	
							Cosy Electronics GmbH	.DEU	NIA	Compona AG	Ownership	100.000	Berkshire Hathaway Inc.	NO	
			26-3138755				Council Tower Senior Apartments, LP	.MO	NIA	AHP Housing Fund 118, LLC	Ownership	99.960	Berkshire Hathaway Inc.	NO	
			46-5176788				Cove Point GP Holding Company, LLC	.DE	NIA	Eastern MLP Holding Company II, LLC	Ownership	100.000	Berkshire Hathaway Inc.	NO	
			51-0363076				Cove Point LNG, LP	.DE	NIA	Eastern MLP Holding Company II, LLC	Ownership	75.000	Berkshire Hathaway Inc.	NO	
0031	Berkshire Hathaway Group	13027	26-1168626				Covington Specialty Insurance Company	.NH	IA	RSUI Indemnity Company	Ownership	100.000	Berkshire Hathaway Inc.	NO	
			86-2887449				CPM Development, LLC	.TX	NIA	Nebraska Furniture Mart, Inc.	Ownership	100.000	Berkshire Hathaway Inc.	NO	
			36-4818226				Crater Community Solar Gardens, LLC	.MN	NIA	Geronomo Community Solar Gardens Holding Company, LLC	Ownership	100.000	Berkshire Hathaway Inc.	NO	
			35-2544152				Crater CSG1, LLC	.MN	NIA	Crater Community Solar Gardens, LLC	Ownership	100.000	Berkshire Hathaway Inc.	NO	

53.24

ANNUAL STATEMENT FOR THE YEAR 2024 OF THE General Re Life Corporation

SCHEDULE Y

PART 1A - DETAIL OF INSURANCE HOLDING COMPANY SYSTEM

1	2	3	4	5	6	7	8	9	10	11	12	13	14	15	16
Group Code	Group Name	NAIC Company Code	ID Number	Federal RSSD	CIK	Name of Securities Exchange if Publicly Traded (U.S. or International)	Names of Parent, Subsidiaries Or Affiliates	Domiciliary Location	Relationship to Reporting Entity	Directly Controlled by (Name of Entity/Person)	Type of Control (Ownership, Board, Management, Attorney-in-Fact, Influence, Other)	If Control is Ownership Provide Percentage	Ultimate Controlling Entity(ies)/Person(s)	Is an SCA Filing Required? (Yes/No)	*
.0031	Berkshire Hathaway Group	82880	38-3982164				Crater CSG2, LLC	..MN.....	..NIA.....	Crater Community Solar Gardens, LLC	Ownership.....	100.000	Berkshire Hathaway Inc.	..NO.....	
			36-4818226				Crater CSG3, LLC	..MN.....	..NIA.....	Crater Community Solar Gardens, LLC	Ownership.....	100.000	Berkshire Hathaway Inc.	..NO.....	
			75-2827245				Crest Cadillac II, LLC	..DE.....	..NIA.....	Berkshire Hathaway Automotive Inc.	Ownership.....	82.840	Berkshire Hathaway Inc.	..NO.....	
			75-2827244				Crest Infiniti II, LLC	..DE.....	..NIA.....	Berkshire Hathaway Automotive Inc.	Ownership.....	82.840	Berkshire Hathaway Inc.	..NO.....	
			99-4946734				Crestview Cottages JV, LLC	..AL.....	..NIA.....	Clayton Properties Group, Inc.	Ownership.....	50.000	Berkshire Hathaway Inc.	..NO.....	
			74-2288632				Criterion Insurance Agency, Inc.	..TX.....	..NIA.....	GEICO Indemnity Company	Ownership.....	100.000	Berkshire Hathaway Inc.	..NO.....	
			98-0450032				Cross Creek de Honduras, SA de CV	..HND.....	..NIA.....	RLA Mfg. SRL	Ownership.....	99.990	Berkshire Hathaway Inc.	..NO.....	
			98-0450032				Cross Creek de Honduras, SA de CV	..HND.....	..NIA.....	Union Sales,LLC.	Ownership.....	0.010	Berkshire Hathaway Inc.	..NO.....	
			30-1168280				Crowd Supply, LLC	..DE.....	..NIA.....	Mouser Electronics, Inc.	Ownership.....	100.000	Berkshire Hathaway Inc.	..NO.....	
			37-1205269				Crown Automotive, LLC	..DE.....	..NIA.....	Berkshire Hathaway Automotive Inc.	Ownership.....	84.840	Berkshire Hathaway Inc.	..NO.....	
			37-1205269				Crown Automotive, LLC	..DE.....	..NIA.....	BHA Minority Interest Holdco, Inc.	Ownership.....	15.000	Berkshire Hathaway Inc.	..NO.....	
			84-2424712				Crown Holdco One, Inc.	..DE.....	..NIA.....	Crown Parent, Inc.	Ownership.....	100.000	Berkshire Hathaway Inc.	..NO.....	
			84-2412327				Crown Holdco Two, Inc.	..DE.....	..NIA.....	Marmon Holdings, Inc.	Ownership.....	100.000	Berkshire Hathaway Inc.	..NO.....	
			46-3299318				Crown Motors, LLC	..DE.....	..NIA.....	Berkshire Hathaway Automotive Inc.	Ownership.....	84.840	Berkshire Hathaway Inc.	..NO.....	
			46-3299318				Crown Motors, LLC	..DE.....	..NIA.....	BHA Minority Interest Holdco, Inc.	Ownership.....	15.000	Berkshire Hathaway Inc.	..NO.....	
			84-2433949				Crown Parent, Inc.	..DE.....	..NIA.....	Marmon Holdings, Inc.	Ownership.....	100.000	Berkshire Hathaway Inc.	..NO.....	
			47-1367633				Crystal Drive Services, LLC	..FL.....	..NIA.....	Wilbert Funeral Services, Inc.	Ownership.....	100.000	Berkshire Hathaway Inc.	..NO.....	
			86-0287520				CSI Life Insurance Company	..NE.....	..IA.....	Central States Indemnity Co. of Omaha	Ownership.....	100.000	Berkshire Hathaway Inc.	..NO.....	
			47-0591908				CSI Processing, LLC	..NE.....	..NIA.....	Central States Indemnity Co. of Omaha	Ownership.....	100.000	Berkshire Hathaway Inc.	..NO.....	
			93-3995813				CSL Creedmoor, LP	..TX.....	..NIA.....	AHP Housing Fund 365, LLC	Ownership.....	99.980	Berkshire Hathaway Inc.	..NO.....	
			35-1551808				CTB Credit Corp.	..IN.....	..NIA.....	CTB, Inc. ("CTB")	Ownership.....	100.000	Berkshire Hathaway Inc.	..NO.....	
							CTB Denmark Holding ApS	..DNK.....	..NIA.....	CTB Legacy Holding B.V.	Ownership.....	100.000	Berkshire Hathaway Inc.	..NO.....	
							CTB International Corp. ("CTBI")	..IN.....	..NIA.....	Berkshire Hathaway Inc.	Ownership.....	100.000	Berkshire Hathaway Inc.	..NO.....	
							CTB Investment Holdings Inc	..IN.....	..NIA.....	CTB, Inc. ("CTB")	Ownership.....	100.000	Berkshire Hathaway Inc.	..NO.....	
							CTB IW	..IN.....	..NIA.....	CTB, Inc. ("CTB")	Ownership.....	100.000	Berkshire Hathaway Inc.	..NO.....	
							CTB Legacy Holding B.V.	..NLD.....	..NIA.....	Chore-Time Brock Holding B.V.	Ownership.....	100.000	Berkshire Hathaway Inc.	..NO.....	
							CTB Malaysia Sdn. Bhd.	..MYS.....	..NIA.....	Chore-Time Brock Holding B.V.	Ownership.....	0.010	Berkshire Hathaway Inc.	..NO.....	
							CTB Malaysia Sdn. Bhd.	..MYS.....	..NIA.....	Roxell BV	Ownership.....	99.990	Berkshire Hathaway Inc.	..NO.....	
							CTB Midwest Inc.	..IN.....	..NIA.....	CTB, Inc. ("CTB")	Ownership.....	100.000	Berkshire Hathaway Inc.	..NO.....	
							CTB MN Invest Co., Inc.	..IN.....	..NIA.....	CTB, Inc. ("CTB")	Ownership.....	100.000	Berkshire Hathaway Inc.	..NO.....	
							CTB Technology Holding Inc	..IN.....	..NIA.....	CTB, Inc. ("CTB")	Ownership.....	100.000	Berkshire Hathaway Inc.	..NO.....	
							CTB Verwaltung GmbH	..DEU.....	..NIA.....	CTB Legacy Holding B.V.	Ownership.....	94.900	Berkshire Hathaway Inc.	..NO.....	
							CTB Verwaltung GmbH	..DEU.....	..NIA.....	CTB, Inc. ("CTB")	Ownership.....	5.100	Berkshire Hathaway Inc.	..NO.....	
							CTB, Inc. ("CTB")	..IN.....	..NIA.....	CTB International Corp. ("CTBI")	Ownership.....	100.000	Berkshire Hathaway Inc.	..NO.....	
							CTRE, L.L.C.	..DE.....	..NIA.....	PCRE, L.L.C.	Ownership.....	100.000	Berkshire Hathaway Inc.	..NO.....	
							CTVT Motors, LLC	..DE.....	..NIA.....	Berkshire Hathaway Automotive Inc.	Ownership.....	78.840	Berkshire Hathaway Inc.	..NO.....	
							CTVT Motors, LLC	..DE.....	..NIA.....	BHA Minority Interest Holdco, Inc.	Ownership.....	3.000	Berkshire Hathaway Inc.	..NO.....	
							Cuanbac Limited	..IRL.....	..NIA.....	Anchorbuoy Ltd	Ownership.....	100.000	Berkshire Hathaway Inc.	..NO.....	
							Cuanbac Ltd (UK)	..GBR.....	..NIA.....	Anchorbuoy Ltd	Ownership.....	100.000	Berkshire Hathaway Inc.	..NO.....	
							Cuanbac Spain S.L.U	..ESP.....	..NIA.....	Anchorbuoy Ltd	Ownership.....	100.000	Berkshire Hathaway Inc.	..NO.....	
							Cullen Housing, Limited Partnership	..MA.....	..NIA.....	AHP Housing Fund 220, LLC	Ownership.....	99.990	Berkshire Hathaway Inc.	..NO.....	
							Cumberland Asset Management, Inc.	..DE.....	..NIA.....	Russell Brands, LLC	Ownership.....	4.000	Berkshire Hathaway Inc.	..NO.....	
							Cumberland Asset Management, Inc.	..DE.....	..NIA.....	Russell Brands, LLC	Ownership.....	96.000	Berkshire Hathaway Inc.	..NO.....	
							Cutting Tools Holdings, LLC	..DE.....	..NIA.....	ITTI Investment Holdings Inc.	Ownership.....	90.000	Berkshire Hathaway Inc.	..NO.....	
							Cutting Tools, LLC	..KY.....	..NIA.....	Cutting Tools Holdings, LLC	Ownership.....	100.000	Berkshire Hathaway Inc.	..NO.....	
							Cypress Insurance Company	..CA.....	..IA.....	National Indemnity Company	Ownership.....	100.000	Berkshire Hathaway Inc.	..NO.....	
			.0031	Berkshire Hathaway Group	10855	95-6042929				D.C. Properties Ltd.	..CAN.....	..NIA.....	IMC International Metalworking Companies Inc.	Ownership.....	100.000

53.25

ANNUAL STATEMENT FOR THE YEAR 2024 OF THE General Re Life Corporation

SCHEDULE Y

PART 1A - DETAIL OF INSURANCE HOLDING COMPANY SYSTEM

1	2	3	4	5	6	7	8	9	10	11	12	13	14	15	16
Group Code	Group Name	NAIC Company Code	ID Number	Federal RSSD	CIK	Name of Securities Exchange if Publicly Traded (U.S. or International)	Names of Parent, Subsidiaries Or Affiliates	Domiciliary Location	Relationship to Reporting Entity	Directly Controlled by (Name of Entity/Person)	Type of Control (Ownership, Board, Management, Attorney-in-Fact, Influence, Other)	If Control is Ownership Provide Percentage	Ultimate Controlling Entity(ies)/Person(s)	Is an SCA Filing Required? (Yes/No)	*
			75-2546832				D.C.C. Properties s.r.o.	.CZE	NIA	IMC International Metalworking Companies Inc.	Ownership	100.000	Berkshire Hathaway Inc.	NO	
			42-1329691				D.I. Properties Inc.	.TX	NIA	ITTI Group USA Holdings, Inc.	Ownership	100.000	Berkshire Hathaway Inc.	NO	
			46-4361381				Dairy Queen Canada, Inc.	.CAN	NIA	International Dairy Queen, Inc.	Ownership	100.000	Berkshire Hathaway Inc.	NO	
			82-3179006				Dakota Dunes Development Company	.IA	NIA	Midwest Capital Group, Inc.	Ownership	100.000	Berkshire Hathaway Inc.	NO	
			37-1733462				Dalcor Castle Woods, LTD	.FL	NIA	AHP Housing Fund 63, LLC	Ownership	99.990	Berkshire Hathaway Inc.	NO	
			46-4487667				Dalcor Gessner, LTD	.TX	NIA	AHP Housing Fund 191, LLC	Ownership	99.990	Berkshire Hathaway Inc.	NO	
			81-3301251				Dalcor Reef Club, Ltd	.FL	NIA	AHP Housing Fund 39, LLC	Ownership	99.990	Berkshire Hathaway Inc.	NO	
			47-4978888				Dalcor Ridge Club, LTD	.FL	NIA	AHP Housing Fund 64, LLC	Ownership	99.990	Berkshire Hathaway Inc.	NO	
			95-3310905				Dalcor Skyline, LTD	.TX	NIA	AHP Housing Fund 103, LLC	Ownership	99.990	Berkshire Hathaway Inc.	NO	
			74-2863386				Dalcor Williamsburg, LTD	.TX	NIA	AHP Housing Fund 80, LLC	Ownership	99.990	Berkshire Hathaway Inc.	NO	
			74-2509522				Daniels-Head Insurance Agency Inc. CA	.CA	NIA	Daniels-Head Insurance Agency Inc. TX	Ownership	100.000	Berkshire Hathaway Inc.	NO	
							Daniels-Head Insurance Agency Inc. TX	.TX	NIA	Daniels-Head Management Corporation	Ownership	100.000	Berkshire Hathaway Inc.	NO	
							Daniels-Head Management Corporation	.TX	NIA	The Medical Protective Company	Ownership	100.000	Berkshire Hathaway Inc.	NO	
							Darling, L. A., S.A. de C.V.	.MEX	NIA	L. A. Darling Company LLC	Ownership	99.999	Berkshire Hathaway Inc.	NO	
							Darling, L. A., S.A. de C.V.	.MEX	NIA	Thorco Industries LLC	Ownership	0.001	Berkshire Hathaway Inc.	NO	
			92-2821915				DBBH Motors LLC	.DE	NIA	Berkshire Hathaway Automotive Inc.	Ownership	89.840	Berkshire Hathaway Inc.	NO	
			26-4443107				DBVT Motors, LLC	.DE	NIA	Berkshire Hathaway Automotive Inc.	Ownership	89.840	Berkshire Hathaway Inc.	NO	
			42-0222965				DCCO Inc.	.MN	NIA	Midwest Capital Group, Inc.	Ownership	100.000	Berkshire Hathaway Inc.	NO	
			39-0735637				DCI Marketing, Inc.	.WI	NIA	Marmon Retail Technologies Company	Ownership	100.000	Berkshire Hathaway Inc.	NO	
							DDI Batteries Mexico S.de R.L. de C.V.	.MEX	NIA	Duracell Distributing LLC	Ownership	0.010	Berkshire Hathaway Inc.	NO	
							DDI Batteries Mexico S.de R.L. de C.V.	.MEX	NIA	Duracell International Operations Sarl	Ownership	98.410	Berkshire Hathaway Inc.	NO	
							DDI Batteries Mexico S.de R.L. de C.V.	.MEX	NIA	Duracell U.S. Holding LLC	Ownership	1.580	Berkshire Hathaway Inc.	NO	
							DDI Batteries Mexico Services S. de R.L. de C.V.	.MEX	NIA	Duracell Distributing LLC	Ownership	0.030	Berkshire Hathaway Inc.	NO	
							DDI Batteries Mexico Services S. de R.L. de C.V.	.MEX	NIA	Duracell International Operations Sarl	Ownership	99.970	Berkshire Hathaway Inc.	NO	
			90-1900478				Decatur Custom Tool, LLC	.DE	NIA	ITTI Investment Holdings Inc.	Ownership	51.000	Berkshire Hathaway Inc.	NO	
			45-5028590				Deer Path SLF, LLC	.IL	NIA	AHP Housing Fund 4, LLC	Ownership	99.990	Berkshire Hathaway Inc.	NO	
			30-0888063				Deer Valley Assisted Living Facility, LLC	.DE	NIA	AHP Housing Fund 129, LLC	Ownership	99.990	Berkshire Hathaway Inc.	NO	
			20-1865233				Dekorun Unitherm LLC	.DE	NIA	Marmon Wire & Cable, Inc.	Ownership	100.000	Berkshire Hathaway Inc.	NO	
			20-1876801				Dekorun Wire and Cable LLC	.DE	NIA	Marmon Wire & Cable, Inc.	Ownership	100.000	Berkshire Hathaway Inc.	NO	
			27-1573463				Del Ranch Company	.CA	NIA	Magma Power Company	Ownership	100.000	Berkshire Hathaway Inc.	NO	
			30-0883354				Delphinus Community Solar Gardens, LLC	.MN	NIA	Geronomo Community Solar Gardens Holding Company, LLC	Ownership	100.000	Berkshire Hathaway Inc.	NO	
			47-5222259				Delphinus CSG1, LLC	.MN	NIA	Delphinus Community Solar Gardens, LLC	Ownership	100.000	Berkshire Hathaway Inc.	NO	
			47-5234717				Delphinus CSG2, LLC	.MN	NIA	Delphinus Community Solar Gardens, LLC	Ownership	100.000	Berkshire Hathaway Inc.	NO	
			47-3984792				Denver Rental, LLC	.CO	NIA	Kentwood, LLC	Ownership	100.000	Berkshire Hathaway Inc.	NO	
			33-0335627				Desert Valley Company	.CA	NIA	Magma Power Company	Ownership	100.000	Berkshire Hathaway Inc.	NO	
			46-2501893				Desert Willow Apartments, LLC	.AZ	NIA	AHP Housing Fund 82, LLC	Ownership	99.990	Berkshire Hathaway Inc.	NO	
			85-3337344				DesertLink Investments, LLC	.NV	NIA	NV Energy, Inc.	Ownership	100.000	Berkshire Hathaway Inc.	NO	
			20-1997283				Designed Metal Connections, Inc.	.DE	NIA	Permaswage Holdings, Inc.	Ownership	100.000	Berkshire Hathaway Inc.	NO	
							Detlev Louis AG	.CHE	NIA	Detlev Louis Motorrad-Vertriebsgesellschaft GmbH	Ownership	100.000	Berkshire Hathaway Inc.	NO	
							Detlev Louis B.V.	.NLD	NIA	Detlev Louis Motorrad-Vertriebsgesellschaft GmbH	Ownership	100.000	Berkshire Hathaway Inc.	NO	
							Detlev Louis Motorrad-Vertriebs GmbH	.AUT	NIA	Detlev Louis Motorrad-Vertriebsgesellschaft GmbH	Ownership	100.000	Berkshire Hathaway Inc.	NO	
							Detlev Louis Motorrad-Vertriebsgesellschaft GmbH	.DEU	NIA	Berkshire Hathaway Inc.	Ownership	100.000	Berkshire Hathaway Inc.	NO	

ANNUAL STATEMENT FOR THE YEAR 2024 OF THE General Re Life Corporation

SCHEDULE Y

PART 1A - DETAIL OF INSURANCE HOLDING COMPANY SYSTEM

1	2	3	4	5	6	7	8	9	10	11	12	13	14	15	16
Group Code	Group Name	NAIC Company Code	ID Number	Federal RSSD	CIK	Name of Securities Exchange if Publicly Traded (U.S. or International)	Names of Parent, Subsidiaries Or Affiliates	Domi-ciliary Location	Relation-ship to Reporting Entity	Directly Controlled by (Name of Entity/Person)	Type of Control (Ownership, Board, Management, Attorney-in-Fact, Influence, Other)	If Control is Ownership Provide Percentage	Ultimate Controlling Entity(ies)/Person(s)	Is an SCA Filing Re-quired? (Yes/No)	*
			45-4422417				DHI-Kachina Apartments, LLC	.AZ	NIA	AHP Housing Fund 8, LLC	Ownership	99.990	Berkshire Hathaway Inc.	NO	
			71-0975197				Diamond Technology Innovations, Inc.	.WA	NIA	BKI Oldco Inc.	Ownership	100.000	Berkshire Hathaway Inc.	NO	
			95-2833111				Dickson Testing Co., Inc.	.CA	NIA	Precision Castparts Corp.	Ownership	100.000	Berkshire Hathaway Inc.	NO	
							Distribuidora Fruit of the Loom S.A. de C.V.			Controladora Fruit of the Loom S.A. de C.V.					
							Distribuidora Fruit of the Loom S.A. de C.V.	.MEX	NIA		Ownership	99.999	Berkshire Hathaway Inc.	NO	
			38-3847182				DL Trading Holdings I, Inc.	.MEX	NIA	Union Sales,LLC.	Ownership	0.001	Berkshire Hathaway Inc.	NO	
			84-1616108				DL Trading, Ltd.	.DE	NIA	Charter Brokerage LLC	Ownership	100.000	Berkshire Hathaway Inc.	NO	
			84-1616108				DL Trading, Ltd.	.TX	NIA	Charter Brokerage LLC	Ownership	99.900	Berkshire Hathaway Inc.	NO	
			26-1213265				DL Trading, Ltd.	.TX	NIA	DL Trading Holdings I, Inc.	Ownership	0.100	Berkshire Hathaway Inc.	NO	
			81-0923007				DMVW Motors, LLC	.DE	NIA	Berkshire Hathaway Automotive Inc.	Ownership	84.840	Berkshire Hathaway Inc.	NO	
							Dodge Partners LP	.AZ	NIA	AHP Housing Fund 136, LLC	Ownership	99.990	Berkshire Hathaway Inc.	NO	
							Dongguan Brooks Sports Trading Co., Ltd.	.CHN	NIA	Brooks Sports (Singapore) Pte. Ltd.	Ownership	100.000	Berkshire Hathaway Inc.	NO	
			47-3152717				DonnaLouise LLC	.NV	NIA	AHP Housing Fund 130, LLC	Ownership	99.990	Berkshire Hathaway Inc.	NO	
			43-2094256				Douglas Building, LLC	.DE	NIA	National Indemnity Company	Ownership	100.000	Berkshire Hathaway Inc.	NO	
			38-4102628				Dove Valley LLC	.DE	NIA	Burlington Northern Santa Fe, LLC	Ownership	100.000	Berkshire Hathaway Inc.	NO	
			46-1164026				Dovecoast Housing, LP	.TX	NIA	AHP Housing Fund 19, LLC	Ownership	99.990	Berkshire Hathaway Inc.	NO	
			98-1641364				Downbay Limited	.GBR	NIA	Anchorbuoy Ltd	Ownership	100.000	Berkshire Hathaway Inc.	NO	
							Downers Grove Supportive Living Facility, LLC								
			47-1410213					.IL	NIA	AHP Housing Fund 77, LLC	Ownership	99.990	Berkshire Hathaway Inc.	NO	
			81-2696850				Downtown Housing Affordable LP	.OK	NIA	AHP State Housing Fund 5, LLC	Ownership	1.000	Berkshire Hathaway Inc.	NO	
			33-1033675				DQ Overseas, LLC	.MN	NIA	American Dairy Queen Corporation	Ownership	100.000	Berkshire Hathaway Inc.	NO	
			71-0924040				DQ Training Restaurants, LLC	.DE	NIA	American Dairy Queen Corporation	Ownership	100.000	Berkshire Hathaway Inc.	NO	
			41-0966826				DQF, Inc.	.MN	NIA	International Dairy Queen, Inc.	Ownership	100.000	Berkshire Hathaway Inc.	NO	
			20-1980632				DQGC, Inc.	.VA	NIA	American Dairy Queen Corporation	Ownership	100.000	Berkshire Hathaway Inc.	NO	
			98-0385481				DRL Manufacturing S.A.	.DOM	NIA	Richline Group, Inc.	Ownership	99.990	Berkshire Hathaway Inc.	NO	
							Duracell (China) Limited	.CHN	NIA	Duracell Dutch Holding B.V.	Ownership	100.000	Berkshire Hathaway Inc.	NO	
							Duracell (Jiangxi) Technologies Co., Ltd.	.CHN	NIA	Duracell Industrial Operations, Inc.	Ownership	100.000	Berkshire Hathaway Inc.	NO	
							Duracell Australia Pty. Ltd.	.AUS	NIA	Duracell U.S. Holding LLC	Ownership	100.000	Berkshire Hathaway Inc.	NO	
							Duracell Austria GmbH.	.AUT	NIA	Duracell U.S. Holding LLC	Ownership	100.000	Berkshire Hathaway Inc.	NO	
							Duracell Batteries BVBA	.BEL	NIA	Duracell Distributing LLC	Ownership	0.010	Berkshire Hathaway Inc.	NO	
							Duracell Batteries BVBA	.BEL	NIA	Duracell U.S. Holding LLC	Ownership	92.800	Berkshire Hathaway Inc.	NO	
							Duracell Batteries BVBA	.BEL	NIA	The Duracell Company	Ownership	7.190	Berkshire Hathaway Inc.	NO	
							Duracell Belgium Distribution BVBA	.BEL	NIA	Duracell U.S. Holding LLC	Ownership	99.990	Berkshire Hathaway Inc.	NO	
							Duracell Belgium Distribution BVBA	.BEL	NIA	The Duracell Company	Ownership	0.010	Berkshire Hathaway Inc.	NO	
							Duracell Canada, Inc.	.CAN	NIA	The Duracell Company	Ownership	100.000	Berkshire Hathaway Inc.	NO	
							Duracell Comercial e Importadora do Brazil Ltda.	.BRA	NIA	Duracell Distributing LLC	Ownership	0.040	Berkshire Hathaway Inc.	NO	
							Duracell Comercial e Importadora do Brazil Ltda.	.BRA	NIA	The Duracell Company	Ownership	99.960	Berkshire Hathaway Inc.	NO	
			47-2867589				Duracell Distributing LLC	.DE	NIA	Duracell U.S. Operations, Inc.	Ownership	100.000	Berkshire Hathaway Inc.	NO	
			85-5085769				Duracell Dutch Holding B.V.	.NLD	NIA	Duracell U.S. Holding LLC	Ownership	100.000	Berkshire Hathaway Inc.	NO	
							Duracell Enterprise Development (Shanghai) Co. Ltd.	.CHN	NIA	Duracell Singapore Pte. Ltd.	Ownership	100.000	Berkshire Hathaway Inc.	NO	
							Duracell France SAS	.FRA	NIA	Duracell U.S. Holding LLC	Ownership	100.000	Berkshire Hathaway Inc.	NO	
							Duracell Germany GmbH	.DEU	NIA	Duracell U.S. Holding LLC	Ownership	100.000	Berkshire Hathaway Inc.	NO	
							Duracell Hong Kong Limited	.CHN	NIA	Duracell U.S. Holding LLC	Ownership	100.000	Berkshire Hathaway Inc.	NO	
							Duracell India Operations Private Limited	.IND	NIA	Duracell U.S. Holding LLC	Ownership	1.000	Berkshire Hathaway Inc.	NO	
							Duracell India Operations Private Limited	.IND	NIA	The Duracell Company	Ownership	99.000	Berkshire Hathaway Inc.	NO	
			83-0691344				Duracell Industrial Operations, Inc.	.DE	NIA	The Duracell Company	Ownership	100.000	Berkshire Hathaway Inc.	NO	

ANNUAL STATEMENT FOR THE YEAR 2024 OF THE General Re Life Corporation

SCHEDULE Y

PART 1A - DETAIL OF INSURANCE HOLDING COMPANY SYSTEM

1	2	3	4	5	6	7	8	9	10	11	12	13	14	15	16
Group Code	Group Name	NAIC Company Code	ID Number	Federal RSSD	CIK	Name of Securities Exchange if Publicly Traded (U.S. or International)	Names of Parent, Subsidiaries Or Affiliates	Domi-ciliary Location	Relation-ship to Reporting Entity	Directly Controlled by (Name of Entity/Person)	Type of Control (Ownership, Board, Management, Attorney-in-Fact, Influence, Other)	If Control is Ownership Provide Percentage	Ultimate Controlling Entity(ies)/Person(s)	Is an SCA Filing Re-quired? (Yes/No)	*
							Duracell International Operations SarlCHE	NIA	Duracell U.S. Holding LLC	Ownership	100.000	Berkshire Hathaway Inc.	NO	
							Duracell Italy S.r.l.ITA	NIA	Duracell U.S. Holding LLC	Ownership	100.000	Berkshire Hathaway Inc.	NO	
							Duracell Japan Godo KaishaJPN	NIA	Duracell U.S. Holding LLC	Ownership	100.000	Berkshire Hathaway Inc.	NO	
							Duracell Korea Ltd.KOR	NIA	Duracell U.S. Holding LLC	Ownership	100.000	Berkshire Hathaway Inc.	NO	
			47-3713176				Duracell Manufacturing LLCDE	NIA	Duracell U.S. Operations, Inc.	Ownership	100.000	Berkshire Hathaway Inc.	NO	
							Duracell Middle East DMCCARE	NIA	Duracell U.S. Holding LLC	Ownership	100.000	Berkshire Hathaway Inc.	NO	
			85-5087468				Duracell Netherlands B.V.NLD	NIA	Duracell U.S. Holding LLC	Ownership	100.000	Berkshire Hathaway Inc.	NO	
			47-2867589				Duracell Pilas LimitadaCHL	NIA	Duracell Distributing LLC	Ownership	0.076	Berkshire Hathaway Inc.	NO	
			47-2867589				Duracell Pilas LimitadaCHL	NIA	Duracell U.S. Holding LLC	Ownership	99.240	Berkshire Hathaway Inc.	NO	
							Duracell Pilas S.R.L.ARG	NIA	Duracell Pilas Limitada	Ownership	50.000	Berkshire Hathaway Inc.	NO	
							Duracell Pilas S.R.L.ARG	NIA	Duracell U.S. Holding LLC	Ownership	50.000	Berkshire Hathaway Inc.	NO	
							Duracell Poland Sp. z o.oPOL	NIA	Duracell U.S. Holding LLC	Ownership	100.000	Berkshire Hathaway Inc.	NO	
							Duracell Russia oooRUS	NIA	Duracell Distributing LLC	Ownership	1.000	Berkshire Hathaway Inc.	NO	
							Duracell Russia 000RUS	NIA	Duracell U.S. Holding LLC	Ownership	99.000	Berkshire Hathaway Inc.	NO	
							DURACELL SATIS VE DAGITIM LIMITED SIRKETITUR	NIA	Duracell Distributing LLC	Ownership	0.250	Berkshire Hathaway Inc.	NO	
							DURACELL SATIS VE DAGITIM LIMITED SIRKETITUR	NIA	Duracell U.S. Holding LLC	Ownership	99.750	Berkshire Hathaway Inc.	NO	
							Duracell Services, S.L.ESP	NIA	Duracell U.S. Holding LLC	Ownership	100.000	Berkshire Hathaway Inc.	NO	
							Duracell Singapore Pte. Ltd.SGP	NIA	Duracell International Operations Sarl	Ownership	100.000	Berkshire Hathaway Inc.	NO	
							Duracell Solutions BVBABEL	NIA	Duracell Dutch Holding B.V.	Ownership	99.990	Berkshire Hathaway Inc.	NO	
							Duracell Solutions BVBABEL	NIA	Duracell U.S. Holding LLC	Ownership	0.010	Berkshire Hathaway Inc.	NO	
							Duracell South Africa Proprietary LimitedZAF	NIA	Duracell U.S. Holding LLC	Ownership	100.000	Berkshire Hathaway Inc.	NO	
							Duracell Spain S.L.ESP	NIA	Duracell U.S. Holding LLC	Ownership	100.000	Berkshire Hathaway Inc.	NO	
			47-3217061				Duracell U.S. Holding LLCDE	NIA	The Duracell Company	Ownership	100.000	Berkshire Hathaway Inc.	NO	
			47-4217945				Duracell U.S. Operations, Inc.DE	NIA	The Duracell Company	Ownership	100.000	Berkshire Hathaway Inc.	NO	
							Duracell UK LimitedGBR	NIA	Duracell U.S. Holding LLC	Ownership	100.000	Berkshire Hathaway Inc.	NO	
							Duracell UkraineUKR	NIA	Duracell Poland Sp. z o.o	Ownership	100.000	Berkshire Hathaway Inc.	NO	
			92-1538487				Earth Energy Power Link LLCDE	NIA	Magma Power Company	Ownership	100.000	Berkshire Hathaway Inc.	NO	
			20-0818185				Easley Custom Plastics, Inc.SC	NIA	Willbert, Inc.	Ownership	100.000	Berkshire Hathaway Inc.	NO	
							East Powergrid LimitedGBR	NIA	Northern Electric plc.	Ownership	100.000	Berkshire Hathaway Inc.	NO	
			46-3639580				Eastern Energy Gas Holdings, LLCVA	NIA	BHE GT&S, LLC	Ownership	100.000	Berkshire Hathaway Inc.	NO	
			55-0629203				Eastern Gas Transmission and Storage, Inc.DE	NIA	Eastern Energy Gas Holdings, LLC	Ownership	100.000	Berkshire Hathaway Inc.	NO	
			47-5154245				Eastern Gathering and Processing, Inc.VA	NIA	BHE GT&S, LLC	Ownership	100.000	Berkshire Hathaway Inc.	NO	
			47-3459919				Eastern MLP Holding Company II, LLCVA	NIA	Eastern Energy Gas Holdings, LLC	Ownership	100.000	Berkshire Hathaway Inc.	NO	
							Eastern Powergrid LimitedGBR	NIA	Northern Electric plc.	Ownership	100.000	Berkshire Hathaway Inc.	NO	
			26-2730888				Eastern-Dorman LLCPA	NIA	Eastern Manufacturing, LLC	Ownership	50.000	Berkshire Hathaway Inc.	NO	
.0031	Berkshire Hathaway Group	14702	01-0125870				EastGUARD Insurance CompanyNE	IA	WestGUARD Insurance Company	Ownership	100.000	Berkshire Hathaway Inc.	NO	
							Ebby Halliday Alliance, LLCTX	NIA	Ebby Halliday Real Estate, LLC	Ownership	100.000	Berkshire Hathaway Inc.	NO	
			75-1610390				Ebby Halliday Real Estate, LLCTX	NIA	PHM Holdings, LLC	Ownership	100.000	Berkshire Hathaway Inc.	NO	
			27-0660605				Eco Color CompanyNJ	NIA	Benjamin Moore & Co.	Ownership	100.000	Berkshire Hathaway Inc.	NO	
			36-2694067				Ecodyne CorporationDE	NIA	Transition Holdings, LLC	Ownership	100.000	Berkshire Hathaway Inc.	NO	
			36-2730138				Ecodyne MRM LLCDE	NIA	Marmon Water, Inc.	Ownership	100.000	Berkshire Hathaway Inc.	NO	
							Ecodyne UET Schweiz AGCHE	NIA	Ecodyne MRM LLC	Ownership	100.000	Berkshire Hathaway Inc.	NO	
			37-1446629				Ecodyne Water Treatment LLCDE	NIA	Marmon Water, Inc.	Ownership	100.000	Berkshire Hathaway Inc.	NO	
							Ecodyneuet DE Mexico S DE RL DE CVMEX	NIA	Ecodyne MRM LLC	Ownership	98.000	Berkshire Hathaway Inc.	NO	
							Ecodyneuet DE Mexico S DE RL DE CVMEX	NIA	Ecodyne UET Schweiz AG	Ownership	2.000	Berkshire Hathaway Inc.	NO	
							Ecopac (U.K.) Power LimitedGBR	NIA	TTI, Inc.	Ownership	100.000	Berkshire Hathaway Inc.	NO	
							ECOWATER EMEA SPÓLKA Z OGRANICZONA ODPOWIEDZIALNOSCIAPOL	NIA	Ecowater Systems France SAS	Ownership	30.000	Berkshire Hathaway Inc.	NO	

53.28

ANNUAL STATEMENT FOR THE YEAR 2024 OF THE General Re Life Corporation

SCHEDULE Y
PART 1A - DETAIL OF INSURANCE HOLDING COMPANY SYSTEM

1	2	3	4	5	6	7	8	9	10	11	12	13	14	15	16
Group Code	Group Name	NAIC Company Code	ID Number	Federal RSSD	CIK	Name of Securities Exchange if Publicly Traded (U.S. or International)	Names of Parent, Subsidiaries Or Affiliates	Domi-ciliary Location	Relation-ship to Reporting Entity	Directly Controlled by (Name of Entity/Person)	Type of Control (Ownership, Board, Management, Attorney-in-Fact, Influence, Other)	If Control is Ownership Provide Percentage	Ultimate Controlling Entity(ies)/Person(s)	Is an SCA Filing Re-quired? (Yes/No)	*
							ECOWATER EMEA SPÓŁKA Z OGRANICZONA ODPOWIEDZIALNOSCIA	.POL	NIA	Marmon Water, Inc.	Ownership	70.000	Berkshire Hathaway Inc.	NO	
							EcoWater Systems (Shanghai) Co., Ltd.	.CHN	NIA	Kunshan EcoWater Systems Company Limited	Ownership	100.000	Berkshire Hathaway Inc.	NO	
							EcoWater Systems Europe, N.V.	.BEL	NIA	EcoWater Systems LLC	Ownership	99.999	Berkshire Hathaway Inc.	NO	
							EcoWater Systems Europe, N.V.	.BEL	NIA	Marmon Industrial Water LLC	Ownership	0.001	Berkshire Hathaway Inc.	NO	
							EcoWater Systems France SAS	.FRA	NIA	Marmon Water, Inc.	Ownership	100.000	Berkshire Hathaway Inc.	NO	
							EcoWater Systems Germany GmbH	.DEU	NIA	EcoWater Systems Europe, N.V.	Ownership	100.000	Berkshire Hathaway Inc.	NO	
							EcoWater Systems Italia S.r.l	.ITA	NIA	EcoWater Systems Europe, N.V.	Ownership	100.000	Berkshire Hathaway Inc.	NO	
			36-3586532				EcoWater Systems LLC	.DE	NIA	Marmon Water, Inc.	Ownership	100.000	Berkshire Hathaway Inc.	NO	
							Eden Europe s.r.o.	.CZE	NIA	Marmon Holdings Corporation	Ownership	42.500	Berkshire Hathaway Inc.	NO	
							Eden Europe s.r.o.	.CZE	NIA	Marmon Retail Store Equipment LLC	Ownership	57.500	Berkshire Hathaway Inc.	NO	
			41-2011900				Edina Realty Referral Network, Inc.	.MN	NIA	HomeServices of Minnesota, LLC	Ownership	100.000	Berkshire Hathaway Inc.	NO	
			41-1556741				Edina Realty Title, Inc.	.MN	NIA	HomeServices of Minnesota, LLC	Ownership	100.000	Berkshire Hathaway Inc.	NO	
			41-0809124				Edina Realty, Inc.	.MN	NIA	HomeServices of Minnesota, LLC	Ownership	100.000	Berkshire Hathaway Inc.	NO	
			82-0619506				Edna The Post Oak LP	.TX	NIA	AHP Housing Fund 190, LLC	Ownership	99.990	Berkshire Hathaway Inc.	NO	
							EGC Kromi GmbH	.DEU	NIA	ITTI Investment Holdings Inc.	Ownership	7.000	Berkshire Hathaway Inc.	NO	
							EJME (Portugal) Aircraft Management Limitada	.PRT	NIA	Executive Jet Management (Europe) Limited	Ownership	49.000	Berkshire Hathaway Inc.	NO	
			98-1177214				El Porvenir Mfg. S. De R.L. de C.V.	.HND	NIA	Union Sales, LLC	Ownership	2.000	Berkshire Hathaway Inc.	NO	
			80-0077720				El Porvenir Mfg. S. De R.L. de C.V.	.HND	NIA	Union Underwear Company, Inc.	Ownership	98.000	Berkshire Hathaway Inc.	NO	
			80-0077720				El Sol Del Paraguay S.A.	.PRY	NIA	Transatlantic Reinsurance Company	Ownership	23.370	Berkshire Hathaway Inc.	NO	
							ElectraLink Limited	.GBR	NIA	Northern Powergrid (Northeast) plc	Ownership	6.200	Berkshire Hathaway Inc.	NO	
							ElectraLink Limited	.GBR	NIA	Northern Powergrid (Yorkshire) plc	Ownership	7.200	Berkshire Hathaway Inc.	NO	
			61-1517073				Electric Transmission Texas, LLC	.DE	NIA	BHE Texas Transco, LLC	Ownership	50.000	Berkshire Hathaway Inc.	NO	
			98-1172511				Electropages Media Limited	.GBR	NIA	Mouser Electronics, Inc.	Ownership	100.000	Berkshire Hathaway Inc.	NO	
			82-3044253				Elevate at Jordan Creek, LP	.IA	NIA	AHP Housing Fund 180, LLC	Ownership	99.990	Berkshire Hathaway Inc.	NO	
			92-2629656				Elk Valley Wind, LLC	.DE	NIA	BHER WV Wind, LLC	Ownership	100.000	Berkshire Hathaway Inc.	NO	
			46-4613464				Ellis & Watts Global Industries, Inc.	.DE	NIA	Marmon Tubing, Fittings & Wire Products, Inc.	Ownership	100.000	Berkshire Hathaway Inc.	NO	
			06-1051334				Elm Street Corporation	.DE	NIA	General Reinsurance Corporation	Ownership	100.000	Berkshire Hathaway Inc.	NO	
			27-1573610				Elmore Company	.CA	NIA	Magma Power Company	Ownership	100.000	Berkshire Hathaway Inc.	NO	
			88-4338071				Elmore North Geothermal LLC	.DE	NIA	Magma Power Company	Ownership	100.000	Berkshire Hathaway Inc.	NO	
							Emerging Technology Transportation Ventures LLC	.DE	NIA	PFJE AssetCo Holdings LLC	Ownership	100.000	Berkshire Hathaway Inc.	NO	
			87-2793299				Empire Distributors of Colorado, Inc.	.CO	NIA	Kahn Ventures, Inc.	Ownership	100.000	Berkshire Hathaway Inc.	NO	
			84-1097025				Empire Distributors of North Carolina, Inc.	.GA	NIA	Kahn Ventures, Inc.	Ownership	100.000	Berkshire Hathaway Inc.	NO	
			56-1387714				Empire Distributors of Tennessee, Inc.	.TN	NIA	Kahn Ventures, Inc.	Ownership	100.000	Berkshire Hathaway Inc.	NO	
			62-1018924				Empire Distributors, Inc.	.GA	NIA	Kahn Ventures, Inc.	Ownership	100.000	Berkshire Hathaway Inc.	NO	
			58-0667553				Empressa Inmobiliaria del Potosi, S.A. de C.V.	.MEX	NIA	Marmon Transportation Services LLC	Ownership	0.010	Berkshire Hathaway Inc.	NO	
							Empressa Inmobiliaria del Potosi, S.A. de C.V.	.MEX	NIA	Union Tank Car Company	Ownership	99.990	Berkshire Hathaway Inc.	NO	
			87-0479159				Energy West Mining Company	.UT	NIA	PacifiCorp	Ownership	100.000	Berkshire Hathaway Inc.	NO	
							Enersul Group Inc.	.CAN	NIA	The Marmon Group of Canada Ltd.	Ownership	100.000	Berkshire Hathaway Inc.	NO	
							Enersul L.P.	.CAN	NIA	Enersul Group Inc.	Ownership	99.900	Berkshire Hathaway Inc.	NO	
							Enersul L.P.	.CAN	NIA	Enersul, Inc.	Ownership	0.100	Berkshire Hathaway Inc.	NO	
							Enersul, Inc.	.CAN	NIA	The Marmon Group of Canada Ltd.	Ownership	100.000	Berkshire Hathaway Inc.	NO	
			26-2457927				Enterprise RB Fund I, LP	.DE	NIA	McLane Foodservice, Inc.	Ownership	99.990	Berkshire Hathaway Inc.	NO	
			27-1520644				Enterprise RB Fund II	.MD	NIA	21st Mortgage Corporation	Ownership	99.990	Berkshire Hathaway Inc.	NO	
			33-1512928				Env Bentwood Townhomes MTE LLC	.DE	NIA	KCIC LIHTC 13 LLC	Ownership	100.000	Berkshire Hathaway Inc.	NO	

ANNUAL STATEMENT FOR THE YEAR 2024 OF THE General Re Life Corporation

SCHEDULE Y

PART 1A - DETAIL OF INSURANCE HOLDING COMPANY SYSTEM

1	2	3	4	5	6	7	8	9	10	11	12	13	14	15	16
Group Code	Group Name	NAIC Company Code	ID Number	Federal RSSD	CIK	Name of Securities Exchange if Publicly Traded (U.S. or International)	Names of Parent, Subsidiaries Or Affiliates	Domiciliary Location	Relationship to Reporting Entity	Directly Controlled by (Name of Entity/Person)	Type of Control (Ownership, Board, Management, Attorney-in-Fact, Influence, Other)	If Control is Ownership Provide Percentage	Ultimate Controlling Entity(ies)/Person(s)	Is an SCA Filing Required? (Yes/No)	*
			14-1505298				Environment-One Corporation	..NY	..NIA	Precision Castparts Corp.	Ownership	100.000	Berkshire Hathaway Inc.	..NO	
			83-1552766				Equity Title of Washington, LLC	..WA	..NIA	HomeServices of Washington, LLC	Ownership	..50.000	Berkshire Hathaway Inc.	..NO	
			59-1220247				Ercom Engineers, Private Limited	..IND	..NIA	IPS-Integrated Project Services, LLC	Ownership	..18.430	Berkshire Hathaway Inc.	..NO	
			46-0612632				Esslinger-Wooten-Maxwell, Inc.	..FL	..NIA	HomeServices of Florida, Inc.	Ownership	..100.000	Berkshire Hathaway Inc.	..NO	
			13-4236286				Eunice Housing, LP	..LA	..NIA	AHP Housing Fund 51, LLC	Ownership	..99.990	Berkshire Hathaway Inc.	..NO	
			13-4236286				Evansville Automotive (LEX), LLC	..DE	..NIA	Berkshire Hathaway Automotive Inc.	Ownership	..92.840	Berkshire Hathaway Inc.	..NO	
			13-4236289				Evansville Automotive, LLC	..DE	..NIA	Berkshire Hathaway Automotive Inc.	Ownership	..92.840	Berkshire Hathaway Inc.	..NO	
			82-0621378				Evansville RCF LP	..IN	..NIA	AHP Housing Fund 178, LLC	Ownership	..99.990	Berkshire Hathaway Inc.	..NO	
			62-1682381				Evergreen Home Finance, LLC	..TN	..NIA	21st Mortgage Corporation	Ownership	..50.000	Berkshire Hathaway Inc.	..NO	
							eVolution Systems Ltd.	..ISR	..NIA	IES Holding II, LLC	Ownership	..10.000	Berkshire Hathaway Inc.	..NO	
			83-3043953				EWIE Group of Companies, LLC	..DE	..NIA	ITTI Investment Holdings Inc.	Ownership	..19.000	Berkshire Hathaway Inc.	..NO	
			59-2380937				E-W-M Referral Services, Inc.	..FL	..NIA	Esslinger-Wooten-Maxwell, Inc.	Ownership	..100.000	Berkshire Hathaway Inc.	..NO	
			48-0882691				Exacta Aerospace, Inc.	..KS	..NIA	Precision Castparts Corp.	Ownership	..100.000	Berkshire Hathaway Inc.	..NO	
							Executive Jet Management (Europe) Limited	..GBR	..NIA	NetJets Management Ltd.	Ownership	..100.000	Berkshire Hathaway Inc.	..NO	
			31-0913865				Executive Jet Management, Inc.	..OH	..NIA	NetJets Inc.	Ownership	..100.000	Berkshire Hathaway Inc.	..NO	
			32-0656860				Exponential Technology Group, Inc	..DE	..NIA	Mouser Electronics, Inc.	Ownership	..100.000	Berkshire Hathaway Inc.	..NO	
			98-0415493				EXSIF China	..CHN	..NIA	EXSIF Worldwide, Inc.	Ownership	..100.000	Berkshire Hathaway Inc.	..NO	
			61-1809091				EXSIF International LLC	..DE	..NIA	EXSIF Worldwide, Inc.	Ownership	..100.000	Berkshire Hathaway Inc.	..NO	
							EXSIF OCS Limited	..GBR	..NIA	EXSIF Worldwide, Inc.	Ownership	..100.000	Berkshire Hathaway Inc.	..NO	
							EXSIF Worldwide GmbH	..DEU	..NIA	EXSIF Worldwide, Inc.	Ownership	..100.000	Berkshire Hathaway Inc.	..NO	
			36-4383800				EXSIF Worldwide, Inc.	..DE	..NIA	Worldwide Containers, Inc.	Ownership	..100.000	Berkshire Hathaway Inc.	..NO	
			88-3017735				Extreme Blocker Inc.	..DE	..NIA	Acumed, LLC	Ownership	..100.000	Berkshire Hathaway Inc.	..NO	
			33-0682735				Extruded, Inc.	..CA	..NIA	Vesta Intermediate Funding, Inc.	Ownership	..100.000	Berkshire Hathaway Inc.	..NO	
			23-3004319				F&R/T LLC	..DE	..NIA	Fox & Roach/Trident Limited Partnership	Ownership	..100.000	Berkshire Hathaway Inc.	..NO	
							Fabrik Apparel DR, S.R.L	..DOM	..NIA	Union Sales,LLC	Ownership	..1.000	Berkshire Hathaway Inc.	..NO	
							Fabrik Apparel DR, S.R.L	..DOM	..NIA	Union Underwear Company, Inc.	Ownership	..99.000	Berkshire Hathaway Inc.	..NO	
							Fair American Insurance and Reinsurance Company	..NY	..IA	Transatlantic Reinsurance Company	Ownership	..100.000	Berkshire Hathaway Inc.	..NO	
.0031	Berkshire Hathaway Group	35157	13-3333610				Fair American Select Insurance Company	..DE	..IA	Transatlantic Reinsurance Company	Ownership	..100.000	Berkshire Hathaway Inc.	..NO	
.0031	Berkshire Hathaway Group	15201	46-1213970				Fairview Wiggins, LP	..MS	..NIA	AHP Housing Fund 71, LLC	Ownership	..99.990	Berkshire Hathaway Inc.	..NO	
			45-5116734				Falcon Power Operating Company	..TX	..NIA	BHE Gas, Inc.	Ownership	..100.000	Berkshire Hathaway Inc.	..NO	
			76-0270150				Falcon Training Center	..FRA	..NIA	FlightSafety International SARL	Ownership	..50.000	Berkshire Hathaway Inc.	..NO	
			81-2019872				False River Partners, LP	..MS	..NIA	AHP Housing Fund 133, LLC	Ownership	..99.990	Berkshire Hathaway Inc.	..NO	
							Fancom B.V.	..NLD	..NIA	Fancom Holding B.V.	Ownership	..100.000	Berkshire Hathaway Inc.	..NO	
							Fancom EURL	..FRA	..NIA	Fancom B.V.	Ownership	..100.000	Berkshire Hathaway Inc.	..NO	
							Fancom Holding B.V.	..NLD	..NIA	CTB Legacy Holding B.V.	Ownership	..100.000	Berkshire Hathaway Inc.	..NO	
							Fanmar Auto Part (Ningbo) Co., Ltd.	..CHN	..NIA	Marmon Services Limited	Ownership	..100.000	Berkshire Hathaway Inc.	..NO	
			98-0166320				Faraday Capital Limited	..GBR	..NIA	Faraday Holdings Limited	Ownership	..100.000	Berkshire Hathaway Inc.	..NO	
							Faraday Corporate Capital Limited	..GBR	..NIA	Faraday Holdings Limited	Ownership	..100.000	Berkshire Hathaway Inc.	..NO	
							Faraday Europe SAS	..FRA	..NIA	Faraday Holdings Limited	Ownership	..100.000	Berkshire Hathaway Inc.	..NO	
							Faraday Holdings Limited	..GBR	..NIA	General Re Corporation	Ownership	..100.000	Berkshire Hathaway Inc.	..NO	
			06-1026471				Faraday MGA Limited	..GBR	..NIA	Faraday Holdings Limited	Ownership	..100.000	Berkshire Hathaway Inc.	..NO	
							Faraday Underwriting Limited	..GBR	..NIA	Faraday Holdings Limited	Ownership	..100.000	Berkshire Hathaway Inc.	..NO	
			37-1872552				Farnam Management Services, LLC	..NE	..NIA	Columbia Insurance Company	Ownership	..100.000	Berkshire Hathaway Inc.	..NO	
			20-0174133				Farwell Texas Tobacco, L.P.	..TX	..NIA	McCarty-Hull Cigar Company, Inc.	Ownership	..100.000	Berkshire Hathaway Inc.	..NO	
			91-1096274				Fatigue Technology, Inc.	..WA	..NIA	Precision Castparts Corp.	Ownership	..100.000	Berkshire Hathaway Inc.	..NO	
			46-2835485				Faxon School Apartments, LLC	..MO	..NIA	AHP Housing Fund 131, LLC	Ownership	..98.990	Berkshire Hathaway Inc.	..NO	
			82-3862601				FC Transport, LLC	..IN	..NIA	Clayton Properties Group, Inc.	Ownership	..100.000	Berkshire Hathaway Inc.	..NO	
			82-3104130				Ferriday Housing, LP	..MS	..NIA	AHP Housing Fund 194, LLC	Ownership	..99.990	Berkshire Hathaway Inc.	..NO	

53-30

ANNUAL STATEMENT FOR THE YEAR 2024 OF THE General Re Life Corporation

SCHEDULE Y
PART 1A - DETAIL OF INSURANCE HOLDING COMPANY SYSTEM

1	2	3	4	5	6	7	8	9	10	11	12	13	14	15	16
Group Code	Group Name	NAIC Company Code	ID Number	Federal RSSD	CIK	Name of Securities Exchange if Publicly Traded (U.S. or International)	Names of Parent, Subsidiaries Or Affiliates	Domiciliary Location	Relationship to Reporting Entity	Directly Controlled by (Name of Entity/Person)	Type of Control (Ownership, Board, Management, Attorney-in-Fact, Influence, Other)	If Control is Ownership Provide Percentage	Ultimate Controlling Entity(ies)/Person(s)	Is an SCA Filing Required? (Yes/No)	*
			47-2478722				FFBH Motors, LLC	DE	NIA	Berkshire Hathaway Automotive Inc.	Ownership	96.840	Berkshire Hathaway Inc.	NO	
			47-2478722				FFBH Motors, LLC	DE	NIA	BHA Minority Interest Holdco, Inc.	Ownership	3.000	Berkshire Hathaway Inc.	NO	
							FFW de Mexico, S.A. de C.V.	MEX	NIA	Fontaine Fifth Wheel Company	Ownership	99.998	Berkshire Hathaway Inc.	NO	
							FFW de Mexico, S.A. de C.V.	MEX	NIA	Perfection de Mexico, SAPI de CV	Ownership	0.002	Berkshire Hathaway Inc.	NO	
			82-1987362				Fields Apartments LP	OR	NIA	AHP Housing Fund 200, LLC	Ownership	99.980	Berkshire Hathaway Inc.	NO	
							Filtrex International Pte. Ltd.	SGP	NIA	Marmon Water (Singapore) Pte Ltd.	Ownership	100.000	Berkshire Hathaway Inc.	NO	
							Filtrex Technologies Private Limited	IND	NIA	Filtrex International Pte. Ltd.	Ownership	15.000	Berkshire Hathaway Inc.	NO	
							Filtrex Technologies Private Limited	IND	NIA	Marmon Water (Singapore) Pte Ltd.	Ownership	85.000	Berkshire Hathaway Inc.	NO	
			98-1379180				Financial Credit Investment III (Cayman), L.P.	CYM	NIA	Berkshire Hathaway Life Insurance Company of Nebraska	Ownership	50.000	Berkshire Hathaway Inc.	NO	
							Financial Credit Investment III SPV-B (Cayman), L.P.	CYM	NIA	Berkshire Hathaway Life Insurance Company of Nebraska	Ownership	25.000	Berkshire Hathaway Inc.	NO	
			98-1395199				Financial Services Plus, Inc.	TX	NIA	McLane Company, Inc.	Ownership	100.000	Berkshire Hathaway Inc.	NO	
			74-2731287				Finial Reinsurance Company	CT	IA	National Indemnity Company	Ownership	100.000	Berkshire Hathaway Inc.	NO	
.0031	Berkshire Hathaway Group	39136	06-1325038				Fireside Partners, Inc.	DE	NIA	GAUM Holdings Inc.	Ownership	100.000	Berkshire Hathaway Inc.	NO	
			36-4808004				First Act, LLC	DE	NIA	Alleghany Capital Corporation	Ownership	100.000	Berkshire Hathaway Inc.	NO	
			81-3075316				First Berkshire Hathaway Life Insurance Company	NY	IA	Berkshire Hathaway Life Insurance Company of Nebraska	Ownership	100.000	Berkshire Hathaway Inc.	NO	
.0031	Berkshire Hathaway Group	11591	91-1933661				First Network Realty, Inc.	FL	NIA	Florida Network LLC	Ownership	100.000	Berkshire Hathaway Inc.	NO	
			59-2960388				First Realty, Ltd.	IA	NIA	HomeServices of Iowa, Inc.	Ownership	100.000	Berkshire Hathaway Inc.	NO	
			42-0870557				First Weber Illinois, LLC	WI	NIA	First Weber, Inc.	Ownership	100.000	Berkshire Hathaway Inc.	NO	
			46-1948774				First Weber Referral Associates, Inc.	WI	NIA	First Weber, Inc.	Ownership	100.000	Berkshire Hathaway Inc.	NO	
			39-1406731				First Weber, Inc.	WI	NIA	HomeServices of Wisconsin, LLC	Ownership	100.000	Berkshire Hathaway Inc.	NO	
			39-1669005				Fish Lake Power LLC	DE	NIA	Magma Power Company	Ownership	100.000	Berkshire Hathaway Inc.	NO	
			33-0453364				Fiat Top Holdings, LLC	DE	NIA	BHER Flat Top Wind Holdings, LLC	Ownership	100.000	Berkshire Hathaway Inc.	NO	
			38-4007385				Fiat Top Wind I, LLC	DE	NIA	Fiat Top Holdings, LLC	Ownership	100.000	Berkshire Hathaway Inc.	NO	
			46-1396389				Fleet Sales LLC	UT	NIA	Pilot Travel Centers LLC	Ownership	100.000	Berkshire Hathaway Inc.	NO	
			87-0622749				FlightSafety Canada Ltd.	CAN	NIA	FlightSafety New York, Inc.	Ownership	100.000	Berkshire Hathaway Inc.	NO	
			22-2820005				FlightSafety Capital Corporation	DE	NIA	FlightSafety International Inc.	Ownership	100.000	Berkshire Hathaway Inc.	NO	
			36-3244473				FlightSafety Defense Corporation	DE	NIA	FlightSafety International Inc.	Ownership	100.000	Berkshire Hathaway Inc.	NO	
			88-0377203				FlightSafety Development Corp.	DE	NIA	FlightSafety New York, Inc.	Ownership	100.000	Berkshire Hathaway Inc.	NO	
							FlightSafety International Australia Pty. Ltd.	AUS	NIA	FlightSafety Properties, Inc.	Ownership	100.000	Berkshire Hathaway Inc.	NO	
							FlightSafety International Hong Kong Limited	HKG	NIA	FlightSafety International Inc.	Ownership	100.000	Berkshire Hathaway Inc.	NO	
							FlightSafety International Inc.	NY	NIA	Berkshire Hathaway Life Insurance Company of Nebraska	Ownership	100.000	Berkshire Hathaway Inc.	NO	
			13-3916524				FlightSafety International Japan Inc.	JPN	NIA	FlightSafety International Inc.	Ownership	100.000	Berkshire Hathaway Inc.	NO	
							FlightSafety International Middle East Inc.	DE	NIA	FlightSafety International Inc.	Ownership	100.000	Berkshire Hathaway Inc.	NO	
			81-0947238				FlightSafety International Netherlands B.V.	NLD	NIA	FlightSafety International Inc.	Ownership	100.000	Berkshire Hathaway Inc.	NO	
							FlightSafety International Norway AS	NOR	NIA	FlightSafety International Inc.	Ownership	100.000	Berkshire Hathaway Inc.	NO	
							FlightSafety International SARL	FRA	NIA	FlightSafety International Inc.	Ownership	100.000	Berkshire Hathaway Inc.	NO	
							FlightSafety International Saudi Arabia LLC	SAU	NIA	FlightSafety International Inc.	Ownership	95.000	Berkshire Hathaway Inc.	NO	
							FlightSafety International Saudi Arabia LLC	SAU	NIA	FlightSafety International U.K. Limited	Ownership	5.000	Berkshire Hathaway Inc.	NO	
							FlightSafety International Singapore Pte. Ltd.	SGP	NIA	FlightSafety International Inc.	Ownership	100.000	Berkshire Hathaway Inc.	NO	
							FlightSafety International South Africa Ltd.	ZAF	NIA	FlightSafety International Inc.	Ownership	100.000	Berkshire Hathaway Inc.	NO	
							FlightSafety International U.K. Limited	GBR	NIA	FlightSafety International Inc.	Ownership	100.000	Berkshire Hathaway Inc.	NO	
			06-1311475				FlightSafety New York, Inc.	NY	NIA	FlightSafety International Inc.	Ownership	100.000	Berkshire Hathaway Inc.	NO	

ANNUAL STATEMENT FOR THE YEAR 2024 OF THE General Re Life Corporation

SCHEDULE Y

PART 1A - DETAIL OF INSURANCE HOLDING COMPANY SYSTEM

1	2	3	4	5	6	7	8	9	10	11	12	13	14	15	16
Group Code	Group Name	NAIC Company Code	ID Number	Federal RSSD	CIK	Name of Securities Exchange if Publicly Traded (U.S. or International)	Names of Parent, Subsidiaries Or Affiliates	Domiciliary Location	Relationship to Reporting Entity	Directly Controlled by (Name of Entity/Person)	Type of Control (Ownership, Board, Management, Attorney-in-Fact, Influence, Other)	If Control is Ownership Provide Percentage	Ultimate Controlling Entity(ies)/Person(s)	Is an SCA Filing Required? (Yes/No)	*
			11-2984638 83-3383970				FlightSafety Properties, Inc.	DE	NIA	FlightSafety International Inc.	Ownership	100.000	Berkshire Hathaway Inc.	NO	
							FlightSafety Textron Aviation Training LLC	DE	NIA	FlightSafety International Inc.	Ownership	70.000	Berkshire Hathaway Inc.	NO	
							FlightSafety Textron Aviation Training UK Limited	GBR	NIA	FlightSafety Textron Aviation Training LLC	Ownership	100.000	Berkshire Hathaway Inc.	NO	
			47-0487472				Floors Inc.	NE	NIA	Nebraska Furniture Mart, Inc.	Ownership	100.000	Berkshire Hathaway Inc.	NO	
			59-3584700				Florida Network LLC	DE	NIA	HomeServices of Florida, Inc.	Ownership	100.000	Berkshire Hathaway Inc.	NO	
			47-1254702				Florida Network Property Management, LLC	FL	NIA	Florida Network LLC	Ownership	100.000	Berkshire Hathaway Inc.	NO	
			47-2871651				Flow Improvers LLC	DE	NIA	LiquidPower Specialty Products Inc.	Ownership	100.000	Berkshire Hathaway Inc.	NO	
			48-1225754				FLTVT, L.L.C.	DE	NIA	Berkshire Hathaway Automotive Inc.	Ownership	84.840	Berkshire Hathaway Inc.	NO	
			85-0933881				Fluvanna Holdings 2, LLC	DE	NIA	BHER Gopher Wind Holdings, LLC	Ownership	100.000	Berkshire Hathaway Inc.	NO	
			81-4732929				Fluvanna Wind Energy 2, LLC	DE	NIA	Fluvanna Holdings 2, LLC	Ownership	100.000	Berkshire Hathaway Inc.	NO	
							Flying J Canada Inc.	CAN	NIA	Pilot Travel Centers LLC	Ownership	100.000	Berkshire Hathaway Inc.	NO	
			98-1057052				Flying J Canada Transport Inc.	CAN	NIA	Flying J Canada Inc.	Ownership	100.000	Berkshire Hathaway Inc.	NO	
			46-1058973				FMAVT Motors, LLC	DE	NIA	Berkshire Hathaway Automotive Inc.	Ownership	86.840	Berkshire Hathaway Inc.	NO	
			46-1058973				FMAVT Motors, LLC	DE	NIA	BHA Minority Interest Holdco, Inc.	Ownership	13.000	Berkshire Hathaway Inc.	NO	
							FOL International GmbH	DEU	NIA	FOL International Unlimited Company	Ownership	100.000	Berkshire Hathaway Inc.	NO	
							FOL International Unlimited Company	IRL	NIA	Fruit of the Loom, Inc.	Ownership	100.000	Berkshire Hathaway Inc.	NO	
			46-2326556				Fontaine Commercial Trailer, Inc.	DE	NIA	Marmon Highway Technologies LLC	Ownership	100.000	Berkshire Hathaway Inc.	NO	
			46-2338021				Fontaine Engineered Products, Inc.	DE	NIA	Marmon Highway Technologies LLC	Ownership	100.000	Berkshire Hathaway Inc.	NO	
			36-3362709				Fontaine Fifth Wheel Company	DE	NIA	Marmon Highway Technologies LLC	Ownership	100.000	Berkshire Hathaway Inc.	NO	
			36-3362764				Fontaine Modification Company	DE	NIA	Marmon Highway Technologies LLC	Ownership	100.000	Berkshire Hathaway Inc.	NO	
			30-0005920				Fontaine Spray Suppression Company	DE	NIA	Marmon Highway Technologies LLC	Ownership	100.000	Berkshire Hathaway Inc.	NO	
			36-3294489				Fontaine Trailer Company LLC (Legacy)	DE	NIA	Marmon Highway Technologies LLC	Ownership	100.000	Berkshire Hathaway Inc.	NO	
			94-2747671				For Rent, Inc.	AZ	NIA	Roy H. Long Realty Company, Inc.	Ownership	100.000	Berkshire Hathaway Inc.	NO	
			86-2544489				Forest River Bus LLC	IN	NIA	Forest River, Inc.	Ownership	100.000	Berkshire Hathaway Inc.	NO	
			20-1274588				Forest River Holdings, Inc.	IN	NIA	Forest River, Inc.	Ownership	100.000	Berkshire Hathaway Inc.	NO	
			90-0902811				Forest River Manufacturing, LLC	IN	NIA	Forest River, Inc.	Ownership	100.000	Berkshire Hathaway Inc.	NO	
			20-3284366				Forest River, Inc.	IN	NIA	Berkshire Hathaway Inc.	Ownership	100.000	Berkshire Hathaway Inc.	NO	
			99-0479135				Forseti Assurance Company, LLC	AZ	NIA	The Marmon Group LLC	Ownership	100.000	Berkshire Hathaway Inc.	NO	
			45-3180126				Fort Dearborn Land Title Company, LLC	DE	NIA	HomeServices of Illinois Holdings, LLC	Ownership	100.000	Berkshire Hathaway Inc.	NO	
			93-4063751				Fort Vancouver Preservation MTE, LLC	DE	NIA	KCIC LIHTC 10 LLC	Ownership	100.000	Berkshire Hathaway Inc.	NO	
			82-2691797				Fort Wayne AAL LP	IN	NIA	AHP Housing Fund 198, LLC	Ownership	99.990	Berkshire Hathaway Inc.	NO	
			23-3045917				Fox & Roach (PHILA) LP	DE	NIA	Fox & Roach LP	Ownership	0.100	Berkshire Hathaway Inc.	NO	
			23-3045917				Fox & Roach (PHILA) LP	DE	NIA	Fox & Roach/Trident Limited Partnership	Ownership	99.900	Berkshire Hathaway Inc.	NO	
			23-3004324				Fox & Roach LP	DE	NIA	F&R/T LLC	Ownership	0.100	Berkshire Hathaway Inc.	NO	
			23-3004324				Fox & Roach LP	DE	NIA	Fox & Roach/Trident Limited Partnership	Ownership	99.900	Berkshire Hathaway Inc.	NO	
			20-0378305				Fox & Roach/Trident Limited Partnership	PA	NIA	FRTC, LLC	Ownership	0.100	Berkshire Hathaway Inc.	NO	
			20-0378305				Fox & Roach/Trident Limited Partnership	PA	NIA	HomeServices Northeast, LLC	Ownership	99.900	Berkshire Hathaway Inc.	NO	
			45-4300290				Foxfire Apartments Limited Dividend Housing Association, LLC	MI	NIA	AHP Housing Fund 20, LLC	Ownership	99.990	Berkshire Hathaway Inc.	NO	
			81-0732806				FR Mariah Holdings II, LLC	DE	NIA	BHER Mariah Wind Holdings, LLC	Ownership	100.000	Berkshire Hathaway Inc.	NO	
			37-0860218				Frasca International LLC	IL	NIA	FlightSafety International Inc.	Ownership	100.000	Berkshire Hathaway Inc.	NO	
			20-2062528				Freedom Warehouse Corp.	NV	NIA	CMH Services, Inc.	Ownership	100.000	Berkshire Hathaway Inc.	NO	
							Freo Group Pty Ltd	AUS	NIA	Sterling Crane (Australia) Pty Ltd	Ownership	100.000	Berkshire Hathaway Inc.	NO	
							Frezabo B.V.	NLD	NIA	Volito Group B.V.	Ownership	100.000	Berkshire Hathaway Inc.	NO	
			35-2482351				FRTC, LLC	DE	NIA	HomeServices Northeast, LLC	Ownership	100.000	Berkshire Hathaway Inc.	NO	
							Fruit of the Loom Canada, Inc.	CAN	NIA	Fruit of the Loom, Inc.	Ownership	100.000	Berkshire Hathaway Inc.	NO	
			63-0874703				Fruit of the Loom Direct, Inc.	AL	NIA	Russell Brands, LLC	Ownership	100.000	Berkshire Hathaway Inc.	NO	
							Fruit of the Loom France SARL	FRA	NIA	FOL International Unlimited Company	Ownership	100.000	Berkshire Hathaway Inc.	NO	

ANNUAL STATEMENT FOR THE YEAR 2024 OF THE General Re Life Corporation

SCHEDULE Y

PART 1A - DETAIL OF INSURANCE HOLDING COMPANY SYSTEM

1	2	3	4	5	6	7	8	9	10	11	12	13	14	15	16
Group Code	Group Name	NAIC Company Code	ID Number	Federal RSSD	CIK	Name of Securities Exchange if Publicly Traded (U.S. or International)	Names of Parent, Subsidiaries Or Affiliates	Domiciliary Location	Relationship to Reporting Entity	Directly Controlled by (Name of Entity/Person)	Type of Control (Ownership, Board, Management, Attorney-in-Fact, Influence, Other)	If Control is Ownership Provide Percentage	Ultimate Controlling Entity(ies)/Person(s)	Is an SCA Filing Required? (Yes/No)	*
			98-0551397				Fruit of the Loom India Private Limited	IND	NIA	Fruit of the Loom, Inc.	Ownership	99.900	Berkshire Hathaway Inc.	NO	
			98-0551397				Fruit of the Loom India Private Limited	IND	NIA	Union Sales,LLC.	Ownership	0.100	Berkshire Hathaway Inc.	NO	
							Fruit of the Loom International Ltd.	IRL	NIA	FOL International Unlimited Company	Ownership	100.000	Berkshire Hathaway Inc.	NO	
							Fruit of the Loom Investments Ltd.	GBR	NIA	FOL International Unlimited Company	Ownership	99.990	Berkshire Hathaway Inc.	NO	
							Fruit of the Loom Investments Ltd.	GBR	NIA	Union Sales,LLC.	Ownership	0.010	Berkshire Hathaway Inc.	NO	
							Fruit of the Loom Italy SRL	ITA	NIA	FOL International Unlimited Company	Ownership	100.000	Berkshire Hathaway Inc.	NO	
							Fruit of the Loom Latin America, S.A. de C.V.								
							Fruit of the Loom Latin America, S.A. de C.V.	SLV	NIA	Union Sales,LLC.	Ownership	0.001	Berkshire Hathaway Inc.	NO	
							Fruit of the Loom Ltd.	SLV	NIA	Union Underwear Company, Inc.	Ownership	99.999	Berkshire Hathaway Inc.	NO	
							Fruit of the Loom Ltd.	GBR	NIA	Fruit of the Loom Investments Ltd.	Ownership	99.999	Berkshire Hathaway Inc.	NO	
							Fruit of the Loom Ltd.	GBR	NIA	Union Sales,LLC.	Ownership	0.001	Berkshire Hathaway Inc.	NO	
							Fruit of the Loom Spain, S.A.U.	ESP	NIA	FOL International Unlimited Company	Ownership	100.000	Berkshire Hathaway Inc.	NO	
							Fruit of the Loom Textile SARL a AU	MAR	NIA	FOL International Unlimited Company	Ownership	100.000	Berkshire Hathaway Inc.	NO	
			61-1207878				Fruit of the Loom Trading Company	DE	NIA	Union Sales,LLC.	Ownership	100.000	Berkshire Hathaway Inc.	NO	
							Fruit of the Loom Vietnam Company Limited	VNM	NIA	Fruit of the Loom International Ltd.	Ownership	100.000	Berkshire Hathaway Inc.	NO	
			95-4880223				Fruit of the Loom, Inc.	DE	NIA	Berkshire Hathaway Inc.	Ownership	100.000	Berkshire Hathaway Inc.	NO	
			05-0144075				Fruit of the Loom, Inc.	NY	NIA	Union Underwear Company, Inc.	Ownership	100.000	Berkshire Hathaway Inc.	NO	
							FSR	FRA	NIA	FlightSafety International SARL	Ownership	1.000	Berkshire Hathaway Inc.	NO	
							FSR	FRA	NIA	FlightSafety Properties, Inc.	Ownership	99.000	Berkshire Hathaway Inc.	NO	
			45-2613080				FSVT Motors, LLC	DE	NIA	Berkshire Hathaway Automotive Inc.	Ownership	81.840	Berkshire Hathaway Inc.	NO	
			45-2613080				FSVT Motors, LLC	DE	NIA	BHA Minority Interest Holdco, Inc.	Ownership	10.000	Berkshire Hathaway Inc.	NO	
							FTL Japan KK	JPN	NIA	Russell Brands, LLC	Ownership	100.000	Berkshire Hathaway Inc.	NO	
			61-1278881				FTL Regional Sales Company, Inc.	DE	NIA	Union Underwear Company, Inc.	Ownership	100.000	Berkshire Hathaway Inc.	NO	
			20-1216137				Fuel Processing Operators LLC	AZ	NIA	Pro Petroleum LLC	Ownership	100.000	Berkshire Hathaway Inc.	NO	
			83-4036424				Fuelbook LLC	DE	NIA	Pilot Travel Centers LLC	Ownership	100.000	Berkshire Hathaway Inc.	NO	
			27-4811963				Fun Express LLC	NE	NIA	Oriental Trading Company, Inc.	Ownership	100.000	Berkshire Hathaway Inc.	NO	
			65-0123421				Future Metals LLC	DE	NIA	Marmon/Keystone LLC	Ownership	100.000	Berkshire Hathaway Inc.	NO	
							Future Metals LLC Sp. z o.o.	POL	NIA	Future Metals LLC	Ownership	100.000	Berkshire Hathaway Inc.	NO	
			86-0949028				GAFVT Motors, LLC	DE	NIA	Berkshire Hathaway Automotive Inc.	Ownership	99.840	Berkshire Hathaway Inc.	NO	
			46-1877963				Galena Estates, LLC	KS	NIA	AHP Housing Fund 88, LLC	Ownership	99.990	Berkshire Hathaway Inc.	NO	
							Gang-Nail Philippines, Inc.	PHL	NIA	MiTek Holdings, Inc.	Ownership	100.000	Berkshire Hathaway Inc.	NO	
			86-0949025				GANVT Motors, LLC	DE	NIA	Berkshire Hathaway Automotive Inc.	Ownership	99.840	Berkshire Hathaway Inc.	NO	
							Garan Buena Vista, S.A. de CV	HND	NIA	Garan Manufacturing Corp.	Ownership	100.000	Berkshire Hathaway Inc.	NO	
			13-3259047				Garan Central America Corp.	VA	NIA	Garan, Incorporated	Ownership	100.000	Berkshire Hathaway Inc.	NO	
							Garan De El Salvador, S. A. de C.V.	SLV	NIA	Garan Manufacturing Corp.	Ownership	100.000	Berkshire Hathaway Inc.	NO	
							Garan De Honduras, S.A. de C.V.	HND	NIA	Garan Manufacturing Corp.	Ownership	100.000	Berkshire Hathaway Inc.	NO	
			64-0794969				Garan Manufacturing Corp.	DE	NIA	Garan, Incorporated	Ownership	100.000	Berkshire Hathaway Inc.	NO	
							Garan San Jose, S.A. de C.V.	HND	NIA	Garan Manufacturing Corp.	Ownership	100.000	Berkshire Hathaway Inc.	NO	
			51-0329648				Garan Services Corp.	DE	NIA	Garan, Incorporated	Ownership	100.000	Berkshire Hathaway Inc.	NO	
							Garan, Asia, Ltd.	HKG	NIA	Garan Manufacturing Corp.	Ownership	100.000	Berkshire Hathaway Inc.	NO	
			13-5665657				Garan, Incorporated	DE	NIA	Berkshire Hathaway Life Insurance Company of Nebraska	Ownership	100.000	Berkshire Hathaway Inc.	NO	
			90-0787204				Garfield Place Partners LP	MO	NIA	AHP Housing Fund 33, LLC	Ownership	98.990	Berkshire Hathaway Inc.	NO	
			90-0787204				Garfield Place Partners LP	MO	NIA	AHP State Housing Fund 2, LLC	Ownership	1.000	Berkshire Hathaway Inc.	NO	
			27-4775521				Garfield Sacred HeartHousing, LLC	AZ	NIA	AHP Housing Fund 6, LLC	Ownership	99.990	Berkshire Hathaway Inc.	NO	
							GAS NL B.V.	NLD	NIA	KT Smit Mobile Cooperatie	Ownership	100.000	Berkshire Hathaway Inc.	NO	
							GAS UK B.V.	GBR	NIA	KT Smit Mobile Cooperatie	Ownership	100.000	Berkshire Hathaway Inc.	NO	

ANNUAL STATEMENT FOR THE YEAR 2024 OF THE General Re Life Corporation

SCHEDULE Y
PART 1A - DETAIL OF INSURANCE HOLDING COMPANY SYSTEM

1	2	3	4	5	6	7	8	9	10	11	12	13	14	15	16
Group Code	Group Name	NAIC Company Code	ID Number	Federal RSSD	CIK	Name of Securities Exchange if Publicly Traded (U.S. or International)	Names of Parent, Subsidiaries Or Affiliates	Domiciliary Location	Relationship to Reporting Entity	Directly Controlled by (Name of Entity/Person)	Type of Control (Ownership, Board, Management, Attorney-in-Fact, Influence, Other)	If Control is Ownership Provide Percentage	Ultimate Controlling Entity(ies)/Person(s)	Is an SCA Filing Required? (Yes/No)	*
			43-1594757				Gateway Underwriters Agency, Inc.	MO	NIA	Berkshire Hathaway Inc.	Ownership	80.000	Berkshire Hathaway Inc.	NO	
			52-2282086				GAUM Holdings Inc.	DE	NIA	Global Aerospace Underwriting Managers Limited	Ownership	100.000	Berkshire Hathaway Inc.	NO	
			91-2167192				GAUVT Motors, LLC	DE	NIA	Berkshire Hathaway Automotive Inc.	Ownership	99.840	Berkshire Hathaway Inc.	NO	
			27-2114103				GCI Fund XVIII, LP	MO	NIA	AHP Housing Fund 3, LLC	Ownership	99.990	Berkshire Hathaway Inc.	NO	
			45-4598542				GCI Fund XXVI, LP	MO	NIA	AHP Housing Fund 34, LLC	Ownership	99.990	Berkshire Hathaway Inc.	NO	
0031	Berkshire Hathaway Group	14138	45-2524450				GEICO Advantage Insurance Company	NE	IA	GEICO Corporation	Ownership	100.000	Berkshire Hathaway Inc.	NO	
			88-2577528				GEICO Atlantis Corporation	TX	NIA	GEICO Corporation	Ownership	100.000	Berkshire Hathaway Inc.	NO	
0031	Berkshire Hathaway Group	41491	52-1264413				GEICO Casualty Company	NE	IA	GEICO Indemnity Company	Ownership	100.000	Berkshire Hathaway Inc.	NO	
0031	Berkshire Hathaway Group	14139	45-2524467				GEICO Choice Insurance Company	NE	IA	GEICO Corporation	Ownership	100.000	Berkshire Hathaway Inc.	NO	
			52-1135801				GEICO Corporation	DE	NIA	National Indemnity Company	Ownership	100.000	Berkshire Hathaway Inc.	NO	
0031	Berkshire Hathaway Group	29181	74-6061214				GEICO County Mutual Insurance Company	TX	IA	GEICO Corporation	Ownership	0.000	Berkshire Hathaway Inc.	NO	
			88-2610361				GEICO Discovery Corporation	TX	NIA	GEICO Corporation	Ownership	100.000	Berkshire Hathaway Inc.	NO	
			88-2642347				GEICO Endeavor Corporation	TX	NIA	GEICO Corporation	Ownership	100.000	Berkshire Hathaway Inc.	NO	
0031	Berkshire Hathaway Group	35882	75-1588101				GEICO Financial Services, GmbH	DEU	NIA	GEICO Corporation	Ownership	100.000	Berkshire Hathaway Inc.	NO	
			99-2064489				GEICO General Insurance Company	NE	IA	Government Employees Insurance Company	Ownership	100.000	Berkshire Hathaway Inc.	NO	
0031	Berkshire Hathaway Group	22055	52-0794134				GEICO Horizon Corporation	TX	NIA	GEICO Corporation	Ownership	100.000	Berkshire Hathaway Inc.	NO	
			53-0075853				GEICO Indemnity Company	NE	IA	GEICO Corporation	Ownership	100.000	Berkshire Hathaway Inc.	NO	
			99-2078948				GEICO Insurance Agency, LLC	MD	NIA	Government Employees Insurance Company	Ownership	100.000	Berkshire Hathaway Inc.	NO	
0031	Berkshire Hathaway Group	37923	52-1487364				GEICO Lone Star Corporation	TX	NIA	GEICO Corporation	Ownership	100.000	Berkshire Hathaway Inc.	NO	
			88-2667253				GEICO Marine Insurance Company	NE	IA	Boat America Corporation	Ownership	100.000	Berkshire Hathaway Inc.	NO	
			52-1487364				GEICO Perspective Corporation	TX	NIA	GEICO Corporation	Ownership	100.000	Berkshire Hathaway Inc.	NO	
0031	Berkshire Hathaway Group	17511	92-2766872				GEICO Products, Inc.	MD	NIA	GEICO Corporation	Ownership	100.000	Berkshire Hathaway Inc.	NO	
0031	Berkshire Hathaway Group	14137	45-2524492				GEICO Protection Insurance Company	NE	IA	GEICO Corporation	Ownership	100.000	Berkshire Hathaway Inc.	NO	
0031	Berkshire Hathaway Group	27863	75-6021171				GEICO Secure Insurance Company	NE	IA	GEICO Corporation	Ownership	100.000	Berkshire Hathaway Inc.	NO	
			99-2100757				GEICO Texas County Mutual Insurance Company	TX	IA	GEICO Corporation	Ownership	0.000	Berkshire Hathaway Inc.	NO	
			32-0471595				GEICO Voyager Corporation	TX	NIA	GEICO Corporation	Ownership	100.000	Berkshire Hathaway Inc.	NO	
			47-4774349				Gemini Community Solar, LLC	DE	NIA	Geronimo Community Solar Gardens Holding Company, LLC	Ownership	100.000	Berkshire Hathaway Inc.	NO	
			47-4781457				Gemini CSG1, LLC	DE	NIA	Geronimo Community Solar Gardens, LLC	Ownership	100.000	Berkshire Hathaway Inc.	NO	
			47-4797777				Gemini CSG2, LLC	DE	NIA	Geronimo Community Solar Gardens, LLC	Ownership	100.000	Berkshire Hathaway Inc.	NO	
			13-1861714				Gemini CSG3, LLC	DE	NIA	Geronimo Community Solar Gardens, LLC	Ownership	100.000	Berkshire Hathaway Inc.	NO	
			26-3057400				Gen Re Beirut s.a.l. offshore	LBN	NIA	General Reinsurance AG	Ownership	99.900	Berkshire Hathaway Inc.	NO	
			98-0409699				Gen Re Intermediaries Corporation	NY	NIA	General Re Corporation	Ownership	100.000	Berkshire Hathaway Inc.	NO	
			06-1026471				Gen Re Japan Service Company Limited	JPN	NIA	General Reinsurance Corporation	Ownership	100.000	Berkshire Hathaway Inc.	NO	
			06-1295723				Gen Re Long Ridge, LLC	CT	NIA	General Re Corporation	Ownership	100.000	Berkshire Hathaway Inc.	NO	
			13-2572994				Gen Re Servicios México, S.A.	MEX	NIA	General Reinsurance AG	Ownership	100.000	Berkshire Hathaway Inc.	NO	
			AA-1990120				Gen Re Support Services Mumbai Private Limited	IND	NIA	General Reinsurance AG	Ownership	99.900	Berkshire Hathaway Inc.	NO	
			AA-1340145				Gendon Polymer Services Inc.	CAN	NIA	Harbour Industries (Canada) Ltd.	Ownership	100.000	Berkshire Hathaway Inc.	NO	
			AA-1930285				General Re Corporation	DE	UIP	Berkshire Hathaway Inc.	Ownership	100.000	Berkshire Hathaway Inc.	NO	
0031	Berkshire Hathaway Group	86258	13-2572994				General Re Financial Products Corporation	DE	NIA	GRD Holdings Corporation	Ownership	100.000	Berkshire Hathaway Inc.	NO	
			AA-1930120				General Re Life Corporation	CT	RE	General Reinsurance Corporation	Ownership	100.000	Berkshire Hathaway Inc.	NO	
			AA-1930120				General Reinsurance Africa Ltd.	ZAF	IA	General Reinsurance AG	Ownership	100.000	Berkshire Hathaway Inc.	NO	
			AA-1930145				General Reinsurance AG	DEU	IA	General Reinsurance Corporation	Ownership	100.000	Berkshire Hathaway Inc.	NO	
			AA-1930285				General Reinsurance AG Escritório de Representação no Brasil Ltda.	BRA	NIA	General Reinsurance AG	Ownership	99.900	Berkshire Hathaway Inc.	NO	
0031	Berkshire Hathaway Group	22039	13-2673100				General Reinsurance Australia Ltd	AUS	IA	General Reinsurance Corporation	Ownership	100.000	Berkshire Hathaway Inc.	NO	
			AA-1930033				General Reinsurance Corporation	DE	UDP	General Re Corporation	Ownership	100.000	Berkshire Hathaway Inc.	NO	
							General Reinsurance Life Australia Ltd.	AUS	IA	General Reinsurance AG	Ownership	100.000	Berkshire Hathaway Inc.	NO	

ANNUAL STATEMENT FOR THE YEAR 2024 OF THE General Re Life Corporation

SCHEDULE Y

PART 1A - DETAIL OF INSURANCE HOLDING COMPANY SYSTEM

1	2	3	4	5	6	7	8	9	10	11	12	13	14	15	16
Group Code	Group Name	NAIC Company Code	ID Number	Federal RSSD	CIK	Name of Securities Exchange if Publicly Traded (U.S. or International)	Names of Parent, Subsidiaries Or Affiliates	Domiciliary Location	Relationship to Reporting Entity	Directly Controlled by (Name of Entity/Person)	Type of Control (Ownership, Board, Management, Attorney-in-Fact, Influence, Other)	If Control is Ownership Provide Percentage	Ultimate Controlling Entity(ies)/Person(s)	Is an SCA Filing Required? (Yes/No)	*
.0031	Berkshire Hathaway Group	37362	06-0876629				General Star Indemnity Company	DE	IA	General Reinsurance Corporation	Ownership	100.000	Berkshire Hathaway Inc.	NO	
.0031	Berkshire Hathaway Group	11967	13-1958482				General Star National Insurance Company	DE	IA	General Reinsurance Corporation	Ownership	100.000	Berkshire Hathaway Inc.	NO	
.0031	Berkshire Hathaway Group	38962	06-1024360				Genesis Insurance Company	DE	IA	General Reinsurance Corporation	Ownership	100.000	Berkshire Hathaway Inc.	NO	
			06-1235218				Genesis Management and Insurance Services, LLC	DE	NIA	General Reinsurance Corporation	Ownership	100.000	Berkshire Hathaway Inc.	NO	
			51-0234754				GenStar Insurance Services, LLC	DE	NIA	General Reinsurance Corporation	Ownership	100.000	Berkshire Hathaway Inc.	NO	
			82-0737137				Geronimo Community Solar Gardens Holding Company, LLC	DE	NIA	BHE Community Solar, LLC	Ownership	100.000	Berkshire Hathaway Inc.	NO	
			47-2551010				Geronimo Community Solar Gardens, LLC	DE	NIA	BHE Solar, LLC	Ownership	100.000	Berkshire Hathaway Inc.	NO	
			37-1826244				Gibraltar Title Services, LLC	DE	NIA	HomeServices of Florida, Inc.	Ownership	100.000	Berkshire Hathaway Inc.	NO	
							Gigacomp AG	CHE	NIA	MRC Gigacomp GmbH & Co KG	Ownership	100.000	Berkshire Hathaway Inc.	NO	
							Gitga'at Sterling Crane Ltd.	CAN	NIA	Procrane Inc.	Ownership	49.000	Berkshire Hathaway Inc.	NO	
			81-4894508				Glasswater Creek of Lafayette, LLC	IN	NIA	AHP Housing Fund 161, LLC	Ownership	99.990	Berkshire Hathaway Inc.	NO	
							Global Aerospace Underwriters Limited	GBR	NIA	Global Aerospace Underwriting Managers Limited	Ownership	100.000	Berkshire Hathaway Inc.	NO	
							Global Aerospace Underwriting Managers (Canada) Limited	CAN	NIA	Global Aerospace Underwriting Managers Limited	Ownership	100.000	Berkshire Hathaway Inc.	NO	
							Global Aerospace Underwriting Managers (Europe) SAS	FRA	NIA	Global Aerospace Underwriting Managers Limited	Ownership	100.000	Berkshire Hathaway Inc.	NO	
			98-0414570				Global Aerospace Underwriting Managers Limited	GBR	NIA	Northern States Agency, Inc.	Ownership	49.000	Berkshire Hathaway Inc.	NO	
			22-3259042				Global Aerospace, Inc.	DE	NIA	GAUM Holdings Inc.	Ownership	100.000	Berkshire Hathaway Inc.	NO	
							Global Cranes Pty Ltd	AUS	NIA	Sterling Crane (Australia) Pty Ltd	Ownership	100.000	Berkshire Hathaway Inc.	NO	
							Global Limited	GBR	NIA	Global Aerospace Underwriting Managers Limited	Ownership	100.000	Berkshire Hathaway Inc.	NO	
			27-0168543				GMV Motors, LLC	DE	NIA	Berkshire Hathaway Automotive Inc.	Ownership	84.840	Berkshire Hathaway Inc.	NO	
			92-0517059				Golden State Travel Centers - Colton LLC	DE	NIA	Pilot Travel Centers LLC	Ownership	50.000	Berkshire Hathaway Inc.	NO	
			87-3686572				Golden State Travel Centers LLC	DE	NIA	Pilot Travel Centers LLC	Ownership	50.000	Berkshire Hathaway Inc.	NO	
			84-0534395				Government Employees Financial Corporation	TX	NIA	Government Employees Insurance Company	Ownership	100.000	Berkshire Hathaway Inc.	NO	
.0031	Berkshire Hathaway Group	22063	53-0075853				Government Employees Insurance Company	NE	IA	GEICO Corporation	Ownership	100.000	Berkshire Hathaway Inc.	NO	
			26-0509104				GPVN Motors, LLC	DE	NIA	Berkshire Hathaway Automotive Inc.	Ownership	78.840	Berkshire Hathaway Inc.	NO	
			26-0509104				GPVN Motors, LLC	DE	NIA	BHA Minority Interest Holdco, Inc.	Ownership	11.000	Berkshire Hathaway Inc.	NO	
			81-4203330				GPWH Holdings, LLC	DE	NIA	BHE Wind, LLC	Ownership	100.000	Berkshire Hathaway Inc.	NO	
			86-1038667				Grand Prairie Ford, LLC	DE	NIA	Berkshire Hathaway Automotive Inc.	Ownership	84.840	Berkshire Hathaway Inc.	NO	
			86-1038667				Grand Prairie Ford, LLC	DE	NIA	BHA Minority Interest Holdco, Inc.	Ownership	0.000	Berkshire Hathaway Inc.	NO	
			81-4387037				Grande Prairie Land Holding, LLC	DE	NIA	BHE Wind, LLC	Ownership	100.000	Berkshire Hathaway Inc.	NO	
			81-2637784				Grande Prairie Wind Holdings, LLC	DE	NIA	GPWH Holdings, LLC	Ownership	100.000	Berkshire Hathaway Inc.	NO	
			81-2044072				Grande Prairie Wind II, LLC	DE	NIA	BHE Wind, LLC	Ownership	100.000	Berkshire Hathaway Inc.	NO	
			26-1887917				Grande Prairie Wind, LLC	DE	NIA	Grande Prairie Wind Holdings, LLC	Ownership	100.000	Berkshire Hathaway Inc.	NO	
			75-2642974				Grapevine Imports, LLC	DE	NIA	Berkshire Hathaway Automotive Inc.	Ownership	84.840	Berkshire Hathaway Inc.	NO	
			51-0348552				Graver Technologies LLC	DE	NIA	Maron Industrial Water LLC	Ownership	100.000	Berkshire Hathaway Inc.	NO	
			13-2750341				GRC Realty Corporation	CT	NIA	General Reinsurance Corporation	Ownership	100.000	Berkshire Hathaway Inc.	NO	
							GRD Holdings Corporation	DE	NIA	General Re Corporation	Ownership	100.000	Berkshire Hathaway Inc.	NO	
			43-1269374				Greater Metro, LLC	MO	NIA	HomeServices of Mokane, LLC	Ownership	100.000	Berkshire Hathaway Inc.	NO	
			82-3553523				GreenAmerica Biofuels LLC	DE	NIA	Beverage Management Associates Inc.	Ownership	1.000	Berkshire Hathaway Inc.	NO	
			82-3553523				GreenAmerica Biofuels LLC	DE	NIA	Bunkerhill Oil Marketing LLC	Ownership	99.000	Berkshire Hathaway Inc.	NO	
			86-1886872				GreenAmerica Biofuels Ord LLC	DE	NIA	Bunkerhill Oil Marketing LLC	Ownership	100.000	Berkshire Hathaway Inc.	NO	
			23-2298351				Greenville Metals, Inc.	PA	NIA	SPS International Investment Company	Ownership	100.000	Berkshire Hathaway Inc.	NO	
			27-2518430				Greenville Tube Company LLC	DE	NIA	RathGibson LLC	Ownership	100.000	Berkshire Hathaway Inc.	NO	
							GRF Services Limited	GBR	NIA	Faraday Holdings Limited	Ownership	100.000	Berkshire Hathaway Inc.	NO	

53.35

ANNUAL STATEMENT FOR THE YEAR 2024 OF THE General Re Life Corporation

SCHEDULE Y
PART 1A - DETAIL OF INSURANCE HOLDING COMPANY SYSTEM

1	2	3	4	5	6	7	8	9	10	11	12	13	14	15	16
Group Code	Group Name	NAIC Company Code	ID Number	Federal RSSD	CIK	Name of Securities Exchange if Publicly Traded (U.S. or International)	Names of Parent, Subsidiaries Or Affiliates	Domiciliary Location	Relationship to Reporting Entity	Directly Controlled by (Name of Entity/Person)	Type of Control (Ownership, Board, Management, Attorney-in-Fact, Influence, Other)	If Control is Ownership Provide Percentage	Ultimate Controlling Entity(ies)/Person(s)	Is an SCA Filing Required? (Yes/No)	*
							GRSA Services (Proprietary) Limited	.ZAF	NIA	General Re Corporation	Ownership	100.000	Berkshire Hathaway Inc.	NO	
			51-0367486				GTR Rental LLC	.DE	NIA	XTRA LLC	Ownership	100.000	Berkshire Hathaway Inc.	NO	
			77-0267513				Guarantee Real Estate	.CA	NIA	HomeServices of California, LLC	Ownership	100.000	Berkshire Hathaway Inc.	NO	
			51-0378745				GUARDco, Inc.	.DE	NIA	WestGUARD Insurance Company	Ownership	100.000	Berkshire Hathaway Inc.	NO	
							Gunnedah Asset Trust	.AUS	NIA	Gunnedah Holdco Pty Ltd	Ownership	100.000	Berkshire Hathaway Inc.	NO	
							Gunnedah Finco Pty Ltd	.AUS	NIA	Gunnedah SF Pty Ltd	Ownership	100.000	Berkshire Hathaway Inc.	NO	
							Gunnedah Holdco Pty Ltd	.AUS	NIA	Canadian Solar Investment Management Pty Ltd	Ownership	100.000	Berkshire Hathaway Inc.	NO	
							Gunnedah Holding Trust	.AUS	NIA	Canadian Solar Investment Management Pty Ltd	Ownership	100.000	Berkshire Hathaway Inc.	NO	
							Gunnedah SF Pty Ltd	.AUS	NIA	Gunnedah Holdco Pty Ltd	Ownership	100.000	Berkshire Hathaway Inc.	NO	
			58-2508357				H N Insurance Services, LLC	.GA	NIA	HomeServices Insurance, Inc.	Ownership	50.000	Berkshire Hathaway Inc.	NO	
			04-1127910				H. H. Brown Shoe Company, Inc.	.DE	NIA	BH Shoe Holdings, Inc.	Ownership	100.000	Berkshire Hathaway Inc.	NO	
			06-1498031				H. H. Brown Shoe Technologies, LLC	.DE	NIA	H. H. Brown Shoe Company, Inc.	Ownership	100.000	Berkshire Hathaway Inc.	NO	
			75-1057577				H. J. Justin & Sons, Inc.	.TX	NIA	Justin Brands, Inc.	Ownership	100.000	Berkshire Hathaway Inc.	NO	
			47-0691264				Halex / Scott Fetzer Company	.DE	NIA	BHSF, Inc.	Ownership	100.000	Berkshire Hathaway Inc.	NO	
							Haley R. SWD, LLC	.TX	NIA	Owl Permian, LLC	Ownership	100.000	Berkshire Hathaway Inc.	NO	
			20-2471863				Hamilton Aviation, Inc.	.OR	NIA	Precision Castparts Corp.	Ownership	100.000	Berkshire Hathaway Inc.	NO	
			10-2272051				Harbour Industries (Canada) Ltd.	.CAN	NIA	Harbour Industries LLC	Ownership	100.000	Berkshire Hathaway Inc.	NO	
			03-0343995				Harbour Industries LLC	.DE	NIA	Marmon Wire & Cable, Inc.	Ownership	100.000	Berkshire Hathaway Inc.	NO	
							Harley Street Insurance Group Limited	.GBR	NIA	SLI Holding Limited	Ownership	100.000	Berkshire Hathaway Inc.	NO	
			81-0991952				Hawg SWD, LLC	.TX	NIA	Pilot Water Solutions Permian LLC	Ownership	100.000	Berkshire Hathaway Inc.	NO	
			98-1751498				Hawthorn Life Designated Activity Company	.IRL	NIA	Hawthorn Life International, Ltd.	Ownership	100.000	Berkshire Hathaway Inc.	NO	
			06-1293360				Hawthorn Life International, Ltd.	.CT	NIA	Columbia Insurance Company	Ownership	100.000	Berkshire Hathaway Inc.	NO	
			45-4193830				Heartland Senior Housing, LLC	.IA	NIA	AHP Housing Fund 35, LLC	Ownership	99.990	Berkshire Hathaway Inc.	NO	
			59-2342253				Heat-Pipe Technology, Inc.	.FL	NIA	MiTek Inc.	Ownership	100.000	Berkshire Hathaway Inc.	NO	
			87-2388002				Hebron Equipment LLC	.DE	NIA	Pilot Travel Centers LLC	Ownership	100.000	Berkshire Hathaway Inc.	NO	
			82-5258459				Hegg Limited Referral Company, LLC	.SD	NIA	Edina Realty, Inc.	Ownership	100.000	Berkshire Hathaway Inc.	NO	
			88-4052888				HEGG Realtors Iowa, Inc.	.IA	NIA	HEGG, Realtors Inc.	Ownership	100.000	Berkshire Hathaway Inc.	NO	
			46-0336474				HEGG, Realtors Inc.	.SD	NIA	Edina Realty, Inc.	Ownership	100.000	Berkshire Hathaway Inc.	NO	
			62-1782394				Heibar Installation, Inc.	.TN	NIA	CMH Capital, Inc.	Ownership	100.000	Berkshire Hathaway Inc.	NO	
			63-1180738				Heibar Manufacturing, Inc.	.AL	NIA	CMH Capital, Inc.	Ownership	100.000	Berkshire Hathaway Inc.	NO	
			73-1110197				Helicomb International, Inc.	.OK	NIA	LJ Synch Holdings, Inc.	Ownership	100.000	Berkshire Hathaway Inc.	NO	
			82-0995335				Hellenic Senior Living of Elkhart, LLC	.IN	NIA	AHP Housing Fund 183, LLC	Ownership	99.990	Berkshire Hathaway Inc.	NO	
			81-1377415				Hellenic Senior Living of Indianapolis, LLC	.IN	NIA	AHP Housing Fund 122, LLC	Ownership	99.990	Berkshire Hathaway Inc.	NO	
			81-1370579				Hellenic Senior Living of New Albany, LLC	.IN	NIA	AHP Housing Fund 121, LLC	Ownership	99.990	Berkshire Hathaway Inc.	NO	
			44-0553741				Helzberg's Diamond Shops, LLC	.MO	NIA	BH Holding H Jewelry Inc	Ownership	100.000	Berkshire Hathaway Inc.	NO	
			93-2122183				Henderson WC LLC	.OR	NIA	Titanium Metals Corporation	Ownership	100.000	Berkshire Hathaway Inc.	NO	
			84-1665334				Henley Holdings, LLC	.DE	NIA	CMH Services, Inc.	Ownership	100.000	Berkshire Hathaway Inc.	NO	
			37-1719710				Heritage Holly Springs, LP	.MS	NIA	AHP Housing Fund 66, LLC	Ownership	99.990	Berkshire Hathaway Inc.	NO	
							Herramientas Especializadas Rrks Sa De Cv	.MEX	NIA	ITTI Group USA Holdings, Inc.	Ownership	50.980	Berkshire Hathaway Inc.	NO	
			47-2539983				HFVIBH Motors, LLC	.DE	NIA	Berkshire Hathaway Automotive Inc.	Ownership	94.840	Berkshire Hathaway Inc.	NO	
			30-0719630				Highland Affordable Housing Partners, LLC	.AZ	NIA	AHP Housing Fund 7, LLC	Ownership	99.990	Berkshire Hathaway Inc.	NO	
			81-3639985				Highway 62 West LLC	.DE	NIA	LiquidPower Specialty Products Inc.	Ownership	100.000	Berkshire Hathaway Inc.	NO	
			20-1644415				Hill & Sons, LLC	.GA	NIA	Meyn, LLC	Ownership	100.000	Berkshire Hathaway Inc.	NO	
							Hill Parts de Mexico S. de R.L. de C.V.	.MEX	NIA	Hill & Sons, LLC	Ownership	99.970	Berkshire Hathaway Inc.	NO	
							Hill Parts de Mexico S. de R.L. de C.V.	.MEX	NIA	Meyn Beheer B.V.	Ownership	0.030	Berkshire Hathaway Inc.	NO	
			58-1982676				HN Real Estate Group, L.L.C.	.GA	NIA	HomeServices of America, Inc.	Ownership	100.000	Berkshire Hathaway Inc.	NO	
			58-2021882				HN Referral Corporation	.GA	NIA	HN Real Estate Group, L.L.C.	Ownership	100.000	Berkshire Hathaway Inc.	NO	

ANNUAL STATEMENT FOR THE YEAR 2024 OF THE General Re Life Corporation

SCHEDULE Y

PART 1A - DETAIL OF INSURANCE HOLDING COMPANY SYSTEM

1	2	3	4	5	6	7	8	9	10	11	12	13	14	15	16
Group Code	Group Name	NAIC Company Code	ID Number	Federal RSSD	CIK	Name of Securities Exchange if Publicly Traded (U.S. or International)	Names of Parent, Subsidiaries Or Affiliates	Domi-ciliary Location	Relation-ship to Reporting Entity	Directly Controlled by (Name of Entity/Person)	Type of Control (Ownership, Board, Management, Attorney-in-Fact, Influence, Other)	If Control is Ownership Provide Percentage	Ultimate Controlling Entity(ies)/Person(s)	Is an SCA Filing Re-quired? (Yes/No)	*
			26-1886944				Hohmann and Barnard, Inc.	DE	NIA	Maron Holdings, Inc.	Ownership	100.000	Berkshire Hathaway Inc.	NO	
			62-1764688				Holland Heater De Lier B.V.	MLD	NIA	CTB Legacy Holding B.V.	Ownership	100.000	Berkshire Hathaway Inc.	NO	
			95-4830456				HomeFirst Agency, Inc.	DE	NIA	CMH Capital, Inc.	Ownership	100.000	Berkshire Hathaway Inc.	NO	
			47-0681950				Homemakers Plaza, Inc.	IA	NIA	Nebraska Furniture Mart, Inc.	Ownership	100.000	Berkshire Hathaway Inc.	NO	
			31-1655556				HomeServices Insurance, Inc.	NE	NIA	HomeServices of America, Inc.	Ownership	100.000	Berkshire Hathaway Inc.	NO	
			41-1914032				HomeServices KOI, Inc.	KY	NIA	HomeServices of America, Inc.	Ownership	100.000	Berkshire Hathaway Inc.	NO	
			82-2151914				HomeServices Lending, LLC	DE	NIA	Prosperity Home Mortgage, LLC	Ownership	100.000	Berkshire Hathaway Inc.	NO	
			32-0415970				HomeServices MidAtlantic, LLC	DE	NIA	HomeServices of America, Inc.	Ownership	100.000	Berkshire Hathaway Inc.	NO	
			20-4454064				HomeServices Northeast, LLC	DE	NIA	HomeServices of America, Inc.	Ownership	100.000	Berkshire Hathaway Inc.	NO	
			41-1945806				HomeServices of Alabama, Inc.	DE	NIA	HomeServices of America, Inc.	Ownership	100.000	Berkshire Hathaway Inc.	NO	
			87-1425369				HomeServices of America, Inc.	DE	NIA	Berkshire Hathaway Energy Company	Ownership	100.000	Berkshire Hathaway Inc.	NO	
			27-0000735				HomeServices of Arizona, LLC	DE	NIA	HomeServices of America, Inc.	Ownership	100.000	Berkshire Hathaway Inc.	NO	
			81-2769461				HomeServices of California, LLC	DE	NIA	HomeServices of America, Inc.	Ownership	100.000	Berkshire Hathaway Inc.	NO	
			20-0133249				HomeServices of Colorado, LLC	DE	NIA	HomeServices of America, Inc.	Ownership	100.000	Berkshire Hathaway Inc.	NO	
			46-2109399				HomeServices of Florida, Inc.	FL	NIA	HomeServices of America, Inc.	Ownership	100.000	Berkshire Hathaway Inc.	NO	
			45-3030859				HomeServices of Georgia, LLC	DE	NIA	HomeServices of America, Inc.	Ownership	100.000	Berkshire Hathaway Inc.	NO	
			27-0707250				HomeServices of Illinois Holdings, LLC	DE	NIA	HomeServices of America, Inc.	Ownership	100.000	Berkshire Hathaway Inc.	NO	
			20-2754006				HomeServices of Illinois, LLC	DE	NIA	HomeServices of Illinois Holdings, LLC	Ownership	100.000	Berkshire Hathaway Inc.	NO	
							HomeServices of Iowa, Inc.	DE	NIA	HomeServices of America, Inc.	Ownership	100.000	Berkshire Hathaway Inc.	NO	
							HomeServices of Kentucky Real Estate Academy, LLC	KY	NIA	HomeServices KOI, Inc.	Ownership	100.000	Berkshire Hathaway Inc.	NO	
			83-3982138				HomeServices of Minnesota, LLC	MIN	NIA	HomeServices of America, Inc.	Ownership	100.000	Berkshire Hathaway Inc.	NO	
			46-1526294				HomeServices of Mokan, LLC	DE	NIA	HomeServices of America, Inc.	Ownership	100.000	Berkshire Hathaway Inc.	NO	
			71-0932808				HomeServices of Nebraska, Inc.	NE	NIA	HomeServices of America, Inc.	Ownership	100.000	Berkshire Hathaway Inc.	NO	
			87-1438926				HomeServices of Nevada, LLC	DE	NIA	HomeServices of America, Inc.	Ownership	100.000	Berkshire Hathaway Inc.	NO	
			81-4616152				HomeServices of New York, LLC	DE	NIA	HomeServices of America, Inc.	Ownership	100.000	Berkshire Hathaway Inc.	NO	
			45-4447496				HomeServices of Oregon, LLC	DE	NIA	HomeServices of America, Inc.	Ownership	100.000	Berkshire Hathaway Inc.	NO	
			20-1000367				HomeServices of the Carolinas, Inc.	DE	NIA	HomeServices of America, Inc.	Ownership	100.000	Berkshire Hathaway Inc.	NO	
			45-4824233				HomeServices of Washington, LLC	DE	NIA	HomeServices of America, Inc.	Ownership	100.000	Berkshire Hathaway Inc.	NO	
			47-3933481				HomeServices of Wisconsin, LLC	DE	NIA	HomeServices of America, Inc.	Ownership	100.000	Berkshire Hathaway Inc.	NO	
			82-2352960				HomeServices Partnership Group, LLC	DE	NIA	HomeServices of America, Inc.	Ownership	100.000	Berkshire Hathaway Inc.	NO	
			86-1802961				HomeServices Property Management, LLC	DE	NIA	Long & Foster Real Estate, Inc.	Ownership	100.000	Berkshire Hathaway Inc.	NO	
			20-2376984				HomeServices Referral Network, LLC	IN	NIA	HomeServices KOI, Inc.	Ownership	100.000	Berkshire Hathaway Inc.	NO	
			20-1657427				HomeServices Relocation, LLC	DE	NIA	HomeServices of America, Inc.	Ownership	100.000	Berkshire Hathaway Inc.	NO	
			87-4798312				HomeServices Title Holdings, LLC	DE	NIA	HomeServices of America, Inc.	Ownership	100.000	Berkshire Hathaway Inc.	NO	
			36-4948490				Horus Infrastructure IA LLC	DE	NIA	Pilot Water Solutions LLC	Ownership	100.000	Berkshire Hathaway Inc.	NO	
			81-5352778				Houlihan Lawrence Associates, LLC	DE	NIA	Houlihan/Lawrence Inc.	Ownership	100.000	Berkshire Hathaway Inc.	NO	
			13-3217965				Houlihan/Lawrence Inc.	NY	NIA	HomeServices of New York, LLC	Ownership	100.000	Berkshire Hathaway Inc.	NO	
			38-3920582				Houston 5110 Griggs Road Residential, LP	TX	NIA	AHP Housing Fund 196, LLC	Ownership	99.980	Berkshire Hathaway Inc.	NO	
			74-6175960				Houston Belt & Terminal Railway Company	TX	NIA	BNSF Railway Company	Ownership	50.000	Berkshire Hathaway Inc.	NO	
			46-1860109				HS Franchise Holding, LLC	DE	NIA	HomeServices of America, Inc.	Ownership	100.000	Berkshire Hathaway Inc.	NO	
			46-1254823				HSF Affiliates LLC	DE	NIA	HS Franchise Holding, LLC	Ownership	100.000	Berkshire Hathaway Inc.	NO	
			90-0941201				HSGA Real Estate Group, L.L.C.	DE	NIA	HomeServices of Georgia, LLC	Ownership	100.000	Berkshire Hathaway Inc.	NO	
			82-5189237				HSN Holdings, LLC	DE	NIA	HomeServices of America, Inc.	Ownership	100.000	Berkshire Hathaway Inc.	NO	
			87-1468650				HSN Title Holding, LLC	NV	NIA	HomeServices of Nevada, LLC	Ownership	100.000	Berkshire Hathaway Inc.	NO	
			82-5240109				HSTX Title, LLC	DE	NIA	HomeServices Title Holdings, LLC	Ownership	100.000	Berkshire Hathaway Inc.	NO	
			47-3933552				HSW Affiliates Holding, LLC	DE	NIA	HomeServices of Wisconsin, LLC	Ownership	100.000	Berkshire Hathaway Inc.	NO	

ANNUAL STATEMENT FOR THE YEAR 2024 OF THE General Re Life Corporation

SCHEDULE Y

PART 1A - DETAIL OF INSURANCE HOLDING COMPANY SYSTEM

1	2	3	4	5	6	7	8	9	10	11	12	13	14	15	16
Group Code	Group Name	NAIC Company Code	ID Number	Federal RSSD	CIK	Name of Securities Exchange if Publicly Traded (U.S. or International)	Names of Parent, Subsidiaries Or Affiliates	Domiciliary Location	Relationship to Reporting Entity	Directly Controlled by (Name of Entity/Person)	Type of Control (Ownership, Board, Management, Attorney-in-Fact, Influence, Other)	If Control is Ownership Provide Percentage	Ultimate Controlling Entity(ies)/Person(s)	Is an SCA Filing Required? (Yes/No)	*
			30-0746548				Hunt Capital Partners Tax Credit Fund 2012 - Oak Hill, LLC (FKA AHP Housing Fund 13, LLC)	DE	NIA	Affordable Housing Partners, Inc.	Ownership	0.010	Berkshire Hathaway Inc.	NO	
			30-0746548				Hunt Capital Partners Tax Credit Fund 2012 - Oak Hill, LLC (FKA AHP Housing Fund 13, LLC)	DE	NIA	AHP Affordable, LLC	Ownership	99.990	Berkshire Hathaway Inc.	NO	
			13-5158550				Huntington Alloys Corporation	DE	NIA	Special Metals LLC	Ownership	100.000	Berkshire Hathaway Inc.	NO	
			46-4867805				Huntington Estates LP	TX	NIA	AHP Housing Fund 110, LLC	Ownership	99.990	Berkshire Hathaway Inc.	NO	
			48-1230195				Husker Auto Group, LLC	DE	NIA	Berkshire Hathaway Automotive Inc.	Ownership	87.840	Berkshire Hathaway Inc.	NO	
			82-4288963				Hyperion EmployeeCo Holdings LLC	DE	NIA	Hyperion Water Holdings LLC	Ownership	100.000	Berkshire Hathaway Inc.	NO	
			84-4060927				Hyperion EmployeeCo LLC	DE	NIA	Hyperion EmployeeCo Holdings LLC	Ownership	1.000	Berkshire Hathaway Inc.	NO	
			84-4060927				Hyperion EmployeeCo LLC	DE	NIA	Hyperion Water Holdings LLC	Ownership	99.000	Berkshire Hathaway Inc.	NO	
			84-4008244				Hyperion Water Holdings LLC	DE	NIA	PFJE AssetCo Holdings LLC	Ownership	50.000	Berkshire Hathaway Inc.	NO	
			84-4016608				Hyperion Water Technologies LLC	DE	NIA	Hyperion Water Holdings LLC	Ownership	100.000	Berkshire Hathaway Inc.	NO	
							I.G.R.E.C. Grundstuecksverwaltungs Gmbh	DEU	NIA	Iscar Hartmetall A.G.	Ownership	100.000	Berkshire Hathaway Inc.	NO	
0031	Berkshire Hathaway Group	97764	06-1053475				Idealife Insurance Company	CT	DS	General Re Life Corporation	Ownership	100.000	Berkshire Hathaway Inc.	NO	
			47-3317184				IES Holding II, LLC	DE	NIA	MES Holding, LLC	Ownership	100.000	Berkshire Hathaway Inc.	NO	
			99-3056800				IH Goodyear Apartments Owner I LLC	DE	NIA	AHP Housing Fund 395, LLC	Ownership	99.990	Berkshire Hathaway Inc.	NO	
			99-4455505				IH Maricopa Apartments Owner II LLC	DE	NIA	AHP Housing Fund 396, LLC	Ownership	99.990	Berkshire Hathaway Inc.	NO	
			98-1681468				ILPS Limited Unipessoal LDA	PRT	NIA	IPS-Integrated Project Services, LLC	Ownership	100.000	Berkshire Hathaway Inc.	NO	
							IMC (Germany) Holdings GmbH	DEU	NIA	IMC International Metalworking Companies Inc.	Ownership	100.000	Berkshire Hathaway Inc.	NO	
							IMC Benelux B.V.	NLD	NIA	IMC International Metalworking Companies Inc.	Ownership	100.000	Berkshire Hathaway Inc.	NO	
							IMC EndMill Ltd.	KOR	NIA	IMC International Metalworking Companies Inc.	Ownership	100.000	Berkshire Hathaway Inc.	NO	
			93-4843432				IMC International Metalworking Companies Inc.	DE	NIA	BH-IMC Holdings Inc.	Ownership	100.000	Berkshire Hathaway Inc.	NO	
							IMC International Metalworking Engineering & Production (Dalian) Co. Ltd.	CHN	NIA	Taegutec Ltd.	Ownership	100.000	Berkshire Hathaway Inc.	NO	
							IMC Metaldur S.A	CHE	NIA	IMC International Metalworking Companies Inc.	Ownership	100.000	Berkshire Hathaway Inc.	NO	
			34-1237442				IMCO Carbide Tool Inc.	DE	NIA	ITTI Investment Holdings Inc.	Ownership	75.453	Berkshire Hathaway Inc.	NO	
			95-2636966				Imperial Magma LLC	DE	NIA	Magma Power Company	Ownership	100.000	Berkshire Hathaway Inc.	NO	
			85-2558721				Independence Wind Energy LLC	IA	NIA	BHER Independence Wind Holdco, LLC	Ownership	100.000	Berkshire Hathaway Inc.	NO	
			63-0854239				Industrial Tooling & Supply LLC	DE	NIA	ITTI Investment Holdings Inc.	Ownership	51.000	Berkshire Hathaway Inc.	NO	
							Industrias Ecodyne S.A. de C.V.	MEX	NIA	Ecodyne Corporation	Ownership	49.000	Berkshire Hathaway Inc.	NO	
							Industriepark Werk Bobingen GmbH and Co. KG	DEU	NIA	Johns Manville GmbH	Ownership	57.143	Berkshire Hathaway Inc.	NO	
							Industriepark Werk Bobingen Verwaltungs GmbH	DEU	NIA	Johns Manville GmbH	Ownership	57.143	Berkshire Hathaway Inc.	NO	
			86-0661598				Infiniti of Scottsdale, LLC	DE	NIA	Berkshire Hathaway Automotive Inc.	Ownership	94.840	Berkshire Hathaway Inc.	NO	
			86-0661598				Infiniti of Scottsdale, LLC	DE	NIA	BHA Minority Interest Holdco, Inc.	Ownership	5.000	Berkshire Hathaway Inc.	NO	
							Infrastructure North Limited	GBR	NIA	Northern Electric plc.	Ownership	100.000	Berkshire Hathaway Inc.	NO	
			75-2908703				Ingersoll Cutting Tool Company Inc.	DE	NIA	ITTI Group USA Holdings, Inc.	Ownership	100.000	Berkshire Hathaway Inc.	NO	
							Ingersoll Cutting Tool Ltd.	CAN	NIA	IMC International Metalworking Companies Inc.	Ownership	100.000	Berkshire Hathaway Inc.	NO	
							Ingersoll Cutting Tools De Mexico, Sa De C.V.	MEX	NIA	IMC International Metalworking Companies Inc.	Ownership	99.998	Berkshire Hathaway Inc.	NO	
							Ingersoll Cutting Tools De Mexico, Sa De C.V.	MEX	NIA	Iscar Hartmetall A.G.	Ownership	0.002	Berkshire Hathaway Inc.	NO	

ANNUAL STATEMENT FOR THE YEAR 2024 OF THE General Re Life Corporation

SCHEDULE Y

PART 1A - DETAIL OF INSURANCE HOLDING COMPANY SYSTEM

1	2	3	4	5	6	7	8	9	10	11	12	13	14	15	16
Group Code	Group Name	NAIC Company Code	ID Number	Federal RSSD	CIK	Name of Securities Exchange if Publicly Traded (U.S. or International)	Names of Parent, Subsidiaries Or Affiliates	Domi-ciliary Location	Relation-ship to Reporting Entity	Directly Controlled by (Name of Entity/Person)	Type of Control (Ownership, Board, Management, Attorney-in-Fact, Influence, Other)	If Control is Ownership Provide Percentage	Ultimate Controlling Entity(ies)/Person(s)	Is an SCA Filing Re-quired? (Yes/No)	*
							Ingersoll France Sarl	.FRA	NIA	Ingersoll Werkzeuge GmbH	Ownership	100.000	Berkshire Hathaway Inc.	NO	
							Ingersoll Hungary Kft	.HUN	NIA	IMC International Metalworking Companies Inc.	Ownership	99.173	Berkshire Hathaway Inc.	NO	
							Ingersoll Hungary Kft	.HUN	NIA	Iscar Ltd.	Ownership	0.827	Berkshire Hathaway Inc.	NO	
							Ingersoll Taegutec Italia S.r.l.	.ITA	NIA	IMC International Metalworking Companies Inc.	Ownership	65.000	Berkshire Hathaway Inc.	NO	
							Ingersoll Werkzeuge GmbH	.DEU	NIA	IMC (Germany) Holdings GmbH	Ownership	100.000	Berkshire Hathaway Inc.	NO	
			46-3641328				Ingram Place Apartments, LLC	.WI	NIA	AHP Housing Fund 52, LLC	Ownership	99.990	Berkshire Hathaway Inc.	NO	
			47-2942226				Inman, LLC	.LA	NIA	AHP Housing Fund 156, LLC	Ownership	99.000	Berkshire Hathaway Inc.	NO	
			75-2230919				Innovative Building Products, Inc.	.TX	NIA	Acme Brick Company	Ownership	100.000	Berkshire Hathaway Inc.	NO	
			77-0321770				Innovative Coatings Technology Corporation	.CA	NIA	Precision Castparts Corp.	Ownership	100.000	Berkshire Hathaway Inc.	NO	
			86-3659651				Insight Home Inspections, LLC	.DE	NIA	Long & Foster Real Estate, Inc.	Ownership	100.000	Berkshire Hathaway Inc.	NO	
							Integral ILS Ltd	.BMU	NIA	Transatlantic Holdings, Inc.	Ownership	19.990	Berkshire Hathaway Inc.	NO	
			98-1169612				Integrated Project Services International Pvt Ltd.	.IND	NIA	IPS-Integrated Project Services, LLC	Ownership	100.000	Berkshire Hathaway Inc.	NO	
							Integrated Utility Services Limited	.GBR	NIA	Northern Electric plc.	Ownership	100.000	Berkshire Hathaway Inc.	NO	
							Integrated Utility Services Limited	.IRL	NIA	Northern Powergrid Limited	Ownership	100.000	Berkshire Hathaway Inc.	NO	
							Intehna Beo Doo Beograd	.SRB	NIA	IMC International Metalworking Companies Inc.	Ownership	51.000	Berkshire Hathaway Inc.	NO	
							Intehna d.o.o.	.SVN	NIA	IMC International Metalworking Companies Inc.	Ownership	50.000	Berkshire Hathaway Inc.	NO	
							Intehna Zagreb Ltd.	.HRV	NIA	IMC International Metalworking Companies Inc.	Ownership	60.000	Berkshire Hathaway Inc.	NO	
			74-2723385				Interco Tobacco Retailers, Inc.	.NV	NIA	McLane Company, Inc.	Ownership	100.000	Berkshire Hathaway Inc.	NO	
			52-2066843				International Dairy Queen, Inc.	.DE	NIA	Berkshire Hathaway Inc.	Ownership	100.000	Berkshire Hathaway Inc.	NO	
			52-0792766				International Insurance Underwriters, Inc.	.DE	NIA	GEICO Corporation	Ownership	100.000	Berkshire Hathaway Inc.	NO	
			20-1035906				Intero Franchise Services, Inc.	.CA	NIA	HomeServices of California, LLC	Ownership	100.000	Berkshire Hathaway Inc.	NO	
			84-2365146				Intero Nevada, LLC	.DE	NIA	Intero Real Estate Services, Inc.	Ownership	100.000	Berkshire Hathaway Inc.	NO	
			20-8819780				Intero Real Estate Holdings, Inc.	.CA	NIA	HomeServices of California, LLC	Ownership	100.000	Berkshire Hathaway Inc.	NO	
			75-3075968				Intero Real Estate Services, Inc.	.CA	NIA	Intero Real Estate Holdings, Inc.	Ownership	100.000	Berkshire Hathaway Inc.	NO	
			32-0392701				Intero Referral Services, Inc.	.CA	NIA	Intero Real Estate Holdings, Inc.	Ownership	100.000	Berkshire Hathaway Inc.	NO	
			27-0771746				Intrepid JSB, Inc.	.NC	NIA	McLane Company, Inc.	Ownership	100.000	Berkshire Hathaway Inc.	NO	
			27-1457162				IOC Motors, LLC	.DE	NIA	Berkshire Hathaway Automotive Inc.	Ownership	83.840	Berkshire Hathaway Inc.	NO	
			27-1457162				IOC Motors, LLC	.DE	NIA	BHA Minority Interest Holdco, Inc.	Ownership	16.000	Berkshire Hathaway Inc.	NO	
			42-0791647				Iowa Realty Co., Inc.	.IA	NIA	HomeServices of Iowa, Inc.	Ownership	100.000	Berkshire Hathaway Inc.	NO	
			42-1249112				Iowa Title Company	.IA	NIA	HomeServices of Iowa, Inc.	Ownership	100.000	Berkshire Hathaway Inc.	NO	
			42-1524809				Iowa Title Linn County II, LLC	.IA	NIA	Iowa Title Company	Ownership	70.000	Berkshire Hathaway Inc.	NO	
			98-1548281				IPS Architect Services Canada Inc.	.CAN	NIA	IPS-Integrated Project Services GmbH	Ownership	49.000	Berkshire Hathaway Inc.	NO	
			38-4155004				IPS Bioengineering Technology (Shanghai) Co., Ltd.	.CHN	NIA	IPS-Integrated Project Services, LLC	Ownership	100.000	Berkshire Hathaway Inc.	NO	
			27-2909419				IPS Professional Engineers and Architects, PC	.PA	NIA	IPS-Integrated Project Services, LLC	Ownership	100.000	Berkshire Hathaway Inc.	NO	
			98-1469538				IPS-Integrated Project Services (Germany) GmbH	.DEU	NIA	IPS-Integrated Project Services GmbH	Ownership	100.000	Berkshire Hathaway Inc.	NO	
			98-1381700				IPS-Integrated Project Services (Ireland) Limited	.IRL	NIA	IPS-Integrated Project Services Limited	Ownership	100.000	Berkshire Hathaway Inc.	NO	
			23-2865978				IPS-Integrated Project Services Corp.	.PA	NIA	IPS-Integrated Project Services, LLC	Ownership	100.000	Berkshire Hathaway Inc.	NO	
			98-1344891				IPS-Integrated Project Services GmbH	.CHE	NIA	IPS-Integrated Project Services Limited	Ownership	100.000	Berkshire Hathaway Inc.	NO	
			98-1169585				IPS-Integrated Project Services Limited	.GBR	NIA	IPS-Integrated Project Services, LLC	Ownership	100.000	Berkshire Hathaway Inc.	NO	
			23-2561581				IPS-Integrated Project Services, LLC	.DE	NIA	Alleghany Capital Corporation	Ownership	85.070	Berkshire Hathaway Inc.	NO	

ANNUAL STATEMENT FOR THE YEAR 2024 OF THE General Re Life Corporation

SCHEDULE Y

PART 1A - DETAIL OF INSURANCE HOLDING COMPANY SYSTEM

1	2	3	4	5	6	7	8	9	10	11	12	13	14	15	16
Group Code	Group Name	NAIC Company Code	ID Number	Federal RSSD	CIK	Name of Securities Exchange if Publicly Traded (U.S. or International)	Names of Parent, Subsidiaries Or Affiliates	Domi-ciliary Location	Relation-ship to Reporting Entity	Directly Controlled by (Name of Entity/Person)	Type of Control (Ownership, Board, Management, Attorney-in-Fact, Influence, Other)	If Control is Ownership Provide Percentage	Ultimate Controlling Entity(ies)/Person(s)	Is an SCA Filing Re-quired? (Yes/No)	*
			98-1198327				IPS-Integrated Project Services, Pvt Ltd	..SGPNIA	IPS-Integrated Project Services, LLC	Ownership	100.000	Berkshire Hathaway Inc.	NO	
			98-1345844				IPS-Integrated Project Services, ULC	..CANNIA	IPS-Integrated Project Services GmbH	Ownership	100.000	Berkshire Hathaway Inc.	NO	
			80-0736836				IPS-Mehtalia, Private Limited	..INDNIA	IPS-Integrated Project Services, LLC	Ownership	99.000	Berkshire Hathaway Inc.	NO	
							IPS-Services de Projets integres (Quebec) S.E.N.C.	..CANNIA	IPS-Integrated Project Services, ULC	Ownership	49.000	Berkshire Hathaway Inc.	NO	
			98-1105723				IPS-Servicos de Projetos Integrados Ltda	..BRANIA	IPS-Integrated Project Services, LLC	Ownership	99.000	Berkshire Hathaway Inc.	NO	
			45-3823308				Ironman-GMC, Limited Partnership	..OKNIA	AHP Housing Fund 10, LLC	Ownership	99.990	Berkshire Hathaway Inc.	NO	
			38-2265237				Ironwood Plastics	..MINIA	CTB IW	Ownership	100.000	Berkshire Hathaway Inc.	NO	
			06-1285387				Iroquois Gas Transmission System L.P.	..DENIA	Iroquois GP Holding Company, LLC	Ownership	25.930	Berkshire Hathaway Inc.	NO	
			06-1285387				Iroquois Gas Transmission System L.P.	..DENIA	Iroquois, Inc.	Ownership	24.070	Berkshire Hathaway Inc.	NO	
			55-0704971				Iroquois GP Holding Company, LLC	..DENIA	Iroquois, Inc.	Ownership	100.000	Berkshire Hathaway Inc.	NO	
			55-0704971				Iroquois, Inc.	..DENIA	Eastern Energy Gas Holdings, LLC	Ownership	100.000	Berkshire Hathaway Inc.	NO	
			75-2827242				Irvtex Automotive Sales II, LLC	..DENIA	Berkshire Hathaway Automotive Inc.	Ownership	84.840	Berkshire Hathaway Inc.	NO	
			75-2827242				Irvtex Automotive Sales II, LLC	..DENIA	BHA Minority Interest Holdco, Inc.	Ownership	5.000	Berkshire Hathaway Inc.	NO	
			86-2052304				Isabela Multifamily Acruva, LLC	..FLNIA	AHP Housing Fund 385, LLC	Ownership	99.990	Berkshire Hathaway Inc.	NO	
			06-1355981				Isabela Shoe Corporation LLC	..DENIA	H. H. Brown Shoe Company, Inc.	Ownership	100.000	Berkshire Hathaway Inc.	NO	
							IMC International Metalworking Companies								
							Iscar Alati d.o.o.	..HRVNIA	Inc.	Ownership	100.000	Berkshire Hathaway Inc.	NO	
							Iscar Australia Pty. Limited	..AUSNIA	Iscar Hartmetall A.G.	Ownership	100.000	Berkshire Hathaway Inc.	NO	
							IMC International Metalworking Companies								
							Iscar Austria GMBH	..AUTNIA	Inc.	Ownership	100.000	Berkshire Hathaway Inc.	NO	
							IMC International Metalworking Companies								
							Iscar Benelux S.A	..BELNIA	Inc.	Ownership	99.933	Berkshire Hathaway Inc.	NO	
							Iscar Benelux S.A	..BELNIA	Iscar Ltd.	Ownership	0.067	Berkshire Hathaway Inc.	NO	
							IMC International Metalworking Companies								
							Iscar Bulgaria Eood	..BGRNIA	Inc.	Ownership	100.000	Berkshire Hathaway Inc.	NO	
							IMC International Metalworking Companies								
							Iscar C.R. s.r.o.	..CZENIA	Inc.	Ownership	100.000	Berkshire Hathaway Inc.	NO	
							IMC International Metalworking Companies								
							Iscar De Mexico S.A. De C.V.	..MEXNIA	Inc.	Ownership	99.998	Berkshire Hathaway Inc.	NO	
							Iscar De Mexico S.A. De C.V.	..MEXNIA	Iscar Ltd.	Ownership	0.002	Berkshire Hathaway Inc.	NO	
							IMC International Metalworking Companies								
							Iscar DO Brasil Comercial Ltda.	..BRANIA	Inc.	Ownership	100.000	Berkshire Hathaway Inc.	NO	
							Iscar DO Brasil Comercial Ltda.	..BRANIA	Iscar Hartmetall A.G.	Ownership	0.000	Berkshire Hathaway Inc.	NO	
							IMC International Metalworking Companies								
							Iscar Finland OY	..FINNIA	Inc.	Ownership	51.000	Berkshire Hathaway Inc.	NO	
							Iscar France S.A.S.	..FRANIA	Iscar Hartmetall A.G.	Ownership	99.960	Berkshire Hathaway Inc.	NO	
							Iscar France S.A.S.	..FRANIA	Iscar Ltd.	Ownership	0.040	Berkshire Hathaway Inc.	NO	
							IMC International Metalworking Companies								
							Iscar Germany GmbH	..DEUNIA	Inc.	Ownership	100.000	Berkshire Hathaway Inc.	NO	
							IMC International Metalworking Companies								
							Iscar Greece S.A.	..GRCNIA	Inc.	Ownership	99.833	Berkshire Hathaway Inc.	NO	
							Iscar Greece S.A.	..GRCNIA	Iscar Ltd.	Ownership	0.167	Berkshire Hathaway Inc.	NO	
							IMC International Metalworking Companies								
							Iscar Gulf Holding Ltd	..ARENIA	Inc.	Ownership	51.000	Berkshire Hathaway Inc.	NO	
							Iscar Gulf Trading L.L.C	..ARENIA	Iscar Gulf Holding Ltd	Ownership	100.000	Berkshire Hathaway Inc.	NO	
							IMC International Metalworking Companies								
							Iscar Hartmetall A.G.	..CHENIA	Inc.	Ownership	100.000	Berkshire Hathaway Inc.	NO	
							IMC International Metalworking Companies								
							Iscar Hungary Kft	..HUNNIA	Inc.	Ownership	96.667	Berkshire Hathaway Inc.	NO	

53.40

ANNUAL STATEMENT FOR THE YEAR 2024 OF THE General Re Life Corporation

SCHEDULE Y

PART 1A - DETAIL OF INSURANCE HOLDING COMPANY SYSTEM

1	2	3	4	5	6	7	8	9	10	11	12	13	14	15	16
Group Code	Group Name	NAIC Company Code	ID Number	Federal RSSD	CIK	Name of Securities Exchange if Publicly Traded (U.S. or International)	Names of Parent, Subsidiaries Or Affiliates	Domi-ciliary Location	Relation-ship to Reporting Entity	Directly Controlled by (Name of Entity/Person)	Type of Control (Ownership, Board, Management, Attorney-in-Fact, Influence, Other)	If Control is Ownership Provide Percentage	Ultimate Controlling Entity(ies)/Person(s)	Is an SCA Filing Re-quired? (Yes/No)	*
							Iscar Hungary Kft	.HUN	NIA	Iscar Hartmetall A.G.	Ownership	3.333	Berkshire Hathaway Inc.	NO	
							Iscar Iberica S.A.	.ESP	NIA	IMC International Metalworking Companies Inc.	Ownership	50.000	Berkshire Hathaway Inc.	NO	
							Iscar India Private Limited	.IND	NIA	IMC International Metalworking Companies Inc.	Ownership	100.000	Berkshire Hathaway Inc.	NO	
							Iscar International Trading (Shanghai) Co. Ltd.	.CHN	NIA	IMC International Metalworking Companies Inc.	Ownership	100.000	Berkshire Hathaway Inc.	NO	
							Iscar Italia s.r.l.	.ITA	NIA	IMC International Metalworking Companies Inc.	Ownership	100.000	Berkshire Hathaway Inc.	NO	
							Iscar Japan Ltd.	.JPN	NIA	IMC International Metalworking Companies Inc.	Ownership	100.000	Berkshire Hathaway Inc.	NO	
							Iscar Kazakhstan	.KAZ	NIA	IMC International Metalworking Companies Inc.	Ownership	51.000	Berkshire Hathaway Inc.	NO	
							Iscar Kesici Takim Ticareti Veimalati Ltd. Sirketi	.TUR	NIA	IMC International Metalworking Companies Inc.	Ownership	100.000	Berkshire Hathaway Inc.	NO	
			98-1160098				Iscar Ltd.	.ISR	NIA	IMC International Metalworking Companies Inc.	Ownership	100.000	Berkshire Hathaway Inc.	NO	
			11-2129228				Iscar Metal Cutting Technology (Shanghai) Co., Ltd.	.CHN	NIA	IMC International Metalworking Companies Inc.	Ownership	100.000	Berkshire Hathaway Inc.	NO	
							Iscar Metals Inc.	.NJ	NIA	ITTI Group USA Holdings, Inc.	Ownership	100.000	Berkshire Hathaway Inc.	NO	
							Iscar Morocco	.MAR	NIA	IMC International Metalworking Companies Inc.	Ownership	99.000	Berkshire Hathaway Inc.	NO	
							Iscar Morocco	.MAR	NIA	Iscar France S.A.S.	Ownership	1.000	Berkshire Hathaway Inc.	NO	
							Iscar Nederland B.V.	.NLD	NIA	IMC Benelux B.V.	Ownership	100.000	Berkshire Hathaway Inc.	NO	
							Iscar Nepremicine d.o.o.	.SVN	NIA	IMC International Metalworking Companies Inc.	Ownership	50.000	Berkshire Hathaway Inc.	NO	
							Iscar Poland Sp. Z.o.o.	.POL	NIA	IMC International Metalworking Companies Inc.	Ownership	100.000	Berkshire Hathaway Inc.	NO	
							Iscar Portugal-Tools And Machinery, S.A.	.PRT	NIA	Iscar Hartmetall A.G.	Ownership	0.010	Berkshire Hathaway Inc.	NO	
							Iscar Portugal-Tools And Machinery, S.A.	.PRT	NIA	Iscar Iberica S.A.	Ownership	99.960	Berkshire Hathaway Inc.	NO	
							Iscar Portugal-Tools And Machinery, S.A.	.PRT	NIA	Iscar Ltd.	Ownership	0.010	Berkshire Hathaway Inc.	NO	
							Iscar Portugal-Tools And Machinery, S.A.	.PRT	NIA	Wertsam Technology, S.L.	Ownership	0.010	Berkshire Hathaway Inc.	NO	
							Iscar Rezni Alati d.o.o.	.HRV	NIA	IMC International Metalworking Companies Inc.	Ownership	100.000	Berkshire Hathaway Inc.	NO	
							Iscar Slovenija d.o.o.	.SVN	NIA	IMC International Metalworking Companies Inc.	Ownership	50.000	Berkshire Hathaway Inc.	NO	
							Iscar South Africa (Pty) Ltd.	.ZAF	NIA	IMC International Metalworking Companies Inc.	Ownership	100.000	Berkshire Hathaway Inc.	NO	
							Iscar Sr. S.R.O.	.SVK	NIA	IMC International Metalworking Companies Inc.	Ownership	100.000	Berkshire Hathaway Inc.	NO	
							Iscar Sverige AB	.SWE	NIA	IMC International Metalworking Companies Inc.	Ownership	100.000	Berkshire Hathaway Inc.	NO	
							Iscar Taiwan, Ltd.	.TWN	NIA	IMC International Metalworking Companies Inc.	Ownership	75.500	Berkshire Hathaway Inc.	NO	
							Iscar Thailand, Ltd.	.THA	NIA	IMC International Metalworking Companies Inc.	Ownership	51.000	Berkshire Hathaway Inc.	NO	
							Iscar Tools Argentina S.A.	.ARG	NIA	IMC International Metalworking Companies Inc.	Ownership	50.000	Berkshire Hathaway Inc.	NO	
							Iscar Tools d.o.o.	.SRB	NIA	IMC International Metalworking Companies Inc.	Ownership	100.000	Berkshire Hathaway Inc.	NO	
							Iscar Tools Inc.	.CAN	NIA	IMC International Metalworking Companies Inc.	Ownership	100.000	Berkshire Hathaway Inc.	NO	

ANNUAL STATEMENT FOR THE YEAR 2024 OF THE General Re Life Corporation

SCHEDULE Y

PART 1A - DETAIL OF INSURANCE HOLDING COMPANY SYSTEM

1	2	3	4	5	6	7	8	9	10	11	12	13	14	15	16
Group Code	Group Name	NAIC Company Code	ID Number	Federal RSSD	CIK	Name of Securities Exchange if Publicly Traded (U.S. or International)	Names of Parent, Subsidiaries Or Affiliates	Domi-ciliary Location	Relation-ship to Reporting Entity	Directly Controlled by (Name of Entity/Person)	Type of Control (Ownership, Board, Management, Attorney-in-Fact, Influence, Other)	If Control is Ownership Provide Percentage	Ultimate Controlling Entity(ies)/Person(s)	Is an SCA Filing Re-quired? (Yes/No)	*
							Iscar Tools Ltd.	.GBR	NIA	IMC International Metalworking Companies Inc.	Ownership	100.000	Berkshire Hathaway Inc.	NO	
							Iscar Tools S.R.L.	.ROU	NIA	IMC International Metalworking Companies Inc.	Ownership	100.000	Berkshire Hathaway Inc.	NO	
							Iscar Vietnam LLC	.VNM	NIA	IMC International Metalworking Companies Inc.	Ownership	51.000	Berkshire Hathaway Inc.	NO	
							Isreco A.G.	.CHE	NIA	IMC International Metalworking Companies Inc.	Ownership	100.000	Berkshire Hathaway Inc.	NO	
							Iswerco Aktiebolag	.SWE	NIA	IMC International Metalworking Companies Inc.	Ownership	100.000	Berkshire Hathaway Inc.	NO	
							It. Te. Di. S.R.L.	.ITA	NIA	IMC International Metalworking Companies Inc.	Ownership	51.020	Berkshire Hathaway Inc.	NO	
			75-2908704				ITTI Group USA Holdings, Inc.	.DE	NIA	BH Credit LLC	Ownership	100.000	Berkshire Hathaway Inc.	NO	
			37-1737373				ITTI Investment Holdings Inc.	.DE	NIA	ITTI Group USA Holdings, Inc.	Ownership	100.000	Berkshire Hathaway Inc.	NO	
							IUS Limited	.GBR	NIA	Northern Electric plc.	Ownership	100.000	Berkshire Hathaway Inc.	NO	
			38-2777964				Iwen Tool Supply, LLC	.DE	NIA	ITTI Investment Holdings Inc.	Ownership	90.000	Berkshire Hathaway Inc.	NO	
			55-0668752				J.L. Mining Company	.DE	NIA	transition holdings, LLC	Ownership	100.000	Berkshire Hathaway Inc.	NO	
			36-4335235				JA Wire and Cable LLC	.DE	NIA	Marmon Wire & Cable, Inc.	Ownership	100.000	Berkshire Hathaway Inc.	NO	
			46-1139252				Jackson Square Housing, LLC	.NC	NIA	AHP Housing Fund 25, LLC	Ownership	99.990	Berkshire Hathaway Inc.	NO	
							Jakob Boss Polska SP Z.O.O	.POL	NIA	IMC International Metalworking Companies Inc.	Ownership	49.020	Berkshire Hathaway Inc.	NO	
			25-1261676				James H. Cross Co., LLC	.DE	NIA	ITTI Investment Holdings Inc.	Ownership	51.000	Berkshire Hathaway Inc.	NO	
			47-2365223				James Place Tax Credit Fund, LLC	.MO	NIA	AHP Housing Fund 147, LLC	Ownership	99.990	Berkshire Hathaway Inc.	NO	
			47-3430486				Jasper Lofts, LLC	.IN	NIA	AHP Housing Fund 128, LLC	Ownership	99.990	Berkshire Hathaway Inc.	NO	
			36-4802342				JAX LNG, LLC	.DE	NIA	Pivotal JAX LNG, LLC	Ownership	50.000	Berkshire Hathaway Inc.	NO	
			98-1183185				Jaz Toys HK Limited	.HKG	NIA	Alleghany Capital Corporation	Ownership	100.000	Berkshire Hathaway Inc.	NO	
			98-1279867				Jaz Toys UK Ltd	.GBR	NIA	Jaz Toys HK Limited	Ownership	100.000	Berkshire Hathaway Inc.	NO	
							Jaz Toys UK Ltd. French Branch	.FRA	NIA	Jaz Toys UK Ltd	Ownership	100.000	Berkshire Hathaway Inc.	NO	
			84-4049477				Jazplus, LLC	.DE	NIA	Alleghany Capital Corporation	Ownership	100.000	Berkshire Hathaway Inc.	NO	
							Jazwares Australia Holdco Pty Ltd	.AUS	NIA	Jazwares, LLC	Ownership	100.000	Berkshire Hathaway Inc.	NO	
							Jazwares Australia Opco Pty Ltd	.AUS	NIA	Jazwares Australia Holdco Pty Ltd	Ownership	100.000	Berkshire Hathaway Inc.	NO	
			86-1941206				Jazwares Canada Holdings Inc.	.DE	NIA	Jazwares, LLC	Ownership	100.000	Berkshire Hathaway Inc.	NO	
							Jazwares Canada LP	.DE	NIA	Jazwares Canada Holdings Inc.	Ownership	0.100	Berkshire Hathaway Inc.	NO	
							Jazwares Canada LP	.DE	NIA	Jazwares, LLC	Ownership	99.900	Berkshire Hathaway Inc.	NO	
			47-3729412				Jazwares Entertainment, LLC	.DE	NIA	Alleghany Capital Corporation	Ownership	100.000	Berkshire Hathaway Inc.	NO	
			98-1655884				Jazwares Europe GmbH & Co. KG	.DEU	NIA	Jaz Toys UK Ltd	Ownership	100.000	Berkshire Hathaway Inc.	NO	
			98-1655883				Jazwares Europe Management GmbH	.DEU	NIA	Jaz Toys UK Ltd	Ownership	100.000	Berkshire Hathaway Inc.	NO	
			98-1279860				Jazwares GmbH	.DEU	NIA	Jazwares Europe GmbH & Co. KG	Ownership	100.000	Berkshire Hathaway Inc.	NO	
							Jazwares Holland B.V.	.NLD	NIA	Jazwares Europe GmbH & Co. KG	Ownership	100.000	Berkshire Hathaway Inc.	NO	
							Jazwares Iberia, S.L.	.ESP	NIA	Jaz Toys UK Ltd	Ownership	100.000	Berkshire Hathaway Inc.	NO	
			98-1536047				Jazwares S. de R.L. de C.V.	.MEX	NIA	Jaz Toys HK Limited	Ownership	99.900	Berkshire Hathaway Inc.	NO	
			98-1536047				Jazwares S. de R.L. de C.V.	.MEX	NIA	Jaz Toys UK Ltd	Ownership	0.100	Berkshire Hathaway Inc.	NO	
			92-0285257				Jazwares Soft Creations LLC	.DE	NIA	Alleghany Capital Corporation	Ownership	100.000	Berkshire Hathaway Inc.	NO	
			51-0388825				Jazwares, LLC	.DE	NIA	Alleghany Capital Corporation	Ownership	100.000	Berkshire Hathaway Inc.	NO	
			61-1326644				JBRC, Inc.	.KY	NIA	HomeServices K01, Inc.	Ownership	100.000	Berkshire Hathaway Inc.	NO	
			98-0450029				Jerzees Buena Vista, SRL	.HND	NIA	Union Sales,LLC.	Ownership	0.010	Berkshire Hathaway Inc.	NO	
			98-0450029				Jerzees Buena Vista, SRL	.HND	NIA	Union Underwear Company, Inc.	Ownership	99.990	Berkshire Hathaway Inc.	NO	
							Jerzees Campeche, SA de CV	.MEX	NIA	Russell Brands, LLC	Ownership	98.000	Berkshire Hathaway Inc.	NO	
							Jerzees Campeche, SA de CV	.MEX	NIA	Union Sales,LLC.	Ownership	2.000	Berkshire Hathaway Inc.	NO	
			98-0450034				Jerzees Choloma SRL	.HND	NIA	RLA Mfg. SRL	Ownership	99.990	Berkshire Hathaway Inc.	NO	

53.42

ANNUAL STATEMENT FOR THE YEAR 2024 OF THE General Re Life Corporation

SCHEDULE Y

PART 1A - DETAIL OF INSURANCE HOLDING COMPANY SYSTEM

1	2	3	4	5	6	7	8	9	10	11	12	13	14	15	16
Group Code	Group Name	NAIC Company Code	ID Number	Federal RSSD	CIK	Name of Securities Exchange if Publicly Traded (U.S. or International)	Names of Parent, Subsidiaries Or Affiliates	Domiciliary Location	Relationship to Reporting Entity	Directly Controlled by (Name of Entity/Person)	Type of Control (Ownership, Board, Management, Attorney-in-Fact, Influence, Other)	If Control is Ownership Provide Percentage	Ultimate Controlling Entity(ies)/Person(s)	Is an SCA Filing Required? (Yes/No)	*
			98-0450034				Jerzees Choloma SRL	.HND	NIA	Union Sales,LLC	Ownership	0.010	Berkshire Hathaway Inc.	NO	
			98-0450030				Jerzees de Honduras SRL	.HND	NIA	Union Sales,LLC	Ownership	0.010	Berkshire Hathaway Inc.	NO	
			98-0450030				Jerzees de Honduras SRL	.HND	NIA	Union Underwear Company, Inc.	Ownership	99.990	Berkshire Hathaway Inc.	NO	
			98-0652908				Jerzees Nuevo Dia SRL	.HND	NIA	Union Sales,LLC	Ownership	2.000	Berkshire Hathaway Inc.	NO	
			98-0652908				Jerzees Nuevo Dia SRL	.HND	NIA	Union Underwear Company, Inc.	Ownership	98.000	Berkshire Hathaway Inc.	NO	
							Jerzees Yucatan, SA de CV	.MEX	NIA	Russell Brands, LLC	Ownership	84.816	Berkshire Hathaway Inc.	NO	
							Jerzees Yucatan, SA de CV	.MEX	NIA	Union Sales,LLC	Ownership	0.001	Berkshire Hathaway Inc.	NO	
							Jerzees Yucatan, SA de CV	.MEX	NIA	Vanity Fair Brands, LP	Ownership	15.161	Berkshire Hathaway Inc.	NO	
							Jerzees Yucatan, SA de CV	.MEX	NIA	Vanity Fair Inc.	Ownership	0.021	Berkshire Hathaway Inc.	NO	
			76-0183386				Joe Myers Automotive, LLC	.DE	NIA	Berkshire Hathaway Automotive Inc.	Ownership	84.840	Berkshire Hathaway Inc.	NO	
			76-0660241				Joe Myers Ford II, LLC	.DE	NIA	Berkshire Hathaway Automotive Inc.	Ownership	99.840	Berkshire Hathaway Inc.	NO	
			76-0295766				Joe Myers Motors Three, LLC	.DE	NIA	Berkshire Hathaway Automotive Inc.	Ownership	84.840	Berkshire Hathaway Inc.	NO	
			61-1682406				John Calvin Manor Housing Partners, LP	.MO	NIA	AHP Housing Fund 100, LLC	Ownership	99.990	Berkshire Hathaway Inc.	NO	
			13-0889690				Johns Manville	.DE	NIA	Johns Manville Corporation	Ownership	100.000	Berkshire Hathaway Inc.	NO	
							Johns Manville Benelux N.V.	.BEL	NIA	Castigliano Vermögensverwaltungs GmbH	Ownership	0.040	Berkshire Hathaway Inc.	NO	
							Johns Manville Benelux N.V.	.BEL	NIA	Johns Manville Europe GmbH	Ownership	99.960	Berkshire Hathaway Inc.	NO	
			98-0382237				Johns Manville Canada, Inc.	.CAN	NIA	Johns Manville	Ownership	100.000	Berkshire Hathaway Inc.	NO	
			84-0856796				Johns Manville Corporation	.DE	NIA	Berkshire Hathaway Inc.	Ownership	100.000	Berkshire Hathaway Inc.	NO	
			98-0681826				Johns Manville Europe GmbH	.DEU	NIA	Johns Manville	Ownership	100.000	Berkshire Hathaway Inc.	NO	
							Johns Manville France S.A.R.L.	.FRA	NIA	Johns Manville Europe GmbH	Ownership	100.000	Berkshire Hathaway Inc.	NO	
			13-6034039				Johns Manville Fund, Inc.	.DE	NIA	Johns Manville Corporation	Ownership	100.000	Berkshire Hathaway Inc.	NO	
			98-1036381				Johns Manville GmbH	.DEU	NIA	Johns Manville Europe GmbH	Ownership	100.000	Berkshire Hathaway Inc.	NO	
			98-1036399				Johns Manville International B.V.	.NLD	NIA	Johns Manville Europe GmbH	Ownership	100.000	Berkshire Hathaway Inc.	NO	
			98-1272652				Johns Manville LTD	.GBR	NIA	Johns Manville	Ownership	100.000	Berkshire Hathaway Inc.	NO	
							Johns Manville Ltd. (West Africa) Ltd.	.NGA	NIA	Johns Manville	Ownership	100.000	Berkshire Hathaway Inc.	NO	
							Johns Manville Polska Sp. z o.o.	.POL	NIA	Johns Manville International B.V.	Ownership	99.500	Berkshire Hathaway Inc.	NO	
							Johns Manville Polska Sp. z o.o.	.POL	NIA	Schuller GmbH	Ownership	0.500	Berkshire Hathaway Inc.	NO	
							Johns Manville S.r.l.	.ITA	NIA	Johns Manville Europe GmbH	Ownership	100.000	Berkshire Hathaway Inc.	NO	
			98-1036388				Johns Manville Sales GmbH	.DEU	NIA	Johns Manville Europe GmbH	Ownership	100.000	Berkshire Hathaway Inc.	NO	
							Johns Manville Sales GmbH (branch office Turkey)	.DEU	NIA	Johns Manville Sales GmbH	Ownership	100.000	Berkshire Hathaway Inc.	NO	
			98-1036388				Johns Manville Slovakia, a.s.	.SVK	NIA	Johns Manville Europe GmbH	Ownership	100.000	Berkshire Hathaway Inc.	NO	
			98-1094419				Jomac Canada Inc.	.CAN	NIA	Wells Lamont Industry Group LLC	Ownership	100.000	Berkshire Hathaway Inc.	NO	
			94-3342606				Jordan's Furniture, Inc.	.MA	NIA	Berkshire Hathaway Inc.	Ownership	100.000	Berkshire Hathaway Inc.	NO	
			98-0433156				Joya de Ceren Limitada, de C.V.	.SLV	NIA	Union Sales,LLC	Ownership	1.000	Berkshire Hathaway Inc.	NO	
			98-0433156				Joya de Ceren Limitada, de C.V.	.SLV	NIA	Union Underwear Company, Inc.	Ownership	99.000	Berkshire Hathaway Inc.	NO	
			75-2061724				Joyce Steel Erection LLC	.DE	NIA	Procrane Holdings, Inc.	Ownership	100.000	Berkshire Hathaway Inc.	NO	
			63-0833102				JRIBW Realty, Inc.	.AL	NIA	HomeServices of America, Inc.	Ownership	100.000	Berkshire Hathaway Inc.	NO	
			46-5277885				Jumbo Road Holdings, LLC	.DE	NIA	BHE Wind, LLC	Ownership	100.000	Berkshire Hathaway Inc.	NO	
			45-2428886				Justin Brands Canada, LLC	.DE	NIA	Justin Brands, Inc.	Ownership	100.000	Berkshire Hathaway Inc.	NO	
			75-2403338				Justin Brands, Inc.	.DE	NIA	BH Shoe Holdings, Inc.	Ownership	100.000	Berkshire Hathaway Inc.	NO	
			45-2632969				JVL 1721, LP	.MO	NIA	AHP Housing Fund 101, LLC	Ownership	98.990	Berkshire Hathaway Inc.	NO	
			82-1725948				K West Apartments LP	.OR	NIA	AHP Housing Fund 166, LLC	Ownership	99.990	Berkshire Hathaway Inc.	NO	
							K2023267932 (South Africa) Proprietary Limited	.ZAF	NIA	Lubrizol Luxembourg S.a.r.l.	Ownership	100.000	Berkshire Hathaway Inc.	NO	
							K2024076605 (South Africa) Proprietary Limited	.ZAF	NIA	Lubrizol Luxembourg S.a.r.l.	Ownership	100.000	Berkshire Hathaway Inc.	NO	
			58-1360668				Kahn Ventures, Inc.	.GA	NIA	McLane Company, Inc.	Ownership	100.000	Berkshire Hathaway Inc.	NO	
							KainaiLink, L.P.	.CAN	NIA	AltaLink Management Ltd.	Ownership	0.010	Berkshire Hathaway Inc.	NO	

53.43

ANNUAL STATEMENT FOR THE YEAR 2024 OF THE General Re Life Corporation

SCHEDULE Y

PART 1A - DETAIL OF INSURANCE HOLDING COMPANY SYSTEM

1	2	3	4	5	6	7	8	9	10	11	12	13	14	15	16
Group Code	Group Name	NAIC Company Code	ID Number	Federal RSSD	CIK	Name of Securities Exchange if Publicly Traded (U.S. or International)	Names of Parent, Subsidiaries Or Affiliates	Domiciliary Location	Relationship to Reporting Entity	Directly Controlled by (Name of Entity/Person)	Type of Control (Ownership, Board, Management, Attorney-in-Fact, Influence, Other)	If Control is Ownership Provide Percentage	Ultimate Controlling Entity(ies)/Person(s)	Is an SCA Filing Required? (Yes/No)	*
			98-1142275				KainaiLink, L.P.	.CAN	NIA	Altalink, L.P.	Ownership	48.995	Berkshire Hathaway Inc.	NO	
			44-6000762				KALISTRUT Aerospace S.A.S.	.FRA	NIA	PCC UK Global Holdings Limited	Ownership	100.000	Berkshire Hathaway Inc.	NO	
			43-1887243				Kansas City Terminal Railway Company	.MO	NIA	BNSF Railway Company	Ownership	25.000	Berkshire Hathaway Inc.	NO	
			46-1934331				Kansas City Title, Inc.	.MO	NIA	Reece & Nichols Realtors, Inc.	Ownership	100.000	Berkshire Hathaway Inc.	NO	
			93-3962237				Katherine Estates, LP	.MO	NIA	AHP Housing Fund 102, LLC	Ownership	98.990	Berkshire Hathaway Inc.	NO	
			99-0750494				KCIC LIHTC 10 LLC	.OH	NIA	Affordable Housing Partners, Inc.	Ownership	100.000	Berkshire Hathaway Inc.	NO	
			33-1491361				KCIC LIHTC 12 LLC	.DE	NIA	Affordable Housing Partners, Inc.	Ownership	100.000	Berkshire Hathaway Inc.	NO	
			93-1907645				KCIC LIHTC 13 LLC	.DE	NIA	AHP 1, L.P.	Ownership	100.000	Berkshire Hathaway Inc.	NO	
			20-8648861				KCIC LIHTC 6 LLC	.DE	NIA	Affordable Housing Partners, Inc.	Ownership	100.000	Berkshire Hathaway Inc.	NO	
			93-1916323				Kearney I LLC	.DE	NIA	Pilot Travel Centers LLC	Ownership	100.000	Berkshire Hathaway Inc.	NO	
			84-5150269				Keeler Park MTE LLC	.DE	NIA	KCIC LIHTC 6 LLC	Ownership	100.000	Berkshire Hathaway Inc.	NO	
			84-5160796				Kelly Amusement Holdings, LLC	.DE	NIA	Allegheny Capital Corporation	Ownership	100.000	Berkshire Hathaway Inc.	NO	
			84-5160796				Kelly Toys Holdings, LLC	.DE	NIA	DBBH Motors LLC	Ownership	25.000	Berkshire Hathaway Inc.	NO	
			35-0815650				Kelly Toys Holdings, LLC	.DE	NIA	Jazwares, LLC	Ownership	75.000	Berkshire Hathaway Inc.	NO	
			95-3412882				Kenny Kent Chevrolet Co., LLC	.DE	NIA	Berkshire Hathaway Automotive Inc.	Ownership	99.840	Berkshire Hathaway Inc.	NO	
			88-1079392				Ken's Spray Equipment LLC	.CA	NIA	Precision Castparts Corp.	Ownership	100.000	Berkshire Hathaway Inc.	NO	
			31-1655556				Kentmere at Hill Shop Road, LLC	.GA	NIA	TP-GH JV, LLC	Ownership	100.000	Berkshire Hathaway Inc.	NO	
			61-0366810				Kentucky Residential Referral Service, LLC	.KY	NIA	HomeServices KOI, Inc.	Ownership	100.000	Berkshire Hathaway Inc.	NO	
			61-0366810				Kentucky Trailer Paint & Reconditioning Center, LLC	.KY	NIA	R.C. Tway Company, LLC	Ownership	100.000	Berkshire Hathaway Inc.	NO	
			26-0177066				Kentucky Trailer Services, LLC	.KY	NIA	R.C. Tway Company, LLC	Ownership	100.000	Berkshire Hathaway Inc.	NO	
			47-3977567				Kentwood Commercial, LLC	.CO	NIA	Kentwood, LLC	Ownership	100.000	Berkshire Hathaway Inc.	NO	
			26-0176956				Kentwood Real Estate Services, LLC	.CO	NIA	Kentwood, LLC	Ownership	100.000	Berkshire Hathaway Inc.	NO	
			92-3081837				Kentwood, LLC	.CO	NIA	HomeServices of Colorado, LLC	Ownership	100.000	Berkshire Hathaway Inc.	NO	
			47-2432464				Keokuk Family Flats LLC	.IA	NIA	AHP Housing Fund 330, LLC	Ownership	99.990	Berkshire Hathaway Inc.	NO	
			36-4333144				Keokuk Senior Lofts, LLC	.IA	NIA	AHP Housing Fund 127, LLC	Ownership	99.990	Berkshire Hathaway Inc.	NO	
			76-0185455				Kerite LLC	.DE	NIA	Marmon Wire & Cable, Inc.	Ownership	100.000	Berkshire Hathaway Inc.	NO	
			98-1243076				Kern River Gas Transmission Company	.DE	NIA	KR Holding, LLC	Ownership	100.000	Berkshire Hathaway Inc.	NO	
			98-1639401				KG Coating Limited	.GBR	NIA	SPS Technologies Limited	Ownership	100.000	Berkshire Hathaway Inc.	NO	
			56-1758362				Kiabay Unlimited Company	.IRL	NIA	Anchorbuoy Ltd	Ownership	100.000	Berkshire Hathaway Inc.	NO	
			54-1831164				Kido International Limited	.HKG	NIA	Shaw Industries Group, Inc.	Ownership	100.000	Berkshire Hathaway Inc.	NO	
			95-3211874				KINEXO, Inc.	.NC	NIA	McLane Company, Inc.	Ownership	100.000	Berkshire Hathaway Inc.	NO	
			23-2833579				KITCO Fiber Optics, Inc.	.VA	NIA	Marmon Wire & Cable, Inc.	Ownership	100.000	Berkshire Hathaway Inc.	NO	
			81-5195931				Klune Industries, Inc.	.CA	NIA	Precision Castparts Corp.	Ownership	100.000	Berkshire Hathaway Inc.	NO	
			75-3045251				KMS Ltd.	.KOR	NIA	Taegutec Ltd.	Ownership	100.000	Berkshire Hathaway Inc.	NO	
			27-1102271				Koehler-Bright Star LLC	.DE	NIA	Marmon Engineered Components Company	Ownership	100.000	Berkshire Hathaway Inc.	NO	
			98-0532789				Kokomo RCF LP	.IN	NIA	AHP Housing Fund 159, LLC	Ownership	99.990	Berkshire Hathaway Inc.	NO	
			26-0239834				KR Holding, LLC	.DE	NIA	BHE Pipeline Group, LLC	Ownership	100.000	Berkshire Hathaway Inc.	NO	
			04-2294740				KT European Holdings, LLC	.KY	NIA	R.C. Tway Company, LLC	Ownership	100.000	Berkshire Hathaway Inc.	NO	
			90-0016800				KT Smit Mobile Cooperatie	.NLD	NIA	KT European Holdings, LLC	Ownership	0.010	Berkshire Hathaway Inc.	NO	
							KT Smit Mobile Cooperatie	.NLD	NIA	R.C. Tway Company, LLC	Ownership	99.990	Berkshire Hathaway Inc.	NO	
							KTVT Motors, LLC	.DE	NIA	Berkshire Hathaway Automotive Inc.	Ownership	99.840	Berkshire Hathaway Inc.	NO	
							Kunshan EcoWater Systems Company Limited	.CHN	NIA	Marmon Water Investments Pte. Ltd.	Ownership	100.000	Berkshire Hathaway Inc.	NO	
							KX Technologies LLC	.DE	NIA	Marmon Water, Inc.	Ownership	100.000	Berkshire Hathaway Inc.	NO	
							KX Technologies Pte. Ltd.	.SGP	NIA	Marmon Water (Singapore) Pte Ltd.	Ownership	45.720	Berkshire Hathaway Inc.	NO	
							KX Technologies Pte. Ltd.	.SGP	NIA	Marmon Water, Inc.	Ownership	54.280	Berkshire Hathaway Inc.	NO	
							Kyoei Fire & Marine Insurance Co. Limited	.GBR	IA	Tenecom Limited	Ownership	100.000	Berkshire Hathaway Inc.	NO	
							L. A. Darling Company LLC	.DE	NIA	Marmon Retail Store Equipment LLC	Ownership	100.000	Berkshire Hathaway Inc.	NO	
							L. A. Terminals, Inc.	.CA	NIA	Brilliant National Services, Inc.	Ownership	100.000	Berkshire Hathaway Inc.	NO	

ANNUAL STATEMENT FOR THE YEAR 2024 OF THE General Re Life Corporation

SCHEDULE Y

PART 1A - DETAIL OF INSURANCE HOLDING COMPANY SYSTEM

1	2	3	4	5	6	7	8	9	10	11	12	13	14	15	16
Group Code	Group Name	NAIC Company Code	ID Number	Federal RSSD	CIK	Name of Securities Exchange if Publicly Traded (U.S. or International)	Names of Parent, Subsidiaries Or Affiliates	Domiciliary Location	Relationship to Reporting Entity	Directly Controlled by (Name of Entity/Person)	Type of Control (Ownership, Board, Management, Attorney-in-Fact, Influence, Other)	If Control is Ownership Provide Percentage	Ultimate Controlling Entity(ies)/Person(s)	Is an SCA Filing Required? (Yes/No)	*
							Laake GmbH	.DEU	NIA	CTB Verwaltung GmbH	Ownership	100.000	Berkshire Hathaway Inc.	NO	
			83-1511108				Lake Meadows AL, LP	.IN	NIA	AHP Housing Fund 216, LLC	Ownership	99.990	Berkshire Hathaway Inc.	NO	
			37-1770966				Lake Ridge LSL Senior, LP	.MO	NIA	AHP Housing Fund 151, LLC	Ownership	98.990	Berkshire Hathaway Inc.	NO	
			98-0433157				Lamatepec Manufacturing, Limitada, de C.V.	.SLV	NIA	Union Sales, LLC	Ownership	1.000	Berkshire Hathaway Inc.	NO	
			98-0433157				Lamatepec Manufacturing, Limitada, de C.V.	.SLV	NIA	Union Underwear Company, Inc.	Ownership	99.000	Berkshire Hathaway Inc.	NO	
			20-3025379				Land Partners One, LLC	.GA	NIA	Shaw Industries Group, Inc.	Ownership	100.000	Berkshire Hathaway Inc.	NO	
							Land Partners Two, LLC	.DE	NIA	Shaw Industries Group, Inc.	Ownership	100.000	Berkshire Hathaway Inc.	NO	
			93-4020613				Landing on Orem, LP	.TX	NIA	AHP Housing Fund 346, LLC	Ownership	99.980	Berkshire Hathaway Inc.	NO	
.0031	Berkshire Hathaway Group	33138	73-0994137				Landmark American Insurance Company	.NH	IA	RSUI Indemnity Company	Ownership	100.000	Berkshire Hathaway Inc.	NO	
			88-0093923				Lands of Sierra, Inc.	.NV	NIA	NV Energy, Inc.	Ownership	100.000	Berkshire Hathaway Inc.	NO	
			47-0816079				Larabee School of Real Estate, Inc.	.NE	NIA	HomeServices of Nebraska, Inc.	Ownership	100.000	Berkshire Hathaway Inc.	NO	
							Larson-Juhl A.S.	.NOR	NIA	Larson-Juhl International LLC	Ownership	100.000	Berkshire Hathaway Inc.	NO	
							Larson-Juhl Australia	.AUS	NIA	Larson-Juhl International LLC	Ownership	100.000	Berkshire Hathaway Inc.	NO	
							Larson-Juhl Canada Ltd.	.CAN	NIA	Larson-Juhl International LLC	Ownership	100.000	Berkshire Hathaway Inc.	NO	
			58-2140956				Larson-Juhl France LLC	.GA	NIA	Larson-Juhl International LLC	Ownership	100.000	Berkshire Hathaway Inc.	NO	
			58-2233652				Larson-Juhl Germany	.DEU	NIA	Larson-Juhl International LLC	Ownership	100.000	Berkshire Hathaway Inc.	NO	
			58-2140960				Larson-Juhl International LLC	.GA	NIA	Albecca Inc.	Ownership	100.000	Berkshire Hathaway Inc.	NO	
							Larson-Juhl Ireland Ltd.	.IRL	NIA	Northampton Acquisition Limited	Ownership	100.000	Berkshire Hathaway Inc.	NO	
			58-2233650				Larson-Juhl Korea, Limited	.KOR	NIA	Larson-Juhl International LLC	Ownership	100.000	Berkshire Hathaway Inc.	NO	
							Larson-Juhl Netherlands B.V.	.NLD	NIA	Larson-Juhl International LLC	Ownership	100.000	Berkshire Hathaway Inc.	NO	
							Larson-Juhl New Zealand Limited	.NZL	NIA	Larson-Juhl International LLC	Ownership	100.000	Berkshire Hathaway Inc.	NO	
							Larson-Juhl Nippon Co., Ltd.	.JPN	NIA	Larson-Juhl International LLC	Ownership	100.000	Berkshire Hathaway Inc.	NO	
							Larson-Juhl Qingdao Co. Ltd.	.CHN	NIA	Larson-Juhl Nippon Co., Ltd.	Ownership	100.000	Berkshire Hathaway Inc.	NO	
							Larson-Juhl s.r.o.	.CZE	NIA	Northampton Acquisition Limited	Ownership	100.000	Berkshire Hathaway Inc.	NO	
							Larson-Juhl Sweden A.B.	.SWE	NIA	Larson-Juhl International LLC	Ownership	100.000	Berkshire Hathaway Inc.	NO	
			98-0221543				Larson-Juhl UK	.GBR	NIA	Northampton Acquisition Limited	Ownership	100.000	Berkshire Hathaway Inc.	NO	
			58-2398627				Larson-Juhl US LLC	.GA	NIA	Larson-Juhl International LLC	Ownership	100.000	Berkshire Hathaway Inc.	NO	
			47-1619707				Laurel Hill Venture, LLC	.VA	NIA	AHP Housing Fund 111, LLC	Ownership	99.991	Berkshire Hathaway Inc.	NO	
							Leach & Garner (Guangzhou) Limited	.CHN	NIA	Leach & Garner (HK) Limited	Ownership	100.000	Berkshire Hathaway Inc.	NO	
							Leach & Garner (HK) Limited	.HKG	NIA	Richline Group, Inc.	Ownership	100.000	Berkshire Hathaway Inc.	NO	
			04-3034114				LeachGarner, Inc.	.DE	NIA	Richline Group, Inc.	Ownership	100.000	Berkshire Hathaway Inc.	NO	
			98-0433159				Lempa Services, Limitada, de C.V.	.SLV	NIA	Union Sales, LLC	Ownership	1.000	Berkshire Hathaway Inc.	NO	
			98-0433159				Lempa Services, Limitada, de C.V.	.SLV	NIA	Union Underwear Company, Inc.	Ownership	99.000	Berkshire Hathaway Inc.	NO	
			93-3117170				Lincoln Senior Flats LLC	.IL	NIA	AHP Housing Fund 240, LLC	Ownership	99.990	Berkshire Hathaway Inc.	NO	
			98-1641965				Line Radharc Limited	.IRL	NIA	Anchorbuoy Ltd	Ownership	100.000	Berkshire Hathaway Inc.	NO	
							Linesight AB	.SWE	NIA	Anchorbuoy Ltd	Ownership	100.000	Berkshire Hathaway Inc.	NO	
			98-1642275				Linesight Chile SPA	.CHL	NIA	Anchorbuoy Ltd	Ownership	100.000	Berkshire Hathaway Inc.	NO	
			98-1641927				Linesight Company Limited	.SAU	NIA	Anchorbuoy Ltd	Ownership	100.000	Berkshire Hathaway Inc.	NO	
			82-4414027				Linesight Consulting LLC	.DE	NIA	Anchorbuoy Ltd	Ownership	100.000	Berkshire Hathaway Inc.	NO	
			98-1641362				Linesight consulting Private Ltd	.IND	NIA	Anchorbuoy Ltd	Ownership	100.000	Berkshire Hathaway Inc.	NO	
			98-1641376				Linesight Consulting Shanghai Limited	.CHN	NIA	Anchorbuoy Ltd	Ownership	100.000	Berkshire Hathaway Inc.	NO	
			98-1641871				Linesight DMCC	.ARE	NIA	Anchorbuoy Ltd	Ownership	100.000	Berkshire Hathaway Inc.	NO	
			98-1641856				Linesight Finland Oy	.FIN	NIA	Anchorbuoy Ltd	Ownership	100.000	Berkshire Hathaway Inc.	NO	
							Linesight Inc	.CAN	NIA	Anchorbuoy Ltd	Ownership	100.000	Berkshire Hathaway Inc.	NO	
			98-1641892				Linesight Italy SRL	.ITA	NIA	Anchorbuoy Ltd	Ownership	100.000	Berkshire Hathaway Inc.	NO	
			98-1654320				Linesight Japan KK	.JPN	NIA	Anchorbuoy Ltd	Ownership	100.000	Berkshire Hathaway Inc.	NO	
			98-1638458				Linesight Limited	.ISR	NIA	Anchorbuoy Ltd	Ownership	100.000	Berkshire Hathaway Inc.	NO	
			98-1640459				Linesight Limited (IE)	.IRL	NIA	Anchorbuoy Ltd	Ownership	100.000	Berkshire Hathaway Inc.	NO	
			98-1765248				Linesight Poland sp. z o.o.	.POL	NIA	Anchorbuoy Ltd	Ownership	100.000	Berkshire Hathaway Inc.	NO	

ANNUAL STATEMENT FOR THE YEAR 2024 OF THE General Re Life Corporation

SCHEDULE Y
PART 1A - DETAIL OF INSURANCE HOLDING COMPANY SYSTEM

1	2	3	4	5	6	7	8	9	10	11	12	13	14	15	16
Group Code	Group Name	NAIC Company Code	ID Number	Federal RSSD	CIK	Name of Securities Exchange if Publicly Traded (U.S. or International)	Names of Parent, Subsidiaries Or Affiliates	Domi-ciliary Location	Relation-ship to Reporting Entity	Directly Controlled by (Name of Entity/Person)	Type of Control (Ownership, Board, Management, Attorney-in-Fact, Influence, Other)	If Control is Ownership Provide Percentage	Ultimate Controlling Entity(ies)/Person(s)	Is an SCA Filing Re-quired? (Yes/No)	*
			98-1641600				Linesight PTE Limited	.SGP	NIA	Anchorbuoy Ltd	Ownership	100.000	Berkshire Hathaway Inc.	NO	
			98-1641883				Linesight PTE. Limited Taiwan Branch (Singapore)	.TWN	NIA	Anchorbuoy Ltd	Ownership	100.000	Berkshire Hathaway Inc.	NO	
							Linesight S.A. DE C.V.	.MEX	NIA	Anchorbuoy Ltd	Ownership	100.000	Berkshire Hathaway Inc.	NO	
							Linesight Sdn. Bhd (Malaysia)	.MYS	NIA	Anchorbuoy Ltd	Ownership	100.000	Berkshire Hathaway Inc.	NO	
			98-1663542				Linesight Switzerland Sarl	.CHE	NIA	Anchorbuoy Ltd	Ownership	100.000	Berkshire Hathaway Inc.	NO	
							Linesight Uruguay S.A	.URY	NIA	Anchorbuoy Ltd	Ownership	100.000	Berkshire Hathaway Inc.	NO	
			75-2458638				Lipotec USA, Inc.	.TX	NIA	Lubrizol Advanced Materials, Inc.	Ownership	100.000	Berkshire Hathaway Inc.	NO	
							Lipotec, S.A.	.ESP	NIA	LZHS Spain, S.L.	Ownership	100.000	Berkshire Hathaway Inc.	NO	
							LiquidPower Canada Inc.	.CAN	NIA	LiquidPower Specialty Products Inc.	Ownership	100.000	Berkshire Hathaway Inc.	NO	
			73-6091775				LiquidPower Specialty Products Inc.	.DE	NIA	Berkshire Hathaway Inc.	Ownership	100.000	Berkshire Hathaway Inc.	NO	
							Lira s.r.o.	.CZE	NIA	Larson-Juhl UK	Ownership	100.000	Berkshire Hathaway Inc.	NO	
			82-2247292				LIV Boerne Hills, LP	.TX	NIA	AHP Housing Fund 205, LLC	Ownership	99.980	Berkshire Hathaway Inc.	NO	
			82-5003723				Live GMF, LLC	.NE	NIA	LMG Ventures, LLC	Ownership	50.100	Berkshire Hathaway Inc.	NO	
			45-3003646				Livingston Senior Housing, L.P.	.TN	NIA	AHP Housing Fund 43, LLC	Ownership	99.990	Berkshire Hathaway Inc.	NO	
			27-5376340				LJ Aero Holdings, Inc.	.DE	NIA	Precision Castparts Corp.	Ownership	100.000	Berkshire Hathaway Inc.	NO	
			38-3761654				LJ Synch Holdings, Inc.	.DE	NIA	Precision Castparts Corp.	Ownership	100.000	Berkshire Hathaway Inc.	NO	
							LLC Iscar	.RUS	NIA	IMC International Metalworking Companies Inc.	Ownership	100.000	Berkshire Hathaway Inc.	NO	
							LLC Iscar Ukraine	.UKR	NIA	LLC TaeguTec Ukraine	Ownership	100.000	Berkshire Hathaway Inc.	NO	
							LLC TaeguTec RUS	.RUS	NIA	IMC International Metalworking Companies Inc.	Ownership	100.000	Berkshire Hathaway Inc.	NO	
							LLC TaeguTec Ukraine	.UKR	NIA	IMC International Metalworking Companies Inc.	Ownership	58.000	Berkshire Hathaway Inc.	NO	
			37-1650069				LMG Ventures, LLC	.TX	NIA	Nebraska Furniture Mart, Inc.	Ownership	100.000	Berkshire Hathaway Inc.	NO	
			81-4588331				Loch Vale Logistics, Inc.	.TX	NIA	McLane Company, Inc.	Ownership	100.000	Berkshire Hathaway Inc.	NO	
			45-4645174				Lofts at Roberts, LLC	.IN	NIA	AHP Housing Fund 18, LLC	Ownership	99.990	Berkshire Hathaway Inc.	NO	
			45-4738103				Logan 24, LP, an Iowa Limited Partnership	.IA	NIA	AHP Housing Fund 29, LLC	Ownership	99.990	Berkshire Hathaway Inc.	NO	
			22-3769127				Logistics shipping USA	.NJ	NIA	BNSF Logistics International, LLC	Ownership	100.000	Berkshire Hathaway Inc.	NO	
			48-1230035				Lone Star Buick-GMC II, LLC	.DE	NIA	Berkshire Hathaway Automotive Inc.	Ownership	84.840	Berkshire Hathaway Inc.	NO	
			54-1182547				Long & Foster Institute of Real Estate, LLC	.VA	NIA	The Long & Foster Companies, Inc.	Ownership	100.000	Berkshire Hathaway Inc.	NO	
			27-1697658				Long & Foster Mortgage Ventures, Inc.	.VA	NIA	The Long & Foster Companies, Inc.	Ownership	100.000	Berkshire Hathaway Inc.	NO	
			54-0840457				Long & Foster Real Estate, Inc.	.VA	NIA	The Long & Foster Companies, Inc.	Ownership	100.000	Berkshire Hathaway Inc.	NO	
			93-0588053				Longview Switching Company	.WA	NIA	BNSF Railway Company	Ownership	50.000	Berkshire Hathaway Inc.	NO	
			45-5339440				Loretta Hall, LP	.MO	NIA	AHP Housing Fund 36, LLC	Ownership	98.990	Berkshire Hathaway Inc.	NO	
			95-6001943				Los Angeles Junction Railway Company	.CA	NIA	BNSF Railway Company	Ownership	100.000	Berkshire Hathaway Inc.	NO	
			88-0687592				Los Tios Land and Cattle LLC	.DE	NIA	Pilot Water Solutions LLC	Ownership	100.000	Berkshire Hathaway Inc.	NO	
			82-3203180				Louden Housing LLC	.IA	NIA	AHP Housing Fund 188, LLC	Ownership	99.990	Berkshire Hathaway Inc.	NO	
			39-1712043				Lovejoy Realty, Inc.	.WI	NIA	HomeServices of Minnesota, LLC	Ownership	100.000	Berkshire Hathaway Inc.	NO	
			27-1467526				Lovejoy Referral Network LLC	.WI	NIA	HomeServices of Minnesota, LLC	Ownership	100.000	Berkshire Hathaway Inc.	NO	
			47-1252217				LSP Holding, Inc.	.DE	NIA	LiquidPower Specialty Products Inc.	Ownership	100.000	Berkshire Hathaway Inc.	NO	
			47-1539501				LSP Transport, LLC	.DE	NIA	LiquidPower Specialty Products Inc.	Ownership	100.000	Berkshire Hathaway Inc.	NO	
			93-2547400				LSPI Holdings Inc.	.DE	NIA	LiquidPower Specialty Products Inc.	Ownership	100.000	Berkshire Hathaway Inc.	NO	
			98-1041273				Lubrizol Additive (Zhuhai) Co., Ltd.	.CHN	NIA	Lubrizol Southeast Asia (Pte.) Ltd.	Ownership	100.000	Berkshire Hathaway Inc.	NO	
			98-0564691				Lubrizol Adibis Holdings (UK) Limited	.GBR	NIA	Lubrizol Luxembourg S.a.r.l.	Ownership	100.000	Berkshire Hathaway Inc.	NO	
			98-0209586				Lubrizol Advanced Materials Europe BV	.BEL	NIA	Lubrizol Luxembourg S.a.r.l.	Ownership	100.000	Berkshire Hathaway Inc.	NO	
			51-0340498				Lubrizol Advanced Materials FCC, LLC	.DE	NIA	Lubrizol Advanced Materials, Inc.	Ownership	100.000	Berkshire Hathaway Inc.	NO	
							Lubrizol Advanced Materials France SAS	.FRA	NIA	Lubrizol Luxembourg S.a.r.l.	Ownership	100.000	Berkshire Hathaway Inc.	NO	

ANNUAL STATEMENT FOR THE YEAR 2024 OF THE General Re Life Corporation

SCHEDULE Y

PART 1A - DETAIL OF INSURANCE HOLDING COMPANY SYSTEM

1	2	3	4	5	6	7	8	9	10	11	12	13	14	15	16
Group Code	Group Name	NAIC Company Code	ID Number	Federal RSSD	CIK	Name of Securities Exchange if Publicly Traded (U.S. or International)	Names of Parent, Subsidiaries Or Affiliates	Domi-ciliary Location	Relation-ship to Reporting Entity	Directly Controlled by (Name of Entity/Person)	Type of Control (Ownership, Board, Management, Attorney-in-Fact, Influence, Other)	If Control is Ownership Provide Percentage	Ultimate Controlling Entity(ies)/Person(s)	Is an SCA Filing Re-quired? (Yes/No)	*
			31-1231786				Lubrizol Advanced Materials Holding Corporation	..DE.....NIA.....	Lubrizol Advanced Materials, Inc.	Ownership.....	100.000	Berkshire Hathaway Inc.NO.....	
							Lubrizol Advanced Materials India Private Limited	..IND.....NIA.....	Lubrizol Luxembourg S.a.r.l.	Ownership.....	26.000	Berkshire Hathaway Inc.NO.....	
							Lubrizol Advanced Materials India Private Limited	..IND.....NIA.....	Novon Hilton Davis, Inc.	Ownership.....	74.000	Berkshire Hathaway Inc.NO.....	
			13-4143923				Lubrizol Advanced Materials International, LLC	..DE.....NIA.....	Lubrizol Overseas Trading Corporation	Ownership.....	100.000	Berkshire Hathaway Inc.NO.....	
			98-0336497				Lubrizol Advanced Materials Malaysia Sdn. Bhd.	..MYS.....NIA.....	Lubrizol Advanced Materials Europe BV	Ownership.....	100.000	Berkshire Hathaway Inc.NO.....	
			98-0336497				Lubrizol Advanced Materials Malaysia Sdn. Bhd.	..MYS.....NIA.....	Lubrizol Advanced Materials Europe BV	Ownership.....	100.000	Berkshire Hathaway Inc.NO.....	
			98-0339016				Lubrizol Advanced Materials Realty Europe BV	..BEL.....NIA.....	Lubrizol Luxembourg S.a.r.l.	Ownership.....	100.000	Berkshire Hathaway Inc.NO.....	
			98-0339020				Lubrizol Advanced Materials Resin B.V.	..NLD.....NIA.....	Lubrizol Luxembourg S.a.r.l.	Ownership.....	100.000	Berkshire Hathaway Inc.NO.....	
			98-0342349				Lubrizol Advanced Materials Spain, S.L.	..ESP.....NIA.....	Lubrizol Advanced Materials Europe BV	Ownership.....	100.000	Berkshire Hathaway Inc.NO.....	
			98-0342349				Lubrizol Advanced Materials Spain, S.L.	..ESP.....NIA.....	Lubrizol Advanced Materials Europe BV	Ownership.....	100.000	Berkshire Hathaway Inc.NO.....	
			13-4143915				Lubrizol Advanced Materials, Inc.	..DE.....NIA.....	Lubrizol Advanced Materials International, LLC	Ownership.....	100.000	Berkshire Hathaway Inc.NO.....	
			52-2349524				Lubrizol Canada Limited	..CAN.....NIA.....	Lubrizol Management UK Limited	Ownership.....	100.000	Berkshire Hathaway Inc.NO.....	
							Lubrizol de Mexico Comercial S. de R.L. de C.V.	..MEX.....NIA.....	Lubrizol Overseas Trading Corporation	Ownership.....	99.990	Berkshire Hathaway Inc.NO.....	
							Lubrizol de Mexico Comercial S. de R.L. de C.V.	..MEX.....NIA.....	The Lubrizol Corporation	Ownership.....	0.010	Berkshire Hathaway Inc.NO.....	
							Lubrizol Deutschland GmbH	..DEU.....NIA.....	Lubrizol Luxembourg S.a.r.l.	Ownership.....	93.000	Berkshire Hathaway Inc.NO.....	
							Lubrizol Deutschland GmbH	..DEU.....NIA.....	Lubrizol Overseas Trading Corporation	Ownership.....	1.000	Berkshire Hathaway Inc.NO.....	
							Lubrizol Deutschland GmbH	..DEU.....NIA.....	Lubrizol Overseas Trading Corporation & Co. KG	Ownership.....	6.000	Berkshire Hathaway Inc.NO.....	
			98-1266881				Lubrizol Deutschland Realty GmbH & Co. KG	..DEU.....NIA.....	Lubrizol Deutschland GmbH	Ownership.....	80.000	Berkshire Hathaway Inc.NO.....	
			98-1266881				Lubrizol Deutschland Realty GmbH & Co. KG	..DEU.....NIA.....	The Lubrizol Corporation	Ownership.....	20.000	Berkshire Hathaway Inc.NO.....	
			98-1229344				Lubrizol do Brasil Aditivos, Ltda.	..BRA.....NIA.....	Lubrizol Management UK Limited	Ownership.....	100.000	Berkshire Hathaway Inc.NO.....	
			98-0209583				Lubrizol Europe Coordination Center BV	..BEL.....NIA.....	Lubrizol Luxembourg S.a.r.l.	Ownership.....	100.000	Berkshire Hathaway Inc.NO.....	
			34-6500595				Lubrizol Foundation, The	..OH.....NIA.....	The Lubrizol Corporation	Ownership.....	100.000	Berkshire Hathaway Inc.NO.....	
			90-0785520				Lubrizol France SAS	..FRA.....NIA.....	Lubrizol Luxembourg S.a.r.l.	Ownership.....	100.000	Berkshire Hathaway Inc.NO.....	
							Lubrizol Gesellschaft m.b.H.	..AUT.....NIA.....	Lubrizol Overseas Trading Corporation	Ownership.....	100.000	Berkshire Hathaway Inc.NO.....	
			51-0408646				Lubrizol Global Management, Inc.	..DE.....NIA.....	Lubrizol Advanced Materials Holding Corporation	Ownership.....	2.710	Berkshire Hathaway Inc.NO.....	
			51-0408646				Lubrizol Global Management, Inc.	..DE.....NIA.....	Lubrizol Advanced Materials, Inc.	Ownership.....	91.655	Berkshire Hathaway Inc.NO.....	
			51-0408646				Lubrizol Global Management, Inc.	..DE.....NIA.....	Lubrizol Overseas Trading Corporation	Ownership.....	5.635	Berkshire Hathaway Inc.NO.....	
							Lubrizol India Private Limited	..IND.....NIA.....	The Lubrizol Corporation	Ownership.....	74.000	Berkshire Hathaway Inc.NO.....	
			34-1368171				Lubrizol Inter-Americas Corporation	..NV.....NIA.....	The Lubrizol Corporation	Ownership.....	100.000	Berkshire Hathaway Inc.NO.....	
							Lubrizol International Trading (Zhuhai) Co., Ltd.	..CHN.....NIA.....	Lubrizol Southeast Asia (Pte.) Ltd.	Ownership.....	100.000	Berkshire Hathaway Inc.NO.....	
			98-1279098				Lubrizol International, Inc.	..DE.....NIA.....	Lubrizol Global Management, Inc.	Ownership.....	100.000	Berkshire Hathaway Inc.NO.....	
			98-0398945				Lubrizol Italia S.r.l.	..ITA.....NIA.....	Lubrizol Luxembourg S.a.r.l.	Ownership.....	100.000	Berkshire Hathaway Inc.NO.....	
			98-1021536				Lubrizol Japan Limited	..JPN.....NIA.....	Lubrizol Management UK Limited	Ownership.....	100.000	Berkshire Hathaway Inc.NO.....	
							Lubrizol Korea, Inc.	..KOR.....NIA.....	Lubrizol Management UK Limited	Ownership.....	100.000	Berkshire Hathaway Inc.NO.....	
			26-0557338				Lubrizol Life Science, Inc.	..DE.....NIA.....	Lubrizol Advanced Materials, Inc.	Ownership.....	100.000	Berkshire Hathaway Inc.NO.....	
			30-0660947				Lubrizol Limited	..GBR.....NIA.....	Lubrizol Luxembourg S.a.r.l.	Ownership.....	100.000	Berkshire Hathaway Inc.NO.....	
			98-0470798				Lubrizol Luxembourg S.a.r.l.	..LUX.....NIA.....	Lubrizol Management UK Limited	Ownership.....	100.000	Berkshire Hathaway Inc.NO.....	
							Lubrizol Management (Shanghai) Co., Ltd.	..CHN.....NIA.....	Lubrizol Shanghai Investments II Limited	Ownership.....	100.000	Berkshire Hathaway Inc.NO.....	

53.47

ANNUAL STATEMENT FOR THE YEAR 2024 OF THE General Re Life Corporation

SCHEDULE Y

PART 1A - DETAIL OF INSURANCE HOLDING COMPANY SYSTEM

1	2	3	4	5	6	7	8	9	10	11	12	13	14	15	16
Group Code	Group Name	NAIC Company Code	ID Number	Federal RSSD	CIK	Name of Securities Exchange if Publicly Traded (U.S. or International)	Names of Parent, Subsidiaries Or Affiliates	Domi-ciliary Location	Relation-ship to Reporting Entity	Directly Controlled by (Name of Entity/Person)	Type of Control (Ownership, Board, Management, Attorney-in-Fact, Influence, Other)	If Control is Ownership Provide Percentage	Ultimate Controlling Entity(ies)/Person(s)	Is an SCA Filing Re-quired? (Yes/No)	*
			51-6146748				Lubrizol Management UK Limited	.GBR	NIA	Lubrizol Global Management, Inc.	Ownership	100.000	Berkshire Hathaway Inc.	NO	
			98-0470802				Lubrizol Overseas Trading Corporation	.DE	NIA	The Lubrizol Corporation	Ownership	100.000	Berkshire Hathaway Inc.	NO	
			98-0470802				Lubrizol Overseas Trading Corporation & Co. KG	.DEU	NIA	Lubrizol Luxembourg S.a.r.l.	Ownership	99.000	Berkshire Hathaway Inc.	NO	
			98-0470802				Lubrizol Overseas Trading Corporation & Co. KG	.DEU	NIA	Lubrizol Overseas Trading Corporation	Ownership	1.000	Berkshire Hathaway Inc.	NO	
			98-1813874				Lubrizol Shanghai Investments I Limited	.HKG	NIA	Lubrizol Southeast Asia (Pte.) Ltd.	Ownership	100.000	Berkshire Hathaway Inc.	NO	
			98-1813883				Lubrizol Shanghai Investments II Limited	.HKG	NIA	Lubrizol Southeast Asia (Pte.) Ltd.	Ownership	100.000	Berkshire Hathaway Inc.	NO	
			98-1041251				Lubrizol South Africa (Pty.) Ltd.	.ZAF	NIA	Lubrizol Adibis Holdings (UK) Limited	Ownership	99.000	Berkshire Hathaway Inc.	NO	
			98-1041251				Lubrizol South Africa (Pty.) Ltd.	.ZAF	NIA	Lubrizol Canada Limited	Ownership	1.000	Berkshire Hathaway Inc.	NO	
			98-1041251				Lubrizol Southeast Asia (Pte.) Ltd.	.SGP	NIA	Lubrizol Advanced Materials Europe BV	Ownership	100.000	Berkshire Hathaway Inc.	NO	
			98-1041251				Lubrizol Southeast Asia (Pte.) Ltd.	.SGP	NIA	Lubrizol Advanced Materials Europe BV	Ownership	100.000	Berkshire Hathaway Inc.	NO	
							Lubrizol Specialty Chemicals Manufacturing (Shanghai) Co., Ltd.	.CHN	NIA	Lubrizol Southeast Asia (Pte.) Ltd.	Ownership	100.000	Berkshire Hathaway Inc.	NO	
							Lubrizol Specialty Products KAZ LLP	.KAZ	NIA	Flow Improvers LLC	Ownership	0.010	Berkshire Hathaway Inc.	NO	
							Lubrizol Specialty Products KAZ LLP	.KAZ	NIA	LiquidPower Specialty Products Inc.	Ownership	99.990	Berkshire Hathaway Inc.	NO	
							Lubrizol Specialty Products RUS LLC	.RUS	NIA	Flow Improvers LLC	Ownership	0.010	Berkshire Hathaway Inc.	NO	
							Lubrizol Specialty Products RUS LLC	.RUS	NIA	LiquidPower Specialty Products Inc.	Ownership	99.990	Berkshire Hathaway Inc.	NO	
							Lubrizol Transarabian Co. Ltd.	.SAU	NIA	The Lubrizol Corporation	Ownership	87.140	Berkshire Hathaway Inc.	NO	
							Lubrizol Turkey Özel Kimyasallar Yönetimi Limited Sirketi	.TUR	NIA	Lubrizol Overseas Trading Corporation	Ownership	100.000	Berkshire Hathaway Inc.	NO	
							LubrizolGlobalServicesCenterPrivateLimited	.IND	NIA	Lubrizol Advanced Materials, Inc.	Ownership	26.000	Berkshire Hathaway Inc.	NO	
							LubrizolGlobalServicesCenterPrivateLimited	.IND	NIA	The Lubrizol Corporation	Ownership	74.000	Berkshire Hathaway Inc.	NO	
			75-2827238				Luke Motor Company II, LLC	.DE	NIA	Berkshire Hathaway Automotive Inc.	Ownership	84.840	Berkshire Hathaway Inc.	NO	
			87-3166147				Lumberton PP, LP	.TX	NIA	AHP Housing Fund 361, LLC	Ownership	99.990	Berkshire Hathaway Inc.	NO	
			37-1666592				Lutkin Bayou Drew. L.P.	.MS	NIA	AHP Housing Fund 37, LLC	Ownership	99.990	Berkshire Hathaway Inc.	NO	
			86-0907173				LVN Motors, LLC	.DE	NIA	Berkshire Hathaway Automotive Inc.	Ownership	81.840	Berkshire Hathaway Inc.	NO	
			86-0907173				LVN Motors, LLC	.DE	NIA	BHA Minority Interest Holdco, Inc.	Ownership	10.000	Berkshire Hathaway Inc.	NO	
			37-1794122				Lyra Community Solar Gardens, LLC	.MN	NIA	Company, LLC	Ownership	100.000	Berkshire Hathaway Inc.	NO	
			47-5418219				Lyra CSG1, LLC	.MN	NIA	Lyra Community Solar Gardens, LLC	Ownership	100.000	Berkshire Hathaway Inc.	NO	
			47-5429274				Lyra CSG2, LLC	.MN	NIA	Lyra Community Solar Gardens, LLC	Ownership	100.000	Berkshire Hathaway Inc.	NO	
			47-5443991				Lyra CSG3, LLC	.MN	NIA	Lyra Community Solar Gardens, LLC	Ownership	100.000	Berkshire Hathaway Inc.	NO	
			98-1062611				LZHS Spain, S.L.	.ESP	NIA	Lubrizol Luxembourg S.a.r.l.	Ownership	100.000	Berkshire Hathaway Inc.	NO	
			74-2633184				M & C Products, Inc.	.TX	NIA	McLane Company, Inc.	Ownership	100.000	Berkshire Hathaway Inc.	NO	
			20-4293805				M & M Ranch Acquisition Company, LLC	.DE	NIA	M & M Ranch Holding Company, LLC	Ownership	100.000	Berkshire Hathaway Inc.	NO	
			20-4294069				M & M Ranch Holding Company, LLC	.DE	NIA	Berkshire Hathaway Energy Company	Ownership	100.000	Berkshire Hathaway Inc.	NO	
			41-6007409				M T Properties, Inc.	.MN	NIA	BNSF Railway Company	Ownership	43.300	Berkshire Hathaway Inc.	NO	
			26-0432240				M&M Manufacturing, Inc.	.DE	NIA	Marmon Holdings, Inc.	Ownership	100.000	Berkshire Hathaway Inc.	NO	
			14-1789701				M2 Liability Solutions, Inc	.NY	NIA	MLMIC Insurance Company	Ownership	100.000	Berkshire Hathaway Inc.	NO	
			06-1403773				Macro Retailing, LLC	.DE	NIA	H. H. Brown Shoe Company, Inc.	Ownership	100.000	Berkshire Hathaway Inc.	NO	
			61-1730032				Madison Heights Phase I, LLC	.WI	NIA	AHP Housing Fund 106, LLC	Ownership	99.990	Berkshire Hathaway Inc.	NO	
			30-0808783				Madison Heights Phase II, LLC	.WI	NIA	AHP Housing Fund 107, LLC	Ownership	99.990	Berkshire Hathaway Inc.	NO	
							Madison Leasing, S.A. de C.V.	.MEX	NIA	Marmon Transportation Services LLC	Ownership	0.002	Berkshire Hathaway Inc.	NO	
							Madison Leasing, S.A. de C.V.	.MEX	NIA	Union Tank Car Company	Ownership	99.998	Berkshire Hathaway Inc.	NO	
			33-0560469				Magma Land Company I	.NV	NIA	Magma Power Company	Ownership	100.000	Berkshire Hathaway Inc.	NO	
							Magma Netherlands B.V.	.NLD	NIA	CalEnergy Investments C.V.	Ownership	100.000	Berkshire Hathaway Inc.	NO	
			95-3694478				Magma Power Company	.NV	NIA	CE Generation, LLC	Ownership	100.000	Berkshire Hathaway Inc.	NO	
			33-0557782				Magma/Geo-83 JV	.CA	NIA	Magma Power Company	Ownership	90.000	Berkshire Hathaway Inc.	NO	
			46-3098678				Magna Van Development Company, LLC	.KY	NIA	R.C. Tway Company, LLC	Ownership	50.000	Berkshire Hathaway Inc.	NO	

53.48

ANNUAL STATEMENT FOR THE YEAR 2024 OF THE General Re Life Corporation

SCHEDULE Y

PART 1A - DETAIL OF INSURANCE HOLDING COMPANY SYSTEM

1	2	3	4	5	6	7	8	9	10	11	12	13	14	15	16
Group Code	Group Name	NAIC Company Code	ID Number	Federal RSSD	CIK	Name of Securities Exchange if Publicly Traded (U.S. or International)	Names of Parent, Subsidiaries Or Affiliates	Domiciliary Location	Relationship to Reporting Entity	Directly Controlled by (Name of Entity/Person)	Type of Control (Ownership, Board, Management, Attorney-in-Fact, Influence, Other)	If Control is Ownership Provide Percentage	Ultimate Controlling Entity(ies)/Person(s)	Is an SCA Filing Required? (Yes/No)	*
							Magnolia Group Limited	.GBR	NIA	Northampton Acquisition Limited	Ownership	100.000	Berkshire Hathaway Inc.	NO	
							Magnolia Ventures LLC	.DE	NIA	Union Underwear Company, Inc.	Ownership	100.000	Berkshire Hathaway Inc.	NO	
			62-1700443				Majestic 21	.FL	NIA	21st Mortgage Corporation	Ownership	50.000	Berkshire Hathaway Inc.	NO	
			99-3434567				Mansfield AAL LP	.DE	NIA	AHP Housing Fund 392, LLC	Ownership	99.990	Berkshire Hathaway Inc.	NO	
							Manufacturas Villanueva S. de R.L. e C.V.	.HND	NIA	Union Sales, LLC	Ownership	2.000	Berkshire Hathaway Inc.	NO	
							Manufacturas Villanueva S. de R.L. e C.V.	.HND	NIA	Union Underwear Company, Inc.	Ownership	98.000	Berkshire Hathaway Inc.	NO	
			27-0168957				Manufacturing Solutions of Minnesota, LLC	.DE	NIA	ITTI Investment Holdings Inc.	Ownership	70.000	Berkshire Hathaway Inc.	NO	
							Manville Mexicana S.A. de C.V.	.MEX	NIA	Johns Manville Corporation	Ownership	100.000	Berkshire Hathaway Inc.	NO	
			35-2534346				Mapleton Community Solar, LLC	.MN	NIA	Geronimo Community Solar Gardens Holding Company, LLC	Ownership	100.000	Berkshire Hathaway Inc.	NO	
			47-4258920				Mapleton CSG1, LLC	.MN	NIA	Mapleton Community Solar, LLC	Ownership	100.000	Berkshire Hathaway Inc.	NO	
			47-4267285				Mapleton CSG2, LLC	.MN	NIA	Mapleton Community Solar, LLC	Ownership	100.000	Berkshire Hathaway Inc.	NO	
			35-2011822				Mapletree Transportation	.IN	NIA	Forest River, Inc.	Ownership	100.000	Berkshire Hathaway Inc.	NO	
			35-2657517				Marbella Apartments, LLC	.NM	NIA	AHP Housing Fund 214, LLC	Ownership	99.990	Berkshire Hathaway Inc.	NO	
							Mariah del Norte LLC	.DE	NIA	FR Mariah Holdings II, LLC	Ownership	100.000	Berkshire Hathaway Inc.	NO	
			47-5342147				Marmon Aerospace & Defense LLC	.DE	NIA	RSCC Wire & Cable LLC	Ownership	100.000	Berkshire Hathaway Inc.	NO	
							Marmon Beverage Technologies Espana, S.A.	.ESP	NIA	Marmon Foodservice Technologies, Inc.	Ownership	100.000	Berkshire Hathaway Inc.	NO	
							Marmon Beverage Technologies Espana, S.A.	.ESP	NIA	Marmon Foodservice Technologies, Inc.	Ownership	100.000	Berkshire Hathaway Inc.	NO	
			41-1506059				Marmon Beverage Technologies, Inc.	.DE	NIA	Marmon Food, Beverage & Water Technologies Company LLC	Ownership	100.000	Berkshire Hathaway Inc.	NO	
							Marmon Construction Services (Australia) Holdings Pty Ltd.	.AUS	NIA	Procrane Inc.	Ownership	100.000	Berkshire Hathaway Inc.	NO	
			98-1041887				Marmon Cornelius (Singapore) Pte. Ltd.	.SGP	NIA	Marmon Food, Beverage & Water Technologies Company LLC	Ownership	100.000	Berkshire Hathaway Inc.	NO	
							Marmon Crane (Australia) Pty Ltd	.AUS	NIA	Procrane Holdings, Inc.	Ownership	100.000	Berkshire Hathaway Inc.	NO	
			32-0023592				Marmon Crane Services, Inc.	.DE	NIA	Marmon Rail Group, Inc.	Ownership	100.000	Berkshire Hathaway Inc.	NO	
			32-0023593				Marmon Distribution Services, Inc.	.DE	NIA	Marmon Engineered Components Company	Ownership	100.000	Berkshire Hathaway Inc.	NO	
							Marmon Energy Italia S.r.l.	.ITA	NIA	Marmon Energy Services Company	Ownership	100.000	Berkshire Hathaway Inc.	NO	
			36-4750741				Marmon Energy Services Company	.DE	NIA	Marmon Holdings, Inc.	Ownership	100.000	Berkshire Hathaway Inc.	NO	
			81-3396562				Marmon Engine Technologies LLC	.DE	NIA	Perfection Hy-Test Company	Ownership	100.000	Berkshire Hathaway Inc.	NO	
							Marmon Engine Technologies Mexico, S.A. de C.V.	.MEX	NIA	TBS USA, Inc.	Ownership	99.900	Berkshire Hathaway Inc.	NO	
							Marmon Engine Technologies Mexico, S.A. de C.V.	.MEX	NIA	Transition Holdings, LLC	Ownership	0.010	Berkshire Hathaway Inc.	NO	
			32-0023596				Marmon Engineered Components Company	.DE	NIA	Marmon Holdings, Inc.	Ownership	100.000	Berkshire Hathaway Inc.	NO	
			30-0668855				Marmon Engineered Wire & Cable LLC	.DE	NIA	Marmon Wire & Cable, Inc.	Ownership	100.000	Berkshire Hathaway Inc.	NO	
			46-4295495				Marmon Food, Beverage & Water Technologies Company LLC	.DE	NIA	Marmon Retail Technologies Company	Ownership	100.000	Berkshire Hathaway Inc.	NO	
							Marmon Foodservice Manufacturing s.r.o.	.CZE	NIA	Cornelius Deutschland GmbH	Ownership	100.000	Berkshire Hathaway Inc.	NO	
							Marmon Foodservice Technologies UK Limited	.GBR	NIA	Marmon Food, Beverage & Water Technologies Company LLC	Ownership	100.000	Berkshire Hathaway Inc.	NO	
							Marmon Foodservice Technologies, Europe GmbH	.DEU	NIA	Marmon Foodservice Technologies, Inc.	Ownership	100.000	Berkshire Hathaway Inc.	NO	
							Marmon Foodservice Technologies, Europe GmbH	.DEU	NIA	Marmon Foodservice Technologies, Inc.	Ownership	100.000	Berkshire Hathaway Inc.	NO	
			41-0204600				Marmon Foodservice Technologies, Inc.	.MN	NIA	Marmon Beverage Technologies, Inc.	Ownership	100.000	Berkshire Hathaway Inc.	NO	
			98-0109780				Marmon Group Limited, The	.GBR	NIA	Marmon Holdings, Inc.	Ownership	100.000	Berkshire Hathaway Inc.	NO	
			32-0023594				Marmon Highway Technologies LLC	.DE	NIA	Marmon Retail & Highway Technologies Company LLC	Ownership	100.000	Berkshire Hathaway Inc.	NO	
			98-0367577				Marmon Holdings Corporation	.CAN	NIA	Marmon Holdings, Inc.	Ownership	76.300	Berkshire Hathaway Inc.	NO	
			98-0367577				Marmon Holdings Corporation	.CAN	NIA	The Marmon Group of Canada Ltd.	Ownership	23.700	Berkshire Hathaway Inc.	NO	

ANNUAL STATEMENT FOR THE YEAR 2024 OF THE General Re Life Corporation

SCHEDULE Y

PART 1A - DETAIL OF INSURANCE HOLDING COMPANY SYSTEM

1	2	3	4	5	6	7	8	9	10	11	12	13	14	15	16
Group Code	Group Name	NAIC Company Code	ID Number	Federal RSSD	CIK	Name of Securities Exchange if Publicly Traded (U.S. or International)	Names of Parent, Subsidiaries Or Affiliates	Domi-ciliary Location	Relation-ship to Reporting Entity	Directly Controlled by (Name of Entity/Person)	Type of Control (Ownership, Board, Management, Attorney-in-Fact, Influence, Other)	If Control is Ownership Provide Percentage	Ultimate Controlling Entity(ies)/Person(s)	Is an SCA Filing Re-quired? (Yes/No)	*
			36-3104690				Marmon Holdings, Inc.	DE	NIA	Berkshire Hathaway Inc.	Ownership	100.000	Berkshire Hathaway Inc.	NO	
			82-1091115				Marmon Industrial Energy & Infrastructure LLC	CT	NIA	Marmon Wire & Cable, Inc.	Ownership	100.000	Berkshire Hathaway Inc.	NO	
			22-2444063				Marmon Industrial Services LLC	DE	NIA	Marmon Crane Services, Inc.	Ownership	100.000	Berkshire Hathaway Inc.	NO	
			41-1998438				Marmon Industrial Water Limited	CAN	NIA	Marmon Industrial Water LLC	Ownership	100.000	Berkshire Hathaway Inc.	NO	
			41-1998438				Marmon Industrial Water LLC	DE	NIA	Marmon Water, Inc.	Ownership	100.000	Berkshire Hathaway Inc.	NO	
			37-1447593				Marmon Italia S.r.l.	ITA	NIA	Marmon Retail Technologies Company	Ownership	100.000	Berkshire Hathaway Inc.	NO	
			41-1927805				Marmon Link Inc.	DE	NIA	Marmon Foodservice Technologies, Inc.	Ownership	100.000	Berkshire Hathaway Inc.	NO	
			30-0759982				Marmon Link Inc.	DE	NIA	Marmon Foodservice Technologies, Inc.	Ownership	100.000	Berkshire Hathaway Inc.	NO	
			85-3830786				Marmon Logistics Inc.	CAN	NIA	Marmon Industrial Services LLC	Ownership	100.000	Berkshire Hathaway Inc.	NO	
			41-1962963				Marmon Medical Manufacturing LLC	DE	NIA	Colson Medical, LLC	Ownership	100.000	Berkshire Hathaway Inc.	NO	
			41-1962963				Marmon Metal Solutions, Inc.	MIN	NIA	Marmon Distribution Services, Inc.	Ownership	100.000	Berkshire Hathaway Inc.	NO	
			37-1804635				Marmon Rail Group, Inc.	DE	NIA	Marmon Energy Services Company	Ownership	100.000	Berkshire Hathaway Inc.	NO	
			46-1377997				Marmon Railroad Services LLC	DE	NIA	Marmon Transportation Services LLC	Ownership	100.000	Berkshire Hathaway Inc.	NO	
			38-3923766				Marmon Renew, Inc.	DE	NIA	Marmon Foodservice Technologies, Inc.	Ownership	100.000	Berkshire Hathaway Inc.	NO	
			36-4502888				Marmon Renew, Inc.	DE	NIA	Marmon Foodservice Technologies, Inc.	Ownership	100.000	Berkshire Hathaway Inc.	NO	
			47-5207492				Marmon Retail & Highway Technologies Company LLC	DE	NIA	Marmon Retail & Highway Technologies Company LLC	Ownership	100.000	Berkshire Hathaway Inc.	NO	
			36-4502376				Marmon Retail Products, Inc.	DE	NIA	Marmon Retail & Highway Technologies Company LLC	Ownership	100.000	Berkshire Hathaway Inc.	NO	
			61-1420473				Marmon Retail Services Asia	CHN	NIA	Marmon Services Limited	Ownership	100.000	Berkshire Hathaway Inc.	NO	
			36-4078119				Marmon Retail Store Equipment LLC	DE	NIA	Marmon Retail & Highway Technologies Company LLC	Ownership	100.000	Berkshire Hathaway Inc.	NO	
			37-1437580				Marmon Retail Technologies Company	DE	NIA	Marmon Holdings, Inc.	Ownership	100.000	Berkshire Hathaway Inc.	NO	
			52-1045483				Marmon Retail Technologies Middle East DMCC	ARE	NIA	Ecowater Systems Europe, N.V.	Ownership	100.000	Berkshire Hathaway Inc.	NO	
			25-1209534				Marmon Ride Control Products LLC	DE	NIA	Perfection Hy-Test Company	Ownership	100.000	Berkshire Hathaway Inc.	NO	
			36-3780546				Marmon Services Limited	MUS	NIA	Marmon Holdings, Inc.	Ownership	100.000	Berkshire Hathaway Inc.	NO	
			46-3079580				Marmon Technologies India Private Limited.	IND	NIA	Marmon Food, Beverage & Water Technologies Company LLC	Ownership	99.200	Berkshire Hathaway Inc.	NO	
							Marmon Technologies India Private Limited.	IND	NIA	Marmon Retail Technologies Company	Ownership	0.800	Berkshire Hathaway Inc.	NO	
							Marmon Transportation Services LLC	DE	NIA	Union Tank Car Company	Ownership	100.000	Berkshire Hathaway Inc.	NO	
							Marmon Tubing, Fittings & Wire Products, Inc.	DE	NIA	Marmon Engineered Components Company	Ownership	100.000	Berkshire Hathaway Inc.	NO	
							Marmon Utility LLC	DE	NIA	Marmon Wire & Cable, Inc.	Ownership	100.000	Berkshire Hathaway Inc.	NO	
							Marmon Water (Singapore) Pte Ltd.	SGP	NIA	Marmon Water, Inc.	Ownership	100.000	Berkshire Hathaway Inc.	NO	
							Marmon Water Investments Pte. Ltd.	SGP	NIA	Marmon Water (Singapore) Pte Ltd.	Ownership	100.000	Berkshire Hathaway Inc.	NO	
							Marmon Water, Inc.	DE	NIA	Marmon Food, Beverage & Water Technologies Company LLC	Ownership	100.000	Berkshire Hathaway Inc.	NO	
							Marmon Wire & Cable, Inc.	DE	NIA	Marmon Energy Services Company	Ownership	100.000	Berkshire Hathaway Inc.	NO	
							Marmon/Keystone Canada Inc.	CAN	NIA	Marmon Holdings Corporation	Ownership	100.000	Berkshire Hathaway Inc.	NO	
							Marmon/Keystone de Mexico S.A. de C.V.	MEX	NIA	Marmon/Keystone LLC	Ownership	99.997	Berkshire Hathaway Inc.	NO	
							Marmon/Keystone de Mexico S.A. de C.V.	MEX	NIA	Marmon/Keystone Services, de Mexico, S.A. de C.V.	Ownership	0.003	Berkshire Hathaway Inc.	NO	
							Marmon/Keystone LLC	DE	NIA	Marmon Distribution Services, Inc.	Ownership	100.000	Berkshire Hathaway Inc.	NO	
							Marmon/Keystone Services, de Mexico, S.A. de C.V.	MEX	NIA	Marmon/Keystone de Mexico S.A. de C.V.	Ownership	0.002	Berkshire Hathaway Inc.	NO	
							Marmon/Keystone Services, de Mexico, S.A. de C.V.	MEX	NIA	Marmon/Keystone LLC	Ownership	99.998	Berkshire Hathaway Inc.	NO	
							Marmon-Herrington Company	DE	NIA	Marmon Highway Technologies LLC	Ownership	100.000	Berkshire Hathaway Inc.	NO	
							Marshall County Associates II, LP	TN	NIA	AHP Housing Fund 142, LLC	Ownership	99.990	Berkshire Hathaway Inc.	NO	

ANNUAL STATEMENT FOR THE YEAR 2024 OF THE General Re Life Corporation

SCHEDULE Y

PART 1A - DETAIL OF INSURANCE HOLDING COMPANY SYSTEM

1	2	3	4	5	6	7	8	9	10	11	12	13	14	15	16
Group Code	Group Name	NAIC Company Code	ID Number	Federal RSSD	CIK	Name of Securities Exchange if Publicly Traded (U.S. or International)	Names of Parent, Subsidiaries Or Affiliates	Domiciliary Location	Relationship to Reporting Entity	Directly Controlled by (Name of Entity/Person)	Type of Control (Ownership, Board, Management, Attorney-in-Fact, Influence, Other)	If Control is Ownership Provide Percentage	Ultimate Controlling Entity(ies)/Person(s)	Is an SCA Filing Required? (Yes/No)	*
			81-2624560				Marshall Wind Energy Holdings, LLC	DE	NIA	BHE Wind, LLC	Ownership	100.000	Berkshire Hathaway Inc.	NO	
			46-4207911				Marshall Wind Energy LLC	KS	NIA	Marshall Wind Energy Holdings, LLC	Ownership	100.000	Berkshire Hathaway Inc.	NO	
			62-1510291				Martin Pilot Joint Venture	MI	NIA	Pilot Travel Centers LLC	Ownership	50.000	Berkshire Hathaway Inc.	NO	
			52-1310102				Maryland Ventures, Inc.	DE	NIA	GEICO Corporation	Ownership	100.000	Berkshire Hathaway Inc.	NO	
							Masterfan Ventilatie B.V.	NLD	NIA	Fancom B.V.	Ownership	100.000	Berkshire Hathaway Inc.	NO	
							MATL Canada G.P. Inc.	CAN	NIA	BHE Canada Limited	Ownership	100.000	Berkshire Hathaway Inc.	NO	
							MATL Canada L.P.	CAN	NIA	BHE Canada Holdings Corporation	Ownership	99.990	Berkshire Hathaway Inc.	NO	
							MATL Canada L.P.	CAN	NIA	MATL Canada G.P. Inc.	Ownership	0.010	Berkshire Hathaway Inc.	NO	
			26-1144727				MATL LLP	MT	NIA	Montana Alberta Tie LP Inc.	Ownership	99.500	Berkshire Hathaway Inc.	NO	
			26-1144727				MATL LLP	MT	NIA	Montana Alberta Tie US Holdings GP Inc.	Ownership	0.500	Berkshire Hathaway Inc.	NO	
			63-0899529				Max Tool, Inc.	AL	NIA	ITTI Investment Holdings Inc.	Ownership	50.100	Berkshire Hathaway Inc.	NO	
			98-0433155				Maya Apparel, Limitada, de C.V.	SLV	NIA	Union Sales, LLC	Ownership	1.000	Berkshire Hathaway Inc.	NO	
			98-0433155				Maya Apparel, Limitada, de C.V.	SLV	NIA	Union Underwear Company, Inc.	Ownership	99.000	Berkshire Hathaway Inc.	NO	
			47-3443043				MBSABH Motors LLC	DE	NIA	Berkshire Hathaway Automotive Inc.	Ownership	99.840	Berkshire Hathaway Inc.	NO	
			75-1070651				McCarthy-Hull Cigar Company, Inc.	TX	NIA	McLane Company, Inc.	Ownership	100.000	Berkshire Hathaway Inc.	NO	
			98-1453643				McDavid Trading (Shanghai) Company Limited	CHN	NIA	Spalding Holdings Limited	Ownership	100.000	Berkshire Hathaway Inc.	NO	
			98-1453643				MCGILL ENGINEERING INDIA PRIVATE LTD	IND	NIA	W&W-AFCO Steel LLC	Ownership	99.990	Berkshire Hathaway Inc.	NO	
							MCGILL ENGINEERING INDIA PRIVATE LTD	IND	NIA	WHEPL Holdings Corp.	Ownership	0.010	Berkshire Hathaway Inc.	NO	
							McKay Sterling Crane Ltd.	CAN	NIA	Procrane Inc.	Ownership	49.000	Berkshire Hathaway Inc.	NO	
			36-4117519				McKenzie Valve & Machining LLC	DE	NIA	Marmont Transportation Services LLC	Ownership	100.000	Berkshire Hathaway Inc.	NO	
			35-2343538				McLane Austell, LLC	GA	NIA	Empire Distributors, Inc.	Ownership	100.000	Berkshire Hathaway Inc.	NO	
			35-2343540				McLane Beverage Distribution, Inc.	TX	NIA	McLane Beverage Holding, Inc.	Ownership	100.000	Berkshire Hathaway Inc.	NO	
			74-1478631				McLane Beverage Holding, Inc.	TX	NIA	McLane Company, Inc.	Ownership	100.000	Berkshire Hathaway Inc.	NO	
			74-2301016				McLane Company, Inc.	TX	NIA	Berkshire Hathaway Inc.	Ownership	100.000	Berkshire Hathaway Inc.	NO	
			20-1441131				McLane Eastern, Inc.	TX	NIA	McLane Company, Inc.	Ownership	100.000	Berkshire Hathaway Inc.	NO	
			86-0624477				McLane Express, Inc.	TX	NIA	McLane Company, Inc.	Ownership	100.000	Berkshire Hathaway Inc.	NO	
			56-1177692				McLane Foods, Inc.	TX	NIA	McLane Company, Inc.	Ownership	100.000	Berkshire Hathaway Inc.	NO	
			74-2968584				McLane Foodservice Distribution, Inc.	NC	NIA	McLane Company, Inc.	Ownership	100.000	Berkshire Hathaway Inc.	NO	
			92-1151136				McLane Foodservice, Inc.	TX	NIA	McLane Company, Inc.	Ownership	100.000	Berkshire Hathaway Inc.	NO	
			74-2647017				McLane Interstate Warehouse, Inc.	TX	NIA	McLane Company, Inc.	Ownership	100.000	Berkshire Hathaway Inc.	NO	
			74-2540418				McLane Mid-Atlantic, Inc.	TX	NIA	McLane Company, Inc.	Ownership	100.000	Berkshire Hathaway Inc.	NO	
			33-0995917				McLane Midwest, Inc.	TX	NIA	McLane Company, Inc.	Ownership	100.000	Berkshire Hathaway Inc.	NO	
			74-2887700				McLane Minnesota, Inc.	TX	NIA	McLane Company, Inc.	Ownership	100.000	Berkshire Hathaway Inc.	NO	
			75-3095658				McLane Network Solutions, Inc.	TX	NIA	McLane Company, Inc.	Ownership	100.000	Berkshire Hathaway Inc.	NO	
							McLane New Jersey, Inc.	DE	NIA	McLane Company, Inc.	Ownership	100.000	Berkshire Hathaway Inc.	NO	
			47-5030627				McLane Ocala, LLC	FL	NIA	McLane Suneast, Inc.	Ownership	100.000	Berkshire Hathaway Inc.	NO	
			64-0244270				McLane Ohio, Inc.	TX	NIA	McLane Company, Inc.	Ownership	100.000	Berkshire Hathaway Inc.	NO	
			74-2374048				McLane Southern, Inc.	MS	NIA	McLane Company, Inc.	Ownership	100.000	Berkshire Hathaway Inc.	NO	
			74-2905523				McLane Suneast, Inc.	TX	NIA	McLane Company, Inc.	Ownership	100.000	Berkshire Hathaway Inc.	NO	
			84-0680412				McLane Tri-States, Inc.	AL	NIA	McLane Company, Inc.	Ownership	100.000	Berkshire Hathaway Inc.	NO	
			26-3691226				McLane Western, Inc.	CO	NIA	McLane Company, Inc.	Ownership	100.000	Berkshire Hathaway Inc.	NO	
			26-2170637				McLeansboro Properties, L.P.	IL	NIA	AHP Housing Fund 42, LLC	Ownership	99.990	Berkshire Hathaway Inc.	NO	
			27-3776296				MCVT Motors, LLC	DE	NIA	Berkshire Hathaway Automotive Inc.	Ownership	89.840	Berkshire Hathaway Inc.	NO	
			38-3870060				McWilliams Forge Company	DE	NIA	Wyman-Gordon Forgings, Inc.	Ownership	100.000	Berkshire Hathaway Inc.	NO	
			30-0848947				Meadows / Collins, L.P.	MS	NIA	AHP Housing Fund 38, LLC	Ownership	99.990	Berkshire Hathaway Inc.	NO	
			35-1680543				Meadowview Excelsior Springs, LP	MO	NIA	AHP Housing Fund 143, LLC	Ownership	98.990	Berkshire Hathaway Inc.	NO	
			35-1620927				Medical Protective Finance Corporation	IN	NIA	MedPro Group Inc	Ownership	100.000	Berkshire Hathaway Inc.	NO	
			35-1721132				MedPro Group Inc	IN	NIA	Columbia Insurance Company	Ownership	100.000	Berkshire Hathaway Inc.	NO	
							MedPro Insurance Services, LLC	IN	NIA	The Medical Protective Company	Ownership	100.000	Berkshire Hathaway Inc.	NO	

ANNUAL STATEMENT FOR THE YEAR 2024 OF THE General Re Life Corporation

SCHEDULE Y
PART 1A - DETAIL OF INSURANCE HOLDING COMPANY SYSTEM

1	2	3	4	5	6	7	8	9	10	11	12	13	14	15	16
Group Code	Group Name	NAIC Company Code	ID Number	Federal RSSD	CIK	Name of Securities Exchange if Publicly Traded (U.S. or International)	Names of Parent, Subsidiaries Or Affiliates	Domiciliary Location	Relationship to Reporting Entity	Directly Controlled by (Name of Entity/Person)	Type of Control (Ownership, Board, Management, Attorney-in-Fact, Influence, Other)	If Control is Ownership Provide Percentage	Ultimate Controlling Entity(ies)/Person(s)	Is an SCA Filing Required? (Yes/No)	*
			47-0819200				MidAmerican Funding, LLC	IA	NIA	Berkshire Hathaway Energy Company	Ownership	100.000	Berkshire Hathaway Inc.	NO	
			52-2353098				MidAmerican Geothermal Development Corporation	DE	NIA	BHE Geothermal, LLC	Ownership	100.000	Berkshire Hathaway Inc.	NO	
			47-2511435				MidAmerican Wind Tax Equity Holdings, LLC	DE	NIA	BHE Wind, LLC	Ownership	100.000	Berkshire Hathaway Inc.	NO	
			42-1309189				Midland Escrow Services, Inc.	IA	NIA	Iowa Realty Co., Inc.	Ownership	100.000	Berkshire Hathaway Inc.	NO	
							Midlands PowerGrid Limited	GBR	NIA	Northern Electric plc.	Ownership	100.000	Berkshire Hathaway Inc.	NO	
			54-1274932				Mid-States Title Insurance Agency, LLC	VA	NIA	The Long & Foster Companies, Inc.	Ownership	100.000	Berkshire Hathaway Inc.	NO	
			86-0202697				Midway Chevrolet Company I, LLC	DE	NIA	Berkshire Hathaway Automotive Inc.	Ownership	89.840	Berkshire Hathaway Inc.	NO	
			86-0850437				Midway Holdings I, LLC	DE	NIA	Berkshire Hathaway Automotive Inc.	Ownership	96.840	Berkshire Hathaway Inc.	NO	
			42-1305011				Midwest Capital Group, Inc.	IA	NIA	MHC Inc.	Ownership	100.000	Berkshire Hathaway Inc.	NO	
			45-3155724				Midwest Power Transmission Iowa, LLC	DE	NIA	BHE U.S. Transmission, LLC	Ownership	100.000	Berkshire Hathaway Inc.	NO	
			47-1043706				Midwest Power Transmission Texas, LLC	DE	NIA	BHE U.S. Transmission, LLC	Ownership	100.000	Berkshire Hathaway Inc.	NO	
			45-5339848				Midwest Preferred Realty, Inc.	IN	NIA	HomeServices of Minnesota, LLC	Ownership	100.000	Berkshire Hathaway Inc.	NO	
			20-8337450				Midwest Realty Ventures, LLC	IL	NIA	HomeServices of Illinois, LLC	Ownership	100.000	Berkshire Hathaway Inc.	NO	
			75-2453553				Midwest/Northwest Properties Inc.	DE	NIA	BNSF Railway Company	Ownership	100.000	Berkshire Hathaway Inc.	NO	
			30-1293112				Milepost Insurance Agency LLC	NE	NIA	Ringwalt & Liesche Co.	Ownership	100.000	Berkshire Hathaway Inc.	NO	
			37-0981664				Miles Chevrolet, LLC	DE	NIA	Berkshire Hathaway Automotive Inc.	Ownership	99.840	Berkshire Hathaway Inc.	NO	
							Miller Sage Holdings Inc.	MI	NIA	MiTek Inc.	Ownership	100.000	Berkshire Hathaway Inc.	NO	
			98-1640315				Millfont Limited	IRL	NIA	Anchorbuoy Ltd	Ownership	100.000	Berkshire Hathaway Inc.	NO	
			80-0968965				Mills Creek Crossing, LP	GA	NIA	AHP Housing Fund 235, LLC	Ownership	98.990	Berkshire Hathaway Inc.	NO	
			80-0968965				Mills Creek Crossing, LP	GA	NIA	AHP SLP LLC	Ownership	0.000	Berkshire Hathaway Inc.	NO	
			41-1671641				Mindware Corporation	IN	NIA	OTC Brands, Inc.	Ownership	100.000	Berkshire Hathaway Inc.	NO	
							Minneapolis Leased Housing Associates IV, Limited Partnership	IN	NIA	AHP Housing Fund 53, LLC	Ownership	99.990	Berkshire Hathaway Inc.	NO	
			90-1019300				Miraflores Apartments LLC	AZ	NIA	AHP Housing Fund 84, LLC	Ownership	99.990	Berkshire Hathaway Inc.	NO	
			82-0620959				Mishawaka RCF LP	IN	NIA	AHP Housing Fund 179, LLC	Ownership	99.990	Berkshire Hathaway Inc.	NO	
			81-5469311				Mission Twin Oaks LP	TX	NIA	AHP Housing Fund 171, LLC	Ownership	99.990	Berkshire Hathaway Inc.	NO	
							MiTek Australia Ltd.	AUS	NIA	MiTek Inc.	Ownership	100.000	Berkshire Hathaway Inc.	NO	
							MiTek Canada, Inc.	CAN	NIA	MiTek Inc.	Ownership	100.000	Berkshire Hathaway Inc.	NO	
							MiTek Finland OY	FIN	NIA	MiTek Inc.	Ownership	100.000	Berkshire Hathaway Inc.	NO	
			51-0313536				MiTek Holdings, Inc.	DE	NIA	MiTek Industries, Inc.	Ownership	100.000	Berkshire Hathaway Inc.	NO	
			43-1531931				MiTek Inc.	MO	NIA	MiTek Holdings, Inc.	Ownership	100.000	Berkshire Hathaway Inc.	NO	
							MiTek Industries A.B.	SWE	NIA	MiTek Inc.	Ownership	100.000	Berkshire Hathaway Inc.	NO	
							MiTek Industries GmbH	DEU	NIA	MiTek Inc.	Ownership	100.000	Berkshire Hathaway Inc.	NO	
							MiTek Industries Ltd.	GBR	NIA	MiTek Inc.	Ownership	100.000	Berkshire Hathaway Inc.	NO	
							MiTek Industries o.o.o.	RUS	NIA	MiTek Holdings, Inc.	Ownership	100.000	Berkshire Hathaway Inc.	NO	
			95-4871586				MiTek Industries, Inc.	DE	NIA	Berkshire Hathaway Inc.	Ownership	99.810	Berkshire Hathaway Inc.	NO	
							MiTek Industries, Polska	POL	NIA	MiTek Industries Ltd.	Ownership	100.000	Berkshire Hathaway Inc.	NO	
							MiTek Industries, S.A.S.	FRA	NIA	MiTek Inc.	Ownership	100.000	Berkshire Hathaway Inc.	NO	
							MiTek Industries, SRO	CZE	NIA	MiTek Inc.	Ownership	100.000	Berkshire Hathaway Inc.	NO	
							MiTek Japan Co. Ltd.	JPN	NIA	MiTek Inc.	Ownership	100.000	Berkshire Hathaway Inc.	NO	
							MiTek Mezzanine Systems Ltd.	GBR	NIA	MiTek Inc.	Ownership	100.000	Berkshire Hathaway Inc.	NO	
							MiTek New Zealand Ltd.	NZL	NIA	MiTek Inc.	Ownership	100.000	Berkshire Hathaway Inc.	NO	
							MiTek South Africa Pty Ltd.	ZAF	NIA	MiTek Inc.	Ownership	100.000	Berkshire Hathaway Inc.	NO	
							MiTek UK Trustees Ltd.	GBR	NIA	MiTek Industries Ltd.	Ownership	100.000	Berkshire Hathaway Inc.	NO	
							MiTek Vietnam Co. Ltd.	VNM	NIA	Platinum Global Services Pty Ltd	Ownership	100.000	Berkshire Hathaway Inc.	NO	
			46-4344108				Mixed Income 2, LLC	NV	NIA	AHP Housing Fund 58, LLC	Ownership	99.990	Berkshire Hathaway Inc.	NO	
			45-1767288				Mixed Income, LLC	NV	NIA	AHP Housing Fund 26, LLC	Ownership	99.990	Berkshire Hathaway Inc.	NO	
			93-4087589				MLK 2 Associates MTE, LLC	DE	NIA	KCIC LIHTC 10 LLC	Ownership	100.000	Berkshire Hathaway Inc.	NO	

53.53

ANNUAL STATEMENT FOR THE YEAR 2024 OF THE General Re Life Corporation

SCHEDULE Y

PART 1A - DETAIL OF INSURANCE HOLDING COMPANY SYSTEM

1	2	3	4	5	6	7	8	9	10	11	12	13	14	15	16
Group Code	Group Name	NAIC Company Code	ID Number	Federal RSSD	CIK	Name of Securities Exchange if Publicly Traded (U.S. or International)	Names of Parent, Subsidiaries Or Affiliates	Domi-ciliary Location	Relation-ship to Reporting Entity	Directly Controlled by (Name of Entity/Person)	Type of Control (Ownership, Board, Management, Attorney-in-Fact, Influence, Other)	If Control is Ownership Provide Percentage	Ultimate Controlling Entity(ies)/Person(s)	Is an SCA Filing Re-quired? (Yes/No)	*
.0031	Berkshire Hathaway Group	34231	14-1584861				MLMIC Insurance Company	NY	IA	National Indemnity Company	Ownership	100.000	Berkshire Hathaway Inc.	NO	
			13-5471800				MLMIC Services, Inc.	NY	NIA	MLMIC Insurance Company	Ownership	100.000	Berkshire Hathaway Inc.	NO	
			82-3625237				Modular LNG Holdings, Inc.	VA	NIA	BHE GT&S, LLC	Ownership	100.000	Berkshire Hathaway Inc.	NO	
			34-0894486				Mold Masters Intl. LLC	OH	NIA	PCC Airfoils LLC	Ownership	100.000	Berkshire Hathaway Inc.	NO	
			27-0819161				Montana Alberta Tie LP Inc.	MT	NIA	Montana Alberta Tie US Holdings GP Inc.	Ownership	100.000	Berkshire Hathaway Inc.	NO	
			27-0818912				Montana Alberta Tie US Holdings GP Inc.	MT	NIA	BHE U.S. Transmission, LLC	Ownership	100.000	Berkshire Hathaway Inc.	NO	
			45-5200500				Montana Retail Properties, Inc.	CA	NIA	MS Property Company	Ownership	100.000	Berkshire Hathaway Inc.	NO	
			98-0561662				Monte Cristo Apparel, Ltda.	SLV	NIA	Union Sales, LLC	Ownership	1.000	Berkshire Hathaway Inc.	NO	
			98-0561662				Monte Cristo Apparel, Ltda.	SLV	NIA	Union Underwear Company, Inc.	Ownership	99.000	Berkshire Hathaway Inc.	NO	
							Morgan Community Solar, LLC	MN	NIA	Geronimo Community Solar Gardens Holding Company, LLC	Ownership	100.000	Berkshire Hathaway Inc.	NO	
							Morgan CSG1, LLC	MN	NIA	Morgan Community Solar, LLC	Ownership	100.000	Berkshire Hathaway Inc.	NO	
							Morgan CSG2, LLC	MN	NIA	Morgan Community Solar, LLC	Ownership	100.000	Berkshire Hathaway Inc.	NO	
							Morgan CSG3, LLC	MN	NIA	Morgan Community Solar, LLC	Ownership	100.000	Berkshire Hathaway Inc.	NO	
			36-4003514				Morgantown- National Supply, Inc.	DE	NIA	transition holdings, LLC	Ownership	100.000	Berkshire Hathaway Inc.	NO	
							Morse Production Limited Liability Company	RUS	NIA	IMC International Metalworking Companies Inc.	Ownership	100.000	Berkshire Hathaway Inc.	NO	
			92-1188544				Morton Bay Geothermal LLC	DE	NIA	Magma Power Company	Ownership	100.000	Berkshire Hathaway Inc.	NO	
			30-0842526				Morton Senior Residence, LLC	IL	NIA	AHP Housing Fund 89, LLC	Ownership	99.990	Berkshire Hathaway Inc.	NO	
.0031	Berkshire Hathaway Group	26522	23-1575334				Mount Vernon Fire Insurance Company	NE	IA	United States Liability Insurance Company	Ownership	100.000	Berkshire Hathaway Inc.	NO	
.0031	Berkshire Hathaway Group	14420	45-5343535				Mount Vernon Specialty Insurance Company	NE	IA	United States Liability Insurance Company	Ownership	100.000	Berkshire Hathaway Inc.	NO	
			98-1010252				Mouser (Shanghai) Electronics Trading Co. Ltd.	CHN	NIA	Mouser Electronics, Inc.	Ownership	100.000	Berkshire Hathaway Inc.	NO	
							Mouser Electronics (Canada), Inc.	CAN	NIA	Mouser Electronics, Inc.	Ownership	100.000	Berkshire Hathaway Inc.	NO	
			98-0679141				Mouser Electronics (France) SARL	FRA	NIA	Mouser Electronics, Inc.	Ownership	100.000	Berkshire Hathaway Inc.	NO	
			98-0557337				Mouser Electronics (Hong Kong) Limited	HKG	NIA	Mouser Electronics, Inc.	Ownership	100.000	Berkshire Hathaway Inc.	NO	
			98-1104357				Mouser Electronics (India) Private Ltd	IND	NIA	Mouser Electronics, Inc.	Ownership	100.000	Berkshire Hathaway Inc.	NO	
							Mouser Electronics Czech sro	CZE	NIA	Mouser Electronics, Inc.	Ownership	100.000	Berkshire Hathaway Inc.	NO	
			98-1150369				Mouser Electronics Italy SRL	ITA	NIA	Mouser Electronics, Inc.	Ownership	100.000	Berkshire Hathaway Inc.	NO	
			98-1313763				Mouser Electronics Korea Limited Company	KOR	NIA	Mouser Electronics, Inc.	Ownership	100.000	Berkshire Hathaway Inc.	NO	
							Mouser Electronics Lithuania UAB	LTU	NIA	Mouser Electronics, Inc.	Ownership	100.000	Berkshire Hathaway Inc.	NO	
			98-1253609				Mouser Electronics Netherlands B.V.	NLD	NIA	Mouser Electronics, Inc.	Ownership	100.000	Berkshire Hathaway Inc.	NO	
			98-1360880				Mouser Electronics Nordic AB	SWE	NIA	Mouser Electronics, Inc.	Ownership	100.000	Berkshire Hathaway Inc.	NO	
			98-0520966				Mouser Electronics PTE LTD	SGP	NIA	Mouser Electronics, Inc.	Ownership	100.000	Berkshire Hathaway Inc.	NO	
			98-0667713				Mouser Electronics S DE RL DE CV	MEX	NIA	CJE II	Ownership	0.010	Berkshire Hathaway Inc.	NO	
			98-0667713				Mouser Electronics S DE RL DE CV	MEX	NIA	Mouser Electronics, Inc.	Ownership	99.990	Berkshire Hathaway Inc.	NO	
			98-1264381				Mouser Electronics Spain SL	ESP	NIA	Mouser Electronics, Inc.	Ownership	100.000	Berkshire Hathaway Inc.	NO	
							Mouser Electronics Taiwan Company Ltd- Preparatory Office	TWN	NIA	Mouser Electronics, Inc.	Ownership	100.000	Berkshire Hathaway Inc.	NO	
							Mouser Electronics Vietnam Co Ltd	VNM	NIA	Mouser Electronics, Inc.	Ownership	100.000	Berkshire Hathaway Inc.	NO	
			61-1520598				Mouser Electronics, Inc.	DE	NIA	TTI, Inc.	Ownership	100.000	Berkshire Hathaway Inc.	NO	
			98-1219362				Mouser Japan Godo Kaisha	JPN	NIA	Mouser Electronics, Inc.	Ownership	100.000	Berkshire Hathaway Inc.	NO	
			36-4876855				Mouser JV 1, Inc	DE	NIA	Mouser Electronics, Inc.	Ownership	100.000	Berkshire Hathaway Inc.	NO	
			35-2603357				Mouser JV 2, Inc	DE	NIA	Mouser Electronics, Inc.	Ownership	96.000	Berkshire Hathaway Inc.	NO	
			35-2603357				Mouser JV 2, Inc	DE	NIA	Mouser JV 1, Inc	Ownership	4.000	Berkshire Hathaway Inc.	NO	
							Mouser Poland Sp. ZOO	POL	NIA	Mouser Electronics, Inc.	Ownership	100.000	Berkshire Hathaway Inc.	NO	
			48-0882412				MPP Co., Inc.	KS	NIA	Van Enterprises, Inc.	Ownership	100.000	Berkshire Hathaway Inc.	NO	
			76-0412052				MPP Pipeline Corporation	DE	NIA	The Lubrizol Corporation	Ownership	100.000	Berkshire Hathaway Inc.	NO	
							MRC Components GmbH & Co. KG	DEU	NIA	RFMW Europe Limited	Ownership	100.000	Berkshire Hathaway Inc.	NO	
							MRC Gigacomp GmbH & Co KG	DEU	NIA	RFMW Europe Limited	Ownership	100.000	Berkshire Hathaway Inc.	NO	

ANNUAL STATEMENT FOR THE YEAR 2024 OF THE General Re Life Corporation

SCHEDULE Y

PART 1A - DETAIL OF INSURANCE HOLDING COMPANY SYSTEM

1	2	3	4	5	6	7	8	9	10	11	12	13	14	15	16
Group Code	Group Name	NAIC Company Code	ID Number	Federal RSSD	CIK	Name of Securities Exchange if Publicly Traded (U.S. or International)	Names of Parent, Subsidiaries Or Affiliates	Domi-ciliary Location	Relation-ship to Reporting Entity	Directly Controlled by (Name of Entity/Person)	Type of Control (Ownership, Board, Management, Attorney-in-Fact, Influence, Other)	If Control is Ownership Provide Percentage	Ultimate Controlling Entity(ies)/Person(s)	Is an SCA Filing Re-quired? (Yes/No)	*
			95-4363469				MS Property Company	CA	NIA	Berkshire Hathaway Inc.	Ownership	100.000	Berkshire Hathaway Inc.	NO	
			83-4363589				Mt. Pentelicus MT, LLC	DE	NIA	AHP Housing Fund 189, LLC	Ownership	99.000	Berkshire Hathaway Inc.	NO	
			62-1666835				M-Tech International, Inc	DE	NIA	CTB Technology Holding Inc	Ownership	75.000	Berkshire Hathaway Inc.	NO	
			47-1415608				MTL Canyon Holdings, LLC	DE	NIA	BHE U.S. Transmission, LLC	Ownership	100.000	Berkshire Hathaway Inc.	NO	
			35-2566958				Muncie RCF LP	IN	NIA	AHP Housing Fund 141, LLC	Ownership	99.990	Berkshire Hathaway Inc.	NO	
			16-1643530				Mungo Homes Coastal Division Properties, LLC	SC	NIA	Clayton Properties Group, Inc.	Ownership	100.000	Berkshire Hathaway Inc.	NO	
			58-2354166				Mungo Homes Properties, LLC	SC	NIA	Clayton Properties Group, Inc.	Ownership	100.000	Berkshire Hathaway Inc.	NO	
			27-4949464				Mungo Homes Realty, LLC	GA	NIA	Clayton Properties Group, Inc.	Ownership	100.000	Berkshire Hathaway Inc.	NO	
			98-1640353				Murasaille Holdings BV	NLD	NIA	Anchorbuoy Ltd	Ownership	100.000	Berkshire Hathaway Inc.	NO	
			27-3520425				MVVT Motors, LLC	DE	NIA	Berkshire Hathaway Automotive Inc.	Ownership	86.840	Berkshire Hathaway Inc.	NO	
			27-3520425				MVVT Motors, LLC	DE	NIA	BHA Minority Interest Holdco, Inc.	Ownership	13.000	Berkshire Hathaway Inc.	NO	
			81-0607111				MW Wholesale, Inc.	IN	NIA	Mindware Corporation	Ownership	100.000	Berkshire Hathaway Inc.	NO	
			86-2728076				MVTEH Amadeus Class A Member, LLC	DE	NIA	MidAmerican Wind Tax Equity Holdings, LLC	Ownership	100.000	Berkshire Hathaway Inc.	NO	
			98-0475837				NA-NetJets Aviation, Sociedade Unipessoal, Lda.	PRT	NIA	NetJets U.S., Inc.	Ownership	100.000	Berkshire Hathaway Inc.	NO	
							NA-NetJets Aviation, Sociedade Unipessoal, Lda. Czech Branch	CZE	NIA	NA-NetJets Aviation, Sociedade Unipessoal, Lda.	Ownership	100.000	Berkshire Hathaway Inc.	NO	
							NA-NetJets Aviation, Sociedade Unipessoal, Lda. Spanish Branch	ESP	NIA	NA-NetJets Aviation, Sociedade Unipessoal, Lda.	Ownership	100.000	Berkshire Hathaway Inc.	NO	
							Nangchang Cemented Carbide Ltd. Company	CHN	NIA	Tungaloy Corporation	Ownership	11.190	Berkshire Hathaway Inc.	NO	
							NAT-1 GP Inc.	CAN	NIA	NEP Limited GP Inc.	Ownership	90.000	Berkshire Hathaway Inc.	NO	
							NAT-1 Limited Partnership	CAN	NIA	NAT-1 GP Inc.	Ownership	0.010	Berkshire Hathaway Inc.	NO	
							NAT-1 Limited Partnership	CAN	NIA	NEP Holdings Limited Partnership	Ownership	89.990	Berkshire Hathaway Inc.	NO	
.0031	Berkshire Hathaway Group	20079	47-6021331				National Fire & Marine Insurance Company	NE	IA	Berkshire Hathaway Inc.	Ownership	100.000	Berkshire Hathaway Inc.	NO	
.0031	Berkshire Hathaway Group	20087	47-0355979				National Indemnity Company	NE	IA	Berkshire Hathaway Inc.	Ownership	100.000	Berkshire Hathaway Inc.	NO	
.0031	Berkshire Hathaway Group	20060	41-0971481				National Indemnity Company of Mid-America	IA	IA	National Indemnity Company	Ownership	100.000	Berkshire Hathaway Inc.	NO	
.0031	Berkshire Hathaway Group	42137	59-2266845				National Indemnity Company of the South	IA	IA	National Indemnity Company	Ownership	100.000	Berkshire Hathaway Inc.	NO	
.0031	Berkshire Hathaway Group	20052	36-2403971				National Liability & Fire Insurance Company	CT	IA	Berkshire Hathaway Inc.	Ownership	100.000	Berkshire Hathaway Inc.	NO	
			31-1000790				Nationwide Uniforms	KY	NIA	The Fechheimer Brothers Company	Ownership	100.000	Berkshire Hathaway Inc.	NO	
			47-0428274				Nebraska Furniture Mart, Inc.	NE	NIA	Berkshire Hathaway Inc.	Ownership	80.100	Berkshire Hathaway Inc.	NO	
			47-0644512				Nebraska Referral, Inc.	NE	NIA	HomeServices of Nebraska, Inc.	Ownership	100.000	Berkshire Hathaway Inc.	NO	
							Nederlandse Reassurantie Groep N.V.	NLD	NIA	Columbia Insurance Company	Ownership	100.000	Berkshire Hathaway Inc.	NO	
							NEDL Limited	GBR	NIA	Northern Electric plc.	Ownership	100.000	Berkshire Hathaway Inc.	NO	
			27-2395998				NEF Affordable Housing Investment Fund II LP	DE	NIA	Shaw Industries, Inc.	Ownership	99.990	Berkshire Hathaway Inc.	NO	
			27-0719219				NEF Affordable Housing Investment Fund LP	DE	NIA	Shaw Industries, Inc.	Ownership	99.990	Berkshire Hathaway Inc.	NO	
			45-1682803				NEF Affordable Housing Investment Fund, III, LP	IL	NIA	Vanderbilt Mortgage and Finance, Inc.	Ownership	99.990	Berkshire Hathaway Inc.	NO	
							Neoboss GMBH	DEU	NIA	IMC International Metalworking Companies Inc.	Ownership	49.001	Berkshire Hathaway Inc.	NO	
							Neoboss Taps Kft.	HUN	NIA	IMC International Metalworking Companies Inc.	Ownership	49.000	Berkshire Hathaway Inc.	NO	
							NEP Holdings Limited Partnership	CAN	NIA	BHE Canada, L.P.	Ownership	99.990	Berkshire Hathaway Inc.	NO	
							NEP Holdings Limited Partnership	CAN	NIA	NEP Limited GP Inc.	Ownership	0.010	Berkshire Hathaway Inc.	NO	
							NEP Limited GP Inc.	CAN	NIA	BHE Canada Limited	Ownership	100.000	Berkshire Hathaway Inc.	NO	
			98-1639774				Netfont Unlimited	IRL	NIA	Anchorbuoy Ltd	Ownership	100.000	Berkshire Hathaway Inc.	NO	
							NetJets (Suisse) Sarl	CHE	NIA	NetJets Management Ltd.	Ownership	100.000	Berkshire Hathaway Inc.	NO	
							NetJets Air Transport UK Ltd	GBR	NIA	Executive Jet Management (Europe) Limited	Ownership	49.000	Berkshire Hathaway Inc.	NO	
			31-0682096				NetJets Aviation, Inc.	DE	NIA	NetJets Inc.	Ownership	100.000	Berkshire Hathaway Inc.	NO	

ANNUAL STATEMENT FOR THE YEAR 2024 OF THE General Re Life Corporation

SCHEDULE Y

PART 1A - DETAIL OF INSURANCE HOLDING COMPANY SYSTEM

1	2	3	4	5	6	7	8	9	10	11	12	13	14	15	16
Group Code	Group Name	NAIC Company Code	ID Number	Federal RSSD	CIK	Name of Securities Exchange if Publicly Traded (U.S. or International)	Names of Parent, Subsidiaries Or Affiliates	Domiciliary Location	Relationship to Reporting Entity	Directly Controlled by (Name of Entity/Person)	Type of Control (Ownership, Board, Management, Attorney-in-Fact, Influence, Other)	If Control is Ownership Provide Percentage	Ultimate Controlling Entity(ies)/Person(s)	Is an SCA Filing Required? (Yes/No)	*
			84-1631058				NetJets Card Holdings, Inc.	DE	NIA	NetJets Inc.	Ownership	100.000	Berkshire Hathaway Inc.	NO	
			13-4179171				NetJets Card Partners, Inc.	OH	NIA	NetJets Card Holdings, Inc.	Ownership	100.000	Berkshire Hathaway Inc.	NO	
							NetJets Deutschland GmbH	DEU	NIA	NetJets Management Ltd.	Ownership	100.000	Berkshire Hathaway Inc.	NO	
			98-1131898				NetJets Europe Holdings SGPS, Lda	PRT	NIA	NetJets Europe Holdings, LLC	Ownership	12.870	Berkshire Hathaway Inc.	NO	
			98-1131898				NetJets Europe Holdings SGPS, Lda	PRT	NIA	NetJets U.S., Inc.	Ownership	74.160	Berkshire Hathaway Inc.	NO	
			98-1131898				NetJets Europe Holdings SGPS, Lda	PRT	NIA	NJE Holdings, LLC	Ownership	12.970	Berkshire Hathaway Inc.	NO	
			20-1963975				NetJets Europe Holdings, LLC	DE	NIA	NetJets U.S., Inc.	Ownership	100.000	Berkshire Hathaway Inc.	NO	
			98-1132148				NetJets Europe, Sociedade Unipessoal Lda	PRT	NIA	NetJets Europe Holdings SGPS, Lda	Ownership	100.000	Berkshire Hathaway Inc.	NO	
			35-2390820				NetJets Finance LLC	DE	NIA	NetJets Sales, Inc.	Ownership	100.000	Berkshire Hathaway Inc.	NO	
			61-2033885				NetJets Financial Holdings LLC	DE	NIA	NetJets Inc.	Ownership	100.000	Berkshire Hathaway Inc.	NO	
							NetJets France SARL	FRA	NIA	NetJets Management Ltd.	Ownership	100.000	Berkshire Hathaway Inc.	NO	
			51-0383060				NetJets Inc.	DE	NIA	Berkshire Hathaway Inc.	Ownership	100.000	Berkshire Hathaway Inc.	NO	
			22-3378514				NetJets International, Inc.	DE	NIA	NetJets Inc.	Ownership	100.000	Berkshire Hathaway Inc.	NO	
			46-1645945				NetJets IP, LLC	NE	NIA	Columbia Insurance Company	Ownership	100.000	Berkshire Hathaway Inc.	NO	
							NetJets Italy S.r.l.	ITA	NIA	NetJets Management Ltd.	Ownership	100.000	Berkshire Hathaway Inc.	NO	
			98-0363663				NetJets Management Ltd.	GBR	NIA	NetJets International, Inc.	Ownership	100.000	Berkshire Hathaway Inc.	NO	
			31-0685809				NetJets Sales, Inc.	DE	NIA	NetJets Aviation, Inc.	Ownership	100.000	Berkshire Hathaway Inc.	NO	
			31-1437187				NetJets Services, Inc.	DE	NIA	NetJets Inc.	Ownership	100.000	Berkshire Hathaway Inc.	NO	
							NetJets Strategic Holdings (Asia) Limited	HKG	NIA	NJ Asia Limited	Ownership	50.000	Berkshire Hathaway Inc.	NO	
			98-0492927				NetJets Transportes Aereos, SA	PRT	NIA	NetJets Europe Holdings, LLC	Ownership	1.000	Berkshire Hathaway Inc.	NO	
			98-0492927				NetJets Transportes Aereos, SA	PRT	NIA	NetJets U.S., Inc.	Ownership	47.000	Berkshire Hathaway Inc.	NO	
			98-0492927				NetJets Transportes Aereos, SA	PRT	NIA	NJE Holdings, LLC	Ownership	1.000	Berkshire Hathaway Inc.	NO	
			22-3530627				NetJets U.S., Inc.	DE	NIA	NetJets International, Inc.	Ownership	100.000	Berkshire Hathaway Inc.	NO	
							NetJets UK Ltd.	GBR	NIA	NetJets Management Ltd.	Ownership	100.000	Berkshire Hathaway Inc.	NO	
			88-6002040				Nevada Electric Investment Company	NV	NIA	Nevada Power Company	Ownership	100.000	Berkshire Hathaway Inc.	NO	
			88-0420104				Nevada Power Company	NV	NIA	NV Energy, Inc.	Ownership	100.000	Berkshire Hathaway Inc.	NO	
			46-3242875				New Blossom Partners, LP	TN	NIA	AHP Housing Fund 236, LLC	Ownership	99.990	Berkshire Hathaway Inc.	NO	
			46-3242875				New Blossom Partners, LP	TN	NIA	AHP SLP LLC	Ownership	0.000	Berkshire Hathaway Inc.	NO	
			26-3092233				New Covington Apartments LP	LA	NIA	AHP Housing Fund 154, LLC	Ownership	99.991	Berkshire Hathaway Inc.	NO	
							New England Asset Management Limited	IRL	NIA	New England Asset Management, Inc.	Ownership	100.000	Berkshire Hathaway Inc.	NO	
			06-1113980				New England Asset Management, Inc.	DE	NIA	General Re Corporation	Ownership	100.000	Berkshire Hathaway Inc.	NO	
							NewGen Drilling Pty Limited	AUS	NIA	CalEnergy Resources Limited	Ownership	100.000	Berkshire Hathaway Inc.	NO	
			84-4241774				NFM Custom Countertops, LLC	NE	NIA	Nebraska Furniture Mart, Inc.	Ownership	100.000	Berkshire Hathaway Inc.	NO	
			93-1503353				NFM of Cedar Park, Inc.	TX	NIA	Nebraska Furniture Mart, Inc.	Ownership	100.000	Berkshire Hathaway Inc.	NO	
			74-3021927				NFM of Kansas, Inc.	KS	NIA	Nebraska Furniture Mart, Inc.	Ownership	100.000	Berkshire Hathaway Inc.	NO	
			45-4530174				NFM Services LLC	TX	NIA	Nebraska Furniture Mart, Inc.	Ownership	100.000	Berkshire Hathaway Inc.	NO	
			92-2733856				NFM WelIness, LLC	NE	NIA	Nebraska Furniture Mart, Inc.	Ownership	100.000	Berkshire Hathaway Inc.	NO	
			45-2413507				NFVT Motors, LLC	DE	NIA	Berkshire Hathaway Automotive Inc.	Ownership	84.840	Berkshire Hathaway Inc.	NO	
			82-3638191				NiChe LNG, LLC	DE	NIA	Modular LNG Holdings, Inc.	Ownership	90.000	Berkshire Hathaway Inc.	NO	
			84-5186120				NiChe Storage Solutions, LLC	DE	NIA	NiChe LNG, LLC	Ownership	100.000	Berkshire Hathaway Inc.	NO	
			98-1228911				NJ Asia Limited	HKG	NIA	NetJets Inc.	Ownership	100.000	Berkshire Hathaway Inc.	NO	
			20-1963992				NJE Holdings, LLC	DE	NIA	NetJets U.S., Inc.	Ownership	100.000	Berkshire Hathaway Inc.	NO	
			57-1049421				NJI Sales, Inc.	DE	NIA	NetJets International, Inc.	Ownership	100.000	Berkshire Hathaway Inc.	NO	
			82-3814458				NJS145 LLC	DE	NIA	NetJets Aviation, Inc.	Ownership	100.000	Berkshire Hathaway Inc.	NO	
			86-1018010				NMVT Motors, LLC	DE	NIA	Berkshire Hathaway Automotive Inc.	Ownership	74.840	Berkshire Hathaway Inc.	NO	
			86-1018010				NMVT Motors, LLC	DE	NIA	BHA Minority Interest Holdco, Inc.	Ownership	10.000	Berkshire Hathaway Inc.	NO	
			82-0556195				NINGC Acquisition, LLC	DE	NIA	BHE Pipeline Group, LLC	Ownership	100.000	Berkshire Hathaway Inc.	NO	
			98-0705427				Noranco Inc.	CAN	NIA	Precision Castparts Corp.	Ownership	100.000	Berkshire Hathaway Inc.	NO	
			99-0367323				Noranco Manufacturing (USA) Ltd.	DE	NIA	Precision Castparts Corp.	Ownership	100.000	Berkshire Hathaway Inc.	NO	

ANNUAL STATEMENT FOR THE YEAR 2024 OF THE General Re Life Corporation

SCHEDULE Y
PART 1A - DETAIL OF INSURANCE HOLDING COMPANY SYSTEM

1	2	3	4	5	6	7	8	9	10	11	12	13	14	15	16			
Group Code	Group Name	NAIC Company Code	ID Number	Federal RSSD	CIK	Name of Securities Exchange if Publicly Traded (U.S. or International)	Names of Parent, Subsidiaries Or Affiliates	Domi-ciliary Location	Relation-ship to Reporting Entity	Directly Controlled by (Name of Entity/Person)	Type of Control (Ownership, Board, Management, Attorney-in-Fact, Influence, Other)	If Control is Ownership Provide Percentage	Ultimate Controlling Entity(ies)/Person(s)	Is an SCA Filing Re-quired? (Yes/No)	*			
0031	Berkshire Hathaway Group	31470	23-2459204				Noranco Manufacturing Mexico, S.A. de C.V.	.MEX	NIA	Noranco Manufacturing (USA) Ltd.	Ownership	0.100	Berkshire Hathaway Inc.	NO				
							Noranco Manufacturing Mexico, S.A. de C.V.	.MEX	NIA	Precision Castparts Corp.	Ownership	99.900	Berkshire Hathaway Inc.	NO				
							Noranco Mexico Services, S.A. de C.V.	.MEX	NIA	Noranco Manufacturing (USA) Ltd.	Ownership	0.100	Berkshire Hathaway Inc.	NO				
							Noranco Mexico Services, S.A. de C.V.	.MEX	NIA	Precision Castparts Corp.	Ownership	99.900	Berkshire Hathaway Inc.	NO				
							Nord Bitumi Canada Limited	.CAN	NIA	Johns Manville	Ownership	100.000	Berkshire Hathaway Inc.	NO				
							NorGUARD Insurance Company	.NE	IA	WestGUARD Insurance Company	Ownership	100.000	Berkshire Hathaway Inc.	NO				
							Norming Investments B.V.	.NLD	NIA	Berkshire Hathaway Energy Company	Ownership	100.000	Berkshire Hathaway Inc.	NO				
							North Country Gas Pipeline Corporation	.NY	NIA	Saranac Power Partners, L.P.	Ownership	100.000	Berkshire Hathaway Inc.	NO				
							North East PowerGrid Limited	.GBR	NIA	Northern Electric plc.	Ownership	100.000	Berkshire Hathaway Inc.	NO				
							North Eastern PowerGrid Limited	.GBR	NIA	Northern Electric plc.	Ownership	100.000	Berkshire Hathaway Inc.	NO				
							North PowerGrid Limited	.GBR	NIA	Northern Electric plc.	Ownership	100.000	Berkshire Hathaway Inc.	NO				
							North West PowerGrid Limited	.GBR	NIA	Northern Electric plc.	Ownership	100.000	Berkshire Hathaway Inc.	NO				
							North Western PowerGrid Limited	.GBR	NIA	Northern Electric plc.	Ownership	100.000	Berkshire Hathaway Inc.	NO				
							06-1505589			Northeast Referral Group, LLC	.DE	NIA	PCRE, L.L.C.	Ownership	100.000	Berkshire Hathaway Inc.	NO	
										Northern Electric Distribution Limited	.GBR	NIA	Northern Electric plc.	Ownership	100.000	Berkshire Hathaway Inc.	NO	
										Northern Electric Finance plc.	.GBR	NIA	Northern Powergrid (Northeast) plc	Ownership	100.000	Berkshire Hathaway Inc.	NO	
										Northern Electric plc.	.GBR	NIA	Northern Powergrid Limited	Ownership	100.000	Berkshire Hathaway Inc.	NO	
										Northern Electric Properties Limited	.GBR	NIA	Northern Electric plc.	Ownership	100.000	Berkshire Hathaway Inc.	NO	
										Northern Electric Share Scheme Trustee Limited	.GBR	NIA	Northern Electric plc.	Ownership	100.000	Berkshire Hathaway Inc.	NO	
										Northern Electricity (North East) Limited	.GBR	NIA	Northern Electric plc.	Ownership	100.000	Berkshire Hathaway Inc.	NO	
										Northern Electricity (Yorkshire) Limited	.GBR	NIA	Northern Electric plc.	Ownership	100.000	Berkshire Hathaway Inc.	NO	
										Northern Electricity Limited	.GBR	NIA	Northern Electric plc.	Ownership	100.000	Berkshire Hathaway Inc.	NO	
										Northern Electricity Networks Company (North East) Limited	.GBR	NIA	Northern Electric plc.	Ownership	100.000	Berkshire Hathaway Inc.	NO	
										Northern Electricity Networks Company (Yorkshire) Limited	.GBR	NIA	Northern Electric plc.	Ownership	100.000	Berkshire Hathaway Inc.	NO	
										Northern Electricity Networks Company Limited	.GBR	NIA	Northern Electric plc.	Ownership	100.000	Berkshire Hathaway Inc.	NO	
										Northern Electrics Limited	.GBR	NIA	Northern Electric plc.	Ownership	100.000	Berkshire Hathaway Inc.	NO	
										Northern Energy Funding Company Limited	.GBR	NIA	Northern Electric plc.	Ownership	100.000	Berkshire Hathaway Inc.	NO	
										Northern Natural Gas Company	.DE	NIA	MNGC Acquisition, LLC	Ownership	100.000	Berkshire Hathaway Inc.	NO	
										Northern Power Networks Company (North East) Limited	.GBR	NIA	Northern Electric plc.	Ownership	100.000	Berkshire Hathaway Inc.	NO	
										Northern Power Networks Company (Yorkshire) Limited	.GBR	NIA	Northern Electric plc.	Ownership	100.000	Berkshire Hathaway Inc.	NO	
										Northern Power Networks Company Limited	.GBR	NIA	Northern Electric plc.	Ownership	100.000	Berkshire Hathaway Inc.	NO	
										Northern PowerGrid (North West) Limited	.GBR	NIA	Northern Electric plc.	Ownership	100.000	Berkshire Hathaway Inc.	NO	
										Northern Powergrid (Northeast) plc	.GBR	NIA	Northern Electric plc.	Ownership	100.000	Berkshire Hathaway Inc.	NO	
										Northern Powergrid (Yorkshire) plc	.GBR	NIA	Yorkshire Electricity Group plc.	Ownership	100.000	Berkshire Hathaway Inc.	NO	
										Northern Powergrid Gas Limited	.GBR	NIA	Northern Powergrid Limited	Ownership	100.000	Berkshire Hathaway Inc.	NO	
										Northern Powergrid Holdings Company	.GBR	NIA	BHE U.K. Electric, Inc.	Ownership	35.000	Berkshire Hathaway Inc.	NO	
										Northern Powergrid Holdings Company	.GBR	NIA	BHE U.K. Inc.	Ownership	30.000	Berkshire Hathaway Inc.	NO	
										Northern Powergrid Holdings Company	.GBR	NIA	BHE U.K. Power, Inc.	Ownership	35.000	Berkshire Hathaway Inc.	NO	
										Northern Powergrid Limited	.GBR	NIA	Northern Powergrid UK Holdings	Ownership	100.000	Berkshire Hathaway Inc.	NO	
										Northern Powergrid Metering Limited	.GBR	NIA	Northern Electric plc.	Ownership	100.000	Berkshire Hathaway Inc.	NO	
			98-0173268			Northern Powergrid UK Holdings	.GBR	NIA	BHE U.K. Electric, Inc.	Ownership	0.347	Berkshire Hathaway Inc.	NO					
			98-0173268			Northern Powergrid UK Holdings	.GBR	NIA	BHE U.K. Inc.	Ownership	0.297	Berkshire Hathaway Inc.	NO					
			98-0173268			Northern Powergrid UK Holdings	.GBR	NIA	BHE U.K. Power, Inc.	Ownership	0.347	Berkshire Hathaway Inc.	NO					
			98-0173268			Northern Powergrid UK Holdings	.GBR	NIA	Northern Powergrid Holdings Company	Ownership	99.010	Berkshire Hathaway Inc.	NO					

53.57

ANNUAL STATEMENT FOR THE YEAR 2024 OF THE General Re Life Corporation

SCHEDULE Y

PART 1A - DETAIL OF INSURANCE HOLDING COMPANY SYSTEM

1	2	3	4	5	6	7	8	9	10	11	12	13	14	15	16
Group Code	Group Name	NAIC Company Code	ID Number	Federal RSSD	CIK	Name of Securities Exchange if Publicly Traded (U.S. or International)	Names of Parent, Subsidiaries Or Affiliates	Domi-ciliary Location	Relation-ship to Reporting Entity	Directly Controlled by (Name of Entity/Person)	Type of Control (Ownership, Board, Management, Attorney-in-Fact, Influence, Other)	If Control is Ownership Provide Percentage	Ultimate Controlling Entity(ies)/Person(s)	Is an SCA Filing Re-quired? (Yes/No)	*
			41-1502250				Northern Radio Limited	.CAN	NIA	BNSF Railway Company	Ownership	100.000	Berkshire Hathaway Inc.	NO	
							Northern States Agency, Inc.	.MN	NIA	Berkshire Hathaway Inc.	Ownership	100.000	Berkshire Hathaway Inc.	NO	
							Northern Transport Finance Limited	.GBR	NIA	Northern Electric plc.	Ownership	100.000	Berkshire Hathaway Inc.	NO	
							Northern Utility Services Limited	.GBR	NIA	Northern Electric plc.	Ownership	100.000	Berkshire Hathaway Inc.	NO	
			47-3231724				Northfield Community Solar Gardens, LLC	.DE	NIA	Geronimo Community Solar Gardens, LLC	Ownership	100.000	Berkshire Hathaway Inc.	NO	
			47-3245282				Northfield CSG1, LLC	.DE	NIA	Geronimo Community Solar Gardens, LLC	Ownership	100.000	Berkshire Hathaway Inc.	NO	
			47-3258549				Northfield CSG2, LLC	.DE	NIA	Geronimo Community Solar Gardens, LLC	Ownership	100.000	Berkshire Hathaway Inc.	NO	
			47-3773707				Northfield CSG3, LLC	.DE	NIA	Geronimo Community Solar Gardens, LLC	Ownership	100.000	Berkshire Hathaway Inc.	NO	
			47-3788729				Northfield CSG4, LLC	.DE	NIA	Geronimo Community Solar Gardens, LLC	Ownership	100.000	Berkshire Hathaway Inc.	NO	
			47-3808048				Northfield CSG5, LLC	.DE	NIA	Geronimo Community Solar Gardens, LLC	Ownership	100.000	Berkshire Hathaway Inc.	NO	
							Northampton Acquisition Limited	.GBR	NIA	Larson-Juhl International LLC	Ownership	100.000	Berkshire Hathaway Inc.	NO	
			86-2901814				Northrop Realty, LLC	.DE	NIA	Long & Foster Real Estate, Inc.	Ownership	100.000	Berkshire Hathaway Inc.	NO	
							Northwest Corner Affordable Housing Partners LLLP	.WA	NIA	AHP Housing Fund 54, LLC	Ownership	99.990	Berkshire Hathaway Inc.	NO	
			26-3740247				Northwoods Housing LLLP	.MN	NIA	AHP Housing Fund 47, LLC	Ownership	99.990	Berkshire Hathaway Inc.	NO	
			35-2409643				Noveon Hilton Davis, Inc.	.DE	NIA	Lubrizol Advanced Materials FCC, LLC	Ownership	100.000	Berkshire Hathaway Inc.	NO	
			95-4071292				Novosurge Technologies Ltd	.ISR	NIA	Shafir Production Systems Ltd.	Ownership	25.220	Berkshire Hathaway Inc.	NO	
			81-1369733				NPTBH Motors LLC	.DE	NIA	Berkshire Hathaway Automotive Inc.	Ownership	79.840	Berkshire Hathaway Inc.	NO	
			23-2074221				NRG America Holding Company	.DE	NIA	Nederlandse Reassurantie Groep N.V.	Ownership	100.000	Berkshire Hathaway Inc.	NO	
							NRG Victory Holdings Limited	.GBR	NIA	Nederlandse Reassurantie Groep N.V.	Ownership	100.000	Berkshire Hathaway Inc.	NO	
							NRG Victory Reinsurance Limited	.GBR	NIA	NRG Victory Holdings Limited	Ownership	100.000	Berkshire Hathaway Inc.	NO	
			46-3126963				NRS Referral Services, LLC	.DE	NIA	Fox & Roach/Trident Limited Partnership	Ownership	100.000	Berkshire Hathaway Inc.	NO	
			38-1941474				NSS Technologies, Inc.	.MI	NIA	SPS International Investment Company	Ownership	100.000	Berkshire Hathaway Inc.	NO	
							NSW Cranes Pty Ltd	.AUS	NIA	Marmon Crane (Australia) Pty Ltd	Ownership	100.000	Berkshire Hathaway Inc.	NO	
							NTK Cutting Tools (Shanghai) Co., Ltd.	.CHN	NIA	IMC International Metalworking Companies Inc.	Ownership	100.000	Berkshire Hathaway Inc.	NO	
							NTK Cutting Tools CO., LTD.	.JPN	NIA	IMC International Metalworking Companies Inc.	Ownership	51.000	Berkshire Hathaway Inc.	NO	
							NTK Technical Ceramics Korea Co., Ltd.	.KOR	NIA	NTK Cutting Tools CO., LTD.	Ownership	100.000	Berkshire Hathaway Inc.	NO	
							Nufama Holding B.V.	.NLD	NIA	Meyn Beheer B.V.	Ownership	100.000	Berkshire Hathaway Inc.	NO	
							NU-Line Products, Inc.	.CAN	NIA	Fontaine Spray Suppression Company	Ownership	100.000	Berkshire Hathaway Inc.	NO	
			88-1098358				NV Energy, Inc.	.NV	NIA	NVE Holdings, LLC	Ownership	100.000	Berkshire Hathaway Inc.	NO	
			46-2907437				NVE Holdings, LLC	.DE	NIA	Berkshire Hathaway Energy Company	Ownership	100.000	Berkshire Hathaway Inc.	NO	
			27-1413915				NVE Insurance Company, Inc.	.NV	NIA	NV Energy, Inc.	Ownership	100.000	Berkshire Hathaway Inc.	NO	
			27-2968956				NW Referral Services LLC	.OR	NIA	HomeServices of Oregon, LLC	Ownership	100.000	Berkshire Hathaway Inc.	NO	
			27-1338308				Nylok LLC	.DE	NIA	Marmon Engineered Components Company	Ownership	100.000	Berkshire Hathaway Inc.	NO	
							Nylok S. de R.L. de C.V.	.MEX	NIA	Marmon Engineered Components Company	Ownership	99.000	Berkshire Hathaway Inc.	NO	
							Nylok S. de R.L. de C.V.	.MEX	NIA	Nylok LLC	Ownership	1.000	Berkshire Hathaway Inc.	NO	
							O.O.O. Meyn	.RUS	NIA	Meyn Beheer B.V.	Ownership	99.000	Berkshire Hathaway Inc.	NO	
							O.O.O. Meyn	.RUS	NIA	Meyn Food Processing Technology B.V.	Ownership	1.000	Berkshire Hathaway Inc.	NO	
.0031	Berkshire Hathaway Group	34630	47-0762702				Oak River Insurance Company	.NE	IA	National Indemnity Company	Ownership	100.000	Berkshire Hathaway Inc.	NO	
			87-1090989				Oakwood Sales, LLC	.AZ	NIA	CMH Capital, Inc.	Ownership	100.000	Berkshire Hathaway Inc.	NO	
			95-4035997				Occidental Petroleum Corp	.DE	NIA	National Indemnity Company	Ownership	28.150	Berkshire Hathaway Inc.	NO	
			35-2456545				OCTNG Partners 1, LLC	.CA	NIA	Intero Real Estate Services, Inc.	Ownership	50.000	Berkshire Hathaway Inc.	NO	
			83-2636483				OKC Rockwell Apartments, LLC	.OK	NIA	AHP Housing Fund 241, LLC	Ownership	99.990	Berkshire Hathaway Inc.	NO	
			47-2412504				Oklahoma Christian Affordable LP	.OK	NIA	AHP Housing Fund 99, LLC	Ownership	99.990	Berkshire Hathaway Inc.	NO	
.0031	Berkshire Hathaway Group	37060	48-0884451				Old United Casualty Company	.KS	IA	Van Enterprises, Inc.	Ownership	100.000	Berkshire Hathaway Inc.	NO	
.0031	Berkshire Hathaway Group	76007	48-0735224				Old United Life Insurance Company	.AZ	IA	Van Enterprises, Inc.	Ownership	100.000	Berkshire Hathaway Inc.	NO	
			45-5116814				Olivewood Apartments, LP	.MS	NIA	AHP Housing Fund 72, LLC	Ownership	99.990	Berkshire Hathaway Inc.	NO	

53.58

ANNUAL STATEMENT FOR THE YEAR 2024 OF THE General Re Life Corporation

SCHEDULE Y

PART 1A - DETAIL OF INSURANCE HOLDING COMPANY SYSTEM

1	2	3	4	5	6	7	8	9	10	11	12	13	14	15	16
Group Code	Group Name	NAIC Company Code	ID Number	Federal RSSD	CIK	Name of Securities Exchange if Publicly Traded (U.S. or International)	Names of Parent, Subsidiaries Or Affiliates	Domiciliary Location	Relationship to Reporting Entity	Directly Controlled by (Name of Entity/Person)	Type of Control (Ownership, Board, Management, Attorney-in-Fact, Influence, Other)	If Control is Ownership Provide Percentage	Ultimate Controlling Entity(ies)/Person(s)	Is an SCA Filing Required? (Yes/No)	*
			47-0891061				One Centre Square Group, LLC	..TN.....	..NIA.....	21st Mortgage Corporation	Ownership.....	100.000	Berkshire Hathaway Inc.	..NO.....	
			83-1590301				O-N-G Services, LLC	..DE.....	..NIA.....	Flow Improvers LLC	Ownership.....	100.000	Berkshire Hathaway Inc.	..NO.....	
							000 Roxell	..RUS.....	..NIA.....	Roxell BV	Ownership.....	100.000	Berkshire Hathaway Inc.	..NO.....	
			81-1386857				Optum Energy Solutions, LLC	..DE.....	..NIA.....	LiquidPower Specialty Products Inc.	Ownership.....	100.000	Berkshire Hathaway Inc.	..NO.....	
			38-3918669				Orange Redevelopment AR II, LP	..TX.....	..NIA.....	AHP Housing Fund 69, LLC	Ownership.....	99.990	Berkshire Hathaway Inc.	..NO.....	
			39-2081063				Orange Redevelopment PG, LP	..TX.....	..NIA.....	AHP Housing Fund 68, LLC	Ownership.....	99.990	Berkshire Hathaway Inc.	..NO.....	
			30-0801676				Orange Redevelopment VJ, LP	..TX.....	..NIA.....	AHP Housing Fund 67, LLC	Ownership.....	99.990	Berkshire Hathaway Inc.	..NO.....	
			38-3940454				Orange Redevelopment WQ, LP	..TX.....	..NIA.....	AHP Housing Fund 90, LLC	Ownership.....	99.990	Berkshire Hathaway Inc.	..NO.....	
			11-3563729				Orien Risk Analysts, Inc.	..NY.....	..NIA.....	Transatlantic Reinsurance Company	Ownership.....	100.000	Berkshire Hathaway Inc.	..NO.....	
			80-0681455				Oriental Trading Company, Inc.	..DE.....	..NIA.....	OTC Brands, Inc.	Ownership.....	100.000	Berkshire Hathaway Inc.	..NO.....	
			47-3158764				Orion Community Solar Gardens, LLC	..DE.....	..NIA.....	Geronimo Community Solar Gardens, LLC	Ownership.....	100.000	Berkshire Hathaway Inc.	..NO.....	
			47-3189271				Orion CSG1, LLC	..DE.....	..NIA.....	Geronimo Community Solar Gardens, LLC	Ownership.....	100.000	Berkshire Hathaway Inc.	..NO.....	
			47-3196305				Orion CSG2, LLC	..DE.....	..NIA.....	Geronimo Community Solar Gardens, LLC	Ownership.....	100.000	Berkshire Hathaway Inc.	..NO.....	
			47-3218373				Orion CSG3, LLC	..DE.....	..NIA.....	Geronimo Community Solar Gardens, LLC	Ownership.....	100.000	Berkshire Hathaway Inc.	..NO.....	
			11-3258184				Orka Industries LLC	..NY.....	..NIA.....	Future Metals LLC	Ownership.....	100.000	Berkshire Hathaway Inc.	..NO.....	
			22-3880649				OsteoMed LLC	..DE.....	..NIA.....	Colson Medical, LLC	Ownership.....	100.000	Berkshire Hathaway Inc.	..NO.....	
			27-4791180				OTC Brands, Inc.	..DE.....	..NIA.....	OTC Worldwide Holdings, Inc.	Ownership.....	100.000	Berkshire Hathaway Inc.	..NO.....	
			27-4811648				OTC Direct, Inc.	..NE.....	..NIA.....	Oriental Trading Company, Inc.	Ownership.....	100.000	Berkshire Hathaway Inc.	..NO.....	
							OTC Shanghai Trading Limited	..CHN.....	..NIA.....	OTC Brands, Inc.	Ownership.....	100.000	Berkshire Hathaway Inc.	..NO.....	
			27-4790857				OTC Worldwide Holdings, Inc.	..DE.....	..NIA.....	Berkshire Hathaway Inc.	Ownership.....	100.000	Berkshire Hathaway Inc.	..NO.....	
							Outiltec E.U.R.L Inc.	..FRA.....	..NIA.....	IMC International Metalworking Companies Inc.	Ownership.....	100.000	Berkshire Hathaway Inc.	..NO.....	
							OWL Acquisition Company, LLC	..TX.....	..NIA.....	OWL AssetCo 1, LLC	Ownership.....	100.000	Berkshire Hathaway Inc.	..NO.....	
							OWL Allgood Water, LLC	..TX.....	..NIA.....	OWL Permian, LLC	Ownership.....	100.000	Berkshire Hathaway Inc.	..NO.....	
			36-4948190				OWL AssetCo 1, LLC	..TX.....	..NIA.....	Horus Infrastructure IA LLC	Ownership.....	100.000	Berkshire Hathaway Inc.	..NO.....	
							OWL Black Lake SWD, LLC	..TX.....	..NIA.....	OWL Permian, LLC	Ownership.....	100.000	Berkshire Hathaway Inc.	..NO.....	
							OWL Bobcat SWD, LLC	..TX.....	..NIA.....	OWL Lea County, LLC	Ownership.....	100.000	Berkshire Hathaway Inc.	..NO.....	
							OWL Brininstool SWD, LLC	..TX.....	..NIA.....	OWL Lea County, LLC	Ownership.....	100.000	Berkshire Hathaway Inc.	..NO.....	
							OWL Carpenter, LLC	..TX.....	..NIA.....	OWL WestWater, LLC	Ownership.....	100.000	Berkshire Hathaway Inc.	..NO.....	
							OWL Chaparral SWD, LLC	..TX.....	..NIA.....	OWL Permian, LLC	Ownership.....	100.000	Berkshire Hathaway Inc.	..NO.....	
							OWL Cities Federal SWD, LLC	..TX.....	..NIA.....	OWL Lea County, LLC	Ownership.....	100.000	Berkshire Hathaway Inc.	..NO.....	
							OWL Copeland SWD, LLC	..TX.....	..NIA.....	OWL Permian, LLC	Ownership.....	100.000	Berkshire Hathaway Inc.	..NO.....	
							OWL Danish Flats, LLC	..TX.....	..NIA.....	OWL WestWater, LLC	Ownership.....	100.000	Berkshire Hathaway Inc.	..NO.....	
							OWL Douglas, LLC	..TX.....	..NIA.....	OWL WestWater, LLC	Ownership.....	100.000	Berkshire Hathaway Inc.	..NO.....	
			47-1780330				OWL ETX/LA, LLC	..TX.....	..NIA.....	OWL AssetCo 1, LLC	Ownership.....	100.000	Berkshire Hathaway Inc.	..NO.....	
							OWL Jenkins SWD, LLC	..TX.....	..NIA.....	OWL Permian, LLC	Ownership.....	100.000	Berkshire Hathaway Inc.	..NO.....	
							OWL Keystone SWD, LLC	..TX.....	..NIA.....	OWL Permian, LLC	Ownership.....	100.000	Berkshire Hathaway Inc.	..NO.....	
			46-5551331				OWL Lea County, LLC	..DE.....	..NIA.....	OWL Permian, LLC	Ownership.....	100.000	Berkshire Hathaway Inc.	..NO.....	
							OWL Ludlow, LLC	..TX.....	..NIA.....	OWL WestWater, LLC	Ownership.....	100.000	Berkshire Hathaway Inc.	..NO.....	
							OWL Madera SWD, LLC	..TX.....	..NIA.....	OWL Permian, LLC	Ownership.....	100.000	Berkshire Hathaway Inc.	..NO.....	
							OWL McCloy SWD #1, LLC	..TX.....	..NIA.....	OWL Permian, LLC	Ownership.....	100.000	Berkshire Hathaway Inc.	..NO.....	
							OWL Mills SWD, LLC	..TX.....	..NIA.....	OWL Permian, LLC	Ownership.....	100.000	Berkshire Hathaway Inc.	..NO.....	
							OWL Oasis SWD, LLC	..TX.....	..NIA.....	OWL Permian, LLC	Ownership.....	100.000	Berkshire Hathaway Inc.	..NO.....	
							OWL Parks Bell SWD, LLC	..TX.....	..NIA.....	OWL Permian, LLC	Ownership.....	100.000	Berkshire Hathaway Inc.	..NO.....	
							OWL Permian Pipeline, LLC	..TX.....	..NIA.....	OWL Permian, LLC	Ownership.....	100.000	Berkshire Hathaway Inc.	..NO.....	
			47-1217036				OWL Permian, LLC	..TX.....	..NIA.....	OWL AssetCo 1, LLC	Ownership.....	100.000	Berkshire Hathaway Inc.	..NO.....	
							OWL Pinedale, LLC	..TX.....	..NIA.....	OWL WestWater, LLC	Ownership.....	100.000	Berkshire Hathaway Inc.	..NO.....	
							OWL Powder Pipeline, LLC	..TX.....	..NIA.....	OWL AssetCo 1, LLC	Ownership.....	100.000	Berkshire Hathaway Inc.	..NO.....	
							OWL Pumpkin Buttes, LLC	..TX.....	..NIA.....	OWL WestWater, LLC	Ownership.....	100.000	Berkshire Hathaway Inc.	..NO.....	

ANNUAL STATEMENT FOR THE YEAR 2024 OF THE General Re Life Corporation

SCHEDULE Y

PART 1A - DETAIL OF INSURANCE HOLDING COMPANY SYSTEM

1	2	3	4	5	6	7	8	9	10	11	12	13	14	15	16
Group Code	Group Name	NAIC Company Code	ID Number	Federal RSSD	CIK	Name of Securities Exchange if Publicly Traded (U.S. or International)	Names of Parent, Subsidiaries Or Affiliates	Domiciliary Location	Relationship to Reporting Entity	Directly Controlled by (Name of Entity/Person)	Type of Control (Ownership, Board, Management, Attorney-in-Fact, Influence, Other)	If Control is Ownership Provide Percentage	Ultimate Controlling Entity(ies)/Person(s)	Is an SCA Filing Required? (Yes/No)	*
							OWL Red Hills Gathering, LLC	TX	NIA	OWL Permian, LLC	Ownership	100.000	Berkshire Hathaway Inc.	NO	
							OWL Rockies, LLC	TX	NIA	OWL AssetCo 1, LLC	Ownership	100.000	Berkshire Hathaway Inc.	NO	
							OWL Roy SMD, LLC	TX	NIA	OWL Permian, LLC	Ownership	100.000	Berkshire Hathaway Inc.	NO	
							OWL Smith Ranch SMD, LLC	TX	NIA	OWL Permian, LLC	Ownership	100.000	Berkshire Hathaway Inc.	NO	
							OWL SOAL SMD, LLC	TX	NIA	OWL ETX/LA, LLC	Ownership	100.000	Berkshire Hathaway Inc.	NO	
							OWL SMD Atlas, LLC	TX	NIA	OWL Permian, LLC	Ownership	100.000	Berkshire Hathaway Inc.	NO	
							OWL SMD Development, LLC	TX	NIA	OWL AssetCo 1, LLC	Ownership	100.000	Berkshire Hathaway Inc.	NO	
							OWL SMD Operating 2, LLC	TX	NIA	OWL Permian, LLC	Ownership	100.000	Berkshire Hathaway Inc.	NO	
			46-5768442				OWL SMD Operating, LLC	TX	NIA	OWL AssetCo 1, LLC	Ownership	100.000	Berkshire Hathaway Inc.	NO	
							OWL Topeka SMD, LLC	TX	NIA	OWL Permian, LLC	Ownership	100.000	Berkshire Hathaway Inc.	NO	
							OWL Tophat SMD, LLC	TX	NIA	OWL Lea County, LLC	Ownership	100.000	Berkshire Hathaway Inc.	NO	
							OWL True Grit SMD, LLC	TX	NIA	OWL Permian, LLC	Ownership	100.000	Berkshire Hathaway Inc.	NO	
							OWL Wamsutter, LLC	TX	NIA	OWL WestWater, LLC	Ownership	100.000	Berkshire Hathaway Inc.	NO	
							OWL Westbrook SMD, LLC	TX	NIA	OWL Permian, LLC	Ownership	100.000	Berkshire Hathaway Inc.	NO	
			82-1558784				OWL Western Gravel and Disposal, LLC	TX	NIA	OWL WestWater, LLC	Ownership	100.000	Berkshire Hathaway Inc.	NO	
			47-2573237				OWL WestWater, LLC	DE	NIA	OWL Rockies, LLC	Ownership	100.000	Berkshire Hathaway Inc.	NO	
			93-0625256				Pacific Minerals, Inc.	WY	NIA	PacificCorp	Ownership	100.000	Berkshire Hathaway Inc.	NO	
			93-0246090				PacifiCorp	OR	NIA	PPW Holdings LLC	Ownership	100.000	Berkshire Hathaway Inc.	NO	
			36-6047629				Paducah & Illinois Railroad Company	KY	NIA	BNSF Railway Company	Ownership	33.340	Berkshire Hathaway Inc.	NO	
			82-4787127				Palview Spur LP	TX	NIA	AHP Housing Fund 212, LLC	Ownership	99.990	Berkshire Hathaway Inc.	NO	
			06-1305441				Pan Am Shoe LLC	DE	NIA	Macro Retailing, LLC	Ownership	100.000	Berkshire Hathaway Inc.	NO	
			23-2213540				Pan American Screw LLC	DE	NIA	Marmon Engineered Components Company	Ownership	100.000	Berkshire Hathaway Inc.	NO	
							Paramount Industries Ltd.	HKG	NIA	H. H. Brown Shoe Company, Inc.	Ownership	100.000	Berkshire Hathaway Inc.	NO	
			45-2486547				Park Manor Estates II LP	MN	NIA	AHP Housing Fund 22, LLC	Ownership	99.990	Berkshire Hathaway Inc.	NO	
			82-0892178				Parts and Service Solutions LLC	DE	NIA	Pilot Travel Centers LLC	Ownership	75.000	Berkshire Hathaway Inc.	NO	
							Pasco Ltd.	DOM	NIA	Macro Retailing, LLC	Ownership	100.000	Berkshire Hathaway Inc.	NO	
			47-2890944				Paynesville Community Solar 1, LLC	DE	NIA	Geronimo Community Solar Gardens, LLC	Ownership	100.000	Berkshire Hathaway Inc.	NO	
			47-2907275				Paynesville Community Solar 2, LLC	DE	NIA	Geronimo Community Solar Gardens, LLC	Ownership	100.000	Berkshire Hathaway Inc.	NO	
			47-2920147				Paynesville Community Solar 3, LLC	DE	NIA	Geronimo Community Solar Gardens, LLC	Ownership	100.000	Berkshire Hathaway Inc.	NO	
			47-2931223				Paynesville Community Solar 4, LLC	DE	NIA	Geronimo Community Solar Gardens, LLC	Ownership	100.000	Berkshire Hathaway Inc.	NO	
			47-2949234				Paynesville Community Solar 5, LLC	DE	NIA	Geronimo Community Solar Gardens, LLC	Ownership	100.000	Berkshire Hathaway Inc.	NO	
			47-2315052				Paynesville Community Solar Gardens, LLC	DE	NIA	Geronimo Community Solar Gardens, LLC	Ownership	100.000	Berkshire Hathaway Inc.	NO	
			86-2215836				PCC Marg Development, LLC	FL	NIA	Clayton Properties Group, Inc.	Ownership	50.000	Berkshire Hathaway Inc.	NO	
							PCC Aerostructures Mexico, S.A. de C.V.	MEX	NIA	Precision Castparts Corp.	Ownership	100.000	Berkshire Hathaway Inc.	NO	
			46-2301663				PCC Aerostructures Wilkes-Barre, LLC	OR	NIA	Primus International LLC	Ownership	100.000	Berkshire Hathaway Inc.	NO	
			34-0821246				PCC Airfoils LLC	OH	NIA	Precision Castparts Corp.	Ownership	100.000	Berkshire Hathaway Inc.	NO	
							PCC Airfoils S.A. de C.V.	MEX	NIA	PCC Airfoils LLC	Ownership	50.000	Berkshire Hathaway Inc.	NO	
							PCC Airfoils S.A. de C.V.	MEX	NIA	Precision Castparts Corp.	Ownership	50.000	Berkshire Hathaway Inc.	NO	
							PCC Distribution Japan K.K.	JPN	NIA	Precision Castparts Corp.	Ownership	100.000	Berkshire Hathaway Inc.	NO	
			98-0574216				PCC Finance Luxembourg LLC	DE	NIA	PCC UK Global Holdings Limited	Ownership	100.000	Berkshire Hathaway Inc.	NO	
			73-1364801				PCC Flow Technologies LLC	DE	NIA	Precision Castparts Corp.	Ownership	100.000	Berkshire Hathaway Inc.	NO	
							PCC Germany Holdings GmbH	DEU	NIA	PCC Holdings LLC	Ownership	100.000	Berkshire Hathaway Inc.	NO	
			33-2061825				PCC Holdings LLC	DE	NIA	PCC UK Global Holdings Limited	Ownership	1.000	Berkshire Hathaway Inc.	NO	
			33-2061825				PCC Holdings LLC	DE	NIA	Precision Castparts Corp.	Ownership	99.000	Berkshire Hathaway Inc.	NO	
			45-2600604				PCC Rolimet, Inc.	CA	NIA	Precision Castparts Corp.	Ownership	100.000	Berkshire Hathaway Inc.	NO	
			06-1114587				PCC Specialty Products, LLC	DE	NIA	Precision Castparts Corp.	Ownership	100.000	Berkshire Hathaway Inc.	NO	
			82-5103619				PCC Structural Wax Center, LLC	OR	NIA	PCC Structurals, Inc.	Ownership	100.000	Berkshire Hathaway Inc.	NO	
			93-1220449				PCC Structural, Inc.	OR	NIA	Precision Castparts Corp.	Ownership	100.000	Berkshire Hathaway Inc.	NO	
							PCC Structural, Inc.	OR	NIA	Precision Castparts Corp.	Ownership	100.000	Berkshire Hathaway Inc.	NO	
							PCC UK Finance Limited	GBR	NIA	PCC UK Global Holdings Limited	Ownership	100.000	Berkshire Hathaway Inc.	NO	

53.60

ANNUAL STATEMENT FOR THE YEAR 2024 OF THE General Re Life Corporation

SCHEDULE Y
PART 1A - DETAIL OF INSURANCE HOLDING COMPANY SYSTEM

1	2	3	4	5	6	7	8	9	10	11	12	13	14	15	16
Group Code	Group Name	NAIC Company Code	ID Number	Federal RSSD	CIK	Name of Securities Exchange if Publicly Traded (U.S. or International)	Names of Parent, Subsidiaries Or Affiliates	Domiciliary Location	Relationship to Reporting Entity	Directly Controlled by (Name of Entity/Person)	Type of Control (Ownership, Board, Management, Attorney-in-Fact, Influence, Other)	If Control is Ownership Provide Percentage	Ultimate Controlling Entity(ies)/Person(s)	Is an SCA Filing Required? (Yes/No)	*
			22-3552432				PCC UK Global Holdings Limited	.GBR	NIA	Titanium Metals Corporation	Ownership	100.000	Berkshire Hathaway Inc.	NO	
			47-4703078				PCRE, L.L.C.	.DE	NIA	PHM Holdings, LLC	Ownership	100.000	Berkshire Hathaway Inc.	NO	
			92-3706085				Peachtree Canyon Apartments, LLLP	.NM	NIA	AHP Housing Fund 368, LLC	Ownership	99.990	Berkshire Hathaway Inc.	NO	
			46-3073631				Pecan Creek - GMC, LP	.OK	NIA	AHP Housing Fund 153, LLC	Ownership	99.990	Berkshire Hathaway Inc.	NO	
			27-0854997				Pedcor Investments-2009-KMAH, LP	.DE	NIA	AHP Housing Fund 117, LLC	Ownership	99.990	Berkshire Hathaway Inc.	NO	
			37-1787857				Pegasus Community Solar Gardens, LLC	.MN	NIA	Geronimo Community Solar Gardens Holding Company, LLC	Ownership	100.000	Berkshire Hathaway Inc.	NO	
			47-4703078				Pegasus CSG1, LLC	.MN	NIA	Pegasus Community Solar Gardens, LLC	Ownership	100.000	Berkshire Hathaway Inc.	NO	
			47-4722408				Pegasus CSG2, LLC	.MN	NIA	Pegasus Community Solar Gardens, LLC	Ownership	100.000	Berkshire Hathaway Inc.	NO	
			59-2744550				Penn Aluminum International LLC	.DE	NIA	Marmon Engineered Components Company	Ownership	100.000	Berkshire Hathaway Inc.	NO	
			36-3972413				Penn Coal Land, Inc.	.DE	NIA	transition holdings, LLC	Ownership	100.000	Berkshire Hathaway Inc.	NO	
			36-4031415				Penn Machine Company LLC	.DE	NIA	Marmon Transportation Services LLC	Ownership	100.000	Berkshire Hathaway Inc.	NO	
			47-1409286				Peoria SLF LP	.IL	NIA	AHP Housing Fund 96, LLC	Ownership	99.990	Berkshire Hathaway Inc.	NO	
							Perfection Auto Part (Shanghai) Co. Ltd.	.CHN	NIA	Marmon Services Limited	Ownership	100.000	Berkshire Hathaway Inc.	NO	
			57-0835032				Perfection de Mexico, SAPI de CV	.MEX	NIA	Perfection Hy-Test Company	Ownership	50.000	Berkshire Hathaway Inc.	NO	
							Perfection Hy-Test Company	.DE	NIA	Marmon Highway Technologies LLC	Ownership	100.000	Berkshire Hathaway Inc.	NO	
							Permaswage (Suzhou) Co. Ltd.	.CHN	NIA	Permaswage Holdings, Inc.	Ownership	100.000	Berkshire Hathaway Inc.	NO	
							Permaswage Holding SAS	.FRA	NIA	Precision Castparts Corp.	Ownership	100.000	Berkshire Hathaway Inc.	NO	
			26-2134220				Permaswage Holdings, Inc.	.DE	NIA	Permaswage Holding SAS	Ownership	100.000	Berkshire Hathaway Inc.	NO	
							Permaswage SAS	.FRA	NIA	Permaswage Holding SAS	Ownership	100.000	Berkshire Hathaway Inc.	NO	
			45-5116855				Perry County Properties, LP	.MS	NIA	AHP Housing Fund 73, LLC	Ownership	99.990	Berkshire Hathaway Inc.	NO	
			92-3555868				Perry Homes I LLC	.NY	NIA	Perry Homes I MTE LLC	Ownership	99.990	Berkshire Hathaway Inc.	NO	
			99-0778341				Perry Homes I MTE LLC	.DE	NIA	KCIC LIHTC 12 LLC	Ownership	100.000	Berkshire Hathaway Inc.	NO	
			82-4557680				PF Automotive LLC	.DE	NIA	Berkshire Hathaway Automotive Inc.	Ownership	84.840	Berkshire Hathaway Inc.	NO	
			84-3964690				PFJE AssetCo Holdings LLC	.DE	NIA	PFJE Holdings LLC	Ownership	100.000	Berkshire Hathaway Inc.	NO	
			87-2587410				PFJE CT Holdings LLC	.DE	NIA	PFJE AssetCo Holdings LLC	Ownership	100.000	Berkshire Hathaway Inc.	NO	
			84-3949211				PFJE Holdings LLC	.DE	NIA	Pilot Travel Centers LLC	Ownership	100.000	Berkshire Hathaway Inc.	NO	
			87-2681725				PFJE SOCAL GP Holdings LLC	.DE	NIA	BunkerHill Holdings Company LLC	Ownership	100.000	Berkshire Hathaway Inc.	NO	
			88-1683220				PFJE SOCAL LP Holdings LLC	.DE	NIA	BunkerHill Holdings Company LLC	Ownership	100.000	Berkshire Hathaway Inc.	NO	
			20-3759783				PFVT Motors, LLC	.DE	NIA	Berkshire Hathaway Automotive Inc.	Ownership	81.840	Berkshire Hathaway Inc.	NO	
			20-3759783				PFVT Motors, LLC	.DE	NIA	BHA Minority Interest Holdco, Inc.	Ownership	3.000	Berkshire Hathaway Inc.	NO	
			87-2873003				PHM Holdings, LLC	.DE	NIA	Prosperity Home Mortgage, LLC	Ownership	100.000	Berkshire Hathaway Inc.	NO	
			33-0479882				Pickford Escrow Company, Inc.	.CA	NIA	Pickford Services Company	Ownership	100.000	Berkshire Hathaway Inc.	NO	
			33-0724493				Pickford Holdings LLC	.CA	NIA	HomeServices of California, LLC	Ownership	100.000	Berkshire Hathaway Inc.	NO	
			33-0960990				Pickford Real Estate, Inc.	.CA	NIA	HomeServices of California, LLC	Ownership	100.000	Berkshire Hathaway Inc.	NO	
			33-0396055				Pickford Realty, Ltd., a California Limited Partnership	.CA	NIA	HomeServices of California, LLC	Ownership	99.000	Berkshire Hathaway Inc.	NO	
			33-0396055				Pickford Realty, Ltd., a California Limited Partnership	.CA	NIA	Pickford Real Estate, Inc.	Ownership	1.000	Berkshire Hathaway Inc.	NO	
			33-0523297				Pickford Services Company	.CA	NIA	HomeServices of California, LLC	Ownership	100.000	Berkshire Hathaway Inc.	NO	
			86-3024790				Piedmont Manufacturing Group, LLC	.DE	NIA	Marmon Holdings, Inc.	Ownership	100.000	Berkshire Hathaway Inc.	NO	
							PigTek Europe GmbH	.DEU	NIA	CTB Verwaltung GmbH	Ownership	100.000	Berkshire Hathaway Inc.	NO	
							PIGTEK VIETNAM COMPANY LIMITED	.VNM	NIA	CTB, Inc. ("CTB")	Ownership	100.000	Berkshire Hathaway Inc.	NO	
							PiikaniLink, L.P.	.CAN	NIA	AttaLink Management Ltd.	Ownership	0.010	Berkshire Hathaway Inc.	NO	
							PiikaniLink, L.P.	.CAN	NIA	AttaLink, L.P.	Ownership	48.995	Berkshire Hathaway Inc.	NO	
			86-1395917				Pillar Capital Holdings Limited	.BMU	NIA	Transatlantic Holdings, Inc.	Ownership	50.000	Berkshire Hathaway Inc.	NO	
			84-1995167				Pilot Arizona Pride - Yucca LLC	.DE	NIA	Pilot Travel Centers LLC	Ownership	60.000	Berkshire Hathaway Inc.	NO	
			83-0956686				Pilot Arizona Pride LLC	.DE	NIA	Pilot Travel Centers LLC	Ownership	50.000	Berkshire Hathaway Inc.	NO	
			83-0956686				Pilot Arizona South LLC	.DE	NIA	Pilot Travel Centers LLC	Ownership	50.000	Berkshire Hathaway Inc.	NO	

ANNUAL STATEMENT FOR THE YEAR 2024 OF THE General Re Life Corporation

SCHEDULE Y
PART 1A - DETAIL OF INSURANCE HOLDING COMPANY SYSTEM

1	2	3	4	5	6	7	8	9	10	11	12	13	14	15	16
Group Code	Group Name	NAIC Company Code	ID Number	Federal RSSD	CIK	Name of Securities Exchange if Publicly Traded (U.S. or International)	Names of Parent, Subsidiaries Or Affiliates	Domiciliary Location	Relationship to Reporting Entity	Directly Controlled by (Name of Entity/Person)	Type of Control (Ownership, Board, Management, Attorney-in-Fact, Influence, Other)	If Control is Ownership Provide Percentage	Ultimate Controlling Entity(ies)/Person(s)	Is an SCA Filing Required? (Yes/No)	*
			85-2999605				Pilot Arizona Venture LLC	DE	NIA	Pilot Travel Centers LLC	Ownership	50.000	Berkshire Hathaway Inc.	NO	
			85-1092145				Pilot Butte, LLC	DE	NIA	HomeServices of Oregon, LLC	Ownership	100.000	Berkshire Hathaway Inc.	NO	
			88-2328276				Pilot California Venture LLC	DE	NIA	Pilot Travel Centers LLC	Ownership	50.000	Berkshire Hathaway Inc.	NO	
			47-1100560				Pilot Emerging Mobility and Energy LLC	DE	NIA	PFJE AssetCo Holdings LLC	Ownership	100.000	Berkshire Hathaway Inc.	NO	
			76-0239371				Pilot Manning LLC	DE	NIA	Pilot Travel Centers LLC	Ownership	50.000	Berkshire Hathaway Inc.	NO	
			88-3541734				Pilot of Texas LLC	TX	NIA	PTCAA Texas L.P.	Ownership	100.000	Berkshire Hathaway Inc.	NO	
			83-0783018				Pilot OFS Holdings LLC	DE	NIA	PFJE AssetCo Holdings LLC	Ownership	100.000	Berkshire Hathaway Inc.	NO	
			62-1716238				Pilot Pacific Northwest LLC	DE	NIA	Pilot Travel Centers LLC	Ownership	50.000	Berkshire Hathaway Inc.	NO	
			83-2470033				Pilot Receivables LLC	TN	NIA	Pilot Travel Centers LLC	Ownership	100.000	Berkshire Hathaway Inc.	NO	
			34-1953155				Pilot Texas West LLC	DE	NIA	Pilot Travel Centers LLC	Ownership	50.000	Berkshire Hathaway Inc.	NO	
			34-1953155				Berkshire Hathaway Life Insurance Company of Nebraska	DE	NIA	Berkshire Hathaway Life Insurance Company of Nebraska	Ownership	1.000	Berkshire Hathaway Inc.	NO	
			99-3082146				Pilot Travel Centers LLC	DE	NIA	National Indemnity Company	Ownership	99.000	Berkshire Hathaway Inc.	NO	
			99-3005644				Pilot VG Holdings LLC	DE	NIA	Pilot VG Parent LLC	Ownership	100.000	Berkshire Hathaway Inc.	NO	
			85-2531892				Pilot VG Parent LLC	DE	NIA	PFJE AssetCo Holdings LLC	Ownership	100.000	Berkshire Hathaway Inc.	NO	
			81-2172680				Pilot Water Gathering Delaware Investments LLC	DE	NIA	Pilot Water Gathering Delaware LLC	Ownership	100.000	Berkshire Hathaway Inc.	NO	
			83-0671454				Pilot Water Gathering Delaware LLC	DE	NIA	Pilot Water Solutions LLC	Ownership	100.000	Berkshire Hathaway Inc.	NO	
			20-5620889				Pilot Water Solutions LLC	DE	NIA	Pilot OFS Holdings LLC	Ownership	79.500	Berkshire Hathaway Inc.	NO	
			82-3297278				Pilot Water Solutions Permian LLC	DE	NIA	Pilot Water Solutions LLC	Ownership	100.000	Berkshire Hathaway Inc.	NO	
			83-3223448				Pilot Water Solutions SWD LLC	DE	NIA	Pilot Water Solutions LLC	Ownership	100.000	Berkshire Hathaway Inc.	NO	
			85-0746382				Pilot West LLC	DE	NIA	Pilot Travel Centers LLC	Ownership	50.000	Berkshire Hathaway Inc.	NO	
			84-4065827				Pilot Xpress Arizona LLC	DE	NIA	Pilot Travel Centers LLC	Ownership	50.000	Berkshire Hathaway Inc.	NO	
			36-3357364				Pilot Xpress LLC	DE	NIA	Pilot Travel Centers LLC	Ownership	50.000	Berkshire Hathaway Inc.	NO	
			45-4715139				Pine Canyon Land Company	DE	NIA	BNSF Railway Company	Ownership	100.000	Berkshire Hathaway Inc.	NO	
			99-3707768				Pine Grove Ackerman, LP	MS	NIA	AHP Housing Fund 74, LLC	Ownership	99.990	Berkshire Hathaway Inc.	NO	
			46-1508038				Pine Grove Affordable Preservation, LLC	DE	NIA	AHP Housing Fund 297, LLC	Ownership	99.990	Berkshire Hathaway Inc.	NO	
			86-0807824				Pineview Housing LLLP	MN	NIA	AHP Housing Fund 59, LLC	Ownership	99.990	Berkshire Hathaway Inc.	NO	
			86-0807824				Pinnacle Nissan, LLC	DE	NIA	Berkshire Hathaway Automotive Inc.	Ownership	96.840	Berkshire Hathaway Inc.	NO	
			81-4837773				Pinnacle Nissan, LLC	DE	NIA	BHA Minority Interest Holdco, Inc.	Ownership	3.000	Berkshire Hathaway Inc.	NO	
			46-1859029				Pinyon Pines Funding, LLC	DE	NIA	Pinyon Pines Projects Holding, LLC	Ownership	100.000	Berkshire Hathaway Inc.	NO	
			46-1865130				Pinyon Pines I Holding Company, LLC	DE	NIA	BHE Wind, LLC	Ownership	100.000	Berkshire Hathaway Inc.	NO	
			81-4812743				Pinyon Pines II Holding Company, LLC	DE	NIA	BHE Wind, LLC	Ownership	100.000	Berkshire Hathaway Inc.	NO	
			27-1465453				Pinyon Pines Projects Holding, LLC	DE	NIA	BHE Wind, LLC	Ownership	100.000	Berkshire Hathaway Inc.	NO	
			27-2498877				Pinyon Pines Wind I, LLC	DE	NIA	Pinyon Pines I Holding Company, LLC	Ownership	100.000	Berkshire Hathaway Inc.	NO	
			88-3955526				Pinyon Pines Wind II, LLC	DE	NIA	Pinyon Pines II Holding Company, LLC	Ownership	100.000	Berkshire Hathaway Inc.	NO	
			36-4801462				Piper Finance Company, Inc	DE	NIA	TTI, Inc.	Ownership	100.000	Berkshire Hathaway Inc.	NO	
			20-5447265				Pivotal JAX LNG, LLC	DE	NIA	Pivotal LNG, LLC	Ownership	100.000	Berkshire Hathaway Inc.	NO	
			26-0811908				Pivotal LNG, LLC	DE	NIA	NiChe LNG, LLC	Ownership	100.000	Berkshire Hathaway Inc.	NO	
			26-0811908				PIVT Motors, LLC	DE	NIA	Berkshire Hathaway Automotive Inc.	Ownership	96.840	Berkshire Hathaway Inc.	NO	
			98-1640952				PIVT Motors, LLC	DE	NIA	BHA Minority Interest Holdco, Inc.	Ownership	3.000	Berkshire Hathaway Inc.	NO	
							Platbay Limited	IRL	NIA	Anchorbuoy Ltd	Ownership	100.000	Berkshire Hathaway Inc.	NO	
							Plater-Beregninger-Maskiner AS	NOR	NIA	MiTek Inc.	Ownership	100.000	Berkshire Hathaway Inc.	NO	
							Platinum Global Services Pty Ltd	AUS	NIA	MiTek Australia Ltd.	Ownership	100.000	Berkshire Hathaway Inc.	NO	
							Platte River Insurance Company	NE	IA	Capitol Indemnity Corporation	Ownership	100.000	Berkshire Hathaway Inc.	NO	
.0031	Berkshire Hathaway Group	18619	56-0997453				Playa del Pueblo, Ltd.	TX	NIA	AHP Housing Fund 17, LLC	Ownership	99.990	Berkshire Hathaway Inc.	NO	
			45-3171599				Plaza Financial Services Company	DE	NIA	Government Employees Insurance Company	Ownership	100.000	Berkshire Hathaway Inc.	NO	
			52-1242003				Plaza Resources Company	DE	NIA	GEICO Corporation	Ownership	100.000	Berkshire Hathaway Inc.	NO	
			45-4776750				Plaza Square 50 LP	MO	NIA	AHP Housing Fund 27, LLC	Ownership	98.990	Berkshire Hathaway Inc.	NO	

ANNUAL STATEMENT FOR THE YEAR 2024 OF THE General Re Life Corporation

SCHEDULE Y
PART 1A - DETAIL OF INSURANCE HOLDING COMPANY SYSTEM

1	2	3	4	5	6	7	8	9	10	11	12	13	14	15	16
Group Code	Group Name	NAIC Company Code	ID Number	Federal RSSD	CIK	Name of Securities Exchange if Publicly Traded (U.S. or International)	Names of Parent, Subsidiaries Or Affiliates	Domiciliary Location	Relationship to Reporting Entity	Directly Controlled by (Name of Entity/Person)	Type of Control (Ownership, Board, Management, Attorney-in-Fact, Influence, Other)	If Control is Ownership Provide Percentage	Ultimate Controlling Entity(ies)/Person(s)	Is an SCA Filing Required? (Yes/No)	*
.0031	Berkshire Hathaway Group	39594	45-4776750				Plaza Square 50 LP	..MO.....	..NIA.....	AHP State Housing Fund 1, LLC	Ownership.....	1.000	Berkshire Hathaway Inc.	..NO.....	
			73-1088591				PLICO, Inc.	..OK.....	..IA.....	MedPro Group Inc	Ownership.....	100.000	Berkshire Hathaway Inc.	..NO.....	
			22-3769576				PNJT, LLC	..DE.....	..NIA.....	HomeServices Northeast, LLC	Ownership.....	100.000	Berkshire Hathaway Inc.	..NO.....	
			86-1009290				PNVT Motors, LLC	..DE.....	..NIA.....	Berkshire Hathaway Automotive Inc.	Ownership.....	88.840	Berkshire Hathaway Inc.	..NO.....	
			86-1009290				PNVT Motors, LLC	..DE.....	..NIA.....	BHA Minority Interest Holdco, Inc.	Ownership.....	6.000	Berkshire Hathaway Inc.	..NO.....	
			30-0743257				PNW Referral, LLC	..WA.....	..NIA.....	HomeServices of Washington, LLC	Ownership.....	100.000	Berkshire Hathaway Inc.	..NO.....	
			46-1285759				Point Place Partners, LP	..MS.....	..NIA.....	AHP Housing Fund 24, LLC	Ownership.....	99.990	Berkshire Hathaway Inc.	..NO.....	
										Geronomo Community Solar Gardens Holding Company, LLC	Ownership.....	100.000	Berkshire Hathaway Inc.	..NO.....	
										Pollux Community Solar Gardens, LLC	Ownership.....	100.000	Berkshire Hathaway Inc.	..NO.....	
										Pollux CSG1, LLC	Ownership.....	100.000	Berkshire Hathaway Inc.	..NO.....	
										Pollux CSG2, LLC	Ownership.....	100.000	Berkshire Hathaway Inc.	..NO.....	
										Polysols Holdings, Inc.	Ownership.....	100.000	Berkshire Hathaway Inc.	..NO.....	
										Polysols Textile Solutions, Inc.	Ownership.....	100.000	Berkshire Hathaway Inc.	..NO.....	
										Polywert GmbH	Ownership.....	33.660	Berkshire Hathaway Inc.	..NO.....	
										Port Terminal Railroad Association	Ownership.....	0.000	Berkshire Hathaway Inc.	..NO.....	
										Portland Terminal Railroad Company	Ownership.....	40.000	Berkshire Hathaway Inc.	..NO.....	
										Power Train Savers, Inc.	Ownership.....	100.000	Berkshire Hathaway Inc.	..NO.....	
										Powerex-Iwata Air Technology, Inc.	Ownership.....	67.000	Berkshire Hathaway Inc.	..NO.....	
										PowerGrid (Central) Limited	Ownership.....	100.000	Berkshire Hathaway Inc.	..NO.....	
										PowerGrid (East) Limited	Ownership.....	100.000	Berkshire Hathaway Inc.	..NO.....	
										PowerGrid (Eastern) Limited	Ownership.....	100.000	Berkshire Hathaway Inc.	..NO.....	
										PowerGrid (Midlands) Limited	Ownership.....	100.000	Berkshire Hathaway Inc.	..NO.....	
										PowerGrid (North East) Limited	Ownership.....	100.000	Berkshire Hathaway Inc.	..NO.....	
										PowerGrid (North Eastern) Limited	Ownership.....	100.000	Berkshire Hathaway Inc.	..NO.....	
										PowerGrid (North West) Limited	Ownership.....	100.000	Berkshire Hathaway Inc.	..NO.....	
										PowerGrid (North Western) Limited	Ownership.....	100.000	Berkshire Hathaway Inc.	..NO.....	
										PowerGrid (North) Limited	Ownership.....	100.000	Berkshire Hathaway Inc.	..NO.....	
										PowerGrid (Northern) Limited	Ownership.....	100.000	Berkshire Hathaway Inc.	..NO.....	
										PowerGrid (South East) Limited	Ownership.....	100.000	Berkshire Hathaway Inc.	..NO.....	
										PowerGrid (South Eastern) Limited	Ownership.....	100.000	Berkshire Hathaway Inc.	..NO.....	
										PowerGrid (South West) Limited	Ownership.....	100.000	Berkshire Hathaway Inc.	..NO.....	
										PowerGrid (South Western) Limited	Ownership.....	100.000	Berkshire Hathaway Inc.	..NO.....	
										PowerGrid (South) Limited	Ownership.....	100.000	Berkshire Hathaway Inc.	..NO.....	
										PowerGrid (Southern) Limited	Ownership.....	100.000	Berkshire Hathaway Inc.	..NO.....	
										PowerGrid (West) Limited	Ownership.....	100.000	Berkshire Hathaway Inc.	..NO.....	
										PowerGrid (Western) Limited	Ownership.....	100.000	Berkshire Hathaway Inc.	..NO.....	
										PowerGrid (Yorkshire) Limited	Ownership.....	100.000	Berkshire Hathaway Inc.	..NO.....	
										PPIW Holdings LLC	Ownership.....	100.000	Berkshire Hathaway Inc.	..NO.....	
										Precision Brand Products, Inc.	Ownership.....	100.000	Berkshire Hathaway Inc.	..NO.....	
										Precision Castparts Corp.	Ownership.....	100.000	Berkshire Hathaway Inc.	..NO.....	
										Precision Castparts Corp. France S.a.r.l.	Ownership.....	100.000	Berkshire Hathaway Inc.	..NO.....	
										Precision Castparts CZ s.r.o.	Ownership.....	100.000	Berkshire Hathaway Inc.	..NO.....	
										Precision Cutting Technologies, Inc.	Ownership.....	100.000	Berkshire Hathaway Inc.	..NO.....	
										Precision Cutting Tools, LLC	Ownership.....	51.000	Berkshire Hathaway Inc.	..NO.....	
										Precision Edge Surgical Products Company LLC	Ownership.....	100.000	Berkshire Hathaway Inc.	..NO.....	
							Precision Founders, Inc.	Ownership.....	100.000	Berkshire Hathaway Inc.	..NO.....				
							Precision Steel Warehouse, Inc.	Ownership.....	100.000	Berkshire Hathaway Inc.	..NO.....				
							Precision Steel Warehouse, Inc.	Ownership.....	100.000	Berkshire Hathaway Inc.	..NO.....				

53.63

ANNUAL STATEMENT FOR THE YEAR 2024 OF THE General Re Life Corporation

SCHEDULE Y

PART 1A - DETAIL OF INSURANCE HOLDING COMPANY SYSTEM

1	2	3	4	5	6	7	8	9	10	11	12	13	14	15	16
Group Code	Group Name	NAIC Company Code	ID Number	Federal RSSD	CIK	Name of Securities Exchange if Publicly Traded (U.S. or International)	Names of Parent, Subsidiaries Or Affiliates	Domi-ciliary Location	Relation-ship to Reporting Entity	Directly Controlled by (Name of Entity/Person)	Type of Control (Ownership, Board, Management, Attorney-in-Fact, Influence, Other)	If Control is Ownership Provide Percentage	Ultimate Controlling Entity(ies)/Person(s)	Is an SCA Filing Re-quired? (Yes/No)	*
							Preco Sp.Z.0.0.	.POL	NIA	IMC International Metalworking Companies Inc.	Ownership	99.000	Berkshire Hathaway Inc.	NO	
							Preco Sp.Z.0.0.	.POL	NIA	Iscar Poland Sp. Z.o.o.	Ownership	1.000	Berkshire Hathaway Inc.	NO	
			56-2042696				Preferred Carolinas Realty, Inc.	.NC	NIA	HomeServices of the Carolinas, Inc.	Ownership	100.000	Berkshire Hathaway Inc.	NO	
							Premium Medical Protection Limited	.GBR	NIA	SLI Holding Limited	Ownership	100.000	Berkshire Hathaway Inc.	NO	
			95-3315953				Press Forge Company	.CA	NIA	Precision Castparts Corp.	Ownership	100.000	Berkshire Hathaway Inc.	NO	
			20-1322471				Prime Alliance Real Estate Services, LLC	.WA	NIA	HomeServices of Washington, LLC	Ownership	50.000	Berkshire Hathaway Inc.	NO	
			98-1093544				Primus International Cayman Co.	.CYM	NIA	Primus International LLC	Ownership	100.000	Berkshire Hathaway Inc.	NO	
			33-1139106				Primus International Holding LLC	.DE	NIA	Protective Coatings, Inc.	Ownership	100.000	Berkshire Hathaway Inc.	NO	
			91-0941460				Primus International LLC	.WA	NIA	Primus International Holding LLC	Ownership	100.000	Berkshire Hathaway Inc.	NO	
							Primus International Suzhou Ltd.	.CHN	NIA	Primus International Cayman Co.	Ownership	100.000	Berkshire Hathaway Inc.	NO	
							Prince Castle Inc (Ningbo)	.CHN	NIA	Marmon Services Limited	Ownership	100.000	Berkshire Hathaway Inc.	NO	
							Prince Castle Kitchen Equipment (Shanghai) Co., Ltd.	.CHN	NIA	Prince Castle Inc (Ningbo)	Ownership	100.000	Berkshire Hathaway Inc.	NO	
0031	Berkshire Hathaway Group	42226	98-1201456				Princeton Insurance Company	.NJ	IA	MedPro Group Inc	Ownership	100.000	Berkshire Hathaway Inc.	NO	
			22-2386692				Printworks Ventures, LLC	.NC	NIA	AHP Housing Fund 201, LLC	Ownership	98.990	Berkshire Hathaway Inc.	NO	
			81-4827773				Priority One Financial Services, Inc.	.FL	NIA	Forest River, Inc.	Ownership	100.000	Berkshire Hathaway Inc.	NO	
			20-8615648				Priority Title Corporation	.WI	NIA	H&W Affiliates Holding, LLC	Ownership	100.000	Berkshire Hathaway Inc.	NO	
			39-1726603				PRISM Holdings LLC	.DE	NIA	Marmon Tubing, Fittings & Wire Products, Inc.	Ownership	100.000	Berkshire Hathaway Inc.	NO	
			81-5422780				PRISM Mexico, S. De R.L. De C.V.	.MEX	NIA	Marmon Engineered Components Company	Ownership	99.000	Berkshire Hathaway Inc.	NO	
							PRISM Mexico, S. De R.L. De C.V.	.MEX	NIA	PRISM Plastics, Inc.	Ownership	1.000	Berkshire Hathaway Inc.	NO	
			37-1753874				PRISM Plastics, Inc.	.DE	NIA	PRISM Holdings LLC	Ownership	100.000	Berkshire Hathaway Inc.	NO	
			93-2684305				PRL Solar, LLC	.DE	NIA	BHE Solar, LLC	Ownership	100.000	Berkshire Hathaway Inc.	NO	
			75-2279730				Pro Petroleum LLC	.DE	NIA	Bunkerhill Holdings Company LLC	Ownership	100.000	Berkshire Hathaway Inc.	NO	
			86-3886730				Pro Saratoga Transport LLC	.DE	NIA	Pilot Travel Centers LLC	Ownership	100.000	Berkshire Hathaway Inc.	NO	
			90-0325647				Pro Terminal Operators LLC	.TX	NIA	Pro Petroleum LLC	Ownership	100.000	Berkshire Hathaway Inc.	NO	
							Procor Alberta Inc.	.CAN	NIA	The Marmon Group of Canada Ltd.	Ownership	100.000	Berkshire Hathaway Inc.	NO	
							Procor Limited	.CAN	NIA	The Marmon Group of Canada Ltd.	Ownership	100.000	Berkshire Hathaway Inc.	NO	
							Procor Railcar Repair Services Company	.CAN	NIA	Procor Repair Services Ltd.	Ownership	100.000	Berkshire Hathaway Inc.	NO	
							Procor Repair Services Ltd.	.CAN	NIA	Procor Limited	Ownership	100.000	Berkshire Hathaway Inc.	NO	
							Procoves GMBH	.DEU	NIA	Procoves SAS	Ownership	100.000	Berkshire Hathaway Inc.	NO	
							Procoves SAS	.FRA	NIA	Marmon Engineered Components Company	Ownership	100.000	Berkshire Hathaway Inc.	NO	
			35-2208667				Procrane Holdings, Inc.	.DE	NIA	Marmon Crane Services, Inc.	Ownership	100.000	Berkshire Hathaway Inc.	NO	
							Procrane Inc.	.CAN	NIA	Procrane Holdings, Inc.	Ownership	100.000	Berkshire Hathaway Inc.	NO	
							Procrane Sales Inc.	.CAN	NIA	Procrane Inc.	Ownership	100.000	Berkshire Hathaway Inc.	NO	
							Productos de Marmon Paseo Controles, S.A. de C.V.	.MEX	NIA	Marmon Ride Control Products LLC	Ownership	0.100	Berkshire Hathaway Inc.	NO	
							Productos de Marmon Paseo Controles, S.A. de C.V.	.MEX	NIA	Perfection Hy-Test Company	Ownership	99.900	Berkshire Hathaway Inc.	NO	
							Productos Industriales Rrks Sa De Cv	.MEX	NIA	ITTI Group USA Holdings, Inc.	Ownership	50.980	Berkshire Hathaway Inc.	NO	
			80-0077728				Productos San Jose S.de.R.L.C.V.	.HND	NIA	Union Sales,LLC.	Ownership	2.000	Berkshire Hathaway Inc.	NO	
			80-0077728				Productos San Jose S.de.R.L.C.V.	.HND	NIA	Union Underwear Company, Inc.	Ownership	98.000	Berkshire Hathaway Inc.	NO	
			20-4872787				Professional Risk Management Services, Inc.	.DE	NIA	Transatlantic Holdings, Inc.	Ownership	100.000	Berkshire Hathaway Inc.	NO	
			41-2127968				Progressive Incorporated	.DE	NIA	Precision Castparts Corp.	Ownership	100.000	Berkshire Hathaway Inc.	NO	
			47-1356981				Project CSI, LLC	.IN	NIA	Artform International Inc.	Ownership	100.000	Berkshire Hathaway Inc.	NO	
							Prolium Industries Ltd.	.CAN	NIA	Marmon Logistics Inc.	Ownership	100.000	Berkshire Hathaway Inc.	NO	
			26-4498790				Property Services Northeast, LLC	.CT	NIA	PCRE, L.L.C.	Ownership	100.000	Berkshire Hathaway Inc.	NO	
			20-5216358				Prosperity Home Mortgage, LLC	.VA	NIA	Long & Foster Mortgage Ventures, Inc.	Ownership	100.000	Berkshire Hathaway Inc.	NO	
			91-0836177				Protective Coatings, Inc.	.WA	NIA	Precision Castparts Corp.	Ownership	100.000	Berkshire Hathaway Inc.	NO	

ANNUAL STATEMENT FOR THE YEAR 2024 OF THE General Re Life Corporation

SCHEDULE Y

PART 1A - DETAIL OF INSURANCE HOLDING COMPANY SYSTEM

1	2	3	4	5	6	7	8	9	10	11	12	13	14	15	16
Group Code	Group Name	NAIC Company Code	ID Number	Federal RSSD	CIK	Name of Securities Exchange if Publicly Traded (U.S. or International)	Names of Parent, Subsidiaries Or Affiliates	Domiciliary Location	Relationship to Reporting Entity	Directly Controlled by (Name of Entity/Person)	Type of Control (Ownership, Board, Management, Attorney-in-Fact, Influence, Other)	If Control is Ownership Provide Percentage	Ultimate Controlling Entity(ies)/Person(s)	Is an SCA Filing Required? (Yes/No)	*
			27-2172519				Proterra Energy Solutions Inc	.CAN	NIA	Prolium Industries Ltd.	Ownership	100.000	Berkshire Hathaway Inc.	NO	
			82-2847711				Providence Realty Affordable Housing, LLC	.DE	NIA	AHP Housing Fund 119, LLC	Ownership	99.990	Berkshire Hathaway Inc.	NO	
			93-1013911				Providence Ted Trout Drive, LP	.TX	NIA	AHP Housing Fund 218, LLC	Ownership	99.980	Berkshire Hathaway Inc.	NO	
			47-2323806				Pru - One, Inc.	.OR	NIA	HomeServices of Oregon, LLC	Ownership	100.000	Berkshire Hathaway Inc.	NO	
							PSR Enterprises, LLC	.SC	NIA	Polysols Holdings, Inc.	Ownership	100.000	Berkshire Hathaway Inc.	NO	
							PT Tunggaloy Indonesia	.IDN	NIA	IMC International Metalworking Companies Inc.	Ownership	51.000	Berkshire Hathaway Inc.	NO	
							PT. Schulz Indonesia	.IDN	NIA	Wilhelm Schulz GmbH	Ownership	100.000	Berkshire Hathaway Inc.	NO	
							PT.TaeguTec Indonesia	.IDN	NIA	IMC International Metalworking Companies Inc.	Ownership	51.000	Berkshire Hathaway Inc.	NO	
			74-3012837				PTC Delaware LLC	.DE	NIA	Pilot Travel Centers LLC	Ownership	100.000	Berkshire Hathaway Inc.	NO	
			20-8648968				PTC Kearney II LLC	.DE	NIA	Pilot Travel Centers LLC	Ownership	100.000	Berkshire Hathaway Inc.	NO	
			20-8649023				PTC Kearney III LLC	.DE	NIA	Pilot Travel Centers LLC	Ownership	100.000	Berkshire Hathaway Inc.	NO	
			20-8649055				PTC Kearney IV LLC	.DE	NIA	Pilot Travel Centers LLC	Ownership	100.000	Berkshire Hathaway Inc.	NO	
			26-1814139				PTC-220, LLC	.DE	NIA	BNSF Spectrum, Inc.	Ownership	14.285	Berkshire Hathaway Inc.	NO	
			74-3013261				PTCAA Texas L.P.	.TX	NIA	Pilot Travel Centers LLC	Ownership	1.000	Berkshire Hathaway Inc.	NO	
			74-3013261				PTCAA Texas L.P.	.TX	NIA	PTC Delaware LLC	Ownership	99.000	Berkshire Hathaway Inc.	NO	
			84-4651386				PIWSP 137	.TX	NIA	Pilot Water Solutions Permian LLC	Ownership	93.290	Berkshire Hathaway Inc.	NO	
			84-4665308				PIWSP Clark	.TX	NIA	Pilot Water Solutions Permian LLC	Ownership	99.500	Berkshire Hathaway Inc.	NO	
			84-4703540				PIWSP Ernest	.TX	NIA	Pilot Water Solutions Permian LLC	Ownership	99.000	Berkshire Hathaway Inc.	NO	
			84-4729802				PIWSP Haney	.TX	NIA	Pilot Water Solutions Permian LLC	Ownership	91.003	Berkshire Hathaway Inc.	NO	
			84-4768495				PIWSP Henderson	.TX	NIA	Pilot Water Solutions Permian LLC	Ownership	99.000	Berkshire Hathaway Inc.	NO	
			84-4773509				PIWSP Hughes I	.TX	NIA	Pilot Water Solutions Permian LLC	Ownership	93.003	Berkshire Hathaway Inc.	NO	
			84-4793053				PIWSP Hughes II	.TX	NIA	Pilot Water Solutions Permian LLC	Ownership	97.000	Berkshire Hathaway Inc.	NO	
			84-4822798				PIWSP Moreland	.TX	NIA	Pilot Water Solutions Permian LLC	Ownership	75.183	Berkshire Hathaway Inc.	NO	
			88-2309456				PIWSP OpCo II LLC	.TX	NIA	Pilot Water Solutions Permian LLC	Ownership	100.000	Berkshire Hathaway Inc.	NO	
			84-4829833				PIWSP Tom	.TX	NIA	Pilot Water Solutions Permian LLC	Ownership	98.000	Berkshire Hathaway Inc.	NO	
							Pyrometrics Ltd	.GBR	NIA	COPI Europe Limited	Ownership	100.000	Berkshire Hathaway Inc.	NO	
			99-0454734				Qingdao TBS Co., Ltd	.CHN	NIA	Marmon Holdings, Inc.	Ownership	100.000	Berkshire Hathaway Inc.	NO	
			38-4424128				QS ACE LLC	.DE	NIA	QS Partners LLC	Ownership	100.000	Berkshire Hathaway Inc.	NO	
			47-3591620				QS Financial Services LLC	.DE	NIA	NetJets Financial Holdings LLC	Ownership	100.000	Berkshire Hathaway Inc.	NO	
			84-2062142				QS Partners LLC	.DE	NIA	NetJets Inc.	Ownership	100.000	Berkshire Hathaway Inc.	NO	
			87-0242145				QS Security Services LLC	.DE	NIA	NetJets Inc.	Ownership	100.000	Berkshire Hathaway Inc.	NO	
			61-0366810				R. C. Willey Home Furnishings	.UT	NIA	Berkshire Hathaway Inc.	Ownership	100.000	Berkshire Hathaway Inc.	NO	
							R. C. Tway Company, LLC	.KY	NIA	Marmon Highway Technologies LLC	Ownership	81.620	Berkshire Hathaway Inc.	NO	
							Radiant-RSCC Specialty Cable Private Limited	.IND	NIA	RSCC (Singapore) PTE Ltd.	Ownership	51.000	Berkshire Hathaway Inc.	NO	
.0031	Berkshire Hathaway Group	15756	47-2408195				Radnor Specialty Insurance Company	.NE	IA	Mount Vernon Specialty Insurance Company	Ownership	100.000	Berkshire Hathaway Inc.	NO	
							Raffenday Ltd	.GBR	NIA	TTI, Inc.	Ownership	100.000	Berkshire Hathaway Inc.	NO	
							Raffenday Slovakia s.r.o.	.SVK	NIA	Raffenday Ltd	Ownership	100.000	Berkshire Hathaway Inc.	NO	
			00-0000000				Railmarketplace.com, Inc.	.DE	NIA	BNSF Railway Company	Ownership	15.860	Berkshire Hathaway Inc.	NO	
			12-2880382				Railserve Inc.	.CAN	NIA	The Marmon Group of Canada Ltd.	Ownership	100.000	Berkshire Hathaway Inc.	NO	
							Railserve Mexicana, S de R.L. de C.V.	.MEX	NIA	Marmon Transportation Services LLC	Ownership	3.330	Berkshire Hathaway Inc.	NO	
							Railserve Mexicana, S de R.L. de C.V.	.MEX	NIA	Railserve, Inc.	Ownership	96.670	Berkshire Hathaway Inc.	NO	
			58-2145131				Railserve, Inc.	.DE	NIA	Marmon Transportation Services LLC	Ownership	100.000	Berkshire Hathaway Inc.	NO	
			83-0508548				Railsplitter Holdings Corporation	.DE	NIA	General Reinsurance Corporation	Ownership	100.000	Berkshire Hathaway Inc.	NO	
			27-1865020				RathGibson Holding Co. LLC	.DE	NIA	Precision Castparts Corp.	Ownership	100.000	Berkshire Hathaway Inc.	NO	
			27-2518836				RathGibson Janesville LLC	.DE	NIA	RathGibson LLC	Ownership	100.000	Berkshire Hathaway Inc.	NO	
			27-2513076				RathGibson LLC	.DE	NIA	RathGibson Holding Co. LLC	Ownership	100.000	Berkshire Hathaway Inc.	NO	

53.65

ANNUAL STATEMENT FOR THE YEAR 2024 OF THE General Re Life Corporation

SCHEDULE Y
PART 1A - DETAIL OF INSURANCE HOLDING COMPANY SYSTEM

1	2	3	4	5	6	7	8	9	10	11	12	13	14	15	16
Group Code	Group Name	NAIC Company Code	ID Number	Federal RSSD	CIK	Name of Securities Exchange if Publicly Traded (U.S. or International)	Names of Parent, Subsidiaries Or Affiliates	Domiciliary Location	Relationship to Reporting Entity	Directly Controlled by (Name of Entity/Person)	Type of Control (Ownership, Board, Management, Attorney-in-Fact, Influence, Other)	If Control is Ownership Provide Percentage	Ultimate Controlling Entity(ies)/Person(s)	Is an SCA Filing Required? (Yes/No)	*
			27-2519007				RathGibson North Branch LLC	DE	NIA	RathGibson LLC	Ownership	100.000	Berkshire Hathaway Inc.	NO	
			98-1152465				Ray-Q Interconnection Technologies India Private Ltd	IND	NIA	Ray-Q Ltd	Ownership	100.000	Berkshire Hathaway Inc.	NO	
			98-1150098				Ray-Q Ltd	ISR	NIA	TTI, Inc.	Ownership	100.000	Berkshire Hathaway Inc.	NO	
			26-4557530				Ray-Q, LLC	DE	NIA	Ray-Q Ltd	Ownership	100.000	Berkshire Hathaway Inc.	NO	
			86-1764442				RC Willey 5600 West LLC	UT	NIA	R. C. Willey Home Furnishings	Ownership	100.000	Berkshire Hathaway Inc.	NO	
			27-2774178				RCJD Motors, LLC	DE	NIA	Berkshire Hathaway Automotive Inc.	Ownership	84.840	Berkshire Hathaway Inc.	NO	
			27-2774178				RCJD Motors, LLC	DE	NIA	BHA Minority Interest Holdco, Inc.	Ownership	15.000	Berkshire Hathaway Inc.	NO	
			87-4527726				RCP Logistics, LLC	NE	NIA	Nebraska Furniture Mart, Inc.	Ownership	100.000	Berkshire Hathaway Inc.	NO	
			27-0106408				Real Estate Knowledge Services, LLC	CT	NIA	PCRE, L.L.C.	Ownership	100.000	Berkshire Hathaway Inc.	NO	
			52-2205242				Real Living Real Estate, LLC	DE	NIA	HSF Affiliates LLC	Ownership	100.000	Berkshire Hathaway Inc.	NO	
							Realm Home Mortgage, LLC	DE	NIA	Prosperity Home Mortgage, LLC	Ownership	100.000	Berkshire Hathaway Inc.	NO	
			86-1713561				RealM Title Agency, LLC	DE	NIA	Mid-States Title Insurance Agency, LLC	Ownership	51.000	Berkshire Hathaway Inc.	NO	
							Reductores De Mexico, S.A.	MEX	NIA	Amarillo Gear Company LLC	Ownership	49.000	Berkshire Hathaway Inc.	NO	
0031	Berkshire Hathaway Group	11673	47-0530076				Redwood Fire and Casualty Insurance Company	NE	IA	National Indemnity Company	Ownership	100.000	Berkshire Hathaway Inc.	NO	
			48-1133651				Reece & Nichols Alliance, Inc.	KS	NIA	Reece & Nichols Realtors, Inc.	Ownership	100.000	Berkshire Hathaway Inc.	NO	
			48-1031064				Reece & Nichols Realtors, Inc.	KS	NIA	HomeServices of Mokane, LLC	Ownership	100.000	Berkshire Hathaway Inc.	NO	
			48-1207012				Reece Commercial, Inc.	KS	NIA	Reece & Nichols Realtors, Inc.	Ownership	100.000	Berkshire Hathaway Inc.	NO	
			13-3132798				Referral Associates of Georgia, LLC	GA	NIA	HSGA Real Estate Group, L.L.C.	Ownership	100.000	Berkshire Hathaway Inc.	NO	
			25-1876439				Referral Network of IL, LLC	DE	NIA	HomeServices of Illinois, LLC	Ownership	100.000	Berkshire Hathaway Inc.	NO	
			43-1572730				Reliable Automotive, LLC	DE	NIA	Berkshire Hathaway Automotive Inc.	Ownership	84.840	Berkshire Hathaway Inc.	NO	
			43-1572730				Reliable Automotive, LLC	DE	NIA	BHA Minority Interest Holdco, Inc.	Ownership	15.000	Berkshire Hathaway Inc.	NO	
			43-0898180				Reliable Chevrolet (MO), LLC	DE	NIA	Berkshire Hathaway Automotive Inc.	Ownership	84.840	Berkshire Hathaway Inc.	NO	
			43-0898180				Reliable Chevrolet (MO), LLC	DE	NIA	BHA Minority Interest Holdco, Inc.	Ownership	10.000	Berkshire Hathaway Inc.	NO	
			85-0360254				Reliable Chevrolet (NM), LLC	DE	NIA	Berkshire Hathaway Automotive Inc.	Ownership	87.340	Berkshire Hathaway Inc.	NO	
			75-2827270				Reliable Chevrolet II (TX), LLC	DE	NIA	Berkshire Hathaway Automotive Inc.	Ownership	84.840	Berkshire Hathaway Inc.	NO	
			43-1796195				Reliable Imports & Motorhomes, LLC	DE	NIA	Berkshire Hathaway Automotive Inc.	Ownership	84.840	Berkshire Hathaway Inc.	NO	
			43-1796195				Reliable Imports & Motorhomes, LLC	DE	NIA	BHA Minority Interest Holdco, Inc.	Ownership	10.000	Berkshire Hathaway Inc.	NO	
			45-4865766				Reliable Motors (AU), LLC	DE	NIA	Berkshire Hathaway Automotive Inc.	Ownership	84.840	Berkshire Hathaway Inc.	NO	
			45-4865766				Reliable Motors (AU), LLC	DE	NIA	BHA Minority Interest Holdco, Inc.	Ownership	15.000	Berkshire Hathaway Inc.	NO	
			85-0379704				Reliable, LLC	DE	NIA	Berkshire Hathaway Automotive Inc.	Ownership	93.840	Berkshire Hathaway Inc.	NO	
			85-0379704				Reliable, LLC	DE	NIA	BHA Minority Interest Holdco, Inc.	Ownership	0.000	Berkshire Hathaway Inc.	NO	
			27-5494476				Reliance-Hospital Ground Associates, Limited Liability Limited Partnership	VI	NIA	AHP Housing Fund 1, LLC	Ownership	99.990	Berkshire Hathaway Inc.	NO	
			92-1494069				Renewable Development Ventures, LLC	DE	NIA	BHE Renewables, LLC	Ownership	100.000	Berkshire Hathaway Inc.	NO	
			13-3369806				Rentco Trailer Corporation	DE	NIA	XTRA LLC	Ownership	100.000	Berkshire Hathaway Inc.	NO	
			93-3166774				Reserve at Decatur, LLC	TX	NIA	AHP Housing Fund 187, LLC	Ownership	99.990	Berkshire Hathaway Inc.	NO	
			93-3959560				Reserve at Mott LLC	TX	NIA	AHP Housing Fund 186, LLC	Ownership	99.990	Berkshire Hathaway Inc.	NO	
			83-0378933				Resolute Management Inc.	NE	NIA	Columbia Insurance Company	Ownership	100.000	Berkshire Hathaway Inc.	NO	
							Resolute Management Limited	GBR	NIA	SLI Holding Limited	Ownership	100.000	Berkshire Hathaway Inc.	NO	
							Resolute Management Services Limited	GBR	NIA	SLI Holding Limited	Ownership	100.000	Berkshire Hathaway Inc.	NO	
			85-2024758				Restover Truck Stop LLC	WA	NIA	Pilot Travel Centers LLC	Ownership	75.000	Berkshire Hathaway Inc.	NO	
			56-1616350				Resurgens Specialty Underwriting, Inc.	GA	NIA	RSUI Group, Inc.	Ownership	100.000	Berkshire Hathaway Inc.	NO	
			81-4120258				Retail Space Solutions LLC	DE	NIA	Marmon Retail Store Equipment LLC	Ownership	100.000	Berkshire Hathaway Inc.	NO	
			38-3944800				Rev LNG SSL BC LLC	PA	NIA	NiChe LNG, LLC	Ownership	100.000	Berkshire Hathaway Inc.	NO	
							RFMW Asia Pte. Ltd	SGP	NIA	Exponential Technology Group, Inc	Ownership	100.000	Berkshire Hathaway Inc.	NO	
			98-1006720				RFMW Europe Limited	GBR	NIA	Exponential Technology Group, Inc	Ownership	100.000	Berkshire Hathaway Inc.	NO	
							RFMW GmbH	DEU	NIA	RFMW UK	Ownership	100.000	Berkshire Hathaway Inc.	NO	
			27-0917752				RFMW Israel Limited	ISR	NIA	Exponential Technology Group, Inc	Ownership	100.000	Berkshire Hathaway Inc.	NO	

53.66

ANNUAL STATEMENT FOR THE YEAR 2024 OF THE General Re Life Corporation

SCHEDULE Y

PART 1A - DETAIL OF INSURANCE HOLDING COMPANY SYSTEM

1	2	3	4	5	6	7	8	9	10	11	12	13	14	15	16
Group Code	Group Name	NAIC Company Code	ID Number	Federal RSSD	CIK	Name of Securities Exchange if Publicly Traded (U.S. or International)	Names of Parent, Subsidiaries Or Affiliates	Domiciliary Location	Relationship to Reporting Entity	Directly Controlled by (Name of Entity/Person)	Type of Control (Ownership, Board, Management, Attorney-in-Fact, Influence, Other)	If Control is Ownership Provide Percentage	Ultimate Controlling Entity(ies)/Person(s)	Is an SCA Filing Required? (Yes/No)	*
							RFMW Korea Co. Ltd	.KOR	NIA	Exponential Technology Group, Inc	Ownership	100.000	Berkshire Hathaway Inc	NO	
							RFMW S.L.	.ESP	NIA	RFMW Europe Limited	Ownership	100.000	Berkshire Hathaway Inc	NO	
							RFMW Taiwan Co., Ltd	.TWN	NIA	RFMW Asia Pte. Ltd	Ownership	100.000	Berkshire Hathaway Inc	NO	
							RFMW UK	.GBR	NIA	Exponential Technology Group, Inc	Ownership	100.000	Berkshire Hathaway Inc	NO	
			37-1930324				RFMW, LLC	.DE	NIA	Exponential Technology Group, Inc	Ownership	100.000	Berkshire Hathaway Inc	NO	
			54-1892251				RGS Title, LLC	.VA	NIA	Mid-States Title Insurance Agency, LLC	Ownership	100.000	Berkshire Hathaway Inc	NO	
			86-0777433				RHL Referral Company, L.L.C.	.AZ	NIA	HomeServices of America, Inc.	Ownership	100.000	Berkshire Hathaway Inc	NO	
			75-2827264				Richardson Automotive II, LLC	.DE	NIA	Berkshire Hathaway Automotive Inc.	Ownership	84.840	Berkshire Hathaway Inc	NO	
			75-2827264				Richardson Automotive II, LLC	.DE	NIA	BHA Minority Interest Holdco, Inc.	Ownership	5.000	Berkshire Hathaway Inc	NO	
			26-0232774				Richline Group Canada Ltd	.CAN	NIA	Richline Group, Inc.	Ownership	100.000	Berkshire Hathaway Inc	NO	
							Richline Group, Inc.	.DE	NIA	Berkshire Hathaway Inc.	Ownership	100.000	Berkshire Hathaway Inc	NO	
							Richline Italy, srl	.ITA	NIA	Richline Group, Inc.	Ownership	100.000	Berkshire Hathaway Inc	NO	
							Richline South Africa (Proprietary) Ltd.	.ZAF	NIA	Richline Group, Inc.	Ownership	100.000	Berkshire Hathaway Inc	NO	
			26-4462402				Ridgeline Realty, LLC	.IN	NIA	Clayton Properties Group, Inc.	Ownership	100.000	Berkshire Hathaway Inc	NO	
			20-8600107				Right Choice Title Company, LLC	.GA	NIA	HSGA Real Estate Group, L.L.C.	Ownership	50.000	Berkshire Hathaway Inc	NO	
			47-0775338				Ringwalt & Liesche Co.	.NE	NIA	Columbia Insurance Company	Ownership	100.000	Berkshire Hathaway Inc	NO	
			85-0164903				Rio Grande, Inc.	.NM	NIA	Richline Group, Inc.	Ownership	100.000	Berkshire Hathaway Inc	NO	
			45-4080344				Riser Road Partners, LP	.MS	NIA	AHP Housing Fund 2, LLC	Ownership	99.990	Berkshire Hathaway Inc	NO	
			45-5628152				Ritter AAL Senior, LP	.GA	NIA	AHP Housing Fund 45, LLC	Ownership	99.990	Berkshire Hathaway Inc	NO	
			81-5452024				Riverside Senior Investments, LP	.TX	NIA	AHP Housing Fund 204, LLC	Ownership	99.980	Berkshire Hathaway Inc	NO	
			37-1915011				Riverside Village Investments, LLC	.DE	NIA	Government Employees Insurance Company	Ownership	100.000	Berkshire Hathaway Inc	NO	
							RLA Mfg. SRL	.HND	NIA	Union Sales, LLC	Ownership	0.010	Berkshire Hathaway Inc	NO	
							RLA Mfg. SRL	.HND	NIA	Union Underwear Company, Inc.	Ownership	99.990	Berkshire Hathaway Inc	NO	
			47-3043883				RLS LLC	.DE	NIA	Marmon Tubing, Fittings & Wire Products, Inc.	Ownership	100.000	Berkshire Hathaway Inc	NO	
			63-1035638				Roberts Brothers, Inc.	.AL	NIA	HomeServices of Alabama, Inc.	Ownership	100.000	Berkshire Hathaway Inc	NO	
							Robertson Inc.	.CAN	NIA	Pan American Screw LLC	Ownership	100.000	Berkshire Hathaway Inc	NO	
			98-0458707				Robertson Inc. (Jia Xing) Co., Ltd.	.CHN	NIA	Marmon Services Limited	Ownership	100.000	Berkshire Hathaway Inc	NO	
			16-1470785				Rochester Crematory, Inc.	.NY	NIA	Wilbert Funeral Services, Inc.	Ownership	100.000	Berkshire Hathaway Inc	NO	
			98-1224002				Rocky Mountain International Insurance Ltd.	.BMU	NIA	Johns Manville	Ownership	100.000	Berkshire Hathaway Inc	NO	
							ROERS Houston Apartments Owner II Limited Partnership	.TX	NIA	AHP Housing Fund 369, LLC	Ownership	99.980	Berkshire Hathaway Inc	NO	
			93-4338572				Roibay Unlimited Company	.IRL	NIA	Anchorbuoy Ltd	Ownership	100.000	Berkshire Hathaway Inc	NO	
			98-1640608				Rosemount Community Solar Gardens, LLC	.DE	NIA	Geronimo Community Solar Gardens, LLC	Ownership	100.000	Berkshire Hathaway Inc	NO	
			47-2063545				Rosemount CSG1, LLC	.DE	NIA	Geronimo Community Solar Gardens, LLC	Ownership	100.000	Berkshire Hathaway Inc	NO	
			47-2340567				Rosemount CSG2, LLC	.DE	NIA	Geronimo Community Solar Gardens, LLC	Ownership	100.000	Berkshire Hathaway Inc	NO	
			47-2346447				Rosemount CSG3, LLC	.DE	NIA	Geronimo Community Solar Gardens, LLC	Ownership	100.000	Berkshire Hathaway Inc	NO	
			47-2362204				Rosemount CSG4, LLC	.DE	NIA	Geronimo Community Solar Gardens, LLC	Ownership	100.000	Berkshire Hathaway Inc	NO	
			47-2369937				Rosemount CSG5, LLC	.DE	NIA	Geronimo Community Solar Gardens, LLC	Ownership	100.000	Berkshire Hathaway Inc	NO	
			47-2394273				Rosemount CSG5, LLC	.DE	NIA	Geronimo Community Solar Gardens, LLC	Ownership	100.000	Berkshire Hathaway Inc	NO	
			26-4069096				Round Lake Beach LP	.IL	NIA	Hunt Capital Partners Tax Credit Fund 2012 - Oak Hill, LLC (FKA AHP Housing Fund 13, LLC)	Ownership	99.990	Berkshire Hathaway Inc	NO	
			27-1354706				Roundwood Asset Management LLC	.DE	NIA	Alleghany Insurance Holdings LLC	Ownership	100.000	Berkshire Hathaway Inc	NO	
			47-5494632				ROWSAT96, LP	.NE	NIA	AHP Housing Fund 164, LLC	Ownership	99.990	Berkshire Hathaway Inc	NO	
							Roxell BV	.BEL	NIA	CTB Legacy Holding B.V.	Ownership	99.960	Berkshire Hathaway Inc	NO	
							Roxell BV	.BEL	NIA	Fancor B.V.	Ownership	0.040	Berkshire Hathaway Inc	NO	
			35-2049394				Roxell USA, Inc	.IN	NIA	CTB, Inc. ("CTB")	Ownership	100.000	Berkshire Hathaway Inc	NO	
			86-0165003				Roy H. Long Realty Company, Inc.	.AZ	NIA	HomeServices of America, Inc.	Ownership	100.000	Berkshire Hathaway Inc	NO	
							RSCC (Singapore) PTE Ltd.	.SGP	NIA	Harbour Industries (Canada) Ltd.	Ownership	100.000	Berkshire Hathaway Inc	NO	

ANNUAL STATEMENT FOR THE YEAR 2024 OF THE General Re Life Corporation

SCHEDULE Y

PART 1A - DETAIL OF INSURANCE HOLDING COMPANY SYSTEM

1	2	3	4	5	6	7	8	9	10	11	12	13	14	15	16			
Group Code	Group Name	NAIC Company Code	ID Number	Federal RSSD	CIK	Name of Securities Exchange if Publicly Traded (U.S. or International)	Names of Parent, Subsidiaries Or Affiliates	Domiciliary Location	Relationship to Reporting Entity	Directly Controlled by (Name of Entity/Person)	Type of Control (Ownership, Board, Management, Attorney-in-Fact, Influence, Other)	If Control is Ownership Provide Percentage	Ultimate Controlling Entity(ies)/Person(s)	Is an SCA Filing Required? (Yes/No)	*			
0031	Berkshire Hathaway Group	22314	11-2551127				RSCC Wire & Cable LLC	DE	NIA	Marmon Wire & Cable, Inc.	Ownership	100.000	Berkshire Hathaway Inc.	NO				
			01-0788257					RSUI Group, Inc.	DE	NIA	Alleghany Insurance Holdings LLC	Ownership	100.000	Berkshire Hathaway Inc.	NO			
			16-0366830						RSUI Indemnity Company	NH	IA	RSUI Group, Inc.	Ownership	100.000	Berkshire Hathaway Inc.	NO		
			83-2721193						RSUI Insurance Exchange RPG, Inc.	DE	NIA	RSUI Surplus Lines Insurance Services, Inc.	Ownership	100.000	Berkshire Hathaway Inc.	NO		
			56-2055341						RSUI Surplus Lines Insurance Services, Inc. Run Happy Shanghai Sports Goods Trading Co., Ltd.	DE	NIA	RSUI Group, Inc.	Ownership	100.000	Berkshire Hathaway Inc.	NO		
										Rusercivos	CHN	NIA	Brooks Sports, Inc.	Ownership	100.000	Berkshire Hathaway Inc.	NO	
										Rusercivos	HND	NIA	Cumberland Asset Management, Inc.	Ownership	16.000	Berkshire Hathaway Inc.	NO	
										Rusercivos	HND	NIA	RLA Mfg. SRL	Ownership	84.000	Berkshire Hathaway Inc.	NO	
										Rusk Pines LP	TX	NIA	AHP Housing Fund 158, LLC	Ownership	99.990	Berkshire Hathaway Inc.	NO	
										Russell Brands, LLC	DE	NIA	Union Underwear Company, Inc.	Ownership	100.000	Berkshire Hathaway Inc.	NO	
										Russell Corp Australia Pty. Ltd.	AUS	NIA	Russell Brands, LLC	Ownership	100.000	Berkshire Hathaway Inc.	NO	
										Russell Corp. Far East Ltd.	HKG	NIA	Russell Brands, LLC	Ownership	100.000	Berkshire Hathaway Inc.	NO	
										Russell del Caribe, Inc.	PR	NIA	Russell Brands, LLC	Ownership	100.000	Berkshire Hathaway Inc.	NO	
										RWIVT Motors, LLC	DE	NIA	Berkshire Hathaway Automotive Inc.	Ownership	84.840	Berkshire Hathaway Inc.	NO	
										S and L Specialty Polymers Co., Ltd.	THA	NIA	Lubrizol Advanced Materials, Inc.	Ownership	49.000	Berkshire Hathaway Inc.	NO	
										S.C. TaeguTec Tools S.R.L.	ROU	NIA	IMC International Metalworking Companies Inc.	Ownership	99.000	Berkshire Hathaway Inc.	NO	
										S.C. TaeguTec Tools S.R.L.	ROU	NIA	Isocar Ltd.	Ownership	1.000	Berkshire Hathaway Inc.	NO	
										S.P.S. International Limited	IRL	NIA	PCC UK Global Holdings Limited	Ownership	100.000	Berkshire Hathaway Inc.	NO	
										S.W. Hydro, Inc.	DE	NIA	Wailuku Holding Company, LLC	Ownership	100.000	Berkshire Hathaway Inc.	NO	
										Sable Chase, LLC	GA	NIA	AHP Housing Fund 81, LLC	Ownership	99.990	Berkshire Hathaway Inc.	NO	
										Safe Marine Transfer, LLC	DE	NIA	Flow Improvers LLC	Ownership	51.000	Berkshire Hathaway Inc.	NO	
										Safebay Limited	IRL	NIA	Anchorbouy Ltd	Ownership	100.000	Berkshire Hathaway Inc.	NO	
										Sage Title Group, LLC	MD	NIA	Mid-States Title Insurance Agency, LLC	Ownership	100.000	Berkshire Hathaway Inc.	NO	
										Sager Electrical Supply Co. Inc	MA	NIA	TTI, Inc.	Ownership	100.000	Berkshire Hathaway Inc.	NO	
										Sager Electronics Mexico s. De R.L.De C.V.	MEX	NIA	CJE II	Ownership	0.030	Berkshire Hathaway Inc.	NO	
										Sager Electronics Mexico s. De R.L.De C.V.	MEX	NIA	Sager Electrical Supply Co. Inc	Ownership	99.970	Berkshire Hathaway Inc.	NO	
										Salton Sea Power Company	NV	NIA	Magma Power Company	Ownership	100.000	Berkshire Hathaway Inc.	NO	
										Salton Sea Power Generation Company	CA	NIA	Magma Power Company	Ownership	100.000	Berkshire Hathaway Inc.	NO	
							Salton Sea Power L.L.C.	DE	NIA	Magma Power Company	Ownership	100.000	Berkshire Hathaway Inc.	NO				
							Samuel Aaron Trading (India) Pvt. Ltd.	IND	NIA	Richline Group, Inc.	Ownership	99.980	Berkshire Hathaway Inc.	NO				
							San Jacinto Rail Limited	TX	NIA	BayRail, LLC	Ownership	1.000	Berkshire Hathaway Inc.	NO				
							San Jacinto Rail Limited	TX	NIA	BNSF Railway Company	Ownership	48.000	Berkshire Hathaway Inc.	NO				
							Sanquhar Tile Services Ltd	GBR	NIA	Shaw Europe Holdings Limited	Ownership	100.000	Berkshire Hathaway Inc.	NO				
							Santa Ana Apparel, Limitada, de C.V.	SLV	NIA	Union Sales, LLC.	Ownership	1.000	Berkshire Hathaway Inc.	NO				
							Santa Ana Apparel, Limitada, de C.V.	SLV	NIA	Union Underwear Company, Inc.	Ownership	99.000	Berkshire Hathaway Inc.	NO				
							Santa Fe Pacific Insurance Company	VT	IA	BNSF Railway Company	Ownership	100.000	Berkshire Hathaway Inc.	NO				
							Santa Fe Pacific Pipelines, Inc.	DE	NIA	SFP Pipelines Holdings, Inc.	Ownership	100.000	Berkshire Hathaway Inc.	NO				
							Santa Fe Pacific Railroad Company	TX	NIA	BNSF Railway Company	Ownership	100.000	Berkshire Hathaway Inc.	NO				
							Santa Rita Wind Energy LLC	DE	NIA	BHER Santa Rita Investment, LLC	Ownership	100.000	Berkshire Hathaway Inc.	NO				
							Saranac Energy Company, Inc.	DE	NIA	BHE Gas, Inc.	Ownership	100.000	Berkshire Hathaway Inc.	NO				
							Saranac Power Partners, L.P.	DE	NIA	Saranac Energy Company, Inc.	Ownership	80.000	Berkshire Hathaway Inc.	NO				
							Saratoga Rack Marketing LLC	DE	NIA	Bunkerhill Oil Marketing LLC	Ownership	100.000	Berkshire Hathaway Inc.	NO				
							Saratoga RP East LLC	DE	NIA	Trajectory Acquisition Company LLC	Ownership	100.000	Berkshire Hathaway Inc.	NO				
							SC Commercial LLC	DE	NIA	Southern Counties Oil Co., a California Limited Partnership	Ownership	100.000	Berkshire Hathaway Inc.	NO				
							SCF Amarillo 23, LP	TX	NIA	AHP Housing Fund 389, LLC	Ownership	99.990	Berkshire Hathaway Inc.	NO				
							SCF Lamesa 17, LP	TX	NIA	AHP Housing Fund 211, LLC	Ownership	99.990	Berkshire Hathaway Inc.	NO				

53.68

ANNUAL STATEMENT FOR THE YEAR 2024 OF THE General Re Life Corporation

SCHEDULE Y

PART 1A - DETAIL OF INSURANCE HOLDING COMPANY SYSTEM

1	2	3	4	5	6	7	8	9	10	11	12	13	14	15	16
Group Code	Group Name	NAIC Company Code	ID Number	Federal RSSD	CIK	Name of Securities Exchange if Publicly Traded (U.S. or International)	Names of Parent, Subsidiaries Or Affiliates	Domi-ciliary Location	Relation-ship to Reporting Entity	Directly Controlled by (Name of Entity/Person)	Type of Control (Ownership, Board, Management, Attorney-in-Fact, Influence, Other)	If Control is Ownership Provide Percentage	Ultimate Controlling Entity(ies)/Person(s)	Is an SCA Filing Re-quired? (Yes/No)	*
			99-0373178				Schuller GmbH	.DEU	NIA	Johns Manville International B.V.	Ownership	100.000	Berkshire Hathaway Inc.	NO	
							Schulz (Far East) PTE LTD	.SGP	NIA	Wilhelm Schulz GmbH	Ownership	100.000	Berkshire Hathaway Inc.	NO	
							Sci Ifreco	.FRA	NIA	IMC International Metalworking Companies Inc.	Ownership	99.000	Berkshire Hathaway Inc.	NO	
							Sci Ifreco	.FRA	NIA	Iscar Hartmetall A.G.	Ownership	1.000	Berkshire Hathaway Inc.	NO	
			92-1216288				Scope 23 LLC	.DE	NIA	PFJE AssetCo Holdings LLC	Ownership	50.000	Berkshire Hathaway Inc.	NO	
			36-2991302				Scott Fetzer Financial Group, Inc.	.DE	NIA	BHSF, Inc.	Ownership	100.000	Berkshire Hathaway Inc.	NO	
			82-2870051				SCS Decatur 17, LP	.TX	NIA	AHP Housing Fund 203, LLC	Ownership	99.990	Berkshire Hathaway Inc.	NO	
			88-3928975				SCS Plainview 22, LP	.TX	NIA	AHP Housing Fund 349, LLC	Ownership	99.990	Berkshire Hathaway Inc.	NO	
			26-4383007				Second and Delaware LLC	.MO	NIA	AHP Housing Fund 123, LLC	Ownership	99.990	Berkshire Hathaway Inc.	NO	
			94-0852350				See's Candies, Inc.	.CA	NIA	See's Candy Shops, Inc.	Ownership	100.000	Berkshire Hathaway Inc.	NO	
			95-1205740				See's Candy Shops, Inc.	.CA	NIA	Berkshire Hathaway Inc.	Ownership	100.000	Berkshire Hathaway Inc.	NO	
							SelectusOnline Limited	.GBR	NIA	Northern Electric plc.	Ownership	16.667	Berkshire Hathaway Inc.	NO	
			84-2534238				Sequoia Aviation Corporation	.DE	NIA	Berkshire Hathaway Energy Company	Ownership	100.000	Berkshire Hathaway Inc.	NO	
			27-3546759				Serenity Park Associates, LP	.OK	NIA	AHP Housing Fund 31, LLC	Ownership	99.990	Berkshire Hathaway Inc.	NO	
			82-1780261				Serenity Park II, LLC	.OK	NIA	AHP Housing Fund 199, LLC	Ownership	98.990	Berkshire Hathaway Inc.	NO	
			82-1780261				Serenity Park II, LLC	.OK	NIA	AHP State Housing Fund 6, LLC	Ownership	1.000	Berkshire Hathaway Inc.	NO	
							Serupa Holding	.FRA	NIA	CTB Legacy Holding B.V.	Ownership	100.000	Berkshire Hathaway Inc.	NO	
							Serupa SAS	.FRA	NIA	Serupa Holding	Ownership	100.000	Berkshire Hathaway Inc.	NO	
							Servicios De Corte Y Confeccion, S.A. de C.V.	.SLV	NIA	Garan Manufacturing Corp.	Ownership	100.000	Berkshire Hathaway Inc.	NO	
							Servicios De Manufactura S.A. de CV & Producciones Manufactureras, S.A. de CV	.SLV	NIA	Garan Manufacturing Corp.	Ownership	100.000	Berkshire Hathaway Inc.	NO	
							Servicios Industriales Diversos, S.A. de C.V.	.SLV	NIA	Garan Manufacturing Corp.	Ownership	100.000	Berkshire Hathaway Inc.	NO	
							Servicios Profesionales De Manufactura, S.A. de C.V.	.SLV	NIA	Garan Manufacturing Corp.	Ownership	100.000	Berkshire Hathaway Inc.	NO	
			84-1051293				Seventeenth Street Realty, Inc.	.CO	NIA	Johns Manville	Ownership	100.000	Berkshire Hathaway Inc.	NO	
			92-4000617				SeventyFirst Flats, LP	.OK	NIA	AHP Housing Fund 250, LLC	Ownership	99.990	Berkshire Hathaway Inc.	NO	
			47-0691266				SFEG Corp.	.DE	NIA	BHSF, Inc.	Ownership	100.000	Berkshire Hathaway Inc.	NO	
			98-1050749				SFJ Inc.	.CAN	NIA	Pilot Travel Centers LLC	Ownership	50.000	Berkshire Hathaway Inc.	NO	
			36-3713699				SFP Pipelines Holdings, Inc.	.DE	NIA	BNSF Railway Company	Ownership	100.000	Berkshire Hathaway Inc.	NO	
			95-4191068				SFPP, LP	.TX	NIA	Santa Fe Pacific Pipelines, Inc.	Ownership	50.000	Berkshire Hathaway Inc.	NO	
			45-2100070				SFVT Investors, LLC	.DE	NIA	Berkshire Hathaway Automotive Inc.	Ownership	81.840	Berkshire Hathaway Inc.	NO	
			45-2100070				SFVT Investors, LLC	.DE	NIA	BHA Minority Interest Holdco, Inc.	Ownership	3.000	Berkshire Hathaway Inc.	NO	
							SFZ International, Inc.	.CAN	NIA	The Scott Fetzer Company	Ownership	100.000	Berkshire Hathaway Inc.	NO	
			27-0076556				SGG Lisco LLC	.DE	NIA	Spalding Sporting Goods Limited	Ownership	100.000	Berkshire Hathaway Inc.	NO	
			01-0811518				SGG Patents LLC	.DE	NIA	Russell Brands, LLC	Ownership	100.000	Berkshire Hathaway Inc.	NO	
							Shafir Production Systems Ltd.	.ISR	NIA	Iscar Ltd.	Ownership	51.000	Berkshire Hathaway Inc.	NO	
			98-1814007				Shanghai Lubrizol International Trading Co., Ltd.	.CHN	NIA	Lubrizol Shanghai Investments I Limited	Ownership	100.000	Berkshire Hathaway Inc.	NO	
							Shanghai Shaw Global Investment Consulting Co LTD (dba Shaw Global)	.CHN	NIA	Kido International Limited	Ownership	100.000	Berkshire Hathaway Inc.	NO	
			98-0395649				Shanghai TTI Electronics Co. LTD	.CHN	NIA	TTI, Inc.	Ownership	100.000	Berkshire Hathaway Inc.	NO	
							Shanghai Yonghao Machinery Co., Ltd.	.CHN	NIA	Zhejiang Songde NC-Tools Co., Ltd.	Ownership	100.000	Berkshire Hathaway Inc.	NO	
			92-4013963				Shared Success Center, LLC	.DE	NIA	HomeServices of America, Inc.	Ownership	100.000	Berkshire Hathaway Inc.	NO	
			86-2146289				Shaw Asia Pacific Holdings LLC	.GA	NIA	Shaw Industries Group, Inc.	Ownership	100.000	Berkshire Hathaway Inc.	NO	
			98-1255733				Shaw Brasil Consultoria Em Pisos Ltda	.BRA	NIA	Shaw Industries Group, Inc.	Ownership	100.000	Berkshire Hathaway Inc.	NO	
			98-1046307				Shaw Carpet (China) Co. Ltd.	.CHN	NIA	Shaw Industries Asia Pte. Ltd.	Ownership	100.000	Berkshire Hathaway Inc.	NO	
			01-0626710				Shaw Diversified Services, Inc.	.GA	NIA	Shaw Industries Group, Inc.	Ownership	100.000	Berkshire Hathaway Inc.	NO	

ANNUAL STATEMENT FOR THE YEAR 2024 OF THE General Re Life Corporation

SCHEDULE Y

PART 1A - DETAIL OF INSURANCE HOLDING COMPANY SYSTEM

1	2	3	4	5	6	7	8	9	10	11	12	13	14	15	16
Group Code	Group Name	NAIC Company Code	ID Number	Federal RSSD	CIK	Name of Securities Exchange if Publicly Traded (U.S. or International)	Names of Parent, Subsidiaries Or Affiliates	Domiciliary Location	Relationship to Reporting Entity	Directly Controlled by (Name of Entity/Person)	Type of Control (Ownership, Board, Management, Attorney-in-Fact, Influence, Other)	If Control is Ownership Provide Percentage	Ultimate Controlling Entity(ies)/Person(s)	Is an SCA Filing Required? (Yes/No)	*
							Shaw Europe Holdings Limited	.GBR	NIA	Shaw Industries Group, Inc.	Ownership	100.000	Berkshire Hathaway Inc.	NO	
			98-1092153				Shaw Europe Limited	.GBR	NIA	Shaw Europe Holdings Limited	Ownership	100.000	Berkshire Hathaway Inc.	NO	
			16-1666637				Shaw Floors India Private Ltd.	.IND	NIA	Shaw Industries Asia Pte. Ltd.	Ownership	100.000	Berkshire Hathaway Inc.	NO	
							Shaw Floors, Inc.	.GA	NIA	Shaw Industries Group, Inc.	Ownership	100.000	Berkshire Hathaway Inc.	NO	
							Shaw France S.A.R.L.	.FRA	NIA	Shaw Europe Holdings Limited	Ownership	100.000	Berkshire Hathaway Inc.	NO	
			59-2409749				Shaw Funding Company	.DE	NIA	Shaw Industries, Inc.	Ownership	100.000	Berkshire Hathaway Inc.	NO	
			98-1024856				Shaw Industries Asia Pte. Ltd.	.SGP	NIA	Shaw Industries SARL	Ownership	100.000	Berkshire Hathaway Inc.	NO	
			98-1148210				Shaw Industries Group Chile Limitada	.CHL	NIA	Shaw Industries Group, Inc.	Ownership	99.000	Berkshire Hathaway Inc.	NO	
			98-1148210				Shaw Industries Group Chile Limitada	.CHL	NIA	Shaw Specialized Services, LLC	Ownership	1.000	Berkshire Hathaway Inc.	NO	
			58-1032521				Shaw Industries Group, Inc.	.GA	NIA	Berkshire Hathaway Inc.	Ownership	100.000	Berkshire Hathaway Inc.	NO	
			98-1056292				Shaw Industries Hong Kong Ltd.	.HKG	NIA	Shaw Industries Asia Pte. Ltd.	Ownership	100.000	Berkshire Hathaway Inc.	NO	
			33-1222343				Shaw Industries SARL	.LUX	NIA	Shaw Industries Group, Inc.	Ownership	100.000	Berkshire Hathaway Inc.	NO	
			35-2162582				Shaw Industries, Inc.	.GA	NIA	Shaw Industries Group, Inc.	Ownership	100.000	Berkshire Hathaway Inc.	NO	
							Shaw Integratd and Turf Solutions, LTD.	.CAN	NIA	Shaw Industries Group, Inc.	Ownership	100.000	Berkshire Hathaway Inc.	NO	
			87-4486016				Shaw Integrated and Turf Solutions, Inc.	.GA	NIA	Shaw Industries Group, Inc.	Ownership	100.000	Berkshire Hathaway Inc.	NO	
			58-2017348				Shaw International Services, Inc.	.GA	NIA	Shaw Industries Group, Inc.	Ownership	100.000	Berkshire Hathaway Inc.	NO	
			45-0470393				Shaw Monomers, LLC	.GA	NIA	Shaw Industries Group, Inc.	Ownership	100.000	Berkshire Hathaway Inc.	NO	
							Shaw Netherlands B.V.	.MLD	NIA	Shaw Europe Holdings Limited	Ownership	100.000	Berkshire Hathaway Inc.	NO	
			58-2242176				Shaw Retail Properties, Inc.	.GA	NIA	Shaw Industries, Inc.	Ownership	100.000	Berkshire Hathaway Inc.	NO	
			20-2090216				Shaw Specialized Services, LLC	.GA	NIA	Shaw Industries Group, Inc.	Ownership	100.000	Berkshire Hathaway Inc.	NO	
			81-1214189				Shaw Sports Turf California, Inc.	.GA	NIA	Shaw Industries Group, Inc.	Ownership	100.000	Berkshire Hathaway Inc.	NO	
			58-1502689				Shaw Transport, Inc.	.GA	NIA	Shaw Industries Group, Inc.	Ownership	100.000	Berkshire Hathaway Inc.	NO	
							Shaw Vietnam Limited Liability Company	.VNM	NIA	Shaw Industries Group, Inc.	Ownership	100.000	Berkshire Hathaway Inc.	NO	
			92-1121877				Shaw Watershed Holdings, LLC	.DE	NIA	Shaw Industries Group, Inc.	Ownership	100.000	Berkshire Hathaway Inc.	NO	
			45-5406004				Shawnee Tax Credit Fund, LLC	.MO	NIA	AHP Housing Fund 145, LLC	Ownership	99.990	Berkshire Hathaway Inc.	NO	
							Sherwood Housing Associates Limited Partnership	.MA	NIA	AHP Housing Fund 221, LLC	Ownership	99.990	Berkshire Hathaway Inc.	NO	
			83-0815570				Showcase Automotive LLC	.DE	NIA	Berkshire Hathaway Automotive Inc.	Ownership	91.840	Berkshire Hathaway Inc.	NO	
			20-2020605				Showcase Automotive LLC	.DE	NIA	BHA Minority Interest Holdco, Inc.	Ownership	3.000	Berkshire Hathaway Inc.	NO	
			20-2020536				Showcase Motors LLC	.DE	NIA	Berkshire Hathaway Automotive Inc.	Ownership	3.000	Berkshire Hathaway Inc.	NO	
			20-2020536				Showcase Motors LLC	.DE	NIA	Berkshire Hathaway Automotive Inc.	Ownership	81.840	Berkshire Hathaway Inc.	NO	
			37-1883146				Shreveport BDB Housing Partners, LLC	.LA	NIA	AHP Housing Fund 163, LLC	Ownership	99.985	Berkshire Hathaway Inc.	NO	
			36-4751648				Shreveport CV Housing, LLC	.LA	NIA	AHP Housing Fund 62, LLC	Ownership	99.990	Berkshire Hathaway Inc.	NO	
			95-1908842				Shultz Steel LLC	.CA	NIA	Precision Castparts Corp.	Ownership	100.000	Berkshire Hathaway Inc.	NO	
			98-0574214				Shur-Lok International S.A.	.BEL	NIA	PCC UK Global Holdings Limited	Ownership	100.000	Berkshire Hathaway Inc.	NO	
			58-2470281				SHX Flooring, Inc.	.DE	NIA	Shaw Industries Group, Inc.	Ownership	100.000	Berkshire Hathaway Inc.	NO	
			20-3068178				SHX Realty One, LLC	.GA	NIA	Shaw Industries, Inc.	Ownership	100.000	Berkshire Hathaway Inc.	NO	
			33-0661867				SidePlate Systems, Inc.	.CA	NIA	MiTek Inc.	Ownership	100.000	Berkshire Hathaway Inc.	NO	
			88-0166967				Sierra Gas Holdings Company	.NV	NIA	NV Energy, Inc.	Ownership	100.000	Berkshire Hathaway Inc.	NO	
			88-0044418				Sierra Pacific Power Company	.NV	NIA	NV Energy, Inc.	Ownership	100.000	Berkshire Hathaway Inc.	NO	
			46-2629154				Silver Moon Lodge LLLP	.NM	NIA	AHP Housing Fund 21, LLC	Ownership	99.990	Berkshire Hathaway Inc.	NO	
			35-4023558				Silver State Property Holdings, LLC	.NV	NIA	Sierra Pacific Power Company	Ownership	100.000	Berkshire Hathaway Inc.	NO	
			92-2220897				Silver State Travel Centers LLC	.DE	NIA	Pilot Travel Centers LLC	Ownership	50.000	Berkshire Hathaway Inc.	NO	
			93-4680139				Sirius XM Holdings Inc.	.DE	NIA	Government Employees Insurance Company	Ownership	27.690	Berkshire Hathaway Inc.	NO	
			93-4680139				Sirius XM Holdings Inc.	.DE	NIA	National Fire & Marine Insurance Company	Ownership	0.390	Berkshire Hathaway Inc.	NO	
			93-4680139				Sirius XM Holdings Inc.	.DE	NIA	National Indemnity Company	Ownership	1.870	Berkshire Hathaway Inc.	NO	
							Sisu Axles Inc.	.FIN	NIA	Marmon Group Limited, The	Ownership	100.000	Berkshire Hathaway Inc.	NO	
			68-0633198				SK Products Holding Company LLC	.DE	NIA	OsteoMed LLC	Ownership	100.000	Berkshire Hathaway Inc.	NO	
			93-3976585				SL Centerpoint Commons, LP	.TX	NIA	AHP Housing Fund 260, LLC	Ownership	99.980	Berkshire Hathaway Inc.	NO	

53.70

ANNUAL STATEMENT FOR THE YEAR 2024 OF THE General Re Life Corporation

SCHEDULE Y

PART 1A - DETAIL OF INSURANCE HOLDING COMPANY SYSTEM

1	2	3	4	5	6	7	8	9	10	11	12	13	14	15	16
Group Code	Group Name	NAIC Company Code	ID Number	Federal RSSD	CIK	Name of Securities Exchange if Publicly Traded (U.S. or International)	Names of Parent, Subsidiaries Or Affiliates	Domiciliary Location	Relationship to Reporting Entity	Directly Controlled by (Name of Entity/Person)	Type of Control (Ownership, Board, Management, Attorney-in-Fact, Influence, Other)	If Control is Ownership Provide Percentage	Ultimate Controlling Entity(ies)/Person(s)	Is an SCA Filing Required? (Yes/No)	*
			99-4282821				SL San Marcos Springs Apartments, LP	TX	NIA	AHP Housing Fund 398, LLC	Ownership	99.980	Berkshire Hathaway Inc.	NO	
							SLI Holding Limited	GBR	NIA	National Indemnity Company	Ownership	100.000	Berkshire Hathaway Inc.	NO	
							Sloane Poland Sp.z.o.o.	POL	NIA	Marmon Group Limited, The	Ownership	100.000	Berkshire Hathaway Inc.	NO	
			46-2923835				Slover Development Company LLC	DE	NIA	BNSF Railway Company	Ownership	100.000	Berkshire Hathaway Inc.	NO	
			48-1306143				Smart Group (The), LP	TX	NIA	Berkshire Hathaway Automotive Inc.	Ownership	99.000	Berkshire Hathaway Inc.	NO	
			48-1306143				Smart Group (The), LP	TX	NIA	SN Management, Inc.	Ownership	1.000	Berkshire Hathaway Inc.	NO	
			48-1306143				Smart Star AZ (The), LLC	TX	NIA	Smart Group (The), LP	Ownership	100.000	Berkshire Hathaway Inc.	NO	
			58-2318210				Smilemakers Canada, Inc	SC	NIA	Smilemakers, Inc	Ownership	100.000	Berkshire Hathaway Inc.	NO	
							Smilemakers For Children Company	CAN	NIA	Smilemakers Canada, Inc	Ownership	100.000	Berkshire Hathaway Inc.	NO	
			57-0647221				Smilemakers, Inc	SC	NIA	Oriental Trading Company, Inc.	Ownership	100.000	Berkshire Hathaway Inc.	NO	
							Smit Mobile Equipments (UK) Ltd B.V.	GBR	NIA	GAS NL B.V.	Ownership	100.000	Berkshire Hathaway Inc.	NO	
							Smit Mobile Equipments B.V.	NLD	NIA	GAS NL B.V.	Ownership	100.000	Berkshire Hathaway Inc.	NO	
			33-1043990				SN Management, Inc.	TX	NIA	Berkshire Hathaway Automotive Inc.	Ownership	100.000	Berkshire Hathaway Inc.	NO	
			46-4491336				SoCal Services & Property Management	CA	NIA	HomeServices of California, LLC	Ownership	100.000	Berkshire Hathaway Inc.	NO	
			74-2143400				Soco West, Inc.	DE	NIA	Brilliant National Services, Inc.	Ownership	100.000	Berkshire Hathaway Inc.	NO	
			04-2450505				Sofft Shoe Company, LLC	DE	NIA	H. H. Brown Shoe Company, Inc.	Ownership	100.000	Berkshire Hathaway Inc.	NO	
			47-3774075				Sohl Avenue RCF, LP	IN	NIA	AHP Housing Fund 97, LLC	Ownership	99.990	Berkshire Hathaway Inc.	NO	
			32-0452012				Solar San Antonio LLC	DE	NIA	Alamo 6 Solar Holdings, LLC	Ownership	100.000	Berkshire Hathaway Inc.	NO	
			46-1499369				Solar Star 3, LLC	DE	NIA	Solar Star Projects Holding, LLC	Ownership	100.000	Berkshire Hathaway Inc.	NO	
			82-4623869				Solar Star 4, LLC	DE	NIA	Solar Star Projects Holding, LLC	Ownership	100.000	Berkshire Hathaway Inc.	NO	
			80-0855162				Solar Star California XIX, LLC	DE	NIA	SSC XIX, LLC	Ownership	100.000	Berkshire Hathaway Inc.	NO	
			80-0855190				Solar Star California XX, LLC	DE	NIA	SSC XX, LLC	Ownership	100.000	Berkshire Hathaway Inc.	NO	
			46-2402387				Solar Star Funding, LLC	DE	NIA	Solar Star Projects Holding, LLC	Ownership	100.000	Berkshire Hathaway Inc.	NO	
			46-1296159				Solar Star Projects Holding, LLC	DE	NIA	BHE Solar, LLC	Ownership	100.000	Berkshire Hathaway Inc.	NO	
			35-6038355				Somerset Services, LLC	IN	NIA	The Medical Protective Company	Ownership	100.000	Berkshire Hathaway Inc.	NO	
							Songde Tools (Changxing) Technology Co., Ltd	CHN	NIA	Zhejiang Songde NC-Tools Co., Ltd.	Ownership	100.000	Berkshire Hathaway Inc.	NO	
							Sonnax Automotive Parts (Shanghai) Co., Ltd	CHN	NIA	Sonnax Transmission Company	Ownership	100.000	Berkshire Hathaway Inc.	NO	
			82-3434044				Sonnax Transmission Company	DE	NIA	Marmon Engineered Components Company	Ownership	100.000	Berkshire Hathaway Inc.	NO	
							Sonnax Transmission India Private Limited	IND	NIA	Sonnax Transmission Company	Ownership	99.280	Berkshire Hathaway Inc.	NO	
			80-0500570				SOS International Holdings, LLC	DE	NIA	PCC UK Global Holdings Limited	Ownership	100.000	Berkshire Hathaway Inc.	NO	
							SOS Metals Brasil LTDA	BRA	NIA	SOS International Holdings, LLC	Ownership	100.000	Berkshire Hathaway Inc.	NO	
							South East PowerGrid Limited	GBR	NIA	Northern Electric plc.	Ownership	100.000	Berkshire Hathaway Inc.	NO	
							South Eastern PowerGrid Limited	GBR	NIA	Northern Electric plc.	Ownership	100.000	Berkshire Hathaway Inc.	NO	
							South PowerGrid Limited	GBR	NIA	Northern Electric plc.	Ownership	100.000	Berkshire Hathaway Inc.	NO	
							South West PowerGrid Limited	GBR	NIA	Northern Electric plc.	Ownership	100.000	Berkshire Hathaway Inc.	NO	
							South Western PowerGrid Limited	GBR	NIA	Northern Electric plc.	Ownership	100.000	Berkshire Hathaway Inc.	NO	
							Southern Counties Oil Co., a California Limited Partnership	CA	NIA	PFJE SOCIAL LP Holdings LLC	Ownership	100.000	Berkshire Hathaway Inc.	NO	
			33-0488996				Southern Energy Homes, Inc.	DE	NIA	CMH Manufacturing, Inc.	Ownership	100.000	Berkshire Hathaway Inc.	NO	
			63-1083246				Southern PowerGrid Limited	GBR	NIA	Northern Electric plc.	Ownership	100.000	Berkshire Hathaway Inc.	NO	
			85-0880188				Southern Site Contractors, LLC	TN	NIA	Clayton Properties Group, Inc.	Ownership	100.000	Berkshire Hathaway Inc.	NO	
			47-2380829				Southridge Senior Lofts, LLC	IA	NIA	AHP Housing Fund 126, LLC	Ownership	99.990	Berkshire Hathaway Inc.	NO	
			32-0454679				Southview Apartments II, L.P.	MO	NIA	AHP Housing Fund 112, LLC	Ownership	98.990	Berkshire Hathaway Inc.	NO	
			32-0373080				Southview Apartments, L.P.	MO	NIA	AHP Housing Fund 57, LLC	Ownership	98.990	Berkshire Hathaway Inc.	NO	
			26-1561632				Southwest Greens International LLC	GA	NIA	Shaw Integrated and Turf Solutions, Inc.	Ownership	100.000	Berkshire Hathaway Inc.	NO	
			86-1029888				Southwest Settlement Services, LLC	AZ	NIA	Roy H. Long Realty Company, Inc.	Ownership	100.000	Berkshire Hathaway Inc.	NO	
							Southwest United Canada, Inc.	CAN	NIA	Southwest United Industries, Inc.	Ownership	100.000	Berkshire Hathaway Inc.	NO	
							Southwest United de Mexico, S.A. de C.V.	MEX	NIA	PCC Aerostructures Mexico, S.A. de C.V.	Ownership	20.000	Berkshire Hathaway Inc.	NO	

ANNUAL STATEMENT FOR THE YEAR 2024 OF THE General Re Life Corporation

SCHEDULE Y

PART 1A - DETAIL OF INSURANCE HOLDING COMPANY SYSTEM

1	2	3	4	5	6	7	8	9	10	11	12	13	14	15	16
Group Code	Group Name	NAIC Company Code	ID Number	Federal RSSD	CIK	Name of Securities Exchange if Publicly Traded (U.S. or International)	Names of Parent, Subsidiaries Or Affiliates	Domiciliary Location	Relationship to Reporting Entity	Directly Controlled by (Name of Entity/Person)	Type of Control (Ownership, Board, Management, Attorney-in-Fact, Influence, Other)	If Control is Ownership Provide Percentage	Ultimate Controlling Entity(ies)/Person(s)	Is an SCA Filing Required? (Yes/No)	*
			73-0672728				Southwest United de Mexico, S.A. de C.V.	.MEX	NIA	Southwest United Industries, Inc.	Ownership	.80.000	Berkshire Hathaway Inc.	NO	
			81-3605077				Southwest United Industries, Inc.	.OK	NIA	Precision Castparts Corp.	Ownership	100.000	Berkshire Hathaway Inc.	NO	
			83-1738032				SP&D Hickory LLC	.NC	NIA	AHP Housing Fund 175, LLC	Ownership	.99.990	Berkshire Hathaway Inc.	NO	
			47-1701034				SP&D Marion LLC	.NC	NIA	AHP Housing Fund 210, LLC	Ownership	.99.990	Berkshire Hathaway Inc.	NO	
			47-1712051				SP&D Mt Pleasant LLC	.NC	NIA	AHP Housing Fund 91, LLC	Ownership	.99.990	Berkshire Hathaway Inc.	NO	
			47-4871953				SP&D Raleigh LLC	.NC	NIA	AHP Housing Fund 93, LLC	Ownership	.99.990	Berkshire Hathaway Inc.	NO	
			47-1696811				SP&D Shalotte LLC	.NC	NIA	AHP Housing Fund 132, LLC	Ownership	.99.990	Berkshire Hathaway Inc.	NO	
							SP&D Sylva LLC	.NC	NIA	AHP Housing Fund 92, LLC	Ownership	.99.990	Berkshire Hathaway Inc.	NO	
							Spalding Enterprise Management Co., Ltd.	.CHN	NIA	Spalding Holdings Limited	Ownership	100.000	Berkshire Hathaway Inc.	NO	
							Spalding Holdings Limited	.HKG	NIA	Spalding Sporting Goods Limited	Ownership	100.000	Berkshire Hathaway Inc.	NO	
							Spalding Japan KK	.JPN	NIA	Spalding Sporting Goods Limited	Ownership	100.000	Berkshire Hathaway Inc.	NO	
							Spalding Sporting Goods China Limited	.CHN	NIA	Spalding Holdings Limited	Ownership	100.000	Berkshire Hathaway Inc.	NO	
							Spalding Sporting Goods Limited	.IRL	NIA	Cumberland Asset Management, Inc.	Ownership	100.000	Berkshire Hathaway Inc.	NO	
			25-1445468				Special Metals Deutschland Limited	.GBR	NIA	Special Metals Wiggin Limited	Ownership	100.000	Berkshire Hathaway Inc.	NO	
			98-0587845				Special Metals LLC	.DE	NIA	Precision Castparts Corp.	Ownership	100.000	Berkshire Hathaway Inc.	NO	
							Special Metals Pacific Pte Ltd	.SGP	NIA	Huntington Alloys Corporation	Ownership	100.000	Berkshire Hathaway Inc.	NO	
							Special Metals Services Limited	.GBR	NIA	Special Metals Wiggin Limited	Ownership	100.000	Berkshire Hathaway Inc.	NO	
							Special Metals Wiggin Limited	.GBR	NIA	PCC UK Global Holdings Limited	Ownership	100.000	Berkshire Hathaway Inc.	NO	
							Special Metals Wiggin Trustees Limited	.GBR	NIA	Special Metals Wiggin Limited	Ownership	100.000	Berkshire Hathaway Inc.	NO	
			45-3005520				Spencer Housing Associates, L.P.	.TN	NIA	AHP Housing Fund 41, LLC	Ownership	.99.990	Berkshire Hathaway Inc.	NO	
			37-1792593				Spica Community Solar Gardens, LLC	.MN	NIA	Geronimo Community Solar Gardens Holding Company, LLC	Ownership	100.000	Berkshire Hathaway Inc.	NO	
			47-5264402				Spica CSG1, LLC	.MN	NIA	Spica Community Solar Gardens, LLC	Ownership	100.000	Berkshire Hathaway Inc.	NO	
			47-5278675				Spica CSG2, LLC	.MN	NIA	Spica Community Solar Gardens, LLC	Ownership	100.000	Berkshire Hathaway Inc.	NO	
							Spirado B.V.	.NLD	NIA	Volito Group B.V.	Ownership	100.000	Berkshire Hathaway Inc.	NO	
							SPS (China) Co., Ltd.	.CHN	NIA	SPS Asia Limited	Ownership	100.000	Berkshire Hathaway Inc.	NO	
			98-0652145				SPS Aerostructures Limited	.GBR	NIA	SPS Technologies Limited	Ownership	100.000	Berkshire Hathaway Inc.	NO	
			98-0652145				SPS Asia Limited	.HKG	NIA	Precision Castparts Corp.	Ownership	.99.990	Berkshire Hathaway Inc.	NO	
			23-1620339				SPS Asia Limited	.HKG	NIA	SPS International Investment Company	Ownership	0.010	Berkshire Hathaway Inc.	NO	
			98-1229917				SPS International Investment Company	.DE	NIA	SPS Technologies, LLC	Ownership	100.000	Berkshire Hathaway Inc.	NO	
			46-5286088				SPS Technologies Limited	.GBR	NIA	PCC UK Global Holdings Limited	Ownership	100.000	Berkshire Hathaway Inc.	NO	
			23-1116110				SPS Technologies Mexico LLC	.CA	NIA	SPS Technologies, LLC	Ownership	100.000	Berkshire Hathaway Inc.	NO	
			46-1312593				SPS Technologies, LLC	.PA	NIA	Precision Castparts Corp.	Ownership	100.000	Berkshire Hathaway Inc.	NO	
			46-1322726				SSC XIX, LLC	.DE	NIA	Solar Star Funding, LLC	Ownership	100.000	Berkshire Hathaway Inc.	NO	
			45-4198394				SSC XX, LLC	.DE	NIA	Solar Star Funding, LLC	Ownership	100.000	Berkshire Hathaway Inc.	NO	
			37-1651326				SSLVT Motors, LLC	.DE	NIA	Berkshire Hathaway Automotive Inc.	Ownership	.84.840	Berkshire Hathaway Inc.	NO	
			47-6000439				VSP-SiMatrix, Inc.	.DE	NIA	Vesta Intermediate Funding, Inc.	Ownership	100.000	Berkshire Hathaway Inc.	NO	
			47-0691265				St. Anthony SLF, LLC	.IL	NIA	AHP Housing Fund 5, LLC	Ownership	.99.990	Berkshire Hathaway Inc.	NO	
			93-4017624				St. Joseph Terminal Railroad Company	.MO	NIA	BNSF Railway Company	Ownership	50.000	Berkshire Hathaway Inc.	NO	
			36-2892538				Stahl / Scott Fetzer Company	.DE	NIA	BHSF, Inc.	Ownership	100.000	Berkshire Hathaway Inc.	NO	
							Standard Denbigh Trace Venture MTE, LLC	.DE	NIA	KCIC LIHTC 10 LLC	Ownership	100.000	Berkshire Hathaway Inc.	NO	
							Star Lake Railroad Company	.DE	NIA	BNSF Railway Company	Ownership	100.000	Berkshire Hathaway Inc.	NO	
							Starlight Relativity Acquisition Company LLC	.DE	NIA	Starlight Relativity Holdings LLC	Ownership	100.000	Berkshire Hathaway Inc.	NO	
			84-3125773				Starlight Relativity Holdings LLC	.DE	NIA	PFJE AssetCo Holdings LLC	Ownership	100.000	Berkshire Hathaway Inc.	NO	
			84-3145118				Steele Lawton Pointe LLC	.OK	NIA	AHP Housing Fund 14, LLC	Ownership	.99.990	Berkshire Hathaway Inc.	NO	
			27-4237579				Steele Tower Apartments, LLC	.SD	NIA	AHP Housing Fund 14, LLC	Ownership	.99.990	Berkshire Hathaway Inc.	NO	
			26-0496945				Stevens Garage Building, LLC	.LA	NIA	AHP Housing Fund 193, LLC	Ownership	.99.000	Berkshire Hathaway Inc.	NO	

ANNUAL STATEMENT FOR THE YEAR 2024 OF THE General Re Life Corporation

SCHEDULE Y
PART 1A - DETAIL OF INSURANCE HOLDING COMPANY SYSTEM

1	2	3	4	5	6	7	8	9	10	11	12	13	14	15	16
Group Code	Group Name	NAIC Company Code	ID Number	Federal RSSD	CIK	Name of Securities Exchange if Publicly Traded (U.S. or International)	Names of Parent, Subsidiaries Or Affiliates	Domiciliary Location	Relationship to Reporting Entity	Directly Controlled by (Name of Entity/Person)	Type of Control (Ownership, Board, Management, Attorney-in-Fact, Influence, Other)	If Control is Ownership Provide Percentage	Ultimate Controlling Entity(ies)/Person(s)	Is an SCA Filing Required? (Yes/No)	*
			98-1041909				Sterling Crane (Australia) Pty Ltd	AUS	NIA	Marmon Construction Services (Australia) Holdings Pty Ltd	Ownership	100.000	Berkshire Hathaway Inc	NO	
			37-1484087				Sterling Crane (Singapore) Pte. Ltd.	SGP	NIA	Procrane Inc	Ownership	100.000	Berkshire Hathaway Inc	NO	
			36-4799417				Sterling Crane LLC	DE	NIA	Procrane Holdings, Inc	Ownership	100.000	Berkshire Hathaway Inc	NO	
			75-2928388				STGS Tunisie	TUN	NIA	Procooves SAS	Ownership	99.993	Berkshire Hathaway Inc	NO	
			75-2928388				Stone Ridge Senior Villas, LP	MO	NIA	AHP Housing Fund 148, LLC	Ownership	98.990	Berkshire Hathaway Inc	NO	
			62-1728778				Stonebriar Chevrolet I, LLC	DE	NIA	Berkshire Hathaway Automotive Inc	Ownership	84.840	Berkshire Hathaway Inc	NO	
			36-4357172				Stonebriar Chevrolet I, LLC	DE	NIA	BHA Minority Interest Holdco, Inc	Ownership	5.000	Berkshire Hathaway Inc	NO	
			83-1574503				Store Opening Solutions LLC	DE	NIA	Marmon Retail Store Equipment LLC	Ownership	100.000	Berkshire Hathaway Inc	NO	
			83-4106851				Streater LLC	DE	NIA	DCI Marketing, Inc	Ownership	100.000	Berkshire Hathaway Inc	NO	
			45-1203819				Structural Soft, LLC	CA	NIA	MiTek Inc	Ownership	10.680	Berkshire Hathaway Inc	NO	
			46-4597549				Subsea Development, LLC	DE	NIA	Flow Improvers LLC	Ownership	100.000	Berkshire Hathaway Inc	NO	
			74-2958130				Subsea Shuttle, LLC	TX	NIA	Flow Improvers LLC	Ownership	51.000	Berkshire Hathaway Inc	NO	
			98-0171613				Sugar Hill Crossing, LLC	LA	NIA	AHP Housing Fund 32, LLC	Ownership	99.990	Berkshire Hathaway Inc	NO	
			43-2013152				Summerwood LLC	IN	NIA	Clayton Properties Group, Inc	Ownership	50.000	Berkshire Hathaway Inc	NO	
			26-0794548				Summit Distribution Services, Inc	TX	NIA	McLane Company, Inc	Ownership	100.000	Berkshire Hathaway Inc	NO	
			20-0298402				Summit Insurance Limited	CYM	NIA	IPS-Integrated Project Services, LLC	Ownership	1.000	Berkshire Hathaway Inc	NO	
			20-0298402				Summit Machine, LLC	CA	NIA	Carlton Forge Works LLC	Ownership	100.000	Berkshire Hathaway Inc	NO	
			61-1702231				Summit Marine Services, L.L.C.	LA	NIA	Charter Brokerage LLC	Ownership	100.000	Berkshire Hathaway Inc	NO	
			47-2806671				SunAmerica Affordable Housing Partners 127, A Nevada Limited Partnership	NV	NIA	Affordable Housing Partners, Inc	Ownership	99.990	Berkshire Hathaway Inc	NO	
			47-2817754				SunAmerica Affordable Housing Partners 127, A Nevada Limited Partnership	NV	NIA	BH Housing LLC	Ownership	0.010	Berkshire Hathaway Inc	NO	
			47-2826136				SunAmerica Affordable Housing Partners 176, A Nevada Limited Partnership	NV	NIA	Affordable Housing Partners, Inc	Ownership	99.900	Berkshire Hathaway Inc	NO	
			47-2839896				Sunrise Community Solar 1, LLC	DE	NIA	Geronomo Community Solar Gardens, LLC	Ownership	100.000	Berkshire Hathaway Inc	NO	
			47-2852599				Sunrise Community Solar 2, LLC	DE	NIA	Geronomo Community Solar Gardens, LLC	Ownership	100.000	Berkshire Hathaway Inc	NO	
			94-6001411				Sunrise Community Solar 3, LLC	DE	NIA	Geronomo Community Solar Gardens, LLC	Ownership	100.000	Berkshire Hathaway Inc	NO	
							Sunrise Community Solar 4, LLC	DE	NIA	Geronomo Community Solar Gardens, LLC	Ownership	100.000	Berkshire Hathaway Inc	NO	
							Sunrise Community Solar 5, LLC	DE	NIA	Geronomo Community Solar Gardens, LLC	Ownership	100.000	Berkshire Hathaway Inc	NO	
							Sunrise Community Solar Gardens, LLC	DE	NIA	Geronomo Community Solar Gardens, LLC	Ownership	100.000	Berkshire Hathaway Inc	NO	
							Sunset Railway Company	CA	NIA	BNSF Railway Company	Ownership	50.000	Berkshire Hathaway Inc	NO	
							Suntop Asset Trust	AUS	NIA	Suntop Holdco Pty Ltd	Ownership	100.000	Berkshire Hathaway Inc	NO	
							Suntop Finco Pty Ltd	AUS	NIA	Suntop SF Pty Ltd	Ownership	100.000	Berkshire Hathaway Inc	NO	
							Suntop Holding Pty Ltd	AUS	NIA	Canadian Solar Investment Management Pty Ltd	Ownership	100.000	Berkshire Hathaway Inc	NO	
							Suntop Holding Trust	AUS	NIA	Canadian Solar Investment Management Pty Ltd	Ownership	100.000	Berkshire Hathaway Inc	NO	
							Suntop SF Pty Ltd	AUS	NIA	Suntop Holdco Pty Ltd	Ownership	100.000	Berkshire Hathaway Inc	NO	
			30-1025039				Supermill, LLC	DE	NIA	BKI Oldco Inc	Ownership	100.000	Berkshire Hathaway Inc	NO	
			33-1470827				Susan Emmons MTE LLC	DE	NIA	KCIC LIHTC 13 LLC	Ownership	100.000	Berkshire Hathaway Inc	NO	
			93-4050557				Sutol AG	CHE	NIA	Isacar Hartmetall A.G	Ownership	100.000	Berkshire Hathaway Inc	NO	
			27-0586923				Sutton Place Preservation MTE, LLC	DE	NIA	KCIC LIHTC 10 LLC	Ownership	100.000	Berkshire Hathaway Inc	NO	
			98-0644935				SV Maintenance LLC	DE	NIA	XTRA LLC	Ownership	100.000	Berkshire Hathaway Inc	NO	
			61-1850733				SXP Schulz Xtruded Products LLC	GA	NIA	Precision Castparts Corp	Ownership	100.000	Berkshire Hathaway Inc	NO	
							Symmetry Electronics LLC	DE	NIA	Exponential Technology Group, Inc	Ownership	100.000	Berkshire Hathaway Inc	NO	
							Systemate Numafa B.V.	NLD	NIA	Nufama Holding B.V.	Ownership	100.000	Berkshire Hathaway Inc	NO	
							Taegutec (Thailand) Ltd.	THA	NIA	IMC International Metalworking Companies Inc	Ownership	51.000	Berkshire Hathaway Inc	NO	

ANNUAL STATEMENT FOR THE YEAR 2024 OF THE General Re Life Corporation

SCHEDULE Y
PART 1A - DETAIL OF INSURANCE HOLDING COMPANY SYSTEM

1	2	3	4	5	6	7	8	9	10	11	12	13	14	15	16
Group Code	Group Name	NAIC Company Code	ID Number	Federal RSSD	CIK	Name of Securities Exchange if Publicly Traded (U.S. or International)	Names of Parent, Subsidiaries Or Affiliates	Domiciliary Location	Relationship to Reporting Entity	Directly Controlled by (Name of Entity/Person)	Type of Control (Ownership, Board, Management, Attorney-in-Fact, Influence, Other)	If Control is Ownership Provide Percentage	Ultimate Controlling Entity(ies)/Person(s)	Is an SCA Filing Required? (Yes/No)	*
							TaeguTec Argentina S.A.ARG.....	NIA.....	IMC International Metalworking Companies Inc.	Ownership.....	87.100	Berkshire Hathaway Inc.	NO.....	
							TaeguTec Argentina S.A.ARG.....	NIA.....	Taegutec Ltd.	Ownership.....	12.900	Berkshire Hathaway Inc.	NO.....	
							Taegutec Australia Pty LtdAUS.....	NIA.....	IMC International Metalworking Companies Inc.	Ownership.....	100.000	Berkshire Hathaway Inc.	NO.....	
							TaeguTec CR s.r.o.CZE.....	NIA.....	IMC International Metalworking Companies Inc.	Ownership.....	51.000	Berkshire Hathaway Inc.	NO.....	
							Taegutec Cutting Tools Trading (Shanghai) Co. Ltd.CHN.....	NIA.....	IMC International Metalworking Companies Inc.	Ownership.....	100.000	Berkshire Hathaway Inc.	NO.....	
							Taegutec d.o. Brazil Ltda.BRA.....	NIA.....	IMC International Metalworking Companies Inc.	Ownership.....	99.980	Berkshire Hathaway Inc.	NO.....	
							Taegutec d.o. Brazil Ltda.BRA.....	NIA.....	Taegutec Ltd.	Ownership.....	0.020	Berkshire Hathaway Inc.	NO.....	
							TaeguTec Gulf Holding LTDARE.....	NIA.....	IMC International Metalworking Companies Inc.	Ownership.....	51.000	Berkshire Hathaway Inc.	NO.....	
							TaeguTec Hungary KftHUN.....	NIA.....	IMC International Metalworking Companies Inc.	Ownership.....	100.000	Berkshire Hathaway Inc.	NO.....	
							TaeguTec India Private LimitedIND.....	NIA.....	IMC International Metalworking Companies Inc.	Ownership.....	65.000	Berkshire Hathaway Inc.	NO.....	
							Taegutec Japan LtdJPN.....	NIA.....	IMC International Metalworking Companies Inc.	Ownership.....	100.000	Berkshire Hathaway Inc.	NO.....	
							Taegutec Ltd.KOR.....	NIA.....	IMC International Metalworking Companies Inc.	Ownership.....	100.000	Berkshire Hathaway Inc.	NO.....	
							TaeguTec Polska Sp. z o.o.POL.....	NIA.....	IMC International Metalworking Companies Inc.	Ownership.....	100.000	Berkshire Hathaway Inc.	NO.....	
							TaeguTec Scandinavia A/SDNK.....	NIA.....	IMC International Metalworking Companies Inc.	Ownership.....	100.000	Berkshire Hathaway Inc.	NO.....	
							Taegutec Slovakia S.R.OSVK.....	NIA.....	IMC International Metalworking Companies Inc.	Ownership.....	99.955	Berkshire Hathaway Inc.	NO.....	
							Taegutec Slovakia S.R.OSVK.....	NIA.....	Iscar Hartmetall A.G.	Ownership.....	0.045	Berkshire Hathaway Inc.	NO.....	
							TaeguTec South Africa(Proprietary) LimitedZAF.....	NIA.....	IMC International Metalworking Companies Inc.	Ownership.....	100.000	Berkshire Hathaway Inc.	NO.....	
							TaeguTec Spain, S.L.UESP.....	NIA.....	IMC International Metalworking Companies Inc.	Ownership.....	100.000	Berkshire Hathaway Inc.	NO.....	
							Taegutec Tooling Systems Malaysia Sdn. Bhd.MYS.....	NIA.....	Taegutec Ltd.	Ownership.....	100.000	Berkshire Hathaway Inc.	NO.....	
							Taegutec U.K. Ltd.GBR.....	NIA.....	IMC International Metalworking Companies Inc.	Ownership.....	100.000	Berkshire Hathaway Inc.	NO.....	
							TaeguTec Vietnam Limited Liability Company A.S.VNM.....	NIA.....	IMC International Metalworking Companies Inc.	Ownership.....	100.000	Berkshire Hathaway Inc.	NO.....	
							Taegutec Kesici Takimlar Sanayi Ve Ticaret A.S.TUR.....	NIA.....	IMC International Metalworking Companies Inc.	Ownership.....	75.500	Berkshire Hathaway Inc.	NO.....	
			82-3540054				Tartan Oil LLCDE.....	NIA.....	Beverage Management Associates Inc.	Ownership.....	1.000	Berkshire Hathaway Inc.	NO.....	
			82-3540054				Tartan Oil LLCDE.....	NIA.....	Bunkerhill Oil Marketing LLC	Ownership.....	99.000	Berkshire Hathaway Inc.	NO.....	
			38-3975495				Taurus Community Solar, LLCDE.....	NIA.....	Geronimo Community Solar Gardens Holding Company, LLC	Ownership.....	100.000	Berkshire Hathaway Inc.	NO.....	
							Taurus CSG1, LLCDE.....	NIA.....	Taurus Community Solar, LLC	Ownership.....	100.000	Berkshire Hathaway Inc.	NO.....	
							Taurus CSG2, LLCDE.....	NIA.....	Taurus Community Solar, LLC	Ownership.....	100.000	Berkshire Hathaway Inc.	NO.....	
							Taurus CSG3, LLCDE.....	NIA.....	Taurus Community Solar, LLC	Ownership.....	100.000	Berkshire Hathaway Inc.	NO.....	
							Taurus CSG4, LLCDE.....	NIA.....	Taurus Community Solar, LLC	Ownership.....	100.000	Berkshire Hathaway Inc.	NO.....	
							TBS Canada, Inc.CAN.....	NIA.....	Taurus Community Solar, LLC	Ownership.....	100.000	Berkshire Hathaway Inc.	NO.....	
							TBS Engineering, Ltd.GBR.....	NIA.....	Marmon Holdings, Inc.	Ownership.....	100.000	Berkshire Hathaway Inc.	NO.....	
			20-5690869				TBS USA, Inc.DE.....	NIA.....	Marmon Holdings, Inc.	Ownership.....	100.000	Berkshire Hathaway Inc.	NO.....	
			20-1127717				TE Wire & Cable LLCDE.....	NIA.....	Marmon Wire & Cable, Inc.	Ownership.....	100.000	Berkshire Hathaway Inc.	NO.....	

ANNUAL STATEMENT FOR THE YEAR 2024 OF THE General Re Life Corporation

SCHEDULE Y

PART 1A - DETAIL OF INSURANCE HOLDING COMPANY SYSTEM

1	2	3	4	5	6	7	8	9	10	11	12	13	14	15	16
Group Code	Group Name	NAIC Company Code	ID Number	Federal RSSD	CIK	Name of Securities Exchange if Publicly Traded (U.S. or International)	Names of Parent, Subsidiaries Or Affiliates	Domiciliary Location	Relationship to Reporting Entity	Directly Controlled by (Name of Entity/Person)	Type of Control (Ownership, Board, Management, Attorney-in-Fact, Influence, Other)	If Control is Ownership Provide Percentage	Ultimate Controlling Entity(ies)/Person(s)	Is an SCA Filing Required? (Yes/No)	*
							Tenecom Limited	.GBR	.IA	National Indemnity Company	Ownership	100.000	Berkshire Hathaway Inc.	NO	
			56-1515158				Tenn-TEX Plastics, Inc.	.NC	.NIA	Western Builders Supply, Inc.	Ownership	100.000	Berkshire Hathaway Inc.	NO	
			43-6003713				Terminal Railroad Association of St. Louis	.MO	.NIA	BNSF Railway Company	Ownership	14.290	Berkshire Hathaway Inc.	NO	
			82-2672689				Terre Haute AAL LP	.IN	.NIA	AHP Housing Fund 192, LLC	Ownership	99.990	Berkshire Hathaway Inc.	NO	
							Terza S.A. de C.V.	.MEX	.NIA	Shaw Industries Group, Inc.	Ownership	49.800	Berkshire Hathaway Inc.	NO	
			32-0579865				Texarkana Grim Housing Partners LP	.TX	.NIA	AHP Housing Fund 217, LLC	Ownership	98.980	Berkshire Hathaway Inc.	NO	
			74-6002396				Texas City Terminal Railway Company	.TX	.NIA	BNSF Railway Company	Ownership	33.340	Berkshire Hathaway Inc.	NO	
			86-3317628				Texas Emergency Power Reserve, LLC	.DE	.NIA	BHE Infrastructure Group, LLC	Ownership	100.000	Berkshire Hathaway Inc.	NO	
			74-1859558				Texas Honing, Inc.	.TX	.NIA	Precision Castparts Corp.	Ownership	100.000	Berkshire Hathaway Inc.	NO	
							Textile Lourdes Limitada	.SLV	.NIA	Lempa Services, Limitada, de C.V.	Ownership	12.440	Berkshire Hathaway Inc.	NO	
							Textile Lourdes Limitada	.SLV	.NIA	Union Sales, LLC	Ownership		Berkshire Hathaway Inc.	NO	
							Textile Lourdes Limitada	.SLV	.NIA	Union Underwear Company, Inc.	Ownership	87.560	Berkshire Hathaway Inc.	NO	
			80-0077721				Textiles del Caribe S.de.R.L.de C.V.	.HND	.NIA	Union Sales, LLC	Ownership	2.000	Berkshire Hathaway Inc.	NO	
			80-0077721				Textiles del Caribe S.de.R.L.de C.V.	.HND	.NIA	Union Underwear Company, Inc.	Ownership	98.000	Berkshire Hathaway Inc.	NO	
			13-2873530				The B.V.D. Licensing Corp.	.DE	.NIA	Union Underwear Company, Inc.	Ownership	100.000	Berkshire Hathaway Inc.	NO	
			36-6000256				The Belt Railway Company of Chicago	.IL	.NIA	BNSF Railway Company	Ownership	16.670	Berkshire Hathaway Inc.	NO	
							The British Aviation Insurance Company Limited	.GBR	.IA	National Indemnity Company	Ownership	100.000	Berkshire Hathaway Inc.	NO	
							The Burlington Northern and Santa Fe Railway Company de Mexico S.A. de C.V.	.MEX	.NIA	BNSF Railway Company	Ownership	99.000	Berkshire Hathaway Inc.	NO	
			36-4233242				The Burlington Northern and Santa Fe Railway Company de Mexico S.A. de C.V.	.MEX	.NIA	BNSF Railway International Services, Inc.	Ownership	1.000	Berkshire Hathaway Inc.	NO	
			36-4233242				The Cardinal Group USA, LLC	.DE	.NIA	IPS-Integrated Project Services, LLC	Ownership	80.000	Berkshire Hathaway Inc.	NO	
			46-5038882				The District Developer, LLC	.IA	.NIA	MidAmerican Energy Company	Ownership	50.000	Berkshire Hathaway Inc.	NO	
			85-1507487				The Duracell Company	.DE	.NIA	Columbia Insurance Company	Ownership	38.650	Berkshire Hathaway Inc.	NO	
			47-2406392				The Duracell Company	.DE	.NIA	Cypress Insurance Company	Ownership	2.970	Berkshire Hathaway Inc.	NO	
			47-2406392				The Duracell Company	.DE	.NIA	GEICO Corporation	Ownership	11.890	Berkshire Hathaway Inc.	NO	
			47-2406392				The Duracell Company	.DE	.NIA	National Fire & Marine Insurance Company	Ownership	11.890	Berkshire Hathaway Inc.	NO	
			47-2406392				The Duracell Company	.DE	.NIA	National Indemnity Company	Ownership	33.110	Berkshire Hathaway Inc.	NO	
							The Duracell Company	.DE	.NIA	National Liability & Fire Insurance Company	Ownership	1.490	Berkshire Hathaway Inc.	NO	
			47-2406392				The Escrow Firm, Inc.	.CA	.NIA	Pickford Services Company	Ownership	100.000	Berkshire Hathaway Inc.	NO	
			01-0710909				The Fechheimer Brothers Company	.DE	.NIA	Berkshire Hathaway Inc.	Ownership	100.000	Berkshire Hathaway Inc.	NO	
			31-1000330				The Indecor Group, Inc.	.NJ	.NIA	Benjamin Moore & Co.	Ownership	100.000	Berkshire Hathaway Inc.	NO	
			22-3522457				The Katy Elgin, LP	.TX	.NIA	AHP Housing Fund 393, LLC	Ownership	99.980	Berkshire Hathaway Inc.	NO	
			93-3091405				The Long & Foster Companies, Inc.	.VA	.NIA	HomeServices MidAtlantic, LLC	Ownership	100.000	Berkshire Hathaway Inc.	NO	
			54-1081379				The Lubrizol Corporation	.OH	.NIA	Berkshire Hathaway Inc.	Ownership	100.000	Berkshire Hathaway Inc.	NO	
			34-0367600				The Marmon Group LLC	.DE	.NIA	Marmon Holdings, Inc.	Ownership	100.000	Berkshire Hathaway Inc.	NO	
			36-3485850				The Marmon Group of Canada Ltd.	.CAN	.NIA	Union Tank Car Company	Ownership	100.000	Berkshire Hathaway Inc.	NO	
.0031	Berkshire Hathaway Group	11843	35-0506406				The Medical Protective Company	.IN	.IA	MedPro Group Inc	Ownership	100.000	Berkshire Hathaway Inc.	NO	
			94-6001015				The Oakland Terminal Railway	.CA	.NIA	BNSF Railway Company	Ownership	50.000	Berkshire Hathaway Inc.	NO	
							The Pampered Chef - Canada Corp.	.CAN	.NIA	TPC North America, Ltd.	Ownership	100.000	Berkshire Hathaway Inc.	NO	
			98-0345517				The Pampered Chef - UK, Ltd.	.GBR	.NIA	TPC European Holdings, Ltd.	Ownership	100.000	Berkshire Hathaway Inc.	NO	
			98-0353211				The Pampered Chef Deutschland GmbH	.DEU	.NIA	TPC European Holdings, Ltd.	Ownership	100.000	Berkshire Hathaway Inc.	NO	
							The Pampered Chef France	.FRA	.NIA	TPC European Holdings, Ltd.	Ownership	100.000	Berkshire Hathaway Inc.	NO	
							The Pampered Chef Österreich GmbH	.AUT	.NIA	TPC European Holdings, Ltd.	Ownership	100.000	Berkshire Hathaway Inc.	NO	
							The Pampered Chef, Italia S.r.l.	.ITA	.NIA	TPC European Holdings, Ltd.	Ownership	100.000	Berkshire Hathaway Inc.	NO	
			36-3269007				The Pampered Chef, Ltd.	.IL	.NIA	Berkshire Hathaway Inc.	Ownership	100.000	Berkshire Hathaway Inc.	NO	
			32-0444468				The Preserve at Hardwick, LP	.TN	.NIA	AHP Housing Fund 232, LLC	Ownership	99.990	Berkshire Hathaway Inc.	NO	
			32-0444468				The Preserve at Hardwick, LP	.TN	.NIA	AHP SLP LLC	Ownership	0.000	Berkshire Hathaway Inc.	NO	

ANNUAL STATEMENT FOR THE YEAR 2024 OF THE General Re Life Corporation

SCHEDULE Y

PART 1A - DETAIL OF INSURANCE HOLDING COMPANY SYSTEM

1	2	3	4	5	6	7	8	9	10	11	12	13	14	15	16
Group Code	Group Name	NAIC Company Code	ID Number	Federal RSSD	CIK	Name of Securities Exchange if Publicly Traded (U.S. or International)	Names of Parent, Subsidiaries Or Affiliates	Domiciliary Location	Relationship to Reporting Entity	Directly Controlled by (Name of Entity/Person)	Type of Control (Ownership, Board, Management, Attorney-in-Fact, Influence, Other)	If Control is Ownership Provide Percentage	Ultimate Controlling Entity(ies)/Person(s)	Is an SCA Filing Required? (Yes/No)	*
			42-1329950				The Referral Co.	IA	NIA	Iowa Realty Co., Inc.	Ownership	100.000	Berkshire Hathaway Inc.	NO	
			81-3672478				The Sanctuary at Springboro Ohio, LP	DE	NIA	AHP Housing Fund 134, LLC	Ownership	99.990	Berkshire Hathaway Inc.	NO	
			81-1734583				The Sanctuary at St. Cloud, LP	MN	NIA	AHP Housing Fund 86, LLC	Ownership	99.990	Berkshire Hathaway Inc.	NO	
			47-4064199				The Sanctuary at West Saint Paul, LP	MN	NIA	AHP Housing Fund 108, LLC	Ownership	99.990	Berkshire Hathaway Inc.	NO	
			47-0691256				The Scott Fetzer Company	DE	NIA	BHSF, Inc.	Ownership	100.000	Berkshire Hathaway Inc.	NO	
			34-1652262				The ScottCare Corporation	DE	NIA	The Scott Fetzer Company	Ownership	100.000	Berkshire Hathaway Inc.	NO	
							The Scottish Lion Insurance Company Limited	GBR	IA	SLI Holding Limited	Ownership	100.000	Berkshire Hathaway Inc.	NO	
			52-1349938				The Top Five Club, Inc.	TX	NIA	GEICO Corporation	Ownership	100.000	Berkshire Hathaway Inc.	NO	
			47-1852550				The Villages at ParcStone, LLC	NC	NIA	AHP Housing Fund 76, LLC	Ownership	99.990	Berkshire Hathaway Inc.	NO	
			48-6030154				The Wichita Union Terminal Railway Company	KS	NIA	BNSF Railway Company	Ownership	66.670	Berkshire Hathaway Inc.	NO	
			74-1746432				The Zia Company	DE	NIA	BNSF Railway Company	Ownership	100.000	Berkshire Hathaway Inc.	NO	
			41-0884355				Thermoform Plastics, Inc.	MN	NIA	Wilbert, Inc.	Ownership	100.000	Berkshire Hathaway Inc.	NO	
			36-3257622				Thorco Industries LLC	DE	NIA	L. A. Darling Company LLC	Ownership	100.000	Berkshire Hathaway Inc.	NO	
			81-5358904				Thoroughbred Title Services, LLC	NY	NIA	HomeServices of New York, LLC	Ownership	100.000	Berkshire Hathaway Inc.	NO	
			81-3737388				Timberlane Partners, LP	MS	NIA	AHP Housing Fund 173, LLC	Ownership	99.990	Berkshire Hathaway Inc.	NO	
							TIMET Europe Limited	GBR	NIA	TIMET UK Limited	Ownership	100.000	Berkshire Hathaway Inc.	NO	
			45-3784304				TIMET Powdered Metals, LLC	DE	NIA	Titanium Metals Corporation	Ownership	100.000	Berkshire Hathaway Inc.	NO	
							TIMET Savoie, SA	FRA	NIA	TIMET Europe Limited	Ownership	70.000	Berkshire Hathaway Inc.	NO	
			98-1705860				TIMET UK Limited	GBR	NIA	PCC UK Global Holdings Limited	Ownership	100.000	Berkshire Hathaway Inc.	NO	
										Eastern Gas Transmission and Storage, Inc.	Ownership	100.000	Berkshire Hathaway Inc.	NO	
			30-0108564				Tioga Properties, LLC	DE	NIA	Precision Castparts Corp.	Ownership	100.000	Berkshire Hathaway Inc.	NO	
			13-5630895				Titanium Metals Corporation	DE	NIA	TL BHER Ex-IV, LLC	Ownership	100.000	Berkshire Hathaway Inc.	NO	
			99-3347786				TL BHER Ex-IV, LLC	DE	NIA	TL BHER Holdings, LLC	Ownership	100.000	Berkshire Hathaway Inc.	NO	
			99-3396192				TL BHER Holdings, LLC	DE	NIA	BHER Minerals, LLC	Ownership	50.000	Berkshire Hathaway Inc.	NO	
			23-3004322				TLTC LLC	DE	NIA	Fox & Roach/Trident Limited Partnership	Ownership	100.000	Berkshire Hathaway Inc.	NO	
			20-1174230				TM City Leasing Inc.	DE	NIA	Transco Railcar Repair Inc.	Ownership	100.000	Berkshire Hathaway Inc.	NO	
			88-2462339				TMG Lucetius LLC	FL	NIA	The Marmon Group LLC	Ownership	100.000	Berkshire Hathaway Inc.	NO	
							TMI Climate Solutions Canada Inc.	CAN	NIA	Marmon Holdings Corporation	Ownership	100.000	Berkshire Hathaway Inc.	NO	
			86-1014610				TODVT LLC	DE	NIA	Berkshire Hathaway Automotive Inc.	Ownership	84.840	Berkshire Hathaway Inc.	NO	
			27-4898712				TOHVT Motors, LLC	DE	NIA	Berkshire Hathaway Automotive Inc.	Ownership	94.840	Berkshire Hathaway Inc.	NO	
			98-0408382				Tongonan Power Investment, Inc.	PHL	NIA	Berkshire Hathaway Energy Company	Ownership	100.000	Berkshire Hathaway Inc.	NO	
			98-0373625				Tonicstar Limited	GBR	NIA	SLI Holding Limited	Ownership	100.000	Berkshire Hathaway Inc.	NO	
			74-1990355				Tool-Flo Manufacturing, Inc	TX	NIA	ITTI Group USA Holdings, Inc.	Ownership	100.000	Berkshire Hathaway Inc.	NO	
			27-1200627				Topaz Solar Farms LLC	DE	NIA	TPZ Holding, LLC	Ownership	100.000	Berkshire Hathaway Inc.	NO	
			33-0650711				Total Quality Assurance Inc.	CA	NIA	Brooks Sports, Inc.	Ownership	100.000	Berkshire Hathaway Inc.	NO	
			84-1554981				Town & Country Title Services LLC	CO	NIA	CMH Capital, Inc.	Ownership	100.000	Berkshire Hathaway Inc.	NO	
			75-2924848				Town East Ford II, LLC	DE	NIA	Berkshire Hathaway Automotive Inc.	Ownership	84.840	Berkshire Hathaway Inc.	NO	
			20-5221836				Township Title Services, LLC	GA	NIA	HN Real Estate Group, L.L.C.	Ownership	50.000	Berkshire Hathaway Inc.	NO	
			36-4301143				TPC European Holdings, Ltd.	DE	NIA	The Pampered Chef, Ltd.	Ownership	100.000	Berkshire Hathaway Inc.	NO	
							TPC N.A.S.A., LLC	DE	NIA	TPC North America, Ltd.	Ownership	100.000	Berkshire Hathaway Inc.	NO	
			30-0101576				TPC North America, Ltd.	DE	NIA	The Pampered Chef, Ltd.	Ownership	100.000	Berkshire Hathaway Inc.	NO	
			88-2974657				TP-CH Cedar Grove, LLC	GA	NIA	TP-CH JV, LLC	Ownership	100.000	Berkshire Hathaway Inc.	NO	
			83-4560477				TP-CH JV, LLC	GA	NIA	Clayton Properties Group, Inc.	Ownership	50.000	Berkshire Hathaway Inc.	NO	
			45-3717428				TPZ Holding, LLC	DE	NIA	BHE Solar, LLC	Ownership	100.000	Berkshire Hathaway Inc.	NO	
			36-4336123				Trackmobile LLC	DE	NIA	Marmon Transportation Services LLC	Ownership	100.000	Berkshire Hathaway Inc.	NO	
							Trail Ltd.	BMU	NIA	transition holdings, LLC	Ownership	33.300	Berkshire Hathaway Inc.	NO	
			61-0366810				Trailer Technologies Holdings, LLC	KY	NIA	R.C. Tway Company, LLC	Ownership	100.000	Berkshire Hathaway Inc.	NO	
			84-2680821				Trajectory Acquisition Company LLC	DE	NIA	Saratoga Rack Marketing LLC	Ownership	100.000	Berkshire Hathaway Inc.	NO	
							Transalist A.B.	SWE	NIA	Larson-Juhl Sweden A.B.	Ownership	100.000	Berkshire Hathaway Inc.	NO	

ANNUAL STATEMENT FOR THE YEAR 2024 OF THE General Re Life Corporation

SCHEDULE Y

PART 1A - DETAIL OF INSURANCE HOLDING COMPANY SYSTEM

1	2	3	4	5	6	7	8	9	10	11	12	13	14	15	16
Group Code	Group Name	NAIC Company Code	ID Number	Federal RSSD	CIK	Name of Securities Exchange if Publicly Traded (U.S. or International)	Names of Parent, Subsidiaries Or Affiliates	Domi-ciliary Location	Relation-ship to Reporting Entity	Directly Controlled by (Name of Entity/Person)	Type of Control (Ownership, Board, Management, Attorney-in-Fact, Influence, Other)	If Control is Ownership Provide Percentage	Ultimate Controlling Entity(ies)/Person(s)	Is an SCA Filing Re-quired? (Yes/No)	*
0031	Berkshire Hathaway Group	19453	80-0795986 13-5616275				Transatlantic Holdings, Inc.	DE	NIA	Alleghany Corporation	Ownership	100.000	Berkshire Hathaway Inc.	NO	
							Transatlantic Re (Argentina) S.A.	ARG	NIA	Transatlantic Holdings, Inc.	Ownership	95.000	Berkshire Hathaway Inc.	NO	
							Transatlantic Re (Argentina) S.A.	ARG	NIA	Transatlantic Reinsurance Company	Ownership	5.000	Berkshire Hathaway Inc.	NO	
							Transatlantic Reinsurance Company	NY	IA	Transatlantic Holdings, Inc.	Ownership	100.000	Berkshire Hathaway Inc.	NO	
							TransCanyon Gates, LLC	DE	NIA	TransCanyon, LLC	Ownership	100.000	Berkshire Hathaway Inc.	NO	
							TransCanyon Western Development, LLC	DE	NIA	TransCanyon, LLC	Ownership	100.000	Berkshire Hathaway Inc.	NO	
							TransCanyon, LLC	DE	NIA	MTL Canyon Holdings, LLC	Ownership	50.000	Berkshire Hathaway Inc.	NO	
							Transco Railcar Repair Inc.	DE	NIA	Transco Railway Products Inc.	Ownership	100.000	Berkshire Hathaway Inc.	NO	
							Transco Railway Products Inc.	DE	NIA	Union Tank Car Company	Ownership	100.000	Berkshire Hathaway Inc.	NO	
							Transco, Inc.	NV	NIA	McLane Company, Inc.	Ownership	100.000	Berkshire Hathaway Inc.	NO	
							Transfercom Limited	GBR	IA	National Indemnity Company	Ownership	100.000	Berkshire Hathaway Inc.	NO	
							Transition Holdings, LLC	DE	NIA	Marmon Holdings, Inc.	Ownership	100.000	Berkshire Hathaway Inc.	NO	
							TRANSPORTATION TECHNOLOGY SERVICES, INC.	TX	NIA	BNSF Logistics, LLC	Ownership	100.000	Berkshire Hathaway Inc.	NO	
							TransRe Europe S.A.	LUX	NIA	Transatlantic Reinsurance Company	Ownership	100.000	Berkshire Hathaway Inc.	NO	
							TransRe London Limited	GBR	NIA	Transatlantic Reinsurance Company	Ownership	100.000	Berkshire Hathaway Inc.	NO	
							TransRe London Services Limited	GBR	NIA	Transatlantic Reinsurance Company	Ownership	100.000	Berkshire Hathaway Inc.	NO	
							TransRe Underwriting Managers Agency Ltd.	DE	NIA	Transatlantic Holdings, Inc.	Ownership	100.000	Berkshire Hathaway Inc.	NO	
							TRC Escritório de Representação no Brasil Ltda.	BRA	NIA	Fair American Insurance and Reinsurance Company	Ownership	0.040	Berkshire Hathaway Inc.	NO	
							TRC Escritório de Representação no Brasil Ltda.	BRA	NIA	Transatlantic Reinsurance Company	Ownership	99.960	Berkshire Hathaway Inc.	NO	
							TReIMCo Limited	GBR	NIA	Transatlantic Holdings, Inc.	Ownership	100.000	Berkshire Hathaway Inc.	NO	
							Trenmor Belgium	BEL	NIA	Anchorbuoy Ltd	Ownership	100.000	Berkshire Hathaway Inc.	NO	
							Trenmor GmbH	AUT	NIA	Anchorbuoy Ltd	Ownership	100.000	Berkshire Hathaway Inc.	NO	
							Trenmor Korea Limited	KOR	NIA	Anchorbuoy Ltd	Ownership	100.000	Berkshire Hathaway Inc.	NO	
							Trenmor LLC	DE	NIA	Anchorbuoy Ltd	Ownership	100.000	Berkshire Hathaway Inc.	NO	
							Trenmor PTY Limited	AUS	NIA	Anchorbuoy Ltd	Ownership	100.000	Berkshire Hathaway Inc.	NO	
							Trenmor SAS ref France	FRA	NIA	Anchorbuoy Ltd	Ownership	100.000	Berkshire Hathaway Inc.	NO	
							Trenmor Unlimited Company	IRL	NIA	Anchorbuoy Ltd	Ownership	100.000	Berkshire Hathaway Inc.	NO	
							Trensor LLC	CA	NIA	Perfection Hy-Test Company	Ownership	100.000	Berkshire Hathaway Inc.	NO	
							TRH Holding Corp.	DE	NIA	Transition Holdings, LLC	Ownership	100.000	Berkshire Hathaway Inc.	NO	
							Triangle Suspension Systems, Inc.	DE	NIA	Marmon Highway Technologies LLC	Ownership	100.000	Berkshire Hathaway Inc.	NO	
							Trident Land Transfer Company (PHILA) LP	DE	NIA	Fox & Roach/Trident Limited Partnership	Ownership	99.900	Berkshire Hathaway Inc.	NO	
							Trident Land Transfer Company (PHILA) LP	DE	NIA	Trident Land Transfer Company (PHILA) LP	Ownership	0.100	Berkshire Hathaway Inc.	NO	
							Trident Land Transfer Company LP	DE	NIA	Fox & Roach/Trident Limited Partnership	Ownership	99.900	Berkshire Hathaway Inc.	NO	
							Trident Land Transfer Company LP	DE	NIA	TLTC LLC	Ownership	0.100	Berkshire Hathaway Inc.	NO	
							Trident Mortgage Company LP	DE	NIA	Fox & Roach/Trident Limited Partnership	Ownership	99.900	Berkshire Hathaway Inc.	NO	
							Trident Mortgage Company LP	DE	NIA	TRMC LLC	Ownership	0.100	Berkshire Hathaway Inc.	NO	
							Trilogy Communications, Inc.	MS	NIA	Marmon Wire & Cable, Inc.	Ownership	100.000	Berkshire Hathaway Inc.	NO	
							Tri-Star DEF LLC	DE	NIA	PFJE AssetCo Holdings LLC	Ownership	100.000	Berkshire Hathaway Inc.	NO	
							Triton Steel, LLC	DE	NIA	WWS Holdings, LLC	Ownership	100.000	Berkshire Hathaway Inc.	NO	
							TRMC LLC	DE	NIA	Fox & Roach/Trident Limited Partnership	Ownership	100.000	Berkshire Hathaway Inc.	NO	
							TrueNorth Development, Inc.	MI	NIA	MITek Inc.	Ownership	100.000	Berkshire Hathaway Inc.	NO	
							TS City Leasing Inc.	DE	NIA	Transco Railcar Repair Inc.	Ownership	100.000	Berkshire Hathaway Inc.	NO	
							TSE Brakes GmbH	DEU	NIA	TSE Brakes, Inc.	Ownership	100.000	Berkshire Hathaway Inc.	NO	
							TSE Brakes, Inc.	DE	NIA	Webb Wheel Products, Inc.	Ownership	100.000	Berkshire Hathaway Inc.	NO	
							TSE de Mexico, S.A. de C.V.	MEX	NIA	TSE Brakes, Inc.	Ownership	0.400	Berkshire Hathaway Inc.	NO	
							TSE de Mexico, S.A. de C.V.	MEX	NIA	Webb Wheel Products, Inc.	Ownership	99.600	Berkshire Hathaway Inc.	NO	
							TTI (India GRC) Private Limited	IND	NIA	TTI Electronics Asia PTE LTD	Ownership	100.000	Berkshire Hathaway Inc.	NO	

ANNUAL STATEMENT FOR THE YEAR 2024 OF THE General Re Life Corporation

SCHEDULE Y
PART 1A - DETAIL OF INSURANCE HOLDING COMPANY SYSTEM

1	2	3	4	5	6	7	8	9	10	11	12	13	14	15	16
Group Code	Group Name	NAIC Company Code	ID Number	Federal RSSD	CIK	Name of Securities Exchange if Publicly Traded (U.S. or International)	Names of Parent, Subsidiaries Or Affiliates	Domiciliary Location	Relationship to Reporting Entity	Directly Controlled by (Name of Entity/Person)	Type of Control (Ownership, Board, Management, Attorney-in-Fact, Influence, Other)	If Control is Ownership Provide Percentage	Ultimate Controlling Entity(ies)/Person(s)	Is an SCA Filing Required? (Yes/No)	*
							TTI (Shanghai) Logistics Co. LtdCHN.....	..NIA.....	Shanghai TTI Electronics Co, LTD	Ownership.....	100.000	Berkshire Hathaway Inc.NO.....	
							TTI BelgiumBEL.....	..NIA.....	TTI, Inc.	Ownership.....	100.000	Berkshire Hathaway Inc.NO.....	
							TTI Brasil Comercio De Componentes Electronicos LTDABRA.....	..NIA.....	TTI, Inc.	Ownership.....	100.000	Berkshire Hathaway Inc.NO.....	
			98-1227865				TTI Elektronik Ticaret Ltd. StiTUR.....	..NIA.....	TTI, Inc.	Ownership.....	100.000	Berkshire Hathaway Inc.NO.....	
			98-1091676				TTI Electronics (Thailand) LtdTHA.....	..NIA.....	TTI Electronics Asia PTE LTD	Ownership.....	100.000	Berkshire Hathaway Inc.NO.....	
							TTI Electronics (Vietnam) Company LimitedVNM.....	..NIA.....	TTI, Inc.	Ownership.....	100.000	Berkshire Hathaway Inc.NO.....	
			98-1068567				TTI Electronics Asia (India) Private LtdIND.....	..NIA.....	TTI Electronics Asia PTE LTD	Ownership.....	100.000	Berkshire Hathaway Inc.NO.....	
			98-0538870				TTI Electronics Asia PTE LTDSGP.....	..NIA.....	TTI, Inc.	Ownership.....	100.000	Berkshire Hathaway Inc.NO.....	
			98-0404802				TTI Electronics Austria GmbHAUT.....	..NIA.....	TTI, Inc.	Ownership.....	100.000	Berkshire Hathaway Inc.NO.....	
			98-0605080				TTI Electronics Czech SROCZE.....	..NIA.....	TTI, Inc.	Ownership.....	100.000	Berkshire Hathaway Inc.NO.....	
			98-0538872				TTI Electronics Denmark APSDNK.....	..NIA.....	TTI, Inc.	Ownership.....	100.000	Berkshire Hathaway Inc.NO.....	
							TTI Electronics Distribution SRLROU.....	..NIA.....	CJE II	Ownership.....	0.008	Berkshire Hathaway Inc.NO.....	
							TTI Electronics Distribution SRLROU.....	..NIA.....	TTI, Inc.	Ownership.....	99.992	Berkshire Hathaway Inc.NO.....	
			98-1229924				TTI Electronics Europe GmbHDEU.....	..NIA.....	TTI, Inc.	Ownership.....	100.000	Berkshire Hathaway Inc.NO.....	
			98-0571750				TTI Electronics Hungary KFTHUN.....	..NIA.....	TTI, Inc.	Ownership.....	100.000	Berkshire Hathaway Inc.NO.....	
			98-0620824				TTI Electronics LTDISR.....	..NIA.....	TTI, Inc.	Ownership.....	100.000	Berkshire Hathaway Inc.NO.....	
			98-0697862				TTI Electronics Malaysia SDN BHDMYS.....	..NIA.....	TTI Electronics Asia PTE LTD	Ownership.....	100.000	Berkshire Hathaway Inc.NO.....	
							TTI Electronics Nepal Private LimitedNPL.....	..NIA.....	TTI Electronics Asia PTE LTD	Ownership.....	100.000	Berkshire Hathaway Inc.NO.....	
			98-0538885				TTI Electronics Nordic ABSWE.....	..NIA.....	TTI, Inc.	Ownership.....	100.000	Berkshire Hathaway Inc.NO.....	
							TTI Electronics OUEST.....	..NIA.....	TTI, Inc.	Ownership.....	100.000	Berkshire Hathaway Inc.NO.....	
							TTI Electronics Philippines, IncPHL.....	..NIA.....	TTI Electronics Asia PTE LTD	Ownership.....	100.000	Berkshire Hathaway Inc.NO.....	
							TTI Especialistas en Pasivos y Conectores, S.L.ESP.....	..NIA.....	TTI France SASU	Ownership.....	100.000	Berkshire Hathaway Inc.NO.....	
			98-0470183				TTI Finland OYFIN.....	..NIA.....	TTI, Inc.	Ownership.....	100.000	Berkshire Hathaway Inc.NO.....	
			98-1043545				TTI France SASUFRA.....	..NIA.....	TTI, Inc.	Ownership.....	100.000	Berkshire Hathaway Inc.NO.....	
			98-0538877				TTI Hong Kong LimitedHKG.....	..NIA.....	TTI, Inc.	Ownership.....	100.000	Berkshire Hathaway Inc.NO.....	
			98-0538879				TTI Italy SRLITA.....	..NIA.....	CJE II	Ownership.....	5.000	Berkshire Hathaway Inc.NO.....	
			98-0538881				TTI Italy SRLITA.....	..NIA.....	TTI, Inc.	Ownership.....	95.000	Berkshire Hathaway Inc.NO.....	
			98-0538881				TTI JV 1, IncDE.....	..NIA.....	CJE II	Ownership.....	5.000	Berkshire Hathaway Inc.NO.....	
			37-1847720				TTI JV 1, IncDE.....	..NIA.....	TTI, Inc.	Ownership.....	95.000	Berkshire Hathaway Inc.NO.....	
			37-1847720				TTI JV 2, IncDE.....	..NIA.....	CJE II	Ownership.....	5.000	Berkshire Hathaway Inc.NO.....	
			37-1877557				TTI JV 2, IncDE.....	..NIA.....	TTI, Inc.	Ownership.....	95.000	Berkshire Hathaway Inc.NO.....	
			37-1877557				TTI Latin America s. de R.L. de C.V.MEX.....	..NIA.....	CJE II	Ownership.....	1.000	Berkshire Hathaway Inc.NO.....	
			98-1220399				TTI Latin America s. de R.L. de C.V.MEX.....	..NIA.....	TTI, Inc.	Ownership.....	99.000	Berkshire Hathaway Inc.NO.....	
			98-1220399				TTI Poland SP ZOOPOL.....	..NIA.....	TTI, Inc.	Ownership.....	100.000	Berkshire Hathaway Inc.NO.....	
			98-0605077				TTI, Inc.DE.....	..NIA.....	Berkshire Hathaway Inc.	Ownership.....	100.000	Berkshire Hathaway Inc.NO.....	
			20-8234316				TTX CompanyDE.....	..NIA.....	BNSF Railway Company	Ownership.....	17.410	Berkshire Hathaway Inc.NO.....	
			23-1554199				Tucker Safety Products, Inc.CO.....	..NIA.....	Marmon Engineered Components Company	Ownership.....	100.000	Berkshire Hathaway Inc.NO.....	
			95-4062015				Tullahoma Village Community Partners MTE, LLCDE.....	..NIA.....	KCIC LIHTC 10 LLC	Ownership.....	100.000	Berkshire Hathaway Inc.NO.....	
			93-3996295				Tungaloy Benelux B.V.NLD.....	..NIA.....	IMC Benelux B.V.	Ownership.....	100.000	Berkshire Hathaway Inc.NO.....	
							Tungaloy CorporationJPN.....	..NIA.....	IMC International Metalworking Companies Inc.	Ownership.....	100.000	Berkshire Hathaway Inc.NO.....	
			98-0560533				Tungaloy Cutting Tool (Shanghai) Co. Ltd.CHN.....	..NIA.....	Tungaloy Corporation	Ownership.....	100.000	Berkshire Hathaway Inc.NO.....	
							Tungaloy Cutting Tools Taiwan Co., LtdTWN.....	..NIA.....	IMC International Metalworking Companies Inc.	Ownership.....	51.000	Berkshire Hathaway Inc.NO.....	
							Tungaloy Czech SROCZE.....	..NIA.....	IMC International Metalworking Companies Inc.	Ownership.....	90.000	Berkshire Hathaway Inc.NO.....	

ANNUAL STATEMENT FOR THE YEAR 2024 OF THE General Re Life Corporation

SCHEDULE Y

PART 1A - DETAIL OF INSURANCE HOLDING COMPANY SYSTEM

1	2	3	4	5	6	7	8	9	10	11	12	13	14	15	16
Group Code	Group Name	NAIC Company Code	ID Number	Federal RSSD	CIK	Name of Securities Exchange if Publicly Traded (U.S. or International)	Names of Parent, Subsidiaries Or Affiliates	Domi-ciliary Location	Relation-ship to Reporting Entity	Directly Controlled by (Name of Entity/Person)	Type of Control (Ownership, Board, Management, Attorney-in-Fact, Influence, Other)	If Control is Ownership Provide Percentage	Ultimate Controlling Entity(ies)/Person(s)	Is an SCA Filing Re-quired? (Yes/No)	*
							Tungaloy Czech SR0CZE.....	NIA.....	Tungaloy Corporation	Ownership.....	10.000	Berkshire Hathaway Inc.	NO.....	
							Tungaloy France s.a.sFRA.....	NIA.....	IMC International Metalworking Companies Inc.	Ownership.....	100.000	Berkshire Hathaway Inc.	NO.....	
							Tungaloy Friction Material Vietnam Ltd.VNM.....	NIA.....	Tungaloy Corporation	Ownership.....	51.000	Berkshire Hathaway Inc.	NO.....	
							Tungaloy FZEARE.....	NIA.....	Tungaloy Gulf Holdings Ltd.	Ownership.....	100.000	Berkshire Hathaway Inc.	NO.....	
							Tungaloy Gulf Holdings Ltd.ARE.....	NIA.....	IMC International Metalworking Companies Inc.	Ownership.....	67.000	Berkshire Hathaway Inc.	NO.....	
							Tungaloy Hungary KftHUN.....	NIA.....	IMC International Metalworking Companies Inc.	Ownership.....	100.000	Berkshire Hathaway Inc.	NO.....	
							Tungaloy Iberica, S.L.ESP.....	NIA.....	IMC International Metalworking Companies Inc.	Ownership.....	51.000	Berkshire Hathaway Inc.	NO.....	
							Tungaloy India Private LimitedIND.....	NIA.....	IMC International Metalworking Companies Inc.	Ownership.....	66.980	Berkshire Hathaway Inc.	NO.....	
							Tungaloy India Private LimitedIND.....	NIA.....	Iscar Ltd.	Ownership.....	0.020	Berkshire Hathaway Inc.	NO.....	
							Tungaloy Italia S.r.l.ITA.....	NIA.....	IMC International Metalworking Companies Inc.	Ownership.....	51.000	Berkshire Hathaway Inc.	NO.....	
							Tungaloy Kesici Takimler Sanayi Ve Ticaret A.S.TUR.....	NIA.....	IMC International Metalworking Companies Inc.	Ownership.....	100.000	Berkshire Hathaway Inc.	NO.....	
							Tungaloy Korea Ltd.KOR.....	NIA.....	IMC International Metalworking Companies Inc.	Ownership.....	100.000	Berkshire Hathaway Inc.	NO.....	
							Tungaloy Malaysia SDN BHDMYS.....	NIA.....	Taegutec Tooling Systems Malaysia Sdn. Bhd.	Ownership.....	30.000	Berkshire Hathaway Inc.	NO.....	
							Tungaloy Malaysia SDN BHDMYS.....	NIA.....	Tungaloy Corporation	Ownership.....	40.000	Berkshire Hathaway Inc.	NO.....	
							Tungaloy Polska SP. z o.o.POL.....	NIA.....	IMC International Metalworking Companies Inc.	Ownership.....	100.000	Berkshire Hathaway Inc.	NO.....	
							Tungaloy Rezní Alati d.o.o.HRV.....	NIA.....	IMC International Metalworking Companies Inc.	Ownership.....	100.000	Berkshire Hathaway Inc.	NO.....	
							Tungaloy Rus LLCRUS.....	NIA.....	IMC International Metalworking Companies Inc.	Ownership.....	82.500	Berkshire Hathaway Inc.	NO.....	
							Tungaloy Scandinavia ABSWE.....	NIA.....	IMC International Metalworking Companies Inc.	Ownership.....	100.000	Berkshire Hathaway Inc.	NO.....	
							Tungaloy Taiwan CorporationTWN.....	NIA.....	Tungaloy Corporation	Ownership.....	49.000	Berkshire Hathaway Inc.	NO.....	
			36-3511418				Tungaloy-NTK America Inc.IL.....	NIA.....	ITTI Group USA Holdings, Inc.	Ownership.....	100.000	Berkshire Hathaway Inc.	NO.....	
							Tungaloy-NTK Cutting Tool (Thailand) Co., Ltd.THA.....	NIA.....	IMC International Metalworking Companies Inc.	Ownership.....	0.001	Berkshire Hathaway Inc.	NO.....	
							Tungaloy-NTK Cutting Tool (Thailand) Co., Ltd.THA.....	NIA.....	Tungaloy Corporation	Ownership.....	100.000	Berkshire Hathaway Inc.	NO.....	
							Tungaloy-NTK De Mexico S.A.MEX.....	NIA.....	Tungaloy Corporation	Ownership.....	2.000	Berkshire Hathaway Inc.	NO.....	
							Tungaloy-NTK De Mexico S.A.MEX.....	NIA.....	Tungaloy-NTK America Inc.	Ownership.....	98.000	Berkshire Hathaway Inc.	NO.....	
							Tungaloy-NTK do Brasil Comercio DE Ferramentas DE Corte LtdaBRA.....	NIA.....	IMC International Metalworking Companies Inc.	Ownership.....	99.996	Berkshire Hathaway Inc.	NO.....	
							Tungaloy-NTK do Brasil Comercio DE Ferramentas DE Corte LtdaBRA.....	NIA.....	Iscar Ltd.	Ownership.....	0.004	Berkshire Hathaway Inc.	NO.....	
							Tungaloy-NTK Germany GmbHDEU.....	NIA.....	Tungaloy Corporation	Ownership.....	100.000	Berkshire Hathaway Inc.	NO.....	
							Tungaloy-NTK UK LimitedGBR.....	NIA.....	IMC International Metalworking Companies Inc.	Ownership.....	100.000	Berkshire Hathaway Inc.	NO.....	
							Tungaloy-NTK Vietnam Limited Liability CompanyVNM.....	NIA.....	IMC International Metalworking Companies Inc.	Ownership.....	100.000	Berkshire Hathaway Inc.	NO.....	
			82-2875902				Twain HTC Fund XII, LLCIL.....	NIA.....	AHP Housing Fund 138, LLC	Ownership.....	1.000	Berkshire Hathaway Inc.	NO.....	
			35-2440995				Twin Oaks at Stone Ridge, L.P.MO.....	NIA.....	AHP Housing Fund 56, LLC	Ownership.....	98.990	Berkshire Hathaway Inc.	NO.....	
							Twing-M ALCBLR.....	NIA.....	IMC International Metalworking Companies Inc.	Ownership.....	51.000	Berkshire Hathaway Inc.	NO.....	

ANNUAL STATEMENT FOR THE YEAR 2024 OF THE General Re Life Corporation

SCHEDULE Y
PART 1A - DETAIL OF INSURANCE HOLDING COMPANY SYSTEM

1	2	3	4	5	6	7	8	9	10	11	12	13	14	15	16
Group Code	Group Name	NAIC Company Code	ID Number	Federal RSSD	CIK	Name of Securities Exchange if Publicly Traded (U.S. or International)	Names of Parent, Subsidiaries Or Affiliates	Domiciliary Location	Relationship to Reporting Entity	Directly Controlled by (Name of Entity/Person)	Type of Control (Ownership, Board, Management, Attorney-in-Fact, Influence, Other)	If Control is Ownership Provide Percentage	Ultimate Controlling Entity(ies)/Person(s)	Is an SCA Filing Required? (Yes/No)	*
			93-3283166				TX Airbase 2023, LTD	TX	NIA	AHP Housing Fund 363, LLC	Ownership	99.990	Berkshire Hathaway Inc.	NO	
			84-2589953				TX Heritage Huntsville 2019, LTD	TX	NIA	AHP Housing Fund 202, LLC	Ownership	99.990	Berkshire Hathaway Inc.	NO	
			47-1221512				TX Jumbo Road Wind, LLC	DE	NIA	Jumbo Road Holdings, LLC	Ownership	100.000	Berkshire Hathaway Inc.	NO	
			46-3635875				TX Kennedy Apartments, LTD	TX	NIA	AHP Housing Fund 61, LLC	Ownership	99.990	Berkshire Hathaway Inc.	NO	
			26-0076229				TX Referral Alliance, Inc.	TX	NIA	PHM Holdings, LLC	Ownership	100.000	Berkshire Hathaway Inc.	NO	
			40-0013300				TX Sherwood Oaks, LP	TX	NIA	AHP Housing Fund 263, LLC	Ownership	99.990	Berkshire Hathaway Inc.	NO	
			45-3751317				TXFM INC	TX	NIA	Nebraska Furniture Mart, Inc.	Ownership	100.000	Berkshire Hathaway Inc.	NO	
			86-0871569				TXVT LLC	DE	NIA	Berkshire Hathaway Automotive Inc.	Ownership	84.840	Berkshire Hathaway Inc.	NO	
			86-0871569				TXVT LLC	DE	NIA	BHA Minority Interest Holdco, Inc.	Ownership	5.000	Berkshire Hathaway Inc.	NO	
							IMC International Metalworking Companies	TX	NIA	IMC International Metalworking Companies	Ownership	70.000	Berkshire Hathaway Inc.	NO	
			95-4834036				U.O.P. S.P.A.	PA	NIA	Berkshire Hathaway Inc.	Ownership	100.000	Berkshire Hathaway Inc.	NO	
			23-2049904				U.S. Investment Corporation	PA	NIA	Berkshire Hathaway Inc.	Ownership	100.000	Berkshire Hathaway Inc.	NO	
0031	Berkshire Hathaway Group	35416	23-2049904				U.S. Underwriters Insurance Company	ND	IA	Mount Vernon Fire Insurance Company	Ownership	100.000	Berkshire Hathaway Inc.	NO	
			46-1750625				UCFS Australia Pty. Ltd.	AUS	NIA	Scott Fetzer Financial Group, Inc.	Ownership	100.000	Berkshire Hathaway Inc.	NO	
			46-1750625				UCFS Europe Company	DE	NIA	Scott Fetzer Financial Group, Inc.	Ownership	100.000	Berkshire Hathaway Inc.	NO	
							UCFS International Holding Company	DE	NIA	Scott Fetzer Financial Group, Inc.	Ownership	100.000	Berkshire Hathaway Inc.	NO	
							UCFS Italia SpA	ITA	NIA	Scott Fetzer Financial Group, Inc.	Ownership	100.000	Berkshire Hathaway Inc.	NO	
			45-5411572				UH Senior Partnership II, L.P.	GA	NIA	AHP Housing Fund 55, LLC	Ownership	98.980	Berkshire Hathaway Inc.	NO	
			45-5411572				UH Senior Partnership II, L.P.	GA	NIA	AHP State Housing Fund 3, LLC	Ownership	1.000	Berkshire Hathaway Inc.	NO	
			52-2166647				Unarco Industries LLC	DE	NIA	Thorco Industries LLC	Ownership	100.000	Berkshire Hathaway Inc.	NO	
			20-1292398				Unified Supply Chain, Inc.	MIN	NIA	International Dairy Queen, Inc.	Ownership	100.000	Berkshire Hathaway Inc.	NO	
			76-0422418				Uni-Form Components Co.	DE	NIA	Union Tank Car Company	Ownership	100.000	Berkshire Hathaway Inc.	NO	
			45-4167307				Union City Homes, LP	MO	NIA	AHP Housing Fund 45, LLC	Ownership	99.990	Berkshire Hathaway Inc.	NO	
			61-0909765				Union Sales, LLC	DE	NIA	Union Underwear Company, Inc.	Ownership	100.000	Berkshire Hathaway Inc.	NO	
			36-3104688				Union Tank Car Company	DE	NIA	Marmon Rail Group, Inc.	Ownership	100.000	Berkshire Hathaway Inc.	NO	
			61-1411269				Union Underwear Company, Inc.	DE	NIA	Fruit of the Loom, Inc.	Ownership	100.000	Berkshire Hathaway Inc.	NO	
							Uniqfill Air B.V.	NLD	NIA	Uniqfill International B.V.	Ownership	100.000	Berkshire Hathaway Inc.	NO	
							Uniqfill International B.V.	NLD	NIA	CTB Legacy Holding B.V.	Ownership	100.000	Berkshire Hathaway Inc.	NO	
			36-3076808				United Consumer Financial Services Company	DE	NIA	Scott Fetzer Financial Group, Inc.	Ownership	100.000	Berkshire Hathaway Inc.	NO	
							United Crane Hire Pty Ltd.	AUS	NIA	Sterling Crane (Australia) Pty Ltd	Ownership	100.000	Berkshire Hathaway Inc.	NO	
			34-1969425				United Direct Finance Inc.	DE	NIA	Scott Fetzer Financial Group, Inc.	Ownership	100.000	Berkshire Hathaway Inc.	NO	
			13-5458900				United States Aviation Underwriters, Inc.	NY	NIA	General Re Corporation	Ownership	100.000	Berkshire Hathaway Inc.	NO	
0031	Berkshire Hathaway Group	25895	23-1383313				United States Liability Insurance Company	NE	IA	U.S. Investment Corporation	Ownership	100.000	Berkshire Hathaway Inc.	NO	
			91-2031156				University Swaging Corporation LLC	DE	NIA	Metalcac Fasteners, Inc.	Ownership	100.000	Berkshire Hathaway Inc.	NO	
			61-1762611				Ursa Community Solar, LLC	DE	NIA	Geronimo Community Solar Gardens, LLC	Ownership	100.000	Berkshire Hathaway Inc.	NO	
			37-1784927				Ursa CSG1, LLC	DE	NIA	Geronimo Community Solar Gardens, LLC	Ownership	100.000	Berkshire Hathaway Inc.	NO	
			37-1784883				Ursa CSG2, LLC	DE	NIA	Geronimo Community Solar Gardens, LLC	Ownership	100.000	Berkshire Hathaway Inc.	NO	
			36-4811079				Ursa CSG3, LLC	DE	NIA	Geronimo Community Solar Gardens, LLC	Ownership	100.000	Berkshire Hathaway Inc.	NO	
			35-2534420				Ursa CSG4, LLC	DE	NIA	Geronimo Community Solar Gardens, LLC	Ownership	100.000	Berkshire Hathaway Inc.	NO	
			61-1763220				Ursa CSG5, LLC	DE	NIA	Geronimo Community Solar Gardens, LLC	Ownership	100.000	Berkshire Hathaway Inc.	NO	
							US Floors International UK Limited	GBR	NIA	US Floors International, BV	Ownership	100.000	Berkshire Hathaway Inc.	NO	
			36-4814273				US Floors International, BV	BEL	NIA	Shaw Industries Group, Inc.	Ownership	100.000	Berkshire Hathaway Inc.	NO	
			06-1093099				US Floors International, LLC	GA	NIA	Shaw Industries Group, Inc.	Ownership	100.000	Berkshire Hathaway Inc.	NO	
			20-1731226				UTC Railcar Repair Services LLC	DE	NIA	Union Tank Car Company	Ownership	100.000	Berkshire Hathaway Inc.	NO	
							UTLX Manufacturing LLC	DE	NIA	Union Tank Car Company	Ownership	100.000	Berkshire Hathaway Inc.	NO	
							UTLX Soporite Empresarial, S.A. De C.V.	MEX	NIA	Marmon Transportation Services LLC	Ownership	0.002	Berkshire Hathaway Inc.	NO	
							UTLX Soporite Empresarial, S.A. De C.V.	MEX	NIA	Union Tank Car Company	Ownership	99.998	Berkshire Hathaway Inc.	NO	
			86-0850810				V.T. Motors, LLC	DE	NIA	Berkshire Hathaway Automotive Inc.	Ownership	81.840	Berkshire Hathaway Inc.	NO	
			86-0850810				V.T. Motors, LLC	DE	NIA	BHA Minority Interest Holdco, Inc.	Ownership	3.000	Berkshire Hathaway Inc.	NO	

53.80

ANNUAL STATEMENT FOR THE YEAR 2024 OF THE General Re Life Corporation

SCHEDULE Y

PART 1A - DETAIL OF INSURANCE HOLDING COMPANY SYSTEM

1	2	3	4	5	6	7	8	9	10	11	12	13	14	15	16
Group Code	Group Name	NAIC Company Code	ID Number	Federal RSSD	CIK	Name of Securities Exchange if Publicly Traded (U.S. or International)	Names of Parent, Subsidiaries Or Affiliates	Domi-ciliary Location	Relation-ship to Reporting Entity	Directly Controlled by (Name of Entity/Person)	Type of Control (Ownership, Board, Management, Attorney-in-Fact, Influence, Other)	If Control is Ownership Provide Percentage	Ultimate Controlling Entity(ies)/Person(s)	Is an SCA Filing Re-quired? (Yes/No)	*
			23-2713768				V3 Insurance Agency Inc.	PA	NIA	National Indemnity Company	Ownership	100.000	Berkshire Hathaway Inc.	NO	
			82-2943407				Valle de Atrisco LLLP	NM	NIA	AHP Housing Fund 182, LLC	Ownership	99.990	Berkshire Hathaway Inc.	NO	
			44-0617358				Van Chevrolet-Cadillac, LLC	DE	NIA	Berkshire Hathaway Automotive Inc.	Ownership	99.840	Berkshire Hathaway Inc.	NO	
			48-0591795				Van Enterprises, Inc.	MO	NIA	VT Insurance Acquisition Sub Inc.	Ownership	100.000	Berkshire Hathaway Inc.	NO	
			20-4536566				Van Hyundai II, LLC	DE	NIA	Berkshire Hathaway Automotive Inc.	Ownership	89.840	Berkshire Hathaway Inc.	NO	
			62-1856637				Vanderbilt ABS Corp.	DE	NIA	CMH Services, Inc.	Ownership	100.000	Berkshire Hathaway Inc.	NO	
			62-0997810				Vanderbilt Mortgage and Finance, Inc.	TN	NIA	CMH Services, Inc.	Ownership	100.000	Berkshire Hathaway Inc.	NO	
			98-0124408				Vanderbilt Property and Casualty Insurance Co., LTD	VGB	NIA	CMH Capital, Inc.	Ownership	100.000	Berkshire Hathaway Inc.	NO	
			75-3024222				Vandergriff Automotive II LLC	DE	NIA	Berkshire Hathaway Automotive Inc.	Ownership	84.840	Berkshire Hathaway Inc.	NO	
			75-2827256				Vandergriff Chevrolet II, LLC	DE	NIA	Berkshire Hathaway Automotive Inc.	Ownership	84.840	Berkshire Hathaway Inc.	NO	
			75-2827256				Vandergriff Chevrolet II, LLC	DE	NIA	BHA Minority Interest Holdco, Inc.	Ownership	0.000	Berkshire Hathaway Inc.	NO	
			20-3854307				Vandergriff Hyundai II, LLC	DE	NIA	Berkshire Hathaway Automotive Inc.	Ownership	84.840	Berkshire Hathaway Inc.	NO	
			20-3854307				Vandergriff Hyundai II, LLC	DE	NIA	BHA Minority Interest Holdco, Inc.	Ownership	5.000	Berkshire Hathaway Inc.	NO	
			56-2222613				Vanity Fair Brands, LP	DE	NIA	Magnolia Ventures LLC	Ownership	99.000	Berkshire Hathaway Inc.	NO	
			56-2222613				Vanity Fair Brands, LP	DE	NIA	Union Underwear Company, Inc.	Ownership	1.000	Berkshire Hathaway Inc.	NO	
			51-0348608				Vanity Fair Inc.	DE	NIA	Vanity Fair Brands, LP	Ownership	100.000	Berkshire Hathaway Inc.	NO	
			47-2207326				Vantage Reinsurance, LLC	NV	IA	Van Enterprises, Inc.	Ownership	100.000	Berkshire Hathaway Inc.	NO	
			37-1791123				Vega Community Solar Gardens, LLC	MN	NIA	Geronimo Community Solar Gardens Holding Company, LLC	Ownership	100.000	Berkshire Hathaway Inc.	NO	
			47-5184072				Vega CSG1, LLC	MN	NIA	Vega Community Solar Gardens, LLC	Ownership	100.000	Berkshire Hathaway Inc.	NO	
			47-5196290				Vega CSG2, LLC	MN	NIA	Vega Community Solar Gardens, LLC	Ownership	100.000	Berkshire Hathaway Inc.	NO	
			47-5203160				Vega CSG3, LLC	MN	NIA	Vega Community Solar Gardens, LLC	Ownership	100.000	Berkshire Hathaway Inc.	NO	
			47-5221938				Vega CSG4, LLC	MN	NIA	Vega Community Solar Gardens, LLC	Ownership	100.000	Berkshire Hathaway Inc.	NO	
			47-5233828				Vega CSG5, LLC	MN	NIA	Vega Community Solar Gardens, LLC	Ownership	100.000	Berkshire Hathaway Inc.	NO	
							Vehicle Lease and Service Limited	GBR	NIA	Northern Electric plc.	Ownership	50.000	Berkshire Hathaway Inc.	NO	
							Verdisto Logistics, LLC	NM	NIA	McLane Company, Inc.	Ownership	100.000	Berkshire Hathaway Inc.	NO	
			47-4445441				Verona Estates, LP	MS	NIA	AHP Housing Fund 116, LLC	Ownership	99.990	Berkshire Hathaway Inc.	NO	
			04-3727863				Vertis Insurance Group, Inc.	FL	NIA	Priority One Financial Services, Inc.	Ownership	100.000	Berkshire Hathaway Inc.	NO	
			26-0557408				Vesta Intermediate Funding, Inc.	DE	NIA	Lubrizon Life Science, Inc.	Ownership	100.000	Berkshire Hathaway Inc.	NO	
							VF-Diltex, S. de R.L. de C.V.	MEX	NIA	VFI-Mexico, Inc.	Ownership	51.000	Berkshire Hathaway Inc.	NO	
			20-1195996				VFI de Honduras, S.A.	HND	NIA	Vanity Fair Brands, LP	Ownership	100.000	Berkshire Hathaway Inc.	NO	
			46-4755034				VFI-Mexico, Inc.	DE	NIA	Vanity Fair Brands, LP	Ownership	100.000	Berkshire Hathaway Inc.	NO	
			93-4581992				Vgas 1 Dcatur LLC	NV	NIA	AHP Housing Fund 85, LLC	Ownership	99.990	Berkshire Hathaway Inc.	NO	
			47-5351565				Vicksburg Affordable LP	OK	NIA	AHP Housing Fund 372, LLC	Ownership	99.990	Berkshire Hathaway Inc.	NO	
			75-2850046				Village at Avalon Apartments LLLP	NM	NIA	AHP Housing Fund 120, LLC	Ownership	99.990	Berkshire Hathaway Inc.	NO	
			05-0604842				Visilinx, Inc.	DE	NIA	McLane Company, Inc.	Ownership	100.000	Berkshire Hathaway Inc.	NO	
							Vision Retailing Inc.	NH	NIA	BH Shoe Holdings, Inc.	Ownership	100.000	Berkshire Hathaway Inc.	NO	
							VLS Limited	GBR	NIA	Vehicle Lease and Service Limited	Ownership	100.000	Berkshire Hathaway Inc.	NO	
			20-5651029				VODVT Motors LLC	DE	NIA	Berkshire Hathaway Automotive Inc.	Ownership	74.840	Berkshire Hathaway Inc.	NO	
			84-2565352				Volantes, LLC	DE	NIA	Sequoia Aviation Corporation	Ownership	100.000	Berkshire Hathaway Inc.	NO	
							Volito Group B.V.	NLD	NIA	Chore-Time Europe B.V.	Ownership	100.000	Berkshire Hathaway Inc.	NO	
			45-5146534				VOP Motors, LLC	DE	NIA	Berkshire Hathaway Automotive Inc.	Ownership	96.840	Berkshire Hathaway Inc.	NO	
			45-5146534				VOP Motors, LLC	DE	NIA	BHA Minority Interest Holdco, Inc.	Ownership	3.000	Berkshire Hathaway Inc.	NO	
			93-2516814				VRA Holdings, LLC	NE	NIA	Nebraska Furniture Mart, Inc.	Ownership	100.000	Berkshire Hathaway Inc.	NO	
			47-2138469				VT Insurance Acquisition Sub Inc.	DE	NIA	National Indemnity Company	Ownership	100.000	Berkshire Hathaway Inc.	NO	
			95-2636765				Vulcan Power Company	NV	NIA	Magma Power Company	Ownership	100.000	Berkshire Hathaway Inc.	NO	
			95-3992087				Vulcan/BN Geothermal Power Company	NV	NIA	Magma Power Company	Ownership	100.000	Berkshire Hathaway Inc.	NO	
			82-1608695				W&W Engineering Private, Ltd. India	IND	NIA	W&W Steel Company	Ownership	1.000	Berkshire Hathaway Inc.	NO	

ANNUAL STATEMENT FOR THE YEAR 2024 OF THE General Re Life Corporation

SCHEDULE Y
PART 1A - DETAIL OF INSURANCE HOLDING COMPANY SYSTEM

1	2	3	4	5	6	7	8	9	10	11	12	13	14	15	16
Group Code	Group Name	NAIC Company Code	ID Number	Federal RSSD	CIK	Name of Securities Exchange if Publicly Traded (U.S. or International)	Names of Parent, Subsidiaries Or Affiliates	Domiciliary Location	Relationship to Reporting Entity	Directly Controlled by (Name of Entity/Person)	Type of Control (Ownership, Board, Management, Attorney-in-Fact, Influence, Other)	If Control is Ownership Provide Percentage	Ultimate Controlling Entity(ies)/Person(s)	Is an SCA Filing Required? (Yes/No)	*
			82-1608695				W&W Engineering Private, Ltd. India	IND	NIA	WWEPL Holdings Corp.	Ownership	99.000	Berkshire Hathaway Inc.	NO	
			73-0550968				W&W Steel Company	OK	NIA	WWEPL Holdings Corp.	Ownership	100.000	Berkshire Hathaway Inc.	NO	
			27-0915339				W&W Steel Erectors, LLC	DE	NIA	WWS Holdings, LLC	Ownership	100.000	Berkshire Hathaway Inc.	NO	
			35-2530653				W&W-AFCO Steel LLC	DE	NIA	WWS Holdings, LLC	Ownership	100.000	Berkshire Hathaway Inc.	NO	
			26-3310436				Wahoo Title, LLC	NE	NIA	Capitol Title Company	Ownership	51.000	Berkshire Hathaway Inc.	NO	
			20-4458668				Wailuku Holding Company, LLC	DE	NIA	Wailuku Investment, LLC	Ownership	100.000	Berkshire Hathaway Inc.	NO	
			45-4891379				Wailuku Investment, LLC	SD	NIA	BHE Hydro, LLC	Ownership	100.000	Berkshire Hathaway Inc.	NO	
			52-1754375				Wailuku River Hydroelectric Limited Partnership	HI	NIA	S.W. Hydro, Inc.	Ownership	2.000	Berkshire Hathaway Inc.	NO	
			52-1754375				Wailuku River Hydroelectric Limited Partnership	HI	NIA	Wailuku River Hydroelectric Power Company, Inc.	Ownership	98.000	Berkshire Hathaway Inc.	NO	
			52-1678231				Walden s Machine, LLC	HI	NIA	Wailuku Holding Company, LLC	Ownership	100.000	Berkshire Hathaway Inc.	NO	
			73-1108292				Walnut Ridge Wind, LLC	OK	NIA	Primus International LLC	Ownership	100.000	Berkshire Hathaway Inc.	NO	
			56-2580746				Watermark Realty Referral, Inc.	DE	NIA	WRW Holding, LLC	Ownership	100.000	Berkshire Hathaway Inc.	NO	
			59-3227694				Watermark Realty, Inc.	FL	NIA	HomeServices of Florida, Inc.	Ownership	100.000	Berkshire Hathaway Inc.	NO	
			65-0619884				Watershed Geosynthetics, LLC	DE	NIA	HomeServices of Florida, Inc.	Ownership	100.000	Berkshire Hathaway Inc.	NO	
			27-0736307				Watershed Hickory Ridge, LLC	GA	NIA	Shaw Watershed Holdings, LLC	Ownership	70.000	Berkshire Hathaway Inc.	NO	
			99-4683526				Waterstone Tax Credit Fund I LLC	GA	NIA	Watershed Geosynthetics, LLC	Ownership	100.000	Berkshire Hathaway Inc.	NO	
			81-0976250				Wayne / Scott Fetzer Company	OH	NIA	AHP Housing Fund 124, LLC	Ownership	99.990	Berkshire Hathaway Inc.	NO	
			47-0691267				Wayne Combustion Systems, Inc.	DE	NIA	BHSF, Inc.	Ownership	100.000	Berkshire Hathaway Inc.	NO	
			92-3514008				WC-GMC, Limited Partnership	DE	NIA	BHSF, Inc.	Ownership	100.000	Berkshire Hathaway Inc.	NO	
			45-5369890				Weatheravane Referral Network, Inc.	OK	NIA	AHP Housing Fund 11, LLC	Ownership	99.990	Berkshire Hathaway Inc.	NO	
			26-4473545				Webb Wheel Products, Inc.	NY	NIA	HomeServices of New York, LLC	Ownership	100.000	Berkshire Hathaway Inc.	NO	
			36-3739982				Webb Wheel Products, Inc.	DE	NIA	Marmon Highway Technologies LLC	Ownership	80.000	Berkshire Hathaway Inc.	NO	
			36-3739982				Wellfleet Benefits, LLC	DE	NIA	Worldwide Containers, Inc.	Ownership	20.000	Berkshire Hathaway Inc.	NO	
			20-2934197				Wellfleet Group, LLC	MA	NIA	The Medical Protective Company	Ownership	100.000	Berkshire Hathaway Inc.	NO	
			04-3187843				Wellfleet Insurance Company	IN	IA	MedPro Group Inc	Ownership	100.000	Berkshire Hathaway Inc.	NO	
0031	Berkshire Hathaway Group	32280	95-4077789				Wellfleet New York Insurance Company	NY	IA	MedPro Group Inc	Ownership	100.000	Berkshire Hathaway Inc.	NO	
0031	Berkshire Hathaway Group	20931	13-2668999				Wells Lamont Industry Group LLC	DE	NIA	Marmon Engineered Components Company	Ownership	100.000	Berkshire Hathaway Inc.	NO	
			36-3454715				Wells Lamont LLC	DE	NIA	Marmon Retail Products, Inc.	Ownership	100.000	Berkshire Hathaway Inc.	NO	
			36-4264748				Wertsam Technology, S.L	ESP	NIA	IMC International Metalworking Companies Inc.	Ownership	50.000	Berkshire Hathaway Inc.	NO	
			33-2200829				West PowerGrid Limited	GBR	NIA	Northern Electric plc.	Ownership	100.000	Berkshire Hathaway Inc.	NO	
			82-0613859				West Virginia Land Holdings, LLC	DE	NIA	BHE IW Holdings, LLC	Ownership	100.000	Berkshire Hathaway Inc.	NO	
			81-5476902				Westchester Village East Limited Dividend Housing Association LP	MI	NIA	AHP Housing Fund 176, LLC	Ownership	99.990	Berkshire Hathaway Inc.	NO	
			47-0691262				Westchester Village North Limited Dividend Housing Association LP	MI	NIA	AHP Housing Fund 177, LLC	Ownership	99.990	Berkshire Hathaway Inc.	NO	
			98-0139711				Western / Scott Fetzer Company	DE	NIA	BHSF, Inc.	Ownership	100.000	Berkshire Hathaway Inc.	NO	
			98-0139711				Western Aerospace Limited	AUS	NIA	Wyman-Gordon Company	Ownership	100.000	Berkshire Hathaway Inc.	NO	
			81-0215653				Western Australian Specialty Alloys Pty. Ltd.	AUS	NIA	Western Aerospace Limited	Ownership	7.200	Berkshire Hathaway Inc.	NO	
			85-2141841				Western Australian Specialty Alloys Pty. Ltd.	AUS	NIA	Wyman-Gordon Company	Ownership	92.800	Berkshire Hathaway Inc.	NO	
			53-0183669				Western Builders Supply, Inc.	MT	NIA	Pan American Screw LLC	Ownership	100.000	Berkshire Hathaway Inc.	NO	
							Western Capital Group, LLC	NV	NIA	Berkshire Hathaway Energy Company	Ownership	100.000	Berkshire Hathaway Inc.	NO	
							Western Fruit Express Company	DE	NIA	BNSF Railway Company	Ownership	100.000	Berkshire Hathaway Inc.	NO	

53.82

ANNUAL STATEMENT FOR THE YEAR 2024 OF THE General Re Life Corporation

SCHEDULE Y

PART 1A - DETAIL OF INSURANCE HOLDING COMPANY SYSTEM

1	2	3	4	5	6	7	8	9	10	11	12	13	14	15	16
Group Code	Group Name	NAIC Company Code	ID Number	Federal RSSD	CIK	Name of Securities Exchange if Publicly Traded (U.S. or International)	Names of Parent, Subsidiaries Or Affiliates	Domi-ciliary Location	Relation-ship to Reporting Entity	Directly Controlled by (Name of Entity/Person)	Type of Control (Ownership, Board, Management, Attorney-in-Fact, Influence, Other)	If Control is Ownership Provide Percentage	Ultimate Controlling Entity(ies)/Person(s)	Is an SCA Filing Re-quired? (Yes/No)	*
							Western PowerGrid Limited	.GBR	NIA	Northern Electric plc.	Ownership	100.000	Berkshire Hathaway Inc.	NO	
0031	Berkshire Hathaway Group	11981	46-0710685				Westgate Senior Limited Dividend Housing Association, LLC	.MI	NIA	AHP Housing Fund 28, LLC	Ownership	99.990	Berkshire Hathaway Inc.	NO	
			06-1678760				WestGUARD Insurance Company	.NE	IA	National Indemnity Company	Ownership	100.000	Berkshire Hathaway Inc.	NO	
			36-4843711				Westover Senior P3, LP	.TX	NIA	AHP Housing Fund 146, LLC	Ownership	99.980	Berkshire Hathaway Inc.	NO	
			46-3081897				W-G GMC LP	.OK	NIA	AHP Housing Fund 98, LLC	Ownership	99.990	Berkshire Hathaway Inc.	NO	
							WGC Crane Group Pty Limited	.AUS	NIA	Marmon Crane (Australia) Pty Ltd	Ownership	100.000	Berkshire Hathaway Inc.	NO	
			13-5484760				Whittaker Clark & Daniels, Inc.	.NJ	NIA	Soco West, Inc.	Ownership	100.000	Berkshire Hathaway Inc.	NO	
			48-6003755				Wichita Terminal Association (WTA)	.KS	NIA	BNSF Railway Company	Ownership	50.000	Berkshire Hathaway Inc.	NO	
			98-1356068				Wicked Cool (HK) Limited	.HKG	NIA	Jaz Toys HK Limited	Ownership	100.000	Berkshire Hathaway Inc.	NO	
			81-5112846				Wicked Cool Toys Holdings, LLC	.DE	NIA	Jazwares, LLC	Ownership	100.000	Berkshire Hathaway Inc.	NO	
			90-0859574				Wicked Cool Toys, LLC	.DE	NIA	Wicked Cool Toys Holdings, LLC	Ownership	100.000	Berkshire Hathaway Inc.	NO	
			36-4128481				Wilbert Funeral Services, Inc.	.KS	NIA	Marmon Holdings, Inc.	Ownership	100.000	Berkshire Hathaway Inc.	NO	
			36-1178800				Wilbert, Inc.	.NC	NIA	Piedmont Manufacturing Group, LLC	Ownership	100.000	Berkshire Hathaway Inc.	NO	
							Wilhelm Schulz GmbH	.DEU	NIA	PCC Germany Holdings GmbH	Ownership	100.000	Berkshire Hathaway Inc.	NO	
			92-2591994				Willow Oaks, LP	.MS	NIA	AHP Housing Fund 362, LLC	Ownership	99.990	Berkshire Hathaway Inc.	NO	
			81-2977544				Willow Park Group, LP	.MS	NIA	AHP Housing Fund 165, LLC	Ownership	99.990	Berkshire Hathaway Inc.	NO	
			93-3435697				Willow Partners LLC	.IN	NIA	Clayton Properties Group, Inc.	Ownership	50.000	Berkshire Hathaway Inc.	NO	
			20-5753188				Wimbledon Properties, LLC	.TN	NIA	Clayton Properties Group, Inc.	Ownership	100.000	Berkshire Hathaway Inc.	NO	
			39-1892725				Wisconsin River Title Consultants LLC	.WI	NIA	HSW Affiliates Holding, LLC	Ownership	50.000	Berkshire Hathaway Inc.	NO	
			86-2481611				WittDev LLC	.DE	NIA	Burlington Northern Santa Fe, LLC	Ownership	100.000	Berkshire Hathaway Inc.	NO	
							Woodbury Oakwood Urban Renewal Preservation, LP	.NJ	NIA	Centerline AHP Housing LLC	Ownership	99.990	Berkshire Hathaway Inc.	NO	
			45-3478219				Woodcrest Partners, LP	.MS	NIA	AHP Housing Fund 376, LLC	Ownership	99.990	Berkshire Hathaway Inc.	NO	
			93-1569281				Woodland Housing LLLP	.MN	NIA	AHP Housing Fund 60, LLC	Ownership	99.990	Berkshire Hathaway Inc.	NO	
			46-1516982				Woodlawn Partners, LP	.MS	NIA	AHP Housing Fund 174, LLC	Ownership	99.990	Berkshire Hathaway Inc.	NO	
			81-3781645				Workflow LLC	.NC	NIA	Marmon Engineered Components Company	Ownership	100.000	Berkshire Hathaway Inc.	NO	
			56-1717365				World Book / Scott Fetzer Company	.NE	NIA	BHSF, Inc.	Ownership	100.000	Berkshire Hathaway Inc.	NO	
			47-0691153				World Book Encyclopedia, Inc.	.DE	NIA	World Book, Inc.	Ownership	100.000	Berkshire Hathaway Inc.	NO	
			36-2605037				World Book India Private Limited	.IND	NIA	World Book Encyclopedia, Inc.	Ownership	0.002	Berkshire Hathaway Inc.	NO	
							World Book India Private Limited	.IND	NIA	World Book, Inc.	Ownership	99.998	Berkshire Hathaway Inc.	NO	
			36-2364281				World Book, Inc.	.DE	NIA	World Book / Scott Fetzer Company	Ownership	100.000	Berkshire Hathaway Inc.	NO	
			36-4284551				Worldwide Containers, Inc.	.DE	NIA	Marmon Transportation Services LLC	Ownership	100.000	Berkshire Hathaway Inc.	NO	
			45-5378535				WP-GMC, Limited Partnership	.OK	NIA	AHP Housing Fund 12, LLC	Ownership	99.990	Berkshire Hathaway Inc.	NO	
			46-3525022				WPHS Venture Partners, LLC	.DE	NIA	AHP Housing Fund 94, LLC	Ownership	99.000	Berkshire Hathaway Inc.	NO	
			32-0551209				WPLG, Inc.	.DE	NIA	BH Holding LLC	Ownership	100.000	Berkshire Hathaway Inc.	NO	
			99-1962693				WRW Holding, LLC	.DE	NIA	BHE Wind, LLC	Ownership	100.000	Berkshire Hathaway Inc.	NO	
			82-1608695				WWEPL Holdings Corp.	.DE	NIA	WWSO Holdings, LLC	Ownership	100.000	Berkshire Hathaway Inc.	NO	
			20-1535505				WWSO Holdings, LLC	.DE	NIA	Alleghany Capital Corporation	Ownership	87.510	Berkshire Hathaway Inc.	NO	
			04-1992780				Wyman-Gordon Company	.MA	NIA	Precision Castparts Corp.	Ownership	100.000	Berkshire Hathaway Inc.	NO	
			98-0227054				Wyman-Gordon de Mexico, S. de R.L. de C.V.	.MEX	NIA	Wyman-Gordon Company	Ownership	100.000	Berkshire Hathaway Inc.	NO	
			04-3541052				Wyman-Gordon Forgings (Cleveland), Inc.	.OH	NIA	Precision Castparts Corp.	Ownership	100.000	Berkshire Hathaway Inc.	NO	
			76-0203655				Wyman-Gordon Forgings, Inc.	.DE	NIA	Wyman-Gordon Company	Ownership	100.000	Berkshire Hathaway Inc.	NO	
			22-3044511				Wyman-Gordon Investment Castings, Inc.	.DE	NIA	Wyman-Gordon Company	Ownership	100.000	Berkshire Hathaway Inc.	NO	
			52-2005557				Wyman-Gordon Limited	.GBR	NIA	Wyman-Gordon Forgings, Inc.	Ownership	100.000	Berkshire Hathaway Inc.	NO	
							Wyman-Gordon Monterrey, S. de R.L. de C.V.	.MEX	NIA	PCC Airfoils S.A. de C.V.	Ownership	0.010	Berkshire Hathaway Inc.	NO	
							Wyman-Gordon Monterrey, S. de R.L. de C.V.	.MEX	NIA	Wyman-Gordon Company	Ownership	99.990	Berkshire Hathaway Inc.	NO	
			45-2425501				Wyman-Gordon Pennsylvania, LLC	.OR	NIA	Precision Castparts Corp.	Ownership	100.000	Berkshire Hathaway Inc.	NO	

53.83

ANNUAL STATEMENT FOR THE YEAR 2024 OF THE General Re Life Corporation

SCHEDULE Y
PART 1A - DETAIL OF INSURANCE HOLDING COMPANY SYSTEM

1	2	3	4	5	6	7	8	9	10	11	12	13	14	15	16
Group Code	Group Name	NAIC Company Code	ID Number	Federal RSSD	CIK	Name of Securities Exchange if Publicly Traded (U.S. or International)	Names of Parent, Subsidiaries Or Affiliates	Domi-ciliary Location	Relation-ship to Reporting Entity	Directly Controlled by (Name of Entity/Person)	Type of Control (Ownership, Board, Management, Attorney-in-Fact, Influence, Other)	If Control is Ownership Provide Percentage	Ultimate Controlling Entity(ies)/Person(s)	Is an SCA Filing Re-quired? (Yes/No)	*
			88-3677017				Xelix Distribution, Inc.	TX	NIA	McLane Company, Inc.	Ownership	100.000	Berkshire Hathaway Inc.	NO	
			04-2459036				Xiamen Honglu Tungsten-Molybdenum Industry Co., Ltd.	CHN	NIA	Taegutec Ltd.	Ownership	26.052	Berkshire Hathaway Inc.	NO	
			20-2052863				X-L-CO., Inc.	DE	NIA	XTRA LLC	Ownership	100.000	Berkshire Hathaway Inc.	NO	
			06-0954158				XTRA Companies, Inc.	DE	NIA	XTRA Corporation	Ownership	100.000	Berkshire Hathaway Inc.	NO	
			20-8648239				XTRA Corporation	DE	NIA	Berkshire Hathaway Inc.	Ownership	100.000	Berkshire Hathaway Inc.	NO	
			43-1690171				XTRA Finance Corporation	DE	NIA	XTRA Corporation	Ownership	100.000	Berkshire Hathaway Inc.	NO	
			22-1863406				XTRA Intermodal, Inc.	DE	NIA	XTRA LLC	Ownership	100.000	Berkshire Hathaway Inc.	NO	
			01-0346274				XTRA Lease LLC	DE	NIA	XTRA LLC	Ownership	100.000	Berkshire Hathaway Inc.	NO	
			83-2844370				XTRA LLC	ME	NIA	XTRA Companies, Inc.	Ownership	100.000	Berkshire Hathaway Inc.	NO	
							Y Lofts, LP	KS	NIA	AHP Housing Fund 215, LLC	Ownership	98.990	Berkshire Hathaway Inc.	NO	
							Yan Agro logic (1988) Ltd	ISR	NIA	C.T.B Israel Holdings Ltd.	Ownership	100.000	Berkshire Hathaway Inc.	NO	
							YEDL Limited	GBR	NIA	Yorkshire Electricity Group plc.	Ownership	100.000	Berkshire Hathaway Inc.	NO	
							YG-1 Co., Ltd.	KOR	NIA	IMC Benelux B.V.	Ownership	16.080	Berkshire Hathaway Inc.	NO	
							Yorkshire Electricity Distribution Limited	GBR	NIA	Northern Electric plc.	Ownership	100.000	Berkshire Hathaway Inc.	NO	
							Yorkshire Electricity Group plc.	GBR	NIA	Yorkshire Power Group Limited	Ownership	100.000	Berkshire Hathaway Inc.	NO	
							Yorkshire Power Finance Limited	CYM	NIA	Yorkshire Electricity Group plc.	Ownership	1.000	Berkshire Hathaway Inc.	NO	
							Yorkshire Power Finance Limited	CYM	NIA	Yorkshire Power Group Limited	Ownership	99.000	Berkshire Hathaway Inc.	NO	
							Yorkshire Power Group Limited	GBR	NIA	Northern Powergrid Holdings Company	Ownership	5.250	Berkshire Hathaway Inc.	NO	
							Yorkshire Power Group Limited	GBR	NIA	Northern Powergrid UK Holdings	Ownership	94.750	Berkshire Hathaway Inc.	NO	
							Yorkshire PowerGrid Limited	GBR	NIA	Northern Electric plc.	Ownership	100.000	Berkshire Hathaway Inc.	NO	
			87-0484750				Yuma Cogeneration Associates	UT	NIA	CalEnergy YCA Partner 2, LLC	Ownership	50.000	Berkshire Hathaway Inc.	NO	
			87-0484750				Yuma Cogeneration Associates	UT	NIA	California Energy Yuma Corporation	Ownership	50.000	Berkshire Hathaway Inc.	NO	
			84-2599243				Z Global Logistics, LLC	DE	NIA	Alleghany Capital Corporation	Ownership	100.000	Berkshire Hathaway Inc.	NO	
			82-3784847				Zag Toys Holdings, LLC	DE	NIA	Alleghany Capital Corporation	Ownership	100.000	Berkshire Hathaway Inc.	NO	
			82-3787181				Zag Toys, LLC	DE	NIA	Jazwares, LLC	Ownership	25.000	Berkshire Hathaway Inc.	NO	
			82-3787181				Zag Toys, LLC	DE	NIA	Zag Toys Holdings, LLC	Ownership	75.000	Berkshire Hathaway Inc.	NO	
			05-0547499				Zak Products II, LLC	DE	NIA	Berkshire Hathaway Automotive Inc.	Ownership	84.840	Berkshire Hathaway Inc.	NO	
			05-0547499				Zak Products II, LLC	DE	NIA	BHA Minority Interest Holdco, Inc.	Ownership	15.000	Berkshire Hathaway Inc.	NO	
							Zephyr Rail Equipment Private Ltd.	IND	NIA	Amarillo Gear (Singapore) Pte Ltd.	Ownership	51.000	Berkshire Hathaway Inc.	NO	
							Zephyr Rail Equipment Private Ltd.	IND	NIA	Filtrex Technologies Private Limited	Ownership	49.000	Berkshire Hathaway Inc.	NO	
							Zephyr SpA	ITA	NIA	Marmon Energy Italia S.r.l.	Ownership	100.000	Berkshire Hathaway Inc.	NO	
							Zhejiang Songde NC-Tools Co., Ltd.	CHN	NIA	IMC International Metalworking Companies Inc.	Ownership	19.000	Berkshire Hathaway Inc.	NO	
							Zickgraf Hardwood Flooring Company, LLC	NC	NIA	Shaw Industries Group, Inc.	Ownership	100.000	Berkshire Hathaway Inc.	NO	

Asterisk	Explanation
----------	-------------

53.84

ANNUAL STATEMENT FOR THE YEAR 2024 OF THE General Re Life Corporation

SCHEDULE Y

PART 2 - SUMMARY OF INSURER'S TRANSACTIONS WITH ANY AFFILIATES

1	2	3	4	5	6	7	8	9	10	11	12	13
NAIC Company Code	ID Number	Names of Insurers and Parent, Subsidiaries or Affiliates	Shareholder Dividends	Capital Contributions	Purchases, Sales or Exchanges of Loans, Securities, Real Estate, Mortgage Loans or Other Investments	Income/ (Disbursements) Incurred in Connection with Guarantees or Undertakings for the Benefit of any Affiliate(s)	Management Agreements and Service Contracts	Income/ (Disbursements) Incurred Under Reinsurance Agreements	*	Any Other Material Activity Not in the Ordinary Course of the Insurer's Business	Totals	Reinsurance Recoverable/ (Payable) on Losses and/or Reserve Credit Taken/(Liability)
00000	35-2652105	AHP Housing Fund 220, LLC	(2,223)	0	0	0	0	0		0	(2,223)	0
00000	85-0678113	AHP Housing Fund 261, LLC	(314,876)	0	0	0	0	0		0	(314,876)	0
00000	85-0756678	AHP Housing Fund 267, LLC	(777,972)	0	0	0	0	0		0	(777,972)	0
12640	20-5101850	Alleghany Reinsurance Company	0	0	0	0	0	0		0	0	(3,201,350)
42390	23-2240321	AmGUARD Insurance Company	0	56,531,745	0	0	0	0	*	0	56,531,745	1,066,952,852
13795	27-2949746	AttPro RRG Reciprocal Risk Retention Group	0	0	0	0	0	0		0	0	19,061,565
16495	83-1551360	AZGUARD Insurance Company	0	504,695,512	0	0	0	0	*	0	504,695,512	121,022,150
13070	26-1599479	Berkshire Hathaway Assurance Corporation	(700,000,000)	0	0	0	0	0		0	(700,000,000)	475,000
10391	51-0400307	Berkshire Hathaway Direct Insurance Company	0	0	0	0	0	0		0	0	1,042,845,809
00000	AA-1780051	Berkshire Hathaway European Ins Designated Activity Company	0	0	0	0	0	0		0	0	2,140,801,624
20044	47-0529945	Berkshire Hathaway Homestate Insurance Company	0	0	0	0	0	0		0	0	(122,316,448)
00000	47-0813844	Berkshire Hathaway Inc.	55,100,000,000	0	0	0	0	0		0	55,100,000,000	0
00000	98-0413928	Berkshire Hathaway International Insurance Limited	0	0	0	0	0	0		0	0	1,895,938,762
62345	47-0766667	Berkshire Hathaway Life Insurance Company of Nebraska	0	177,946,630	0	0	0	0		0	177,946,630	8,186,812,160
22276	63-0202590	Berkshire Hathaway Specialty Insurance Company	0	0	0	0	0	0		0	0	4,484,931,471
14939	90-0914085	BHG Life Insurance Company	0	0	0	0	0	0		0	0	(10,047,230,522)
11014	39-1981312	BHHC Special Risks Insurance Company	0	0	0	0	0	0		0	0	4,176,229
00000	37-1838540	BIFCO, LLC	0	950,000	0	0	0	0		0	950,000	0
00000	52-0913637	Boat America Corporation	4,100,526	(4,100,526)	0	0	0	0		0	0	0
00000	52-2060649	British Insurance Company of Cayman	(74,105,804)	0	0	0	0	0		0	(74,105,804)	0
00000	98-0373231	Burlington Northern Santa Fe Insurance Company, Ltd.	0	0	0	0	0	0		0	0	5,999,551
00000	23-2810550	C & R Insurance Services, Inc.	0	795,202	0	0	0	0		0	795,202	0
00000	AA-8230011	Calpe Insurance Company Limited	0	0	0	0	0	0		0	0	91,661,639
10472	39-0971527	Capitol Indemnity Corporation	0	0	0	0	0	0	*	0	0	90,234,119
10328	39-0988659	Capitol Specialty Insurance Corporation	0	0	0	0	0	0	*	0	0	468,721,415
34274	47-0591908	Central States Indemnity Co. of Omaha	0	0	0	0	0	0		0	0	1,590,918
27812	47-0530077	Columbia Insurance Company	(17,968,894,196)	(950,000)	0	0	0	0		0	(17,969,844,196)	(3,211,169,924)
35939	84-0769120	Continental Divide Insurance Company	0	0	0	0	0	0		0	0	73,820,110
13027	26-1168626	Covington Specialty Insurance Company	0	0	0	0	0	0		0	0	454,963,658
82880	86-0287520	CSI Life Insurance Company	0	0	0	0	0	0		0	0	5,398,301
10855	95-6042929	Cypress Insurance Company	0	0	0	0	0	0		0	0	84,211,579
00000	43-2094256	Douglas Building, LLC	(3,406,248)	0	0	0	0	0		0	(3,406,248)	0
14702	01-0125870	EastGUARD Insurance Company	0	7,845,689	0	0	0	0	*	0	7,845,689	261,355,336
00000	00-0000000	El Sol Del Paraguay S.A.	0	0	0	0	0	0		0	0	970,363
35157	13-3333610	Fair American Insurance and Reinsurance Company	0	0	0	0	0	0		0	0	216,756,871
15201	46-1213970	Fair American Select Insurance Company	0	0	0	0	0	0		0	0	115,678,903

ANNUAL STATEMENT FOR THE YEAR 2024 OF THE General Re Life Corporation

SCHEDULE Y

PART 2 - SUMMARY OF INSURER'S TRANSACTIONS WITH ANY AFFILIATES

1	2	3	4	5	6	7	8	9	10	11	12	13
NAIC Company Code	ID Number	Names of Insurers and Parent, Subsidiaries or Affiliates	Shareholder Dividends	Capital Contributions	Purchases, Sales or Exchanges of Loans, Securities, Real Estate, Mortgage Loans or Other Investments	Income/ (Disbursements) Incurred in Connection with Guarantees or Undertakings for the Benefit of any Affiliate(s)	Management Agreements and Service Contracts	Income/ (Disbursements) Incurred Under Reinsurance Agreements	*	Any Other Material Activity Not in the Ordinary Course of the Insurer's Business	Totals	Reinsurance Recoverable/ (Payable) on Losses and/or Reserve Credit Taken/(Liability)
00000	06-1026471	Faraday Underwriting Limited	0	0	0	0	0	0		0	0	7,254,620
39136	06-1325038	Finial Reinsurance Company	(70,000,000)	0	0	0	0	0		0	(70,000,000)	(99,356,335)
11591	91-1933661	First Berkshire Hathaway Life Insurance Company	0	0	0	0	0	0		0	0	397,949,390
14138	45-2524450	GEICO Advantage Insurance Company	0	(152,843,723)	0	0	0	0		0	(152,843,723)	1,600,612,241
41491	52-1264413	GEICO Casualty Company	(311,215,592)	(10,000)	0	0	0	0		0	(311,225,592)	4,389,217,172
14139	45-2524467	GEICO Choice Insurance Company	(124,723,477)	700,000	0	0	0	0		0	(124,023,477)	1,082,035,555
00000	52-1135801	GEICO Corporation	798,100,127	(879,342,948)	0	0	0	0		0	(81,242,821)	0
29181	74-6061214	GEICO County Mutual Insurance Company	0	0	0	0	0	0		0	0	1,087,937,447
35882	75-1588101	GEICO General Insurance Company	0	0	0	0	2,044,385,130	0		0	2,044,385,130	(486,563)
22055	52-0794134	GEICO Indemnity Company	(353,010,000)	10,000	0	0	0	0		0	(353,000,000)	4,090,352,833
00000	52-1168724	GEICO Insurance Agency, Inc.	(610,500,000)	0	0	0	0	0		0	(610,500,000)	0
37923	52-1658500	GEICO Marine Insurance Company	(8,252,843)	(3,218,575)	0	0	0	0		0	(11,471,418)	463,466,203
14137	45-2524492	GEICO Secure Insurance Company	(1,598,741)	(48,500,000)	0	0	0	0		0	(50,098,741)	3,673,394,969
27863	75-6021171	GEICO Texas County Mutual Insurance Company	0	0	0	0	0	0		0	0	989,034,850
00000	06-1026471	General Re Corporation	1,446,000,000	0	0	0	0	0		0	1,446,000,000	0
86258	13-2572994	General Re Life Corporation	(136,000,000)	0	0	0	0	0		0	(136,000,000)	2,401,768,979
00000	AA-1990120	General Reinsurance Africa Ltd.	0	0	0	0	0	0		0	0	106,518,836
00000	AA-1340145	General Reinsurance AG	0	0	0	0	0	0		0	0	2,981,016,991
00000	AA-1930285	General Reinsurance Australia Ltd	0	0	0	0	0	0		0	0	131,753,000
00000	AA-1930033	General Reinsurance Life Australia Ltd.	0	0	0	0	0	0		0	0	701,329,399
22039	13-2673100	General Reinsurance Corporation	(1,170,000,000)	0	0	0	0	0		0	(1,170,000,000)	5,322,372,000
37362	06-0876629	General Star Indemnity Company	(106,000,000)	0	0	0	0	0		0	(106,000,000)	1,001,175,000
11967	13-1958482	General Star National Insurance Company	(14,000,000)	0	0	0	0	0		0	(14,000,000)	79,958,000
38962	06-1024360	Genesis Insurance Company	0	0	0	0	0	0		0	0	121,707,175
22063	53-0075853	Government Employees Insurance Company	646,695,740	1,087,305,773	0	0	(2,044,385,130)	0		0	(310,383,618)	(2,837,608,217)
00000	13-2750341	GRC Realty Corporation	(20,000,000)	0	0	0	0	0		0	(20,000,000)	0
97764	06-1053475	Idealife Insurance Company	0	0	0	0	0	0		0	0	20,453,088
00000	AA-1120840	Kyoei Fire & Marine Insurance Co. Limited	0	0	0	0	0	0		0	0	73,025
33138	73-0994137	Landmark American Insurance Company	0	0	0	0	0	0		0	0	2,598,505,978
13589	26-4202047	MedPro RRG Risk Retention Group	0	0	0	0	0	0		0	0	959,470,356
34231	14-1584861	MLMIC Insurance Company	(35,000,000)	0	0	0	0	0		0	(35,000,000)	2,623,376,397
26522	23-1575334	Mount Vernon Fire Insurance Company	0	0	0	0	0	0		0	0	238,365,889
14420	45-5343535	Mount Vernon Specialty Insurance Company	0	0	0	0	0	0		0	0	1,795,690
20079	47-6021331	National Fire & Marine Insurance Company	358,153	0	0	0	0	0		0	358,153	398,048,255
20087	47-0355979	National Indemnity Company	(35,290,706,005)	(694,954,216)	(4,650,000,000)	0	0	0		0	(40,635,660,221)	(54,268,392,546)
20060	41-0971481	National Indemnity Company of Mid-America	(33,000,000)	0	0	0	0	0		0	(33,000,000)	32,593,764
42137	59-2266845	National Indemnity Company of the South	(36,000,000)	0	0	0	0	0		0	(36,000,000)	6,535,030
20052	36-2403971	National Liability & Fire Insurance Company	0	0	0	0	0	0		0	0	259,310,758
31470	23-2459204	NorGUARD Insurance Company	0	66,039,861	0	0	0	0	*	0	66,039,861	1,206,457,173
00000	00-0000000	NRG Victory Reinsurance Limited	0	0	0	0	0	0		0	0	118,765,634

54.1

ANNUAL STATEMENT FOR THE YEAR 2024 OF THE General Re Life Corporation

SCHEDULE Y

PART 2 - SUMMARY OF INSURER'S TRANSACTIONS WITH ANY AFFILIATES

1	2	3	4	5	6	7	8	9	10	11	12	13
NAIC Company Code	ID Number	Names of Insurers and Parent, Subsidiaries or Affiliates	Shareholder Dividends	Capital Contributions	Purchases, Sales or Exchanges of Loans, Securities, Real Estate, Mortgage Loans or Other Investments	Income/ (Disbursements) Incurred in Connection with Guarantees or Undertakings for the Benefit of any Affiliate(s)	Management Agreements and Service Contracts	Income/ (Disbursements) Incurred Under Reinsurance Agreements	*	Any Other Material Activity Not in the Ordinary Course of the Insurer's Business	Totals	Reinsurance Recoverable/ (Payable) on Losses and/or Reserve Credit Taken/(Liability)
34630	47-0762702	Oak River Insurance Company	0	0	0	0	0	0		0	0	13,296,486
00000	95-4035997	Occidental Petroleum Corporation	(886,079,501)	0	0	0	0	0		0	(886,079,501)	0
37060	48-0884451	Old United Casualty Company	0	0	0	0	0	0		0	0	1,013,170
00000	34-1953155	Pilot Travel Centers LLC	0	0	4,650,000,000	0	0	0		0	4,650,000,000	0
18619	56-0997453	Platte River Insurance Company	0	0	0	0	0	0	*	0	0	16,528,316
39594	73-1088591	PLICO, Inc.	0	0	0	0	0	0		0	0	94,405,070
42226	22-2386692	Princeton Insurance Company	0	0	0	0	0	0		0	0	856,347,302
15756	47-2408195	Radnor Specialty Insurance Company	0	0	0	0	0	0		0	0	1,995,434
11673	47-0530076	Redwood Fire and Casualty Insurance Company	0	0	0	0	0	0		0	0	(109,727,667)
00000	37-1915011	Riverside Village Investments, LLC	(15,606,710)	0	0	0	0	0		0	(15,606,710)	0
00000	01-0788257	RSUI Group, Inc.	200,000,000	0	0	0	0	0		0	200,000,000	0
22314	16-0366830	RSUI Indemnity Company	(200,000,000)	0	0	0	0	0		0	(200,000,000)	(576,654,737)
00000	93-4680139	Sirius XM Holdings Inc.	(26,060,357)	0	0	0	0	0		0	(26,060,357)	0
00000	35-6038355	Somerset Services, LLC	(4,000,000)	0	0	0	0	0		0	(4,000,000)	0
00000	AA-1121575	Tenecom Limited	0	0	0	0	0	0		0	0	302,888,479
00000	AA-1120290	The British Aviation Insurance Company Limited	0	0	0	0	0	0		0	0	64,470
11843	35-0506406	The Medical Protective Company	4,000,000	(795,202)	0	0	0	0		0	3,204,798	1,890,548,095
00000	AA-1121310	The Scottish Lion Insurance Company Limited	0	0	0	0	0	0		0	0	2,774
00000	80-0795986	Transatlantic Holdings, Inc.	250,000,000	0	0	0	0	0		0	250,000,000	0
19453	13-5616275	Transatlantic Reinsurance Company	(230,000,000)	0	0	0	0	0		0	(230,000,000)	3,671,944,474
00000	AA-1120077	Transfercom Limited	0	0	0	0	0	0		0	0	193,296,273
00000	AA-1370051	TransRe Europe S.A.	(10,000,000)	0	0	0	0	0		0	(10,000,000)	437,307,013
00000	AA-1120159	TransRe London Limited	0	0	0	0	0	0		0	0	1,155,669,219
00000	00-0000000	TransRe London Services Limited	(10,000,000)	0	0	0	0	0		0	(10,000,000)	0
00000	95-4834036	U.S. Investment Corporation	68,060,000	0	0	0	0	0		0	68,060,000	0
35416	23-2049904	U.S. Underwriters Insurance Company	0	0	0	0	0	0		0	0	47,615,009
25895	23-1383313	United States Liability Insurance Company	0	0	0	0	0	0		0	0	535,071,963
00000	47-2207326	Vantage Reinsurance, LLC	(68,060,000)	0	0	0	0	0		0	(68,060,000)	(1,013,170)
32280	95-4077789	Wellfleet Insurance Company	0	0	0	0	0	0		0	0	345,818,721
20931	13-2668999	Wellfleet New York Insurance Company	0	0	0	0	0	0		0	0	252,066,086
11981	06-1678760	WestGUARD Insurance Company	0	(118,105,221)	0	0	0	0	*	0	(118,105,221)	130,056,102

ANNUAL STATEMENT FOR THE YEAR 2024 OF THE General Re Life Corporation

SCHEDULE Y

PART 2 - SUMMARY OF INSURER'S TRANSACTIONS WITH ANY AFFILIATES

1	2	3	4	5	6	7	8	9	10	11	12	13
NAIC Company Code	ID Number	Names of Insurers and Parent, Subsidiaries or Affiliates	Shareholder Dividends	Capital Contributions	Purchases, Sales or Exchanges of Loans, Securities, Real Estate, Mortgage Loans or Other Investments	Income/ (Disbursements) Incurred in Connection with Guarantees or Undertakings for the Benefit of any Affiliate(s)	Management Agreements and Service Contracts	Income/ (Disbursements) Incurred Under Reinsurance Agreements	*	Any Other Material Activity Not in the Ordinary Course of the Insurer's Business	Totals	Reinsurance Recoverable/ (Payable) on Losses and/or Reserve Credit Taken/(Liability)
.....00000	00-0000000	Difference Due to Differences in Reserve Methods	0	0	0	0	0	0		0	0	1,404,236,941
9999999 Control Totals			0	0	0	0	0	0	XXX	0	0	0

Pooling % Pooling Arrangement between
 45.00 NorGUARD Insurance Company
 35.00 AmGUARD Insurance Company
 10.00 EastGUARD Insurance Company
 05.00 AzGUARD Insurance Company
 05.00 WestGUARD Insurance Company

Pooling % Pooling Arrangement between
 70.00 Capitol Indemnity Corporation
 15.00 Capitol Specialty Insurance Corporation
 15.00 Platte River Insurance Company

ANNUAL STATEMENT FOR THE YEAR 2024 OF THE General Re Life Corporation

SCHEDULE Y

PART 3 - ULTIMATE CONTROLLING PARTY AND LISTING OF OTHER U.S. INSURANCE GROUPS OR ENTITIES UNDER THAT ULTIMATE CONTROLLING PARTY'S CONTROL

1 Insurers in Holding Company	2 Owners with Greater Than 10% Ownership	3 Ownership Percentage Column 2 of Column 1	4 Granted Disclaimer of Control/ Affiliation of Column 2 Over Column 1 (Yes/No)	5 Ultimate Controlling Party	6 U.S. Insurance Groups or Entities Controlled by Column 5	7 Ownership Percentage (Column 5 of Column 6)	8 Granted Disclaimer of Control/ Affiliation of Column 5 Over Column 6 (Yes/No)
Alleghany Reinsurance Company	Alleghany Insurance Holdings LLC	100.000	NO	Berkshire Hathaway Inc.	Berkshire Hathaway Group	100.000	NO
AmGUARD Insurance Company	WestGUARD Insurance Company	100.000	NO	Berkshire Hathaway Inc.	Berkshire Hathaway Group	100.000	NO
AttPro RRG Reciprocal Risk Retention Group	MedPro Group Inc	100.000	NO	Berkshire Hathaway Inc.	Berkshire Hathaway Group	100.000	NO
AZGUARD Insurance Company	WestGUARD Insurance Company	100.000	NO	Berkshire Hathaway Inc.	Berkshire Hathaway Group	100.000	NO
Berkshire Hathaway Assurance Corporation	Columbia Insurance Company	51.000	NO	Berkshire Hathaway Inc.	Berkshire Hathaway Group	100.000	NO
Berkshire Hathaway Assurance Corporation	National Indemnity Company	49.000	NO	Berkshire Hathaway Inc.	Berkshire Hathaway Group	100.000	NO
Berkshire Hathaway Direct Insurance Company	Columbia Insurance Company	100.000	NO	Berkshire Hathaway Inc.	Berkshire Hathaway Group	100.000	NO
Berkshire Hathaway Homestate Insurance Company	National Indemnity Company	100.000	NO	Berkshire Hathaway Inc.	Berkshire Hathaway Group	100.000	NO
Berkshire Hathaway Life Insurance Company of Nebraska	National Indemnity Company	100.000	NO	Berkshire Hathaway Inc.	Berkshire Hathaway Group	100.000	NO
Berkshire Hathaway Specialty Insurance Company	National Indemnity Company Berkshire Hathaway Life Insurance Company of Nebraska	100.000	NO	Berkshire Hathaway Inc.	Berkshire Hathaway Group	100.000	NO
BHG Life Insurance Company	Nebraska	100.000	NO	Berkshire Hathaway Inc.	Berkshire Hathaway Group	100.000	NO
BHHC Special Risks Insurance Company	National Indemnity Company	100.000	NO	Berkshire Hathaway Inc.	Berkshire Hathaway Group	100.000	NO
CalGO Insurance Company	GEICO Corporation	100.000	NO	Berkshire Hathaway Inc.	Berkshire Hathaway Group	100.000	NO
Capitol Indemnity Corporation	CapSpecialty, Inc.	100.000	NO	Berkshire Hathaway Inc.	Berkshire Hathaway Group	100.000	NO
Capitol Specialty Insurance Corporation	Capitol Indemnity Corporation	100.000	NO	Berkshire Hathaway Inc.	Berkshire Hathaway Group	100.000	NO
Central States Indemnity Co. of Omaha	Central States of Omaha Companies, Inc.	100.000	NO	Berkshire Hathaway Inc.	Berkshire Hathaway Group	100.000	NO
Columbia Insurance Company	BH Columbia Inc.	100.000	NO	Berkshire Hathaway Inc.	Berkshire Hathaway Group	100.000	NO
Continental Divide Insurance Company	National Indemnity Company	100.000	NO	Berkshire Hathaway Inc.	Berkshire Hathaway Group	100.000	NO
Covington Specialty Insurance Company	RSUI Indemnity Company	100.000	NO	Berkshire Hathaway Inc.	Berkshire Hathaway Group	100.000	NO
CSI Life Insurance Company	Central States Indemnity Co. of Omaha	100.000	NO	Berkshire Hathaway Inc.	Berkshire Hathaway Group	100.000	NO
Cypress Insurance Company	National Indemnity Company	100.000	NO	Berkshire Hathaway Inc.	Berkshire Hathaway Group	100.000	NO
EastGUARD Insurance Company	WestGUARD Insurance Company	100.000	NO	Berkshire Hathaway Inc.	Berkshire Hathaway Group	100.000	NO
Fair American Insurance and Reinsurance Company	Transatlantic Reinsurance Company	100.000	NO	Berkshire Hathaway Inc.	Berkshire Hathaway Group	100.000	NO
Fair American Select Insurance Company	Transatlantic Reinsurance Company	100.000	NO	Berkshire Hathaway Inc.	Berkshire Hathaway Group	100.000	NO
Finial Reinsurance Company	National Indemnity Company	100.000	NO	Berkshire Hathaway Inc.	Berkshire Hathaway Group	100.000	NO
First Berkshire Hathaway Life Insurance Company	Berkshire Hathaway Life Insurance Company of Nebraska	100.000	NO	Berkshire Hathaway Inc.	Berkshire Hathaway Group	100.000	NO
GEICO Advantage Insurance Company	GEICO Corporation	100.000	NO	Berkshire Hathaway Inc.	Berkshire Hathaway Group	100.000	NO
GEICO Casualty Company	GEICO Indemnity Company	100.000	NO	Berkshire Hathaway Inc.	Berkshire Hathaway Group	100.000	NO
GEICO Choice Insurance Company	GEICO Corporation	100.000	NO	Berkshire Hathaway Inc.	Berkshire Hathaway Group	100.000	NO
GEICO General Insurance Company	Government Employees Insurance Company	100.000	NO	Berkshire Hathaway Inc.	Berkshire Hathaway Group	100.000	NO
GEICO Indemnity Company	GEICO Corporation	100.000	NO	Berkshire Hathaway Inc.	Berkshire Hathaway Group	100.000	NO
GEICO Marine Insurance Company	Boat America Corporation	100.000	NO	Berkshire Hathaway Inc.	Berkshire Hathaway Group	100.000	NO
GEICO Protection Insurance Company	GEICO Corporation	100.000	NO	Berkshire Hathaway Inc.	Berkshire Hathaway Group	100.000	NO
GEICO Secure Insurance Company	GEICO Corporation	100.000	NO	Berkshire Hathaway Inc.	Berkshire Hathaway Group	100.000	NO
General Re Life Corporation	General Reinsurance Corporation	100.000	NO	Berkshire Hathaway Inc.	Berkshire Hathaway Group	100.000	NO
General Reinsurance Corporation	General Re Corporation	100.000	NO	Berkshire Hathaway Inc.	Berkshire Hathaway Group	100.000	NO
General Star Indemnity Company	General Reinsurance Corporation	100.000	NO	Berkshire Hathaway Inc.	Berkshire Hathaway Group	100.000	NO
General Star National Insurance Company	General Reinsurance Corporation	100.000	NO	Berkshire Hathaway Inc.	Berkshire Hathaway Group	100.000	NO
Genesis Insurance Company	General Reinsurance Corporation	100.000	NO	Berkshire Hathaway Inc.	Berkshire Hathaway Group	100.000	NO
Government Employees Insurance Company	GEICO Corporation	100.000	NO	Berkshire Hathaway Inc.	Berkshire Hathaway Group	100.000	NO
Idealife Insurance Company	General Re Life Corporation	100.000	NO	Berkshire Hathaway Inc.	Berkshire Hathaway Group	100.000	NO
Landmark American Insurance Company	RSUI Indemnity Company	100.000	NO	Berkshire Hathaway Inc.	Berkshire Hathaway Group	100.000	NO

ANNUAL STATEMENT FOR THE YEAR 2024 OF THE General Re Life Corporation

SCHEDULE Y

PART 3 - ULTIMATE CONTROLLING PARTY AND LISTING OF OTHER U.S. INSURANCE GROUPS OR ENTITIES UNDER THAT ULTIMATE CONTROLLING PARTY'S CONTROL

1 Insurers in Holding Company	2 Owners with Greater Than 10% Ownership	3 Ownership Percentage Column 2 of Column 1	4 Granted Disclaimer of Control/ Affiliation of Column 2 Over Column 1 (Yes/No)	5 Ultimate Controlling Party	6 U.S. Insurance Groups or Entities Controlled by Column 5	7 Ownership Percentage (Column 5 of Column 6)	8 Granted Disclaimer of Control/ Affiliation of Column 5 Over Column 6 (Yes/No)
MedPro RRG Risk Retention Group	MedPro Group Inc	100.000	NO	Berkshire Hathaway Inc.	Berkshire Hathaway Group	100.000	NO
MLMIC Insurance Company	National Indemnity Company	100.000	NO	Berkshire Hathaway Inc.	Berkshire Hathaway Group	100.000	NO
Mount Vernon Fire Insurance Company	United States Liability Insurance Company	100.000	NO	Berkshire Hathaway Inc.	Berkshire Hathaway Group	100.000	NO
Mount Vernon Specialty Insurance Company	United States Liability Insurance Company	100.000	NO	Berkshire Hathaway Inc.	Berkshire Hathaway Group	100.000	NO
National Fire & Marine Insurance Company	Berkshire Hathaway Inc.	100.000	NO	Berkshire Hathaway Inc.	Berkshire Hathaway Group	100.000	NO
National Indemnity Company	Berkshire Hathaway Inc.	100.000	NO	Berkshire Hathaway Inc.	Berkshire Hathaway Group	100.000	NO
National Indemnity Company of Mid-America	National Indemnity Company	100.000	NO	Berkshire Hathaway Inc.	Berkshire Hathaway Group	100.000	NO
National Indemnity Company of the South	National Indemnity Company	100.000	NO	Berkshire Hathaway Inc.	Berkshire Hathaway Group	100.000	NO
National Liability & Fire Insurance Company	Berkshire Hathaway Inc.	100.000	NO	Berkshire Hathaway Inc.	Berkshire Hathaway Group	100.000	NO
NorGUARD Insurance Company	WestGUARD Insurance Company	100.000	NO	Berkshire Hathaway Inc.	Berkshire Hathaway Group	100.000	NO
Oak River Insurance Company	National Indemnity Company	100.000	NO	Berkshire Hathaway Inc.	Berkshire Hathaway Group	100.000	NO
Old United Casualty Company	Van Enterprises, Inc.	100.000	NO	Berkshire Hathaway Inc.	Berkshire Hathaway Group	100.000	NO
Old United Life Insurance Company	Van Enterprises, Inc.	100.000	NO	Berkshire Hathaway Inc.	Berkshire Hathaway Group	100.000	NO
Platte River Insurance Company	Capitol Indemnity Corporation	100.000	NO	Berkshire Hathaway Inc.	Berkshire Hathaway Group	100.000	NO
PLICO, Inc.	MedPro Group Inc	100.000	NO	Berkshire Hathaway Inc.	Berkshire Hathaway Group	100.000	NO
Princeton Insurance Company	MedPro Group Inc	100.000	NO	Berkshire Hathaway Inc.	Berkshire Hathaway Group	100.000	NO
Radnor Specialty Insurance Company	Mount Vernon Specialty Insurance Company	100.000	NO	Berkshire Hathaway Inc.	Berkshire Hathaway Group	100.000	NO
Redwood Fire and Casualty Insurance Company	National Indemnity Company	100.000	NO	Berkshire Hathaway Inc.	Berkshire Hathaway Group	100.000	NO
RSUI Indemnity Company	RSUI Group, Inc.	100.000	NO	Berkshire Hathaway Inc.	Berkshire Hathaway Group	100.000	NO
Santa Fe Pacific Insurance Company	BNSF Railway Company	100.000	NO	Berkshire Hathaway Inc.	Berkshire Hathaway Group	100.000	NO
The Medical Protective Company	MedPro Group Inc	100.000	NO	Berkshire Hathaway Inc.	Berkshire Hathaway Group	100.000	NO
Transatlantic Reinsurance Company	Transatlantic Holdings, Inc.	100.000	NO	Berkshire Hathaway Inc.	Berkshire Hathaway Group	100.000	NO
U.S. Underwriters Insurance Company	Mount Vernon Fire Insurance Company	100.000	NO	Berkshire Hathaway Inc.	Berkshire Hathaway Group	100.000	NO
United States Liability Insurance Company	U.S. Investment Corporation	100.000	NO	Berkshire Hathaway Inc.	Berkshire Hathaway Group	100.000	NO
Wellfleet Insurance Company	MedPro Group Inc	100.000	NO	Berkshire Hathaway Inc.	Berkshire Hathaway Group	100.000	NO
Wellfleet New York Insurance Company	MedPro Group Inc	100.000	NO	Berkshire Hathaway Inc.	Berkshire Hathaway Group	100.000	NO
WestGUARD Insurance Company	National Indemnity Company	100.000	NO	Berkshire Hathaway Inc.	Berkshire Hathaway Group	100.000	NO

SUPPLEMENTAL EXHIBITS AND SCHEDULES INTERROGATORIES

REQUIRED FILINGS

The following supplemental reports are required to be filed as part of your statement filing unless specifically waived by the domiciliary state. However, in the event that your domiciliary state waives the filing requirement, your response of WAIVED to the specific interrogatory will be accepted in lieu of filing a "NONE" report and a bar code will be printed below. If the supplement is required of your company but is not being filed for whatever reason enter SEE EXPLANATION and provide an explanation following the interrogatory questions.

	Responses
MARCH FILING	
1. Will the Supplemental Compensation Exhibit be filed with the state of domicile by March 1?	YES
2. Will the confidential Risk-based Capital Report be filed with the NAIC by March 1?	YES
3. Will the confidential Risk-based Capital Report be filed with the state of domicile, if required, by March 1?	YES
4. Will an actuarial opinion be filed by March 1?	YES
APRIL FILING	
5. Will Management's Discussion and Analysis be filed by April 1?	YES
6. Will the Life, Health & Annuity Guaranty Association Assessable Premium Exhibit - Parts 1 and 2 be filed with the state of domicile and the NAIC by April 1? (Not applicable to fraternal benefit societies)	SEE EXPLANATION
7. Will the Supplemental Investment Risks Interrogatories be filed by April 1?	YES
JUNE FILING	
8. Will an audited financial report be filed by June 1?	YES
9. Will Accountant's Letter of Qualifications be filed with the state of domicile and electronically with the NAIC by June 1?	YES

SUPPLEMENTAL FILINGS

The following supplemental reports are required to be filed as part of your annual statement filing **if your company is engaged in the type of business covered by the supplement. However, in the event that your company does not transact the type of business for which the special report must be filed, your response of NO to the specific interrogatory will be accepted in lieu of filing a "NONE" report and a bar code will be printed below.** If the supplement is required of your company but is not being filed for whatever reason enter SEE EXPLANATION and provide an explanation following the interrogatory questions.

MARCH FILING

10. Will Schedule SIS (Stockholder Information Supplement) be filed with the state of domicile by March 1? (Not applicable to fraternal benefit societies) ..	NO
11. Will the Medicare Supplement Insurance Experience Exhibit be filed with the state of domicile and the NAIC by March 1?	NO
12. Will the Trusteed Surplus Statement be filed with the state of domicile and the NAIC by March 1?	NO
13. Will the actuarial opinion on participating and non-participating policies as required in Interrogatories 1 and 2 to Exhibit 5 be filed with the state of domicile and electronically with the NAIC by March 1?	NO
14. Will the actuarial opinion on non-guaranteed elements as required in interrogatory #3 to Exhibit 5 be filed with the state of domicile and electronically with the NAIC by March 1?	NO
15. Will the actuarial opinion on X-Factors be filed with the state of domicile and electronically with the NAIC by March 1?	YES
16. Will the actuarial opinion on Separate Accounts Funding Guaranteed Minimum Benefit be filed with the state of domicile and electronically with the NAIC by March 1?	NO
17. Will the actuarial opinion on Synthetic Guaranteed Investment Contracts be filed with the state of domicile and electronically with the NAIC by March 1?	NO
18. Will the Reasonableness of Assumptions Certification required by Actuarial Guideline XXXV be filed with the state of domicile and electronically with the NAIC by March 1?	NO
19. Will the Reasonableness and Consistency of Assumptions Certification required by Actuarial Guideline XXXV be filed with the state of domicile and electronically with the NAIC by March 1?	NO
20. Will the Reasonableness of Assumptions Certification for Implied Guaranteed Rate Method required by Actuarial Guideline XXXVI be filed with the state of domicile and electronically with the NAIC by March 1?	NO
21. Will the Reasonableness and Consistency of Assumptions Certification required by Actuarial Guideline XXXVI (Updated Average Market Value) be filed with the state of domicile and electronically with the NAIC by March 1?	NO
22. Will the Reasonableness and Consistency of Assumptions Certification required by Actuarial Guideline XXXVI (Updated Market Value) be filed with the state of domicile and electronically with the NAIC by March 1?	NO
23. Will the C-3 RBC Certifications required under C-3 Phase I be filed with the state of domicile and electronically with the NAIC by March 1?	NO
24. Will the C-3 RBC Certifications required under C-3 Phase II be filed with the state of domicile and electronically with the NAIC by March 1?	NO
25. Will the Actuarial Certifications Related to Annuity Nonforfeiture Ongoing Compliance for Equity Indexed Annuities be filed with the state of domicile and electronically with the NAIC by March 1?	NO

SUPPLEMENTAL EXHIBITS AND SCHEDULES INTERROGATORIES

- 26. Will the actuarial opinion required by the Modified Guaranteed Annuity Model Regulation be filed with the state of domicile and electronically with the NAIC by March 1? NO
- 27. Will the Actuarial Certification regarding the use of 2001 Preferred Class Tables required by the Model Regulation Permitting the Recognition of Preferred Mortality Tables for Use in Determining Minimum Reserve Liabilities be filed with the state of domicile and electronically with the NAIC by March 1? NO
- 28. Will the Worker's Compensation Carve-Out Supplement be filed by March 1? (Not applicable to fraternal benefit societies) YES
- 29. Will Supplemental Schedule O be filed with the state of domicile and the NAIC by March 1? YES
- 30. Will the Medicare Part D Coverage Supplement be filed with the state of domicile and the NAIC by March 1? NO
- 31. Will an approval from the reporting entity's state of domicile for relief related to the five-year rotation requirement for lead audit partner be filed electronically with the NAIC by March 1? NO
- 32. Will an approval from the reporting entity's state of domicile for relief related to the one-year cooling off period for independent CPA be filed electronically with the NAIC by March 1? NO
- 33. Will an approval from the reporting entity's state of domicile for relief related to the Requirements for Audit Committees be filed electronically with the NAIC by March 1? NO
- 34. Will the VM-20 Reserves Supplement be filed with the state of domicile and the NAIC by March 1? YES
- 35. Will the Health Supplement be filed with the state of domicile and the NAIC by March 1? YES
- 36. Will the Market Conduct Annual Statement (MCAS) Premium Exhibit for Year be filed with appropriate jurisdictions and with the NAIC by March 1? NO

APRIL FILING

- 37. Will the confidential Regulatory Asset Adequacy Issues Summary (RAAIS) required by the Valuation Manual be filed with the state of domicile by April 1? YES
- 38. Will the Long-Term Care Experience Reporting Forms be filed with the state of domicile and the NAIC by April 1? NO
- 39. Will the Credit Insurance Experience Exhibit be filed with the state of domicile and the NAIC by April 1? (Not applicable to fraternal benefit societies) .. NO
- 40. Will the Accident and Health Policy Experience Exhibit be filed by April 1? NO
- 41. Will the Supplemental Health Care Exhibit (Parts 1 and 2) be filed with the state of domicile and the NAIC by April 1? NO
- 42. Will the confidential Actuarial Memorandum required by Actuarial Guideline XXXVIII 8D be filed with the state of domicile by April 30? NO
- 43. Will the Supplemental Term and Universal Life Insurance Reinsurance Exhibit be filed with the state of domicile and the NAIC by April 1? NO
- 44. Will the Variable Annuities Supplement be filed with the state of domicile and the NAIC by April 1? NO
- 45. Will the confidential Executive Summary of the PBR Actuarial Report be filed with the state of domicile by April 1? YES
- 46. Will the confidential Life Summary of the PBR Actuarial Report be filed with the state of domicile by April 1? YES
- 47. Will the confidential Variable Annuities Summary of the PBR Actuarial Report be filed with the state of domicile by April 1? NO

AUGUST FILING

- 48. Will Management's Report of Internal Control Over Financial Reporting be filed with the state of domicile by August 1? YES

Explanations:

6. GRL does not write direct business

- 10.
- 11.
- 12.
- 13.
- 14.
- 16.
- 17.
- 18.
- 19.
- 20.
- 21.
- 22.
- 23.
- 24.
- 25.
- 26.
- 27.
- 30.
- 31.
- 32.
- 33.
- 36.
- 38.
- 39.
- 40. GRL does not write direct business
- 41.
- 42.
- 43.
- 44.
- 47.

Bar Codes:

10. SIS Stockholder Information Supplement [Document Identifier 420]



11. Medicare Supplement Insurance Experience Exhibit [Document Identifier 360]



12. Trusteed Surplus Statement [Document Identifier 490]



13. Participating Opinion for Exhibit 5 [Document Identifier 371]



14. Non-Guaranteed Opinion for Exhibit 5 [Document Identifier 370]



16. Actuarial Opinion on Separate Accounts Funding Guaranteed Minimum Benefit [Document Identifier 443]



17. Actuarial Opinion on Synthetic Guaranteed Investment Contracts [Document Identifier 444]























18. Reasonableness of Assumptions Certification required by Actuarial Guideline XXXV [Document Identifier 445]



19. Reasonableness and Consistency of Assumptions Certification required by Actuarial Guideline XXXV [Document Identifier 446]



SUPPLEMENTAL EXHIBITS AND SCHEDULES INTERROGATORIES

20. Reasonableness of Assumptions Certification for Implied Guaranteed Rate Method required by Actuarial Guideline XXXVI [Document Identifier 447]	 8 6 2 5 8 2 0 2 4 4 4 7 0 0 0 0 0
21. Reasonableness and Consistency of Assumptions Certification required by Actuarial Guideline XXXVI [Document Identifier 448]	 8 6 2 5 8 2 0 2 4 4 4 8 0 0 0 0 0
22. Reasonableness and Consistency of Assumptions Certification required by Actuarial Guideline XXXVI (Updated Market Value) [Document Identifier 449]	 8 6 2 5 8 2 0 2 4 4 4 9 0 0 0 0 0
23. C-3 RBC Certifications Required Under C-3 Phase I [Document Identifier 450]	 8 6 2 5 8 2 0 2 4 4 4 5 0 0 0 0 0
24. C-3 RBC Certifications Required Under C-3 Phase II [Document Identifier 451]	 8 6 2 5 8 2 0 2 4 4 5 1 0 0 0 0 0
25. Actuarial Certifications Related to Annuity Nonforfeiture Ongoing Compliance for Equity Indexed Annuities [Document Identifier 452]	 8 6 2 5 8 2 0 2 4 4 5 2 0 0 0 0 0
26. Modified Guaranteed Annuity Model Regulation [Document Identifier 453]	 8 6 2 5 8 2 0 2 4 4 5 3 0 0 0 0 0
27. Actuarial Certification regarding the use of 2001 Preferred Class Tables required by the Model Regulation Permitting the Recognition of Preferred Mortality Tables for Use in Determining Minimum Reserve Liabilities [Document Identifier 454]	 8 6 2 5 8 2 0 2 4 4 5 4 0 0 0 0 0
30. Medicare Part D Coverage Supplement [Document Identifier 365]	 8 6 2 5 8 2 0 2 4 3 6 5 0 0 0 0 0
31. Relief from the five-year rotation requirement for lead audit partner [Document Identifier 224]	 8 6 2 5 8 2 0 2 4 2 2 4 0 0 0 0 0
32. Relief from the one-year cooling off period for independent CPA [Document Identifier 225]	 8 6 2 5 8 2 0 2 4 2 2 5 0 0 0 0 0
33. Relief from the Requirements for Audit Committees [Document Identifier 226]	 8 6 2 5 8 2 0 2 4 2 2 6 0 0 0 0 0
36. Market Conduct Annual Statement (MCAS) Premium Exhibit [Document Identifier 600]	 8 6 2 5 8 2 0 2 4 6 0 0 0 0 0 0 0
38. Long-Term Care Experience Reporting Forms [Document Identifier 306]	 8 6 2 5 8 2 0 2 4 3 0 6 0 0 0 0 0
39. Credit Insurance Experience Exhibit [Document Identifier 230]	 8 6 2 5 8 2 0 2 4 2 3 0 0 0 0 0 0
40. Accident and Health Policy Experience Exhibit [Document Identifier 210]	 8 6 2 5 8 2 0 2 4 2 1 0 0 0 0 0 0
41. Supplemental Health Care Exhibit (Parts 1 and 2) [Document Identifier 216]	 8 6 2 5 8 2 0 2 4 2 1 6 0 0 0 0 0
42. Actuarial Memorandum Required by Actuarial Guideline XXXVIII 8D [Document Identifier 435]	 8 6 2 5 8 2 0 2 4 4 3 5 0 0 0 0 0
43. Supplemental Term and Universal Life Insurance Reinsurance Exhibit [Document Identifier 345]	 8 6 2 5 8 2 0 2 4 3 4 5 0 0 0 0 0
44. Variable Annuities Supplement [Document Identifier 286]	 8 6 2 5 8 2 0 2 4 2 8 6 0 0 0 0 0
47. Variable Annuities Summary of the PBR Actuarial Report [Document Identifier 459]	 8 6 2 5 8 2 0 2 4 4 5 9 0 0 0 0 0

ANNUAL STATEMENT FOR THE YEAR 2024 OF THE General Re Life Corporation
OVERFLOW PAGE FOR WRITE-INS

Additional Write-ins for Summary of Operations Line 8.3

	1 Current Year	2 Prior Year
08.304. Interest income funds withheld	9,682,877	6,083,035
08.397. Summary of remaining write-ins for Line 8.3 from overflow page	9,682,877	6,083,035

ANNUAL STATEMENT FOR THE YEAR 2024 OF THE General Re Life Corporation
OVERFLOW PAGE FOR WRITE-INS

Additional Write-ins for Analysis of Operations - Summary Line 8.3

	1	2	3	4	5	6	7	8	9
	Total	Individual Life	Group Life	Individual Annuities	Group Annuities	Accident and Health	Fraternal	Other Lines of Business	YRT Mortality Risk Only
08.304. Funds held interest income	9,542,385					9,542,385			
08.397. Summary of remaining write-ins for Line 8.3 from overflow page	9,542,385	0	0	0	0	9,542,385	0	0	0

Additional Write-ins for Schedule H Part 1 Line 11

	Total		Comprehensive (Hospital and Medical) Individual		Comprehensive (Hospital and Medical) Group		Medicare Supplement		Vision Only		Dental Only		Federal Employees Health Benefits Plan	
	1 Amount	2 %	3 Amount	4 %	5 Amount	6 %	7 Amount	8 %	9 Amount	10 %	11 Amount	12 %	13 Amount	14 %
1104. FH Interest expense	(24,085,507)	(7.1)		0.0		0.0		0.0		0.0		0.0		0.0
1105.	0	0.0		0.0		0.0		0.0		0.0		0.0		0.0
1197. Summary of remaining write-ins for Line 11 from overflow page	(24,085,507)	(7.1)	0	0.0	0	0.0	0	0.0	0	0.0	0	0.0	0	0.0

Additional Write-ins for Schedule H Part 1 Line 11

	Medicare Title XVIII		Medicaid Title XIX		Credit A&H		Disability Income		Long-Term Care		Other Health	
	15 Amount	16 %	17 Amount	18 %	19 Amount	20 %	21 Amount	22 %	23 Amount	24 %	25 Amount	26 %
1104. FH Interest expense		0.0		0.0		0.0		0.0	(24,085,507)	0.0		0.0
1105.		0.0		0.0		0.0		0.0		0.0		0.0
1197. Summary of remaining write-ins for Line 11 from overflow page	0	0.0	0	0.0	0	0.0	0	0.0	(24,085,507)	0.0	0	0.0

ANNUAL STATEMENT FOR THE YEAR 2024 OF THE General Re Life Corporation

SUMMARY INVESTMENT SCHEDULE

Investment Categories	Gross Investment Holdings		Admitted Assets as Reported in the Annual Statement			
	1 Amount	2 Percentage of Column 1 Line 13	3 Amount	4 Securities Lending Reinvested Collateral Amount	5 Total (Col. 3 + 4) Amount	6 Percentage of Column 5 Line 13
1. Long-Term Bonds (Schedule D, Part 1):						
1.01 U.S. governments	6,516,506	0.179	6,516,499	0	6,516,499	0.179
1.02 All other governments	192,214,483	5.292	192,214,483	0	192,214,483	5.292
1.03 U.S. states, territories and possessions, etc. guaranteed		0.000	0	0	0	0.000
1.04 U.S. political subdivisions of states, territories, and possessions, guaranteed		0.000	0	0	0	0.000
1.05 U.S. special revenue and special assessment obligations, etc. non-guaranteed		0.000	0	0	0	0.000
1.06 Industrial and miscellaneous	36,463,296	1.004	36,463,296	0	36,463,296	1.004
1.07 Hybrid securities		0.000	0	0	0	0.000
1.08 Parent, subsidiaries and affiliates		0.000	0	0	0	0.000
1.09 SVO identified funds		0.000	0	0	0	0.000
1.10 Unaffiliated bank loans		0.000	0	0	0	0.000
1.11 Unaffiliated certificates of deposit		0.000	0	0	0	0.000
1.12 Total long-term bonds	235,194,285	6.475	235,194,278	0	235,194,278	6.475
2. Preferred stocks (Schedule D, Part 2, Section 1):						
2.01 Industrial and miscellaneous (Unaffiliated)		0.000	0	0	0	0.000
2.02 Parent, subsidiaries and affiliates		0.000	0	0	0	0.000
2.03 Total preferred stocks	0	0.000	0	0	0	0.000
3. Common stocks (Schedule D, Part 2, Section 2):						
3.01 Industrial and miscellaneous Publicly traded (Unaffiliated)	0	0.000	0	0	0	0.000
3.02 Industrial and miscellaneous Other (Unaffiliated)	0	0.000	0	0	0	0.000
3.03 Parent, subsidiaries and affiliates Publicly traded	0	0.000	0	0	0	0.000
3.04 Parent, subsidiaries and affiliates Other	19,595,868	0.540	19,595,868	0	19,595,868	0.540
3.05 Mutual funds	0	0.000	0	0	0	0.000
3.06 Unit investment trusts	0	0.000	0	0	0	0.000
3.07 Closed-end funds	0	0.000	0	0	0	0.000
3.08 Exchange traded funds	0	0.000	0	0	0	0.000
3.09 Total common stocks	19,595,868	0.540	19,595,868	0	19,595,868	0.540
4. Mortgage loans (Schedule B):						
4.01 Farm mortgages	0	0.000	0	0	0	0.000
4.02 Residential mortgages	0	0.000	0	0	0	0.000
4.03 Commercial mortgages	0	0.000	0	0	0	0.000
4.04 Mezzanine real estate loans	0	0.000	0	0	0	0.000
4.05 Total valuation allowance		0.000	0	0	0	0.000
4.06 Total mortgage loans	0	0.000	0	0	0	0.000
5. Real estate (Schedule A):						
5.01 Properties occupied by company		0.000	0	0	0	0.000
5.02 Properties held for production of income		0.000	0	0	0	0.000
5.03 Properties held for sale		0.000	0	0	0	0.000
5.04 Total real estate	0	0.000	0	0	0	0.000
6. Cash, cash equivalents and short-term investments:						
6.01 Cash (Schedule E, Part 1)	206,710,299	5.691	206,710,299		206,710,299	5.691
6.02 Cash equivalents (Schedule E, Part 2)	147,279,609	4.055	147,279,611	0	147,279,611	4.055
6.03 Short-term investments (Schedule DA)	2,315,844,644	63.759	2,315,844,649	0	2,315,844,649	63.759
6.04 Total cash, cash equivalents and short-term investments	2,669,834,552	73.505	2,669,834,559	0	2,669,834,559	73.505
7. Contract loans	91,631	0.003	91,631	0	91,631	0.003
8. Derivatives (Schedule DB)	0	0.000	0	0	0	0.000
9. Other invested assets (Schedule BA)	707,249,438	19.472	707,249,438	0	707,249,438	19.472
10. Receivables for securities	230,000	0.006	230,000	0	230,000	0.006
11. Securities Lending (Schedule DL, Part 1).....	0	0.000	0	XXX	XXX	XXX
12. Other invested assets (Page 2, Line 11)	0	0.000	0	0	0	0.000
13. Total invested assets	3,632,195,774	100.000	3,632,195,774	0	3,632,195,774	100.000

ANNUAL STATEMENT FOR THE YEAR 2024 OF THE General Re Life Corporation
SCHEDULE A - VERIFICATION BETWEEN YEARS
 Real Estate

1.	Book/adjusted carrying value, December 31 of prior year	0
2.	Cost of acquired:	
2.1	Actual cost at time of acquisition (Part 2, Column 6)	
2.2	Additional investment made after acquisition (Part 2, Column 9)	0
3.	Current year change in encumbrances:	
3.1	Totals, Part 1, Column 13	
3.2	Totals, Part 3, Column 11	0
4.	Total gain (loss) on disposals, Part 3, Column 18	
5.	Deduct amounts received on disposals, Part 3, Column 15	
6.	Total foreign exchange change in book/adjusted carrying value:	
6.1	Totals, Part 1, Column 15	
6.2	Totals, Part 3, Column 13	0
7.	Deduct current year's other-than-temporary impairment recognized:	
7.1	Totals, Part 1, Column 12	
7.2	Totals, Part 3, Column 10	0
8.	Deduct current year's depreciation:	
8.1	Totals, Part 1, Column 11	
8.2	Totals, Part 3, Column 9	0
9.	Book/adjusted carrying value at the end of current period (Lines 1+2+3+4-5+6-7-8)	0
10.	Deduct total nonadmitted amounts	0
11.	Statement value at end of current period (Line 9 minus Line 10)	0

SCHEDULE B - VERIFICATION BETWEEN YEARS
 Mortgage Loans

1.	Book value/recorded investment excluding accrued interest, December 31 of prior year	0
2.	Cost of acquired:	
2.1	Actual cost at time of acquisition (Part 2, Column 7)	
2.2	Additional investment made after acquisition (Part 2, Column 8)	0
3.	Capitalized deferred interest and other:	
3.1	Totals, Part 1, Column 12	
3.2	Totals, Part 3, Column 11	0
4.	Accrual of discount	0
5.	Unrealized valuation increase/(decrease):	
5.1	Totals, Part 1, Column 9	
5.2	Totals, Part 3, Column 8	0
6.	Total gain (loss) on disposals, Part 3, Column 18	
7.	Deduct amounts received on disposals, Part 3, Column 15	
8.	Deduct amortization of premium and mortgage interest points and commitment fees	0
9.	Total foreign exchange change in book value/recorded investment excluding accrued interest:	
9.1	Totals, Part 1, Column 13	
9.2	Totals, Part 3, Column 13	0
10.	Deduct current year's other-than-temporary impairment recognized:	
10.1	Totals, Part 1, Column 11	
10.2	Totals, Part 3, Column 10	0
11.	Book value/recorded investment excluding accrued interest at end of current period (Lines 1+2+3+4+5+6-7-8+9-10)	0
12.	Total valuation allowance	0
13.	Subtotal (Line 11 plus Line 12)	0
14.	Deduct total nonadmitted amounts	0
15.	Statement value of mortgages owned at end of current period (Line 13 minus Line 14)	0

ANNUAL STATEMENT FOR THE YEAR 2024 OF THE General Re Life Corporation
SCHEDULE BA - VERIFICATION BETWEEN YEARS
 Other Long-Term Invested Assets

1.	Book/adjusted carrying value, December 31 of prior year	714,291,331
2.	Cost of acquired:	
2.1	Actual cost at time of acquisition (Part 2, Column 8)	
2.2	Additional investment made after acquisition (Part 2, Column 9)	0
3.	Capitalized deferred interest and other:	
3.1	Totals, Part 1, Column 16	0
3.2	Totals, Part 3, Column 12	0
4.	Accrual of discount	0
5.	Unrealized valuation increase/(decrease):	
5.1	Totals, Part 1, Column 13	0
5.2	Totals, Part 3, Column 9	0
6.	Total gain (loss) on disposals, Part 3, Column 19	
7.	Deduct amounts received on disposals, Part 3, Column 16	
8.	Deduct amortization of premium and depreciation	4,981,006
9.	Total foreign exchange change in book/adjusted carrying value:	
9.1	Totals, Part 1, Column 17	(2,060,887)
9.2	Totals, Part 3, Column 14	(2,060,887)
10.	Deduct current year's other-than-temporary impairment recognized:	
10.1	Totals, Part 1, Column 15	0
10.2	Totals, Part 3, Column 11	0
11.	Book/adjusted carrying value at end of current period (Lines 1+2+3+4+5+6-7-8+9-10)	707,249,438
12.	Deduct total nonadmitted amounts	
13.	Statement value at end of current period (Line 11 minus Line 12)	707,249,438

SCHEDULE D - VERIFICATION BETWEEN YEARS
 Bonds and Stocks

1.	Book/adjusted carrying value, December 31 of prior year	541,611,139
2.	Cost of bonds and stocks acquired, Part 3, Column 7	178,047,217
3.	Accrual of discount	4,491,931
4.	Unrealized valuation increase/(decrease):	
4.1	Part 1, Column 12	0
4.2	Part 2, Section 1, Column 15	
4.3	Part 2, Section 2, Column 13	387,224
4.4	Part 4, Column 11	0
5.	Total gain (loss) on disposals, Part 4, Column 19	(3,796,500)
6.	Deduction consideration for bonds and stocks disposed of, Part 4, Column 7	455,132,337
7.	Deduct amortization of premium	353,245
8.	Total foreign exchange change in book/adjusted carrying value:	
8.1	Part 1, Column 15	(9,628,120)
8.2	Part 2, Section 1, Column 19	
8.3	Part 2, Section 2, Column 16	0
8.4	Part 4, Column 15	(837,156)
9.	Deduct current year's other-than-temporary impairment recognized:	
9.1	Part 1, Column 14	0
9.2	Part 2, Section 1, Column 17	
9.3	Part 2, Section 2, Column 14	0
9.4	Part 4, Column 13	0
10.	Total investment income recognized as a result of prepayment penalties and/or acceleration fees, Note 5Q, Line 2	0
11.	Book/adjusted carrying value at end of current period (Lines 1+2+3+4+5-6-7+8-9+10)	254,790,153
12.	Deduct total nonadmitted amounts	0
13.	Statement value at end of current period (Line 11 minus Line 12)	254,790,153

ANNUAL STATEMENT FOR THE YEAR 2024 OF THE General Re Life Corporation

SCHEDULE D - SUMMARY BY COUNTRY

Long-Term Bonds and Stocks OWNED December 31 of Current Year

Description		1 Book/Adjusted Carrying Value	2 Fair Value	3 Actual Cost	4 Par Value of Bonds
BONDS					
Governments (Including all obligations guaranteed by governments)	1. United States	6,516,506	6,549,111	6,517,756	6,515,000
	2. Canada	0	0	0	0
	3. Other Countries	192,214,483	192,160,626	199,697,731	193,666,704
	4. Totals	198,730,989	198,709,737	206,215,487	200,181,704
U.S. States, Territories and Possessions (Direct and guaranteed)	5. Totals				
U.S. Political Subdivisions of States, Territories and Possessions (Direct and guaranteed)	6. Totals				
U.S. Special Revenue and Special Assessment Obligations and all Non- Guaranteed Obligations of Agencies and Authorities of Governments and their Political Subdivisions	7. Totals				
Industrial and Miscellaneous, SVO Identified Funds, Unaffiliated Bank Loans, Unaffiliated Certificates of Deposit and Hybrid Securities (unaffiliated)	8. United States	23,534,821	24,410,349	24,686,921	23,205,001
	9. Canada	0	0	0	0
	10. Other Countries	12,928,475	14,670,190	10,611,360	14,500,000
	11. Totals	36,463,296	39,080,539	35,298,281	37,705,001
Parent, Subsidiaries and Affiliates	12. Totals				
	13. Total Bonds	235,194,285	237,790,276	241,513,768	237,886,705
PREFERRED STOCKS					
Industrial and Miscellaneous (unaffiliated)	14. United States	0	0	0	
	15. Canada	0	0	0	
	16. Other Countries	0	0	0	
	17. Totals	0	0	0	
Parent, Subsidiaries and Affiliates	18. Totals				
	19. Total Preferred Stocks	0	0	0	
COMMON STOCKS					
Industrial and Miscellaneous (unaffiliated), Mutual Funds, Unit Investment Trusts, Closed-End Funds and Exchange Traded Funds	20. United States	0	0	0	
	21. Canada	0	0	0	
	22. Other Countries	0	0	0	
	23. Totals	0	0	0	
Parent, Subsidiaries and Affiliates	24. Totals	19,595,868	19,595,868	7,400,000	
	25. Total Common Stocks	19,595,868	19,595,868	7,400,000	
	26. Total Stocks	19,595,868	19,595,868	7,400,000	
	27. Total Bonds and Stocks	254,790,153	257,386,144	248,913,768	

ANNUAL STATEMENT FOR THE YEAR 2024 OF THE General Re Life Corporation

SCHEDULE D - PART 1A - SECTION 1

Quality and Maturity Distribution of All Bonds Owned December 31, at Book/Adjusted Carrying Values by Major Types of Issues and NAIC Designations

NAIC Designation	1 1 Year or Less	2 Over 1 Year Through 5 Years	3 Over 5 Years Through 10 Years	4 Over 10 Years Through 20 Years	5 Over 20 Years	6 No Maturity Date	7 Total Current Year	8 Col. 7 as a % of Line 12.7	9 Total from Col. 7 Prior Year	10 % From Col. 8 Prior Year	11 Total Publicly Traded	12 Total Privately Placed (a)
1. U.S. Governments												
1.1 NAIC 1	2,152,943,531	364,667	0	0	0	XXX	2,153,308,198	79.8	3,377,568,983	87.5	2,153,308,198	0
1.2 NAIC 2	0	0	0	0	0	XXX	0	0.0	0	0.0	0	0
1.3 NAIC 3	0	0	0	0	0	XXX	0	0.0	0	0.0	0	0
1.4 NAIC 4	0	0	0	0	0	XXX	0	0.0	0	0.0	0	0
1.5 NAIC 5	0	0	0	0	0	XXX	0	0.0	0	0.0	0	0
1.6 NAIC 6	0	0	0	0	0	XXX	0	0.0	0	0.0	0	0
1.7 Totals	2,152,943,531	364,667	0	0	0	XXX	2,153,308,198	79.8	3,377,568,983	87.5	2,153,308,198	0
2. All Other Governments												
2.1 NAIC 1	407,966,600	100,580,437	0	0	0	XXX	508,547,037	18.8	445,776,253	11.5	508,547,038	(1)
2.2 NAIC 2	0	0	0	0	0	XXX	0	0.0	0	0.0	0	0
2.3 NAIC 3	0	0	0	0	0	XXX	0	0.0	0	0.0	0	0
2.4 NAIC 4	0	0	0	0	0	XXX	0	0.0	0	0.0	0	0
2.5 NAIC 5	0	0	0	0	0	XXX	0	0.0	0	0.0	0	0
2.6 NAIC 6	0	0	0	0	0	XXX	0	0.0	0	0.0	0	0
2.7 Totals	407,966,600	100,580,437	0	0	0	XXX	508,547,037	18.8	445,776,253	11.5	508,547,038	(1)
3. U.S. States, Territories and Possessions etc., Guaranteed												
3.1 NAIC 1	0	0	0	0	0	XXX	0	0.0	0	0.0	0	0
3.2 NAIC 2	0	0	0	0	0	XXX	0	0.0	0	0.0	0	0
3.3 NAIC 3	0	0	0	0	0	XXX	0	0.0	0	0.0	0	0
3.4 NAIC 4	0	0	0	0	0	XXX	0	0.0	0	0.0	0	0
3.5 NAIC 5	0	0	0	0	0	XXX	0	0.0	0	0.0	0	0
3.6 NAIC 6	0	0	0	0	0	XXX	0	0.0	0	0.0	0	0
3.7 Totals	0	0	0	0	0	XXX	0	0.0	0	0.0	0	0
4. U.S. Political Subdivisions of States, Territories and Possessions, Guaranteed												
4.1 NAIC 1	0	0	0	0	0	XXX	0	0.0	0	0.0	0	0
4.2 NAIC 2	0	0	0	0	0	XXX	0	0.0	0	0.0	0	0
4.3 NAIC 3	0	0	0	0	0	XXX	0	0.0	0	0.0	0	0
4.4 NAIC 4	0	0	0	0	0	XXX	0	0.0	0	0.0	0	0
4.5 NAIC 5	0	0	0	0	0	XXX	0	0.0	0	0.0	0	0
4.6 NAIC 6	0	0	0	0	0	XXX	0	0.0	0	0.0	0	0
4.7 Totals	0	0	0	0	0	XXX	0	0.0	0	0.0	0	0
5. U.S. Special Revenue & Special Assessment Obligations, etc., Non-Guaranteed												
5.1 NAIC 1	0	0	0	0	0	XXX	0	0.0	135	0.0	0	0
5.2 NAIC 2	0	0	0	0	0	XXX	0	0.0	0	0.0	0	0
5.3 NAIC 3	0	0	0	0	0	XXX	0	0.0	0	0.0	0	0
5.4 NAIC 4	0	0	0	0	0	XXX	0	0.0	0	0.0	0	0
5.5 NAIC 5	0	0	0	0	0	XXX	0	0.0	0	0.0	0	0
5.6 NAIC 6	0	0	0	0	0	XXX	0	0.0	0	0.0	0	0
5.7 Totals	0	0	0	0	0	XXX	0	0.0	135	0.0	0	0

ANNUAL STATEMENT FOR THE YEAR 2024 OF THE General Re Life Corporation

SCHEDULE D - PART 1A - SECTION 1 (Continued)

Quality and Maturity Distribution of All Bonds Owned December 31, at Book/Adjusted Carrying Values by Major Types of Issues and NAIC Designations

NAIC Designation	1 1 Year or Less	2 Over 1 Year Through 5 Years	3 Over 5 Years Through 10 Years	4 Over 10 Years Through 20 Years	5 Over 20 Years	6 No Maturity Date	7 Total Current Year	8 Col. 7 as a % of Line 12.7	9 Total from Col. 7 Prior Year	10 % From Col. 8 Prior Year	11 Total Publicly Traded	12 Total Privately Placed (a)
6. Industrial & Miscellaneous (Unaffiliated)												
6.1 NAIC 1	0	0	0	0	0	XXX	1	0.0	4,092,313	0.1	1	0
6.2 NAIC 2	20,295,815	16,167,480	0	0	0	XXX	36,463,295	1.4	32,245,761	0.8	25,534,820	10,928,475
6.3 NAIC 3	0	0	0	0	0	XXX	0	0.0	0	0.0	0	0
6.4 NAIC 4	0	0	0	0	0	XXX	0	0.0	0	0.0	0	0
6.5 NAIC 5	0	0	0	0	0	XXX	0	0.0	0	0.0	0	0
6.6 NAIC 6	0	0	0	0	0	XXX	0	0.0	0	0.0	0	0
6.7 Totals	20,295,816	16,167,480	0	0	0	XXX	36,463,296	1.4	36,338,074	0.9	25,534,821	10,928,475
7. Hybrid Securities												
7.1 NAIC 1	0	0	0	0	0	XXX	0	0.0	0	0.0	0	0
7.2 NAIC 2	0	0	0	0	0	XXX	0	0.0	0	0.0	0	0
7.3 NAIC 3	0	0	0	0	0	XXX	0	0.0	0	0.0	0	0
7.4 NAIC 4	0	0	0	0	0	XXX	0	0.0	0	0.0	0	0
7.5 NAIC 5	0	0	0	0	0	XXX	0	0.0	0	0.0	0	0
7.6 NAIC 6	0	0	0	0	0	XXX	0	0.0	0	0.0	0	0
7.7 Totals	0	0	0	0	0	XXX	0	0.0	0	0.0	0	0
8. Parent, Subsidiaries and Affiliates												
8.1 NAIC 1	0	0	0	0	0	XXX	0	0.0	0	0.0	0	0
8.2 NAIC 2	0	0	0	0	0	XXX	0	0.0	0	0.0	0	0
8.3 NAIC 3	0	0	0	0	0	XXX	0	0.0	0	0.0	0	0
8.4 NAIC 4	0	0	0	0	0	XXX	0	0.0	0	0.0	0	0
8.5 NAIC 5	0	0	0	0	0	XXX	0	0.0	0	0.0	0	0
8.6 NAIC 6	0	0	0	0	0	XXX	0	0.0	0	0.0	0	0
8.7 Totals	0	0	0	0	0	XXX	0	0.0	0	0.0	0	0
9. SVO Identified Funds												
9.1 NAIC 1	XXX	XXX	XXX	XXX	XXX	0	0	0.0	0	0.0	0	0
9.2 NAIC 2	XXX	XXX	XXX	XXX	XXX	0	0	0.0	0	0.0	0	0
9.3 NAIC 3	XXX	XXX	XXX	XXX	XXX	0	0	0.0	0	0.0	0	0
9.4 NAIC 4	XXX	XXX	XXX	XXX	XXX	0	0	0.0	0	0.0	0	0
9.5 NAIC 5	XXX	XXX	XXX	XXX	XXX	0	0	0.0	0	0.0	0	0
9.6 NAIC 6	XXX	XXX	XXX	XXX	XXX	0	0	0.0	0	0.0	0	0
9.7 Totals	XXX	XXX	XXX	XXX	XXX	0	0	0.0	0	0.0	0	0
10. Unaffiliated Bank Loans												
10.1 NAIC 1	0	0	0	0	0	XXX	0	0.0	0	0.0	0	0
10.2 NAIC 2	0	0	0	0	0	XXX	0	0.0	0	0.0	0	0
10.3 NAIC 3	0	0	0	0	0	XXX	0	0.0	0	0.0	0	0
10.4 NAIC 4	0	0	0	0	0	XXX	0	0.0	0	0.0	0	0
10.5 NAIC 5	0	0	0	0	0	XXX	0	0.0	0	0.0	0	0
10.6 NAIC 6	0	0	0	0	0	XXX	0	0.0	0	0.0	0	0
10.7 Totals	0	0	0	0	0	XXX	0	0.0	0	0.0	0	0
11. Unaffiliated Certificates of Deposit												
11.1 NAIC 1	0	0	0	0	0	XXX	0	0.0	0	0.0	0	0
11.2 NAIC 2	0	0	0	0	0	XXX	0	0.0	0	0.0	0	0
11.3 NAIC 3	0	0	0	0	0	XXX	0	0.0	0	0.0	0	0
11.4 NAIC 4	0	0	0	0	0	XXX	0	0.0	0	0.0	0	0
11.5 NAIC 5	0	0	0	0	0	XXX	0	0.0	0	0.0	0	0
11.6 NAIC 6	0	0	0	0	0	XXX	0	0.0	0	0.0	0	0
11.7 Totals	0	0	0	0	0	XXX	0	0.0	0	0.0	0	0

9015

ANNUAL STATEMENT FOR THE YEAR 2024 OF THE General Re Life Corporation

SCHEDULE D - PART 1A - SECTION 1 (Continued)

Quality and Maturity Distribution of All Bonds Owned December 31, at Book/Adjusted Carrying Values by Major Types of Issues and NAIC Designations

NAIC Designation	1 1 Year or Less	2 Over 1 Year Through 5 Years	3 Over 5 Years Through 10 Years	4 Over 10 Years Through 20 Years	5 Over 20 Years	6 No Maturity Date	7 Total Current Year	8 Col. 7 as a % of Line 12.7	9 Total from Col. 7 Prior Year	10 % From Col. 8 Prior Year	11 Total Publicly Traded	12 Total Privately Placed (a)
12. Total Bonds Current Year												
12.1 NAIC 1	(d) 2,560,910,132	100,945,104	0	0	0	0	2,661,855,236	98.6	XXX	XXX	2,661,855,237	(1)
12.2 NAIC 2	(d) 20,295,815	16,167,480	0	0	0	0	36,463,295	1.4	XXX	XXX	25,534,820	10,928,475
12.3 NAIC 3	(d) 0	0	0	0	0	0	0	0.0	XXX	XXX	0	0
12.4 NAIC 4	(d) 0	0	0	0	0	0	0	0.0	XXX	XXX	0	0
12.5 NAIC 5	(d) 0	0	0	0	0	0	0	0.0	XXX	XXX	0	0
12.6 NAIC 6	(d) 0	0	0	0	0	0	0	0.0	XXX	XXX	0	0
12.7 Totals	2,581,205,947	117,112,584	0	0	0	0	(b) 2,698,318,531	100.0	XXX	XXX	2,687,390,057	10,928,474
12.8 Line 12.7 as a % of Col. 7	95.7	4.3	0.0	0.0	0.0	0.0	100.0	XXX	XXX	XXX	99.6	0.4
13. Total Bonds Prior Year												
13.1 NAIC 1	3,798,468,827	28,968,857	0	0	0	0	XXX	XXX	3,827,437,684	99.2	3,827,437,684	0
13.2 NAIC 2	16,200,000	16,045,761	0	0	0	0	XXX	XXX	32,245,761	0.8	21,616,899	10,628,862
13.3 NAIC 3	0	0	0	0	0	0	XXX	XXX	0	0.0	0	0
13.4 NAIC 4	0	0	0	0	0	0	XXX	XXX	0	0.0	0	0
13.5 NAIC 5	0	0	0	0	0	0	XXX	XXX	0	0.0	0	0
13.6 NAIC 6	0	0	0	0	0	0	XXX	XXX	(c) 0	0.0	0	0
13.7 Totals	3,814,668,827	45,014,618	0	0	0	0	XXX	XXX	(b) 3,859,683,445	100.0	3,849,054,583	10,628,862
13.8 Line 13.7 as a % of Col. 9	98.8	1.2	0.0	0.0	0.0	0.0	XXX	XXX	100.0	XXX	99.7	0.3
14. Total Publicly Traded Bonds												
14.1 NAIC 1	2,560,910,132	100,945,105	0	0	0	0	2,661,855,237	98.6	3,827,437,684	99.2	2,661,855,237	XXX
14.2 NAIC 2	20,295,815	5,239,005	0	0	0	0	25,534,820	0.9	21,616,899	0.6	25,534,820	XXX
14.3 NAIC 3	0	0	0	0	0	0	0	0.0	0	0.0	0	XXX
14.4 NAIC 4	0	0	0	0	0	0	0	0.0	0	0.0	0	XXX
14.5 NAIC 5	0	0	0	0	0	0	0	0.0	0	0.0	0	XXX
14.6 NAIC 6	0	0	0	0	0	0	0	0.0	0	0.0	0	XXX
14.7 Totals	2,581,205,947	106,184,110	0	0	0	0	2,687,390,057	99.6	3,849,054,583	99.7	2,687,390,057	XXX
14.8 Line 14.7 as a % of Col. 7	96.0	4.0	0.0	0.0	0.0	0.0	100.0	XXX	XXX	XXX	100.0	XXX
14.9 Line 14.7 as a % of Line 12.7, Col. 7, Section 12	95.7	3.9	0.0	0.0	0.0	0.0	99.6	XXX	XXX	XXX	99.6	XXX
15. Total Privately Placed Bonds												
15.1 NAIC 1	0	(1)	0	0	0	0	(1)	0.0	0	0.0	XXX	(1)
15.2 NAIC 2	0	10,928,475	0	0	0	0	10,928,475	0.4	10,628,862	0.3	XXX	10,928,475
15.3 NAIC 3	0	0	0	0	0	0	0	0.0	0	0.0	XXX	0
15.4 NAIC 4	0	0	0	0	0	0	0	0.0	0	0.0	XXX	0
15.5 NAIC 5	0	0	0	0	0	0	0	0.0	0	0.0	XXX	0
15.6 NAIC 6	0	0	0	0	0	0	0	0.0	0	0.0	XXX	0
15.7 Totals	0	10,928,474	0	0	0	0	10,928,474	0.4	10,628,862	0.3	XXX	10,928,474
15.8 Line 15.7 as a % of Col. 7	0.0	100.0	0.0	0.0	0.0	0.0	100.0	XXX	XXX	XXX	XXX	100.0
15.9 Line 15.7 as a % of Line 12.7, Col. 7, Section 12	0.0	0.4	0.0	0.0	0.0	0.0	0.4	XXX	XXX	XXX	XXX	0.4

(a) Includes \$ 10,928,475 freely tradable under SEC Rule 144 or qualified for resale under SEC Rule 144A.

(b) Includes \$ 1 current year of bonds with Z designations and \$ 1 prior year of bonds with Z designations. The letter "Z" means the NAIC designation was not assigned by the Securities Valuation Office (SVO) at the date of the statement.

(c) Includes \$ 0 current year, \$ 0 prior year of bonds with 5GI designations and \$ 0 current year, \$ 0 prior year of bonds with 6* designations. "5GI" means the NAIC designation was assigned by the (SVO) in reliance on the insurer's certification that the issuer is current in all principal and interest payments. "6*" means the NAIC designation was assigned by the SVO due to inadequate certification of principal and interest payments.

(d) Includes the following amount of short-term and cash equivalent bonds by NAIC designation: NAIC 1 \$ 2,463,124,253 ; NAIC 2 \$ 0 ; NAIC 3 \$ 0 ; NAIC 4 \$ 0 ; NAIC 5 \$ 0 ; NAIC 6 \$ 0

ANNUAL STATEMENT FOR THE YEAR 2024 OF THE General Re Life Corporation

SCHEDULE D - PART 1A - SECTION 2

Maturity Distribution of All Bonds Owned December 31, at Book/Adjusted Carrying Values by Major Type and Subtype of Issues

Distribution by Type	1 1 Year or Less	2 Over 1 Year Through 5 Years	3 Over 5 Years Through 10 Years	4 Over 10 Years Through 20 Years	5 Over 20 Years	6 No Maturity Date	7 Total Current Year	8 Col. 7 as a % of Line 12.09	9 Total from Col. 7 Prior Year	10 % From Col. 8 Prior Year	11 Total Publicly Traded	12 Total Privately Placed
1. U.S. Governments												
1.01 Issuer Obligations	2,152,943,531	364,667	0	0	0	XXX	2,153,308,198	79.8	3,377,568,983	87.5	2,153,308,198	0
1.02 Residential Mortgage-Backed Securities	0	0	0	0	0	XXX	0	0.0	0	0.0	0	0
1.03 Commercial Mortgage-Backed Securities	0	0	0	0	0	XXX	0	0.0	0	0.0	0	0
1.04 Other Loan-Backed and Structured Securities ...	0	0	0	0	0	XXX	0	0.0	0	0.0	0	0
1.05 Totals	2,152,943,531	364,667	0	0	0	XXX	2,153,308,198	79.8	3,377,568,983	87.5	2,153,308,198	0
2. All Other Governments												
2.01 Issuer Obligations	407,966,600	100,580,437	0	0	0	XXX	508,547,037	18.8	445,776,253	11.5	508,547,038	(1)
2.02 Residential Mortgage-Backed Securities	0	0	0	0	0	XXX	0	0.0	0	0.0	0	0
2.03 Commercial Mortgage-Backed Securities	0	0	0	0	0	XXX	0	0.0	0	0.0	0	0
2.04 Other Loan-Backed and Structured Securities ...	0	0	0	0	0	XXX	0	0.0	0	0.0	0	0
2.05 Totals	407,966,600	100,580,437	0	0	0	XXX	508,547,037	18.8	445,776,253	11.5	508,547,038	(1)
3. U.S. States, Territories and Possessions, Guaranteed												
3.01 Issuer Obligations	0	0	0	0	0	XXX	0	0.0	0	0.0	0	0
3.02 Residential Mortgage-Backed Securities	0	0	0	0	0	XXX	0	0.0	0	0.0	0	0
3.03 Commercial Mortgage-Backed Securities	0	0	0	0	0	XXX	0	0.0	0	0.0	0	0
3.04 Other Loan-Backed and Structured Securities ...	0	0	0	0	0	XXX	0	0.0	0	0.0	0	0
3.05 Totals	0	0	0	0	0	XXX	0	0.0	0	0.0	0	0
4. U.S. Political Subdivisions of States, Territories and Possessions, Guaranteed												
4.01 Issuer Obligations	0	0	0	0	0	XXX	0	0.0	0	0.0	0	0
4.02 Residential Mortgage-Backed Securities	0	0	0	0	0	XXX	0	0.0	0	0.0	0	0
4.03 Commercial Mortgage-Backed Securities	0	0	0	0	0	XXX	0	0.0	0	0.0	0	0
4.04 Other Loan-Backed and Structured Securities ...	0	0	0	0	0	XXX	0	0.0	0	0.0	0	0
4.05 Totals	0	0	0	0	0	XXX	0	0.0	0	0.0	0	0
5. U.S. Special Revenue & Special Assessment Obligations etc., Non-Guaranteed												
5.01 Issuer Obligations	0	0	0	0	0	XXX	0	0.0	0	0.0	0	0
5.02 Residential Mortgage-Backed Securities	0	0	0	0	0	XXX	0	0.0	135	0.0	0	0
5.03 Commercial Mortgage-Backed Securities	0	0	0	0	0	XXX	0	0.0	0	0.0	0	0
5.04 Other Loan-Backed and Structured Securities ...	0	0	0	0	0	XXX	0	0.0	0	0.0	0	0
5.05 Totals	0	0	0	0	0	XXX	0	0.0	135	0.0	0	0
6. Industrial and Miscellaneous												
6.01 Issuer Obligations	20,295,815	16,167,480	0	0	0	XXX	36,463,295	1.4	36,338,073	0.9	25,534,820	10,928,475
6.02 Residential Mortgage-Backed Securities	1	0	0	0	0	XXX	1	0.0	1	0.0	1	0
6.03 Commercial Mortgage-Backed Securities	0	0	0	0	0	XXX	0	0.0	0	0.0	0	0
6.04 Other Loan-Backed and Structured Securities ...	0	0	0	0	0	XXX	0	0.0	0	0.0	0	0
6.05 Totals	20,295,816	16,167,480	0	0	0	XXX	36,463,296	1.4	36,338,074	0.9	25,534,821	10,928,475
7. Hybrid Securities												
7.01 Issuer Obligations	0	0	0	0	0	XXX	0	0.0	0	0.0	0	0
7.02 Residential Mortgage-Backed Securities	0	0	0	0	0	XXX	0	0.0	0	0.0	0	0
7.03 Commercial Mortgage-Backed Securities	0	0	0	0	0	XXX	0	0.0	0	0.0	0	0
7.04 Other Loan-Backed and Structured Securities ...	0	0	0	0	0	XXX	0	0.0	0	0.0	0	0
7.05 Totals	0	0	0	0	0	XXX	0	0.0	0	0.0	0	0
8. Parent, Subsidiaries and Affiliates												
8.01 Issuer Obligations	0	0	0	0	0	XXX	0	0.0	0	0.0	0	0
8.02 Residential Mortgage-Backed Securities	0	0	0	0	0	XXX	0	0.0	0	0.0	0	0
8.03 Commercial Mortgage-Backed Securities	0	0	0	0	0	XXX	0	0.0	0	0.0	0	0
8.04 Other Loan-Backed and Structured Securities ...	0	0	0	0	0	XXX	0	0.0	0	0.0	0	0
8.05 Affiliated Bank Loans - Issued	0	0	0	0	0	XXX	0	0.0	0	0.0	0	0
8.06 Affiliated Bank Loans - Acquired	0	0	0	0	0	XXX	0	0.0	0	0.0	0	0
8.07 Totals	0	0	0	0	0	XXX	0	0.0	0	0.0	0	0

8018

ANNUAL STATEMENT FOR THE YEAR 2024 OF THE General Re Life Corporation

SCHEDULE D - PART 1A - SECTION 2 (Continued)

Maturity Distribution of All Bonds Owned December 31, at Book/Adjusted Carrying Values by Major Type and Subtype of Issues

Distribution by Type	1 1 Year or Less	2 Over 1 Year Through 5 Years	3 Over 5 Years Through 10 Years	4 Over 10 Years Through 20 Years	5 Over 20 Years	6 No Maturity Date	7 Total Current Year	8 Col. 7 as a % of Line 12.09	9 Total from Col. 7 Prior Year	10 % From Col. 8 Prior Year	11 Total Publicly Traded	12 Total Privately Placed
9. SVO Identified Funds												
9.01 Exchange Traded Funds Identified by the SVO	XXX	XXX	XXX	XXX	XXX	0	0	0.0	0	0.0	0	0
10. Unaffiliated Bank Loans												
10.01 Unaffiliated Bank Loans - Issued	0	0	0	0	0	XXX	0	0.0	0	0.0	0	0
10.02 Unaffiliated Bank Loans - Acquired	0	0	0	0	0	XXX	0	0.0	0	0.0	0	0
10.03 Totals	0	0	0	0	0	XXX	0	0.0	0	0.0	0	0
11. Unaffiliated Certificates of Deposit												
11.01 Totals	0	0	0	0	0	XXX	0	0.0	0	0.0	0	0
12. Total Bonds Current Year												
12.01 Issuer Obligations	2,581,205,946	117,112,584	0	0	0	XXX	2,698,318,530	100.0	XXX	XXX	2,687,390,056	10,928,474
12.02 Residential Mortgage-Backed Securities	1	0	0	0	0	XXX	1	0.0	XXX	XXX	1	0
12.03 Commercial Mortgage-Backed Securities	0	0	0	0	0	XXX	0	0.0	XXX	XXX	0	0
12.04 Other Loan-Backed and Structured Securities	0	0	0	0	0	XXX	0	0.0	XXX	XXX	0	0
12.05 SVO Identified Funds	XXX	XXX	XXX	XXX	XXX	0	0	0.0	XXX	XXX	0	0
12.06 Affiliated Bank Loans	0	0	0	0	0	XXX	0	0.0	XXX	XXX	0	0
12.07 Unaffiliated Bank Loans	0	0	0	0	0	XXX	0	0.0	XXX	XXX	0	0
12.08 Unaffiliated Certificates of Deposit	0	0	0	0	0	XXX	0	0.0	XXX	XXX	0	0
12.09 Totals	2,581,205,947	117,112,584	0	0	0	0	2,698,318,531	100.0	XXX	XXX	2,687,390,057	10,928,474
12.10 Line 12.09 as a % of Col. 7	95.7	4.3	0.0	0.0	0.0	0.0	100.0	XXX	XXX	XXX	99.6	0.4
13. Total Bonds Prior Year												
13.01 Issuer Obligations	3,814,668,691	45,014,618	0	0	0	XXX	XXX	XXX	3,859,683,309	100.0	3,849,054,447	10,628,862
13.02 Residential Mortgage-Backed Securities	136	0	0	0	0	XXX	XXX	XXX	136	0.0	136	0
13.03 Commercial Mortgage-Backed Securities	0	0	0	0	0	XXX	XXX	XXX	0	0.0	0	0
13.04 Other Loan-Backed and Structured Securities	0	0	0	0	0	XXX	XXX	XXX	0	0.0	0	0
13.05 SVO Identified Funds	XXX	XXX	XXX	XXX	XXX	0	0	0.0	XXX	XXX	0	0
13.06 Affiliated Bank Loans	0	0	0	0	0	XXX	XXX	XXX	0	0.0	0	0
13.07 Unaffiliated Bank Loans	0	0	0	0	0	XXX	XXX	XXX	0	0.0	0	0
13.08 Unaffiliated Certificates of Deposit	0	0	0	0	0	XXX	XXX	XXX	0	0.0	0	0
13.09 Totals	3,814,668,827	45,014,618	0	0	0	0	XXX	XXX	3,859,683,445	100.0	3,849,054,583	10,628,862
13.10 Line 13.09 as a % of Col. 9	98.8	1.2	0.0	0.0	0.0	0.0	XXX	XXX	100.0	XXX	99.7	0.3
14. Total Publicly Traded Bonds												
14.01 Issuer Obligations	2,581,205,946	106,184,110	0	0	0	XXX	2,687,390,056	99.6	3,849,054,447	99.7	2,687,390,056	XXX
14.02 Residential Mortgage-Backed Securities	1	0	0	0	0	XXX	1	0.0	136	0.0	1	XXX
14.03 Commercial Mortgage-Backed Securities	0	0	0	0	0	XXX	0	0.0	0	0.0	0	XXX
14.04 Other Loan-Backed and Structured Securities	0	0	0	0	0	XXX	0	0.0	0	0.0	0	XXX
14.05 SVO Identified Funds	XXX	XXX	XXX	XXX	XXX	0	0	0.0	0	0.0	0	XXX
14.06 Affiliated Bank Loans	0	0	0	0	0	XXX	0	0.0	0	0.0	0	XXX
14.07 Unaffiliated Bank Loans	0	0	0	0	0	XXX	0	0.0	0	0.0	0	XXX
14.08 Unaffiliated Certificates of Deposit	0	0	0	0	0	XXX	0	0.0	0	0.0	0	XXX
14.09 Totals	2,581,205,947	106,184,110	0	0	0	0	2,687,390,057	99.6	3,849,054,583	99.7	2,687,390,057	XXX
14.10 Line 14.09 as a % of Col. 7	96.0	4.0	0.0	0.0	0.0	0.0	100.0	XXX	XXX	XXX	100.0	XXX
14.11 Line 14.09 as a % of Line 12.09, Col. 7, Section 12	95.7	3.9	0.0	0.0	0.0	0.0	99.6	XXX	XXX	XXX	99.6	XXX
15. Total Privately Placed Bonds												
15.01 Issuer Obligations	0	10,928,474	0	0	0	XXX	10,928,474	0.4	10,628,862	0.3	XXX	10,928,474
15.02 Residential Mortgage-Backed Securities	0	0	0	0	0	XXX	0	0.0	0	0.0	XXX	0
15.03 Commercial Mortgage-Backed Securities	0	0	0	0	0	XXX	0	0.0	0	0.0	XXX	0
15.04 Other Loan-Backed and Structured Securities	0	0	0	0	0	XXX	0	0.0	0	0.0	XXX	0
15.05 SVO Identified Funds	XXX	XXX	XXX	XXX	XXX	0	0	0.0	0	0.0	XXX	0
15.06 Affiliated Bank Loans	0	0	0	0	0	XXX	0	0.0	0	0.0	XXX	0
15.07 Unaffiliated Bank Loans	0	0	0	0	0	XXX	0	0.0	0	0.0	XXX	0
15.08 Unaffiliated Certificates of Deposit	0	0	0	0	0	XXX	0	0.0	0	0.0	XXX	0
15.09 Totals	0	10,928,474	0	0	0	0	10,928,474	0.4	10,628,862	0.3	XXX	10,928,474
15.10 Line 15.09 as a % of Col. 7	0.0	100.0	0.0	0.0	0.0	0.0	100.0	XXX	XXX	XXX	XXX	100.0
15.11 Line 15.09 as a % of Line 12.09, Col. 7, Section 12	0.0	0.4	0.0	0.0	0.0	0.0	0.4	XXX	XXX	XXX	XXX	0.4

6015

ANNUAL STATEMENT FOR THE YEAR 2024 OF THE General Re Life Corporation
SCHEDULE DA - VERIFICATION BETWEEN YEARS

Short-Term Investments

	1	2	3	4	5
	Total	Bonds	Mortgage Loans	Other Short-term Investment Assets (a)	Investments in Parent, Subsidiaries and Affiliates
1. Book/adjusted carrying value, December 31 of prior year	3,245,155,693	3,245,155,693	0	0	0
2. Cost of short-term investments acquired	5,028,814,981	5,028,814,981	0	0	0
3. Accrual of discount	132,068,512	132,068,512	0	0	0
4. Unrealized valuation increase/(decrease)	0	0	0	0	0
5. Total gain (loss) on disposals	(6,992,562)	(6,992,562)	0	0	0
6. Deduct consideration received on disposals	6,070,017,483	6,070,017,483	0	0	0
7. Deduct amortization of premium	0	0	0	0	0
8. Total foreign exchange change in book/adjusted carrying value	(13,184,492)	(13,184,492)	0	0	0
9. Deduct current year's other-than-temporary impairment recognized	0	0	0	0	0
10. Book/adjusted carrying value at end of current period (Lines 1+2+3+4+5-6-7+8-9)	2,315,844,649	2,315,844,649	0	0	0
11. Deduct total nonadmitted amounts	0	0	0	0	0
12. Statement value at end of current period (Line 10 minus Line 11)	2,315,844,649	2,315,844,649	0	0	0

(a) Indicate the category of such assets, for example, joint ventures, transportation equipment:

Schedule DB - Part A - Verification - Options, Caps, Floors, Collars, Swaps and Forwards

N O N E

Schedule DB - Part B - Verification - Futures Contracts

N O N E

Schedule DB - Part C - Section 1 - Replication (Synthetic Asset) Transactions (RSATs) Open

N O N E

Schedule DB-Part C-Section 2-Reconciliation of Replication (Synthetic Asset) Transactions Open

N O N E

Schedule DB - Verification - Book/Adjusted Carrying Value, Fair Value and Potential Exposure of
Derivatives

N O N E

ANNUAL STATEMENT FOR THE YEAR 2024 OF THE General Re Life Corporation
SCHEDULE E - PART 2 - VERIFICATION BETWEEN YEARS

(Cash Equivalents)

	1	2	3	4
	Total	Bonds	Money Market Mutual funds	Other (a)
1. Book/adjusted carrying value, December 31 of prior year	128,242,290	92,125,265	36,117,025	0
2. Cost of cash equivalents acquired	3,339,300,177	3,156,807,179	182,492,998	0
3. Accrual of discount	9,127,605	9,127,605	0	0
4. Unrealized valuation increase/(decrease)	0	0	0	0
5. Total gain (loss) on disposals	11,517	11,517	0	0
6. Deduct consideration received on disposals	3,329,401,978	3,110,791,956	218,610,022	0
7. Deduct amortization of premium	0	0	0	0
8. Total foreign exchange change in book/adjusted carrying value	0	0	0	0
9. Deduct current year's other-than-temporary impairment recognized	0	0	0	0
10. Book/adjusted carrying value at end of current period (Lines 1+2+3+4+5-6-7+8-9)	147,279,611	147,279,610	1	0
11. Deduct total nonadmitted amounts	0	0	0	0
12. Statement value at end of current period (Line 10 minus Line 11)	147,279,611	147,279,610	1	0

(a) Indicate the category of such investments, for example, joint ventures, transportation equipment:

Schedule A - Part 1 - Real Estate Owned

NONE

Schedule A - Part 2 - Real Estate Acquired and Additions Made

NONE

Schedule A - Part 3 - Real Estate Disposed

NONE

Schedule B - Part 1 - Mortgage Loans Owned

NONE

Schedule B - Part 2 - Mortgage Loans Acquired and Additions Made

NONE

Schedule B - Part 3 - Mortgage Loans Disposed, Transferred or Repaid

NONE

ANNUAL STATEMENT FOR THE YEAR 2024 OF THE General Re Life Corporation

SCHEDULE BA - PART 1

Showing Other Long-Term Invested Assets OWNED December 31 of Current Year

1 CUSIP Identification	2 Name or Description	3 Code	4 Location		6 Name of Vendor or General Partner	7 NAIC Designation, NAIC Designation Modifier and SVO Administrative Symbol	8 Date Originally Acquired	9 Type and Strategy	10 Actual Cost	11 Fair Value	12 Book/ Adjusted Carrying Value Less Encumbrances	Change in Book/Adjusted Carrying Value					18 Investment Income	19 Commitment for Additional Investment	20 Percentage of Ownership
			City	State								13 Unrealized Valuation Increase/ (Decrease)	14 Current Year's (Depreciation) or (Amortization)/ Accretion	15 Current Year's Other-Than-Temporary Impairment Recognized	16 Capitalized Deferred Interest and Other	17 Total Foreign Exchange Change in Book/ Adjusted Carrying Value			
998022-13-7 ..	UNION UNDERWEAR COMPANY	R.....	BOWLING GREEN KY.....	AFFILIATED LOAN 1.C FE09/09/2020199,999,999167,264,038178,854,4110(4,981,006)00006,690,56200
998023-46-5 ..	MARION CRANE AUSTRALIA LTD	R.....	AUSTRALIA	AFFILIATED LOAN 1.C FE10/18/201831,632,75427,846,00028,395,0270000(2,060,887)01,508,01300
998026-43-5 ..	BERKSHIRE HATHAWAY INC	R.....	OMAHA NE.....	AFFILIATED LOAN 1.C FE09/20/2021500,000,000500,000,000500,000,00000000035,000,00000
4799999. Residual Tranches or Interests with Underlying Assets Having Characteristics of Fixed Income Instruments - Affiliated								731,632,753	695,110,038	707,249,438	0	(4,981,006)	0	0	(2,060,887)	43,198,575	0	XXX	
6099999. Total - Unaffiliated								0	0	0	0	0	0	0	0	0	0	0	XXX
6199999. Total - Affiliated								731,632,753	695,110,038	707,249,438	0	(4,981,006)	0	0	(2,060,887)	43,198,575	0	XXX	
6299999 - Totals								731,632,753	695,110,038	707,249,438	0	(4,981,006)	0	0	(2,060,887)	43,198,575	0	XXX	

1. Line Book/Adjusted Carrying Value by NAIC Designation Category Footnote:
 Number
 1A 1A ..\$0 1B ..\$0 1C ..\$707,249,438 1D ..\$0 1E ..\$0 1F ..\$0 1G ..\$0
 1B 2A ..\$0 2B ..\$0 2C ..\$0
 1C 3A ..\$0 3B ..\$0 3C ..\$0
 1D 4A ..\$0 4B ..\$0 4C ..\$0
 1E 5A ..\$0 5B ..\$0 5C ..\$0
 1F 6 ..\$0

E07

Schedule BA - Part 2 - Other Long-Term Invested Assets Acquired and Additions Made

N O N E

Schedule BA - Part 3 - Other Long-Term Invested Assets Disposed, Transferred or Repaid

N O N E

ANNUAL STATEMENT FOR THE YEAR 2024 OF THE General Re Life Corporation

SCHEDULE D - PART 1

Showing All Long-Term BONDS Owned December 31 of Current Year

1	2	Codes			6	7	Fair Value		10	11	Change in Book/Adjusted Carrying Value				Interest					Dates	
		3	4	5			8	9			12	13	14	15	16	17	18	19	20	21	22
CUSIP Identification	Description	C o d e	F o r e i g n	B o n d C h a r	NAIC Designation, NAIC Designation Modifier and SVO Administrative Symbol	Actual Cost	Rate Used to Obtain Fair Value	Fair Value	Par Value	Book/ Adjusted Carrying Value	Unrealized Valuation Increase/ (Decrease)	Current Year's (Amortization)/ Accretion	Current Year's Other-Than-Temporary Impairment Recognized	Total Foreign Exchange Change in Book/ Adjusted Carrying Value	Rate of	Effective Rate of	When Paid	Admitted Amount Due and Accrued	Amount Received During Year	Acquired	Stated Contractual Maturity Date
912828-WJ-5	UNITED STATES TREASURY NOTE				1.A	0	0.0000	0	0	0	0	0	0	0	2.500	0.000	MN	1,500	0	03/07/2023	05/15/2024
91282C-FN-6	UNITED STATES TREASURY NOTE				1.A	0	0.0000	0	0	0	0	0	0	0	4.250	0.000	MS	2,550	0	10/19/2022	09/30/2024
91282C-F0-9	UNITED STATES TREASURY NOTE				1.A	0	0.0000	0	0	0	0	0	0	0	4.375	0.000	AO	2,406	0	05/01/2023	10/31/2024
91282C-JE-2	UNITED STATES TREASURY NOTE	SD			1.A	6,153,144	100.5780	6,185,555	6,150,000	6,151,832	0	(1,312)	0	0	5.000	4.963	AO	77,916	128,500	05/07/2024	10/31/2025
91282C-LH-2	UNITED STATES TREASURY NOTE	SD			1.A	99,2340		124,043	125,000	124,753	0	48	0	0	3.750	3.874	FA	1,593	0	08/27/2024	08/31/2026
91282C-LS-8	UNITED STATES TREASURY NOTE	SD			1.A	239,907	99.7970	239,513	240,000	239,921	0	8	0	0	4.125	4.145	AO	1,686	0	10/30/2024	10/31/2026
0019999999	Subtotal - Bonds - U.S. Governments - Issuer Obligations					6,517,756	XXX	6,549,111	6,515,000	6,516,506	0	(1,256)	0	0	XXX	XXX	XXX	87,651	128,500	XXX	XXX
0109999999	Total - U.S. Government Bonds					6,517,756	XXX	6,549,111	6,515,000	6,516,506	0	(1,256)	0	0	XXX	XXX	XXX	87,651	128,500	XXX	XXX
BK4676-33-8	AUSTRALIAN GOVERNMENT		B		1.A FE	53,365,765	61.0380	52,040,956	53,799,111	52,031,614	0	1,426,412	0	(2,760,562)	0.250	4.064	MN	15,233	106,290	05/31/2024	11/21/2025
EJ6791-30-9	AUSTRALIAN GOVERNMENT		B		1.A FE	41,424,956	62.8950	39,501,167	39,629,993	39,602,432	0	91,244	0	(2,714,355)	3.250	3.485	AO	254,764	1,339,411	01/12/2024	04/21/2025
EK1150-60-7	AUSTRALIAN GOVERNMENT		B		1.A FE	104,907,010	63.3400	100,618,503	100,237,600	100,580,437	0	(173,370)	0	(4,153,203)	4.250	3.978	AO	842,657	2,507,126	10/24/2024	04/21/2026
0219999999	Subtotal - Bonds - All Other Governments - Issuer Obligations					199,697,731	XXX	192,160,626	193,666,704	192,214,483	0	1,344,286	0	(9,628,120)	XXX	XXX	XXX	1,112,654	3,952,827	XXX	XXX
0309999999	Total - All Other Government Bonds					199,697,731	XXX	192,160,626	193,666,704	192,214,483	0	1,344,286	0	(9,628,120)	XXX	XXX	XXX	1,112,654	3,952,827	XXX	XXX
0509999999	Total - U.S. States, Territories and Possessions Bonds					0	XXX	0	0	0	0	0	0	0	XXX	XXX	XXX	0	0	XXX	XXX
0709999999	Total - U.S. Political Subdivisions Bonds					0	XXX	0	0	0	0	0	0	0	XXX	XXX	XXX	0	0	XXX	XXX
0909999999	Total - U.S. Special Revenues Bonds					0	XXX	0	0	0	0	0	0	0	XXX	XXX	XXX	0	0	XXX	XXX
337358-BD-6	WELLS FARGO & CO				2.B FE	8,082,800	107.1720	8,573,720	8,000,000	8,000,000	0	0	0	0	6.550	6.350	AO	110,622	524,000	05/07/1999	10/15/2035
456866-AM-4	INGERSOLL-RAND CO			1	2.A FE	3,107,427	104.1690	3,125,058	3,000,000	3,000,000	0	0	0	0	6.443	5.570	MN	24,698	193,290	01/01/2003	11/15/2027
597433-AC-5	HSBC BANK PLC		D		2.A FE	2,048,860	100.5380	2,010,752	2,000,000	2,000,000	0	0	0	0	7.650	7.302	MN	25,500	153,000	04/01/1997	05/01/2025
63858S-BC-2	BANK OF AMERICA CORP				2.A FE	3,336,074	109.0690	3,490,218	3,200,000	3,200,000	0	0	0	0	6.975	5.808	MS	70,680	223,200	01/01/2003	03/07/2037
674599-DN-2	OCCIDENTAL PETROLEUM CORP				2.C FE	6,112,483	103.5000	5,076,675	4,905,000	5,239,005	0	(177,894)	0	0	7.500	3.536	AO	77,663	367,875	09/18/2019	10/15/2026
867914-AH-6	TRUIST FINANCIAL CORP				2.A FE	4,048,135	101.0900	4,144,678	4,100,000	4,095,815	0	3,503	0	0	6.000	6.096	FA	92,933	246,000	05/05/1999	02/15/2026
929310-AE-2	PL UK DISTR/WESTERN PWR		D	1	2.B FE	8,562,500	101.2760	12,659,438	12,500,000	10,928,475	0	299,614	0	0	7.375	11.414	JD	40,972	921,875	02/04/2009	12/15/2028
1019999999	Subtotal - Bonds - Industrial and Miscellaneous (Unaffiliated) - Issuer Obligations					35,298,279	XXX	39,080,539	37,705,000	36,463,295	0	125,223	0	0	XXX	XXX	XXX	443,068	2,629,240	XXX	XXX
073919-AN-2	SACO 1 TRUST 97 2 AWAC			2.4	1.D Z	1	100.0000	1	1	1	0	0	0	0	1.726	5.719	MON	0	2,486	11/03/1997	08/25/2036
1029999999	Subtotal - Bonds - Industrial and Miscellaneous (Unaffiliated) - Residential Mortgage-Backed Securities					1	XXX	1	1	1	0	0	0	0	XXX	XXX	XXX	0	2,486	XXX	XXX
1109999999	Total - Industrial and Miscellaneous (Unaffiliated) Bonds					35,298,280	XXX	39,080,540	37,705,001	36,463,296	0	125,223	0	0	XXX	XXX	XXX	443,068	2,631,726	XXX	XXX
1309999999	Total - Hybrid Securities					0	XXX	0	0	0	0	0	0	0	XXX	XXX	XXX	0	0	XXX	XXX
1509999999	Total - Parent, Subsidiaries and Affiliates Bonds					0	XXX	0	0	0	0	0	0	0	XXX	XXX	XXX	0	0	XXX	XXX
1909999999	Subtotal - Bonds - Unaffiliated Bank Loans					0	XXX	0	0	0	0	0	0	0	XXX	XXX	XXX	0	0	XXX	XXX
2419999999	Total - Issuer Obligations					241,513,766	XXX	237,790,276	237,886,704	235,194,284	0	1,468,253	0	(9,628,120)	XXX	XXX	XXX	1,643,373	6,710,567	XXX	XXX
2429999999	Total - Residential Mortgage-Backed Securities					1	XXX	1	1	1	0	0	0	0	XXX	XXX	XXX	0	2,486	XXX	XXX
2439999999	Total - Commercial Mortgage-Backed Securities					0	XXX	0	0	0	0	0	0	0	XXX	XXX	XXX	0	0	XXX	XXX
2449999999	Total - Other Loan-Backed and Structured Securities					0	XXX	0	0	0	0	0	0	0	XXX	XXX	XXX	0	0	XXX	XXX
2459999999	Total - SVO Identified Funds					0	XXX	0	0	0	0	0	0	0	XXX	XXX	XXX	0	0	XXX	XXX
2469999999	Total - Affiliated Bank Loans					0	XXX	0	0	0	0	0	0	0	XXX	XXX	XXX	0	0	XXX	XXX
2479999999	Total - Unaffiliated Bank Loans					0	XXX	0	0	0	0	0	0	0	XXX	XXX	XXX	0	0	XXX	XXX
2489999999	Total - Unaffiliated Certificates of Deposit					0	XXX	0	0	0	0	0	0	0	XXX	XXX	XXX	0	0	XXX	XXX
2509999999	Total Bonds					241,513,767	XXX	237,790,277	237,886,705	235,194,285	0	1,468,253	0	(9,628,120)	XXX	XXX	XXX	1,643,373	6,713,053	XXX	XXX

E10

ANNUAL STATEMENT FOR THE YEAR 2024 OF THE General Re Life Corporation

Line Book/Adjusted Carrying Value by NAIC Designation Category Footnote:

Line Number	1A	1A ..\$	198,730,989	1B ..\$	0	1C ..\$	0	1D ..\$	1	1E ..\$	0	1F ..\$	0	1G ..\$	0
	1B	2A ..\$	12,295,815	2B ..\$	18,928,475	2C ..\$	5,239,005								
	1C	3A ..\$	0	3B ..\$	0	3C ..\$	0								
	1D	4A ..\$	0	4B ..\$	0	4C ..\$	0								
	1E	5A ..\$	0	5B ..\$	0	5C ..\$	0								
	1F	6 ..\$	0												

ANNUAL STATEMENT FOR THE YEAR 2024 OF THE General Re Life Corporation

SCHEDULE D - PART 2 - SECTION 1

Showing All PREFERRED STOCKS Owned December 31 of Current Year

1 CUSIP Identi- fication	2 Description	3 Codes		5 Number of Shares	6 Par Value Per Share	7 Rate Per Share	8 Book/ Adjusted Carrying Value	9 Fair Value		11 Actual Cost	12 Dividends			15 Change in Book/Adjusted Carrying Value				20 NAIC Desig- nation, NAIC Desig- nation Modifier and SVO Admini- strative Symbol	21 Date Acquired			
		3 Code	4 For- eign					9 Rate Per Share Used to Obtain Fair Value	10 Fair Value		12 Declared but Unpaid	13 Amount Received During Year	14 Nonadmitted Declared But Unpaid	15 Unrealized Valuation Increase/ (Decrease)	16 Current Year's (Amor- tization)/ Accretion	17 Current Year's Other-Than- Temporary Impairment Recognized	18 Total Change in Book/Adjusted Carrying Value (15 + 16 - 17)			19 Total Foreign Exchange Change in Book/ Adjusted Carrying Value		
4109999999. Total - Preferred Stock - Industrial and Miscellaneous (Unaffiliated)							0	XXX	0	0	0	0	0	0	0	0	0	0	0	XXX	XXX	
4409999999. Total - Preferred Stock - Parent, Subsidiaries and Affiliates							0	XXX	0	0	0	0	0	0	0	0	0	0	0	0	XXX	XXX
4509999999 - Total Preferred Stocks							0	XXX	0	0	0	0	0	0	0	0	0	0	0	0	XXX	XXX

1. Line Book/Adjusted Carrying Value by NAIC Designation Category Footnote:

Number	1A ..\$	0	1B ..\$	0	1C ..\$	0	1D ..\$	0	1E ..\$	0	1F ..\$	0	1G ..\$	0
	2A ..\$	0	2B ..\$	0	2C ..\$	0								
	3A ..\$	0	3B ..\$	0	3C ..\$	0								
	4A ..\$	0	4B ..\$	0	4C ..\$	0								
	5A ..\$	0	5B ..\$	0	5C ..\$	0								
	6 ..\$	0												

E11

ANNUAL STATEMENT FOR THE YEAR 2024 OF THE General Re Life Corporation

SCHEDULE D - PART 2 - SECTION 2

Showing All COMMON STOCKS Owned December 31 of Current Year

1 CUSIP Identi- fication	2 Description	Codes		5 Number of Shares	6 Book/ Adjusted Carrying Value	Fair Value		9 Actual Cost	Dividends			Change in Book/Adjusted Carrying Value				17 Date Acquired	18 NAIC Design- ation, NAIC Design- ation Modifier and SVO Admini- strative Symbol	
		3 Code	4 For- eign			7 Rate Per Share Used to Obtain Fair Value	8 Fair Value		10 Declared but Unpaid	11 Amount Received During Year	12 Nonadmitted Declared But Unpaid	13 Unrealized Valuation Increase/ (Decrease)	14 Current Year's Other-Than- Temporary Impairment Recognized	15 Total Change in Book/Adjusted Carrying Value (13 - 14)	16 Total Foreign Exchange Change in Book/Adjusted Carrying Value			
5109999999	Total - Common Stock - Industrial and Miscellaneous (Unaffiliated)				0	XXX	0	0	0	0	0	0	0	0	0	0	XXX	XXX
5409999999	Total - Common Stocks - Mutual Funds				0	XXX	0	0	0	0	0	0	0	0	0	0	XXX	XXX
5609999999	Total - Common Stocks - Unit Investment Trusts				0	XXX	0	0	0	0	0	0	0	0	0	0	XXX	XXX
5809999999	Total - Common Stocks - Closed-End Funds				0	XXX	0	0	0	0	0	0	0	0	0	0	XXX	XXX
45166*-10-5 ...	IDEAL LIFE INSURANCE COMPANY			200,000,000.000	19,595,868	10.210	19,595,868	7,400,000				387,224		387,224		01/01/1981		
5929999999	Subtotal - Common Stock - Parent, Subsidiaries and Affiliates Other				19,595,868	XXX	19,595,868	7,400,000	0	0	0	387,224	0	387,224	0	XXX	XXX	
5979999999	Total - Common Stocks - Parent, Subsidiaries and Affiliates				19,595,868	XXX	19,595,868	7,400,000	0	0	0	387,224	0	387,224	0	XXX	XXX	
5989999999	Total Common Stocks				19,595,868	XXX	19,595,868	7,400,000	0	0	0	387,224	0	387,224	0	XXX	XXX	
5999999999	Total Preferred and Common Stocks				19,595,868	XXX	19,595,868	7,400,000	0	0	0	387,224	0	387,224	0	XXX	XXX	

1. Line Book/Adjusted Carrying Value by NAIC Designation Category Footnote:
 Number
 1A 1A ..\$0 1B ..\$0 1C ..\$0 1D ..\$0 1E ..\$0 1F ..\$0 1G ..\$0
 1B 2A ..\$0 2B ..\$0 2C ..\$0
 1C 3A ..\$0 3B ..\$0 3C ..\$0
 1D 4A ..\$0 4B ..\$0 4C ..\$0
 1E 5A ..\$0 5B ..\$0 5C ..\$0
 1F 6 ..\$0

E12

ANNUAL STATEMENT FOR THE YEAR 2024 OF THE General Re Life Corporation

SCHEDULE D - PART 3

Showing All Long-Term Bonds and Stocks ACQUIRED During Current Year

1 CUSIP Identification	2 Description	3 Foreign	4 Date Acquired	5 Name of Vendor	6 Number of Shares of Stock	7 Actual Cost	8 Par Value	9 Paid for Accrued Interest and Dividends
91282C-JE-2	UNITED STATES TREASURY NOTE		05/07/2024	BMO CAPITAL MARKETS CORP.		6,153,144	6,150,000	6,685
91282C-LH-2	UNITED STATES TREASURY NOTE		08/27/2024	BNP PARIBAS SECURITIES CORP.		124,705	125,000	39
91282C-LS-8	UNITED STATES TREASURY NOTE		10/30/2024	NOMURA SECURITIES INTERNATIONAL INC.		239,907	240,000	0
0109999999. Subtotal - Bonds - U.S. Governments						6,517,756	6,515,000	6,724
BK4676-33-8	AUSTRALIAN GOVERNMENT	B.....	05/31/2024	COMMONWEALTH BANK OF AUSTRALIA		53,365,765	52,758,888	23,609
EJ6791-30-9	AUSTRALIAN GOVERNMENT	B.....	01/12/2024	COMMONWEALTH BANK OF AUSTRALIA		13,256,686	12,376,000	103,396
EK1150-60-7	AUSTRALIAN GOVERNMENT	B.....	10/24/2024	VARIOUS		104,907,010	98,299,474	513,339
0309999999. Subtotal - Bonds - All Other Governments						171,529,461	163,434,362	640,344
2509999997. Total - Bonds - Part 3						178,047,217	169,949,362	647,068
2509999998. Total - Bonds - Part 5								
2509999999. Total - Bonds								
4509999997. Total - Preferred Stocks - Part 3								
4509999998. Total - Preferred Stocks - Part 5							XXX	0
4509999999. Total - Preferred Stocks							XXX	0
5989999997. Total - Common Stocks - Part 3							XXX	0
5989999998. Total - Common Stocks - Part 5							XXX	0
5989999999. Total - Common Stocks							XXX	0
5999999999. Total - Preferred and Common Stocks							XXX	0
6009999999 - Totals						178,047,217	XXX	647,068

ANNUAL STATEMENT FOR THE YEAR 2024 OF THE General Re Life Corporation

SCHEDULE D - PART 4

Showing All Long-Term Bonds and Stocks SOLD, REDEEMED or Otherwise DISPOSED OF During Current Year

1	2	3	4	5	6	7	8	9	10	Change In Book/Adjusted Carrying Value					16	17	18	19	20	21	
										11	12	13	14	15							
CUSIP Identification	Description	Foreign	Disposal Date	Name of Purchaser	Number of Shares of Stock	Consideration	Par Value	Actual Cost	Prior Year Book/ Adjusted Carrying Value	Unrealized Valuation Increase/ (Decrease)	Current Year's (Amortization)/ Accretion	Current Year's Other-Than-Temporary Impairment Recognized	Total Change in Book/ Adjusted Carrying Value (11+12-13)	Total Foreign Exchange Change in Book/ Adjusted Carrying Value	Book/ Adjusted Carrying Value at Disposal Date	Foreign Exchange Gain (Loss) on Disposal	Realized Gain (Loss) on Disposal	Total Gain (Loss) on Disposal	Bond Interest/ Stock Dividends Received During Year	Stated Contractual Maturity Date	
912810-EK-0	UNITED STATES TREASURY BOND		.01/01/2024	PRIOR PERIOD INCOME		0	0	0	0	0	0	0	0	0	0	0	0	0	3,653	08/15/2021	
912828-7F-1	UNITED STATES TREASURY NOTE		.01/01/2024	PRIOR PERIOD INCOME		0	0	0	0	0	0	0	0	0	0	0	0	0	1,838	07/31/2021	
912828-P3-8	UNITED STATES TREASURY NOTE		.01/01/2024	PRIOR PERIOD INCOME		0	0	0	0	0	0	0	0	0	0	0	0	0	1,612	01/31/2023	
912828-IJ-5	UNITED STATES TREASURY NOTE		.05/15/2024	VARIOUS		6,115,000	6,115,000	5,935,464	6,060,644	0	54,356	0	54,356	0	6,115,000	0	0	0	182,319	05/15/2024	
91282C-EA-5	UNITED STATES TREASURY NOTE		.02/29/2024	MATURITY 100.0000		320,500,000	320,500,000	320,166,763	320,472,681	0	27,319	0	27,319	0	320,500,000	0	0	0	2,403,750	02/29/2024	
91282C-FN-6	UNITED STATES TREASURY NOTE		.09/30/2024	MATURITY 100.0000		120,000	120,000	119,325	119,736	0	264	0	264	0	120,000	0	0	0	5,100	09/30/2024	
91282C-FQ-9	UNITED STATES TREASURY NOTE		.10/31/2024	VARIOUS		340,000	340,000	341,248	340,669	0	(669)	0	(669)	0	340,000	0	0	0	14,875	10/31/2024	
0109999999. Subtotal - Bonds - U.S. Governments						327,075,000	327,075,000	326,562,800	326,993,730	0	81,270	0	81,270	0	327,075,000	0	0	0	2,613,147	XXX	
BH7282-32-1	AUSTRALIAN GOVERNMENT	B	.11/21/2024	VARIOUS		102,426,919	97,374,368	98,870,662	103,085,765	0	2,576,797	0	2,576,797	(1,906,635)	103,755,928	(1,145,738)	(183,271)	(1,329,009)	200,345	11/21/2024	
EJ2445-69-4	AUSTRALIAN GOVERNMENT	B	.04/21/2024	MATURITY 100.0000		25,630,283	24,711,778	28,045,762	27,015,928	0	12,366	0	12,366	1,069,479	28,097,774	(2,467,491)	0	(2,467,491)	352,416	04/21/2024	
0309999999. Subtotal - Bonds - All Other Governments						128,057,202	122,086,146	126,916,424	130,101,693	0	2,589,163	0	2,589,163	(837,156)	131,853,702	(3,613,229)	(183,271)	(3,796,500)	552,761	XXX	
313596-5Q-5	FANNIE MAE 94 40 FC		.03/25/2024	MBS PAYDOWN 100.0000		135	135	135	135	0	0	0	0	0	135	0	0	0	1	03/25/2024	
0909999999. Subtotal - Bonds - U.S. Special Revenues						135	135	135	135	0	0	0	0	0	135	0	0	0	0	1	XXX
2509999997. Total - Bonds - Part 4						455,132,337	449,161,281	453,479,359	457,095,558	0	2,670,433	0	2,670,433	(837,156)	458,928,837	(3,613,229)	(183,271)	(3,796,500)	3,165,909	XXX	
2509999998. Total - Bonds - Part 5									0											XXX	
2509999999. Total - Bonds						455,132,337	449,161,281	453,479,359	457,095,558	0	2,670,433	0	2,670,433	(837,156)	458,928,837	(3,613,229)	(183,271)	(3,796,500)	3,165,909	XXX	
4509999997. Total - Preferred Stocks - Part 4						0	XXX	0	0	0	0	0	0	0	0	0	0	0	0	0	XXX
4509999998. Total - Preferred Stocks - Part 5							XXX													XXX	
4509999999. Total - Preferred Stocks						0	XXX	0	0	0	0	0	0	0	0	0	0	0	0	0	XXX
5989999997. Total - Common Stocks - Part 4						0	XXX	0	0	0	0	0	0	0	0	0	0	0	0	0	XXX
5989999998. Total - Common Stocks - Part 5							XXX													XXX	
5989999999. Total - Common Stocks						0	XXX	0	0	0	0	0	0	0	0	0	0	0	0	0	XXX
5999999999. Total - Preferred and Common Stocks						0	XXX	0	0	0	0	0	0	0	0	0	0	0	0	0	XXX
6009999999 - Totals						455,132,337	XXX	453,479,359	457,095,558	0	2,670,433	0	2,670,433	(837,156)	458,928,837	(3,613,229)	(183,271)	(3,796,500)	3,165,909	XXX	

ANNUAL STATEMENT FOR THE YEAR 2024 OF THE General Re Life Corporation

SCHEDULE D - PART 5

Showing All Long-Term Bonds and Stocks ACQUIRED During Year and Fully DISPOSED OF During Current Year

1 CUSIP Identi- fication	2 Description	3 For- eign	4 Date Acquired	5 Name of Vendor	6 Disposal Date	7 Name of Purchaser	8 Par Value (Bonds) or Number of Shares (Stock)	9 Actual Cost	10 Consid- eration	11 Book/ Adjusted Carrying Value at Disposal	Change in Book/Adjusted Carrying Value					17 Foreign Exchange Gain (Loss) on Disposal	18 Realized Gain (Loss) on Disposal	19 Total Gain (Loss) on Disposal	20 Interest and Dividends Received During Year	21 Paid for Accrued Interest and Dividends	
											12 Unrealized Valuation Increase/ (Decrease)	13 Current Year's (Amort- ization)/ Accretion	14 Current Year's Other- Than- Temporary Impairment Recognized	15 Total Change in Book/ Adjusted Carrying Valu (12 + 13 - 14)	16 Total Foreign Exchange Change in Book/ Adjusted Carrying Value						
2509999998. Total - Bonds							0	0	0	0	0	0	0	0	0	0	0	0	0	0	0
4509999998. Total - Preferred Stocks							0	0	0	0	0	0	0	0	0	0	0	0	0	0	0
5989999998. Total - Common Stocks							0	0	0	0	0	0	0	0	0	0	0	0	0	0	
5999999999. Total - Preferred and Common Stocks							0	0	0	0	0	0	0	0	0	0	0	0	0	0	
6009999999 - Totals							0	0	0	0	0	0	0	0	0	0	0	0	0	0	

ANNUAL STATEMENT FOR THE YEAR 2024 OF THE General Re Life Corporation

SCHEDULE D - PART 6 - SECTION 1

Valuation of Shares of Subsidiary, Controlled or Affiliated Companies

1 CUSIP Identification	2 Description, Name of Subsidiary, Controlled or Affiliated Company	3 Foreign	4 NAIC Company Code	5 ID Number	6 NAIC Valuation Method	7 Book/Adjusted Carrying Value	8 Total Amount of Goodwill Included in Book/Adjusted Carrying Value	9 Nonadmitted Amount	10 Stock of Such Company Owned by Insurer on Statement Date	
									10 Number of Shares	11 % of Outstanding
0999999	Total Preferred Stocks					0	0	0	XXX	XXX
45166*-10-5	IDEAL LIFE INSURANCE COMPANY		97764	06-1053475	8B1	19,595,868				
1299999	Subtotal - Common Stock - U.S. Life Insurer					19,595,868	0	0	XXX	XXX
1899999	Total Common Stocks					19,595,868	0	0	XXX	XXX
1999999	Totals					19,595,868	0	0	XXX	XXX

1. Total amount of goodwill nonadmitted \$

SCHEDULE D - PART 6 - SECTION 2

1 CUSIP Identification	2 Name of Lower-Tier Company	3 Name of Company Listed in Section 1 Which Controls Lower-Tier Company	4 Total Amount of Goodwill Included in Amount Shown in Column 8, Section 1	5 Stock in Lower-Tier Company Owned Indirectly by Insurer on Statement Date	
				5 Number of Shares	6 % of Outstanding
0399999	Total		0	XXX	XXX

ANNUAL STATEMENT FOR THE YEAR 2024 OF THE General Re Life Corporation

SCHEDULE DA - PART 1

Showing All SHORT-TERM INVESTMENTS Owned December 31 of Current Year

1	Codes		4	5	6	7	Change in Book/Adjusted Carrying Value				12	13	Interest					20		
	2	3					8	9	10	11			14	15	16	17	18		19	
Description	Code	For- eign	Date Acquired	Name of Vendor	Maturity Date	Book/ Adjusted Carrying Value	Unrealized Valuation Increase/ (Decrease)	Current Year's (Amor- tization)/ Accretion	Current Year's Other- Than- Temporary Impairment Recognized	Total Foreign Exchange Change in Book/ Adjusted Carrying Value	Par Value	Actual Cost	Amount Due and Accrued Dec. 31 of Current Year on Bond Not in Default	Non- Admitted Due and Accrued	Rate of	Effective Rate of	When Paid	Amount Received During Year	Paid for Accrued Interest	
TREASURY BILL	@		08/19/2024	BNP PARIBAS SECURITIES CORP.	02/20/2025	74,503,125	0	1,311,750	0	0	75,000,000	73,191,375	0	0	0.000	4.888	N/A	0	0	
TREASURY BILL	@		09/23/2024	BNP PARIBAS SECURITIES CORP.	03/20/2025	38,629,773	0	486,136	0	0	39,000,000	38,143,638	0	0	0.000	4.480	N/A	0	0	
TREASURY BILL	@		10/15/2024	BNP PARIBAS SECURITIES CORP.	04/17/2025	246,856,805	0	2,253,610	0	0	250,000,000	244,603,195	0	0	0.000	4.364	N/A	0	0	
TREASURY BILL	@		07/29/2024	BNP PARIBAS SECURITIES CORP.	01/30/2025	1,992,057	0	41,905	0	0	2,000,000	1,950,152	0	0	0.000	5.056	N/A	0	0	
TREASURY BILL	@SD		07/29/2024	BNP PARIBAS SECURITIES CORP.	01/30/2025	5,537,919	0	116,496	0	0	5,560,000	5,421,423	0	0	0.000	5.056	N/A	0	0	
TREASURY BILL	@		08/05/2024	BNP PARIBAS SECURITIES CORP.	02/06/2025	273,707,500	0	5,241,805	0	0	275,000,000	268,465,695	0	0	0.000	4.814	N/A	0	0	
TREASURY BILL	@		08/12/2024	BNP PARIBAS SECURITIES CORP.	02/13/2025	99,427,264	0	1,851,403	0	0	100,000,000	97,575,861	0	0	0.000	4.914	N/A	0	0	
TREASURY BILL	@		09/09/2024	BNP PARIBAS SECURITIES CORP.	03/13/2025	936,557,209	0	13,199,288	0	0	945,000,000	923,357,922	0	0	0.000	4.636	N/A	0	0	
TREASURY BILL	@		09/23/2024	BNP PARIBAS SECURITIES CORP.	03/27/2025	90,082,543	0	1,046,980	0	0	91,000,000	89,035,563	0	0	0.000	4.364	N/A	0	0	
TREASURY BILL	@		10/07/2024	BNP PARIBAS SECURITIES CORP.	04/10/2025	232,217,894	0	2,332,474	0	0	235,000,000	229,885,420	0	0	0.000	4.401	N/A	0	0	
0019999999. Subtotal - Bonds - U.S. Governments - Issuer Obligations						1,999,512,089	0	27,881,847	0	0	2,017,560,000	1,971,630,244	0	0	XXX	XXX	XXX	0	0	
0109999999. Total - U.S. Government Bonds						1,999,512,089	0	27,881,847	0	0	2,017,560,000	1,971,630,244	0	0	XXX	XXX	XXX	0	0	
CANADA T-BILL	@SD		02/29/2024	NATIONAL BANK OF CANADA FINANCIAL INC.	02/27/2025	11,336,571	0	467,054	0	(687,042)	11,418,333	11,556,558	0	0	0.000	4.805	N/A	0	0	
CANADA T-BILL	@SD		06/18/2024	NATIONAL BANK OF CANADA FINANCIAL INC.	06/18/2025	22,544,305	0	538,756	0	(984,723)	22,986,769	22,990,272	0	0	0.000	4.364	N/A	0	0	
CANADA T-BILL	@SD		09/10/2024	NATIONAL BANK OF CANADA FINANCIAL INC.	09/10/2025	22,496,611	0	252,440	0	(1,268,360)	23,039,131	23,512,530	0	0	0.000	3.530	N/A	0	0	
CANADA T-BILL	@SD		12/03/2024	VARIOUS	12/03/2025	159,693,274	0	386,943	0	(3,142,900)	164,415,616	162,449,231	0	0	0.000	3.220	N/A	0	0	
AUSTRALIAN GOVERNMENT	B		12/17/2024	COMMONWEALTH BANK OF AUSTRALIA	11/21/2025	50,643,858	0	69,968	0	(489,535)	52,373,050	51,063,425	14,829	0	0.250	4.080	MN	0	10,047	
AUSTRALIAN GOVERNMENT	B		11/19/2024	COMMONWEALTH BANK OF AUSTRALIA	04/21/2025	49,617,936	0	64,587	0	(1,556,901)	49,785,947	51,110,250	320,053	0	3.250	4.375	AO	0	142,234	
0219999999. Subtotal - Bonds - All Other Governments - Issuer Obligations						316,332,555	0	1,779,748	0	(8,129,461)	324,018,846	322,682,266	334,882	0	XXX	XXX	XXX	0	152,281	
0309999999. Total - All Other Government Bonds						316,332,555	0	1,779,748	0	(8,129,461)	324,018,846	322,682,266	334,882	0	XXX	XXX	XXX	0	152,281	
0509999999. Total - U.S. States, Territories and Possessions Bonds						0	0	0	0	0	0	0	0	0	0	XXX	XXX	XXX	0	0
0709999999. Total - U.S. Political Subdivisions Bonds						0	0	0	0	0	0	0	0	0	0	XXX	XXX	XXX	0	0
0909999999. Total - U.S. Special Revenues Bonds						0	0	0	0	0	0	0	0	0	0	XXX	XXX	XXX	0	0
1109999999. Total - Industrial and Miscellaneous (Unaffiliated) Bonds						0	0	0	0	0	0	0	0	0	0	XXX	XXX	XXX	0	0
1309999999. Total - Hybrid Securities						0	0	0	0	0	0	0	0	0	0	XXX	XXX	XXX	0	0
1509999999. Total - Parent, Subsidiaries and Affiliates Bonds						0	0	0	0	0	0	0	0	0	0	XXX	XXX	XXX	0	0
1909999999. Subtotal - Unaffiliated Bank Loans						0	0	0	0	0	0	0	0	0	0	XXX	XXX	XXX	0	0
2419999999. Total - Issuer Obligations						2,315,844,644	0	29,661,595	0	(8,129,461)	2,341,578,846	2,294,312,510	334,882	0	XXX	XXX	XXX	0	152,281	
2429999999. Total - Residential Mortgage-Backed Securities						0	0	0	0	0	0	0	0	0	0	XXX	XXX	XXX	0	0
2439999999. Total - Commercial Mortgage-Backed Securities						0	0	0	0	0	0	0	0	0	0	XXX	XXX	XXX	0	0
2449999999. Total - Other Loan-Backed and Structured Securities						0	0	0	0	0	0	0	0	0	0	XXX	XXX	XXX	0	0
2459999999. Total - SVO Identified Funds						0	0	0	0	0	0	0	0	0	0	XXX	XXX	XXX	0	0
2469999999. Total - Affiliated Bank Loans						0	0	0	0	0	0	0	0	0	0	XXX	XXX	XXX	0	0
2479999999. Total - Unaffiliated Bank Loans						0	0	0	0	0	0	0	0	0	0	XXX	XXX	XXX	0	0
2509999999. Total Bonds						2,315,844,644	0	29,661,595	0	(8,129,461)	2,341,578,846	2,294,312,510	334,882	0	XXX	XXX	XXX	0	152,281	
7109999999. Total - Parent, Subsidiaries and Affiliates						0	0	0	0	0	XXX	0	0	0	0	XXX	XXX	XXX	0	0
7709999999 - Totals						2,315,844,644	0	29,661,595	0	(8,129,461)	XXX	2,294,312,510	334,882	0	XXX	XXX	XXX	0	152,281	

1. Line Book/Adjusted Carrying Value by NAIC Designation Category Footnote:
 Number
 1A 1A ..\$ 2,315,844,644 1B ..\$ 0 1C ..\$ 0 1D ..\$ 0 1E ..\$ 0 1F ..\$ 0 1G ..\$ 0
 1B 2A ..\$ 0 2B ..\$ 0 2C ..\$ 0
 1C 3A ..\$ 0 3B ..\$ 0 3C ..\$ 0
 1D 4A ..\$ 0 4B ..\$ 0 4C ..\$ 0
 1E 5A ..\$ 0 5B ..\$ 0 5C ..\$ 0
 1F 6 0

E17

Schedule DB - Part A - Section 1 - Options, Caps, Floors, Collars, Swaps and Forwards Open

N O N E

Schedule DB - Part A - Section 2 - Options, Caps, Floors, Collars, Swaps and Forwards Terminated

N O N E

Schedule DB - Part B - Section 1 - Futures Contracts Open

N O N E

Schedule DB - Part B - Section 1B - Brokers with whom cash deposits have been made

N O N E

Schedule DB - Part B - Section 2 - Futures Contracts Terminated

N O N E

Schedule DB - Part D - Section 1 - Counterparty Exposure for Derivative Instruments Open

N O N E

Schedule DB - Part D-Section 2 - Collateral for Derivative Instruments Open - Pledged By

N O N E

Schedule DB - Part D-Section 2 - Collateral for Derivative Instruments Open - Pledged To

N O N E

Schedule DB - Part E - Derivatives Hedging Variable Annuity Guarantees as of December 31 of
Current Year

N O N E

Schedule DL - Part 1 - Reinvested Collateral Assets Owned

N O N E

Schedule DL - Part 2 - Reinvested Collateral Assets Owned

N O N E

ANNUAL STATEMENT FOR THE YEAR 2024 OF THE General Re Life Corporation

SCHEDULE E - PART 1 - CASH

1	2	3	4	5	6	7
Depository	Code	Rate of Interest	Amount of Interest Received During Year	Amount of Interest Accrued December 31 of Current Year	Balance	*
ANZ Bank Richmond Vic, Australia					14,043,118	.XXX.
ANZ Bank Mumbai, India					3,386,595	.XXX.
Bank of New York (Custody) New York, NY					157,805,984	.XXX.
CIBC Mellon (Custody - CAD Trust) Toronto, ON Canada					140,853	.XXX.
Deutsche Bank London, England					380	.XXX.
Deutsche Bank London, England					15,502,235	.XXX.
Deutsche Bank New York, NY					1,931,652	.XXX.
Northern Trust - Lockbox Chicago, IL					1,652,756	.XXX.
First Nat'l Bank of Omaha—FBO Lincoln Nat'l LTC Omaha, NE					65,716	.XXX.
First Nat'l Bank of Omaha—FBO Lincoln Nat'l LTC Omaha, NE					436,840	.XXX.
Royal Bank of Canada Toronto, ON Canada					10,009,170	.XXX.
Royal Bank of Canada Toronto, ON Canada					1,735,000	.XXX.
0199998 Deposits in ... depositories which do not exceed the allowable limit in any one depository (See instructions) - open depositories	XXX	XXX				XXX
0199999. Totals - Open Depositories	XXX	XXX	0	0	206,710,299	XXX
0299998 Deposits in ... depositories which do not exceed the allowable limit in any one depository (See instructions) - suspended depositories	XXX	XXX				XXX
0299999. Totals - Suspended Depositories	XXX	XXX	0	0	0	XXX
0399999. Total Cash on Deposit	XXX	XXX	0	0	206,710,299	XXX
0499999. Cash in Company's Office	XXX	XXX	XXX	XXX		XXX
0599999 Total - Cash	XXX	XXX	0	0	206,710,299	XXX

TOTALS OF DEPOSITORY BALANCES ON THE LAST DAY OF EACH MONTH DURING THE CURRENT YEAR

1. January.....	36,311,702	4. April.....	55,631,010	7. July.....	85,853,685	10. October.....	78,274,137
2. February.....	25,594,644	5. May.....	46,231,499	8. August.....	98,536,004	11. November.....	80,381,400
3. March.....	54,150,793	6. June.....	68,810,032	9. September.....	79,976,782	12. December.....	206,710,304

ANNUAL STATEMENT FOR THE YEAR 2024 OF THE General Re Life Corporation

SCHEDULE E - PART 2 - CASH EQUIVALENTS

Show Investments Owned December 31 of Current Year

1 CUSIP	2 Description	3 Code	4 Date Acquired	5 Rate of Interest	6 Maturity Date	7 Book/Adjusted Carrying Value	8 Amount of Interest Due and Accrued	9 Amount Received During Year
	GEN RE SHORT TERM POOL		12/03/2024	4.490	01/10/2025	147,279,609	0	553,926
0019999999	Subtotal - Bonds - U.S. Governments - Issuer Obligations					147,279,609	0	553,926
0109999999	Total - U.S. Government Bonds					147,279,609	0	553,926
0309999999	Total - All Other Government Bonds					0	0	0
0509999999	Total - U.S. States, Territories and Possessions Bonds					0	0	0
0709999999	Total - U.S. Political Subdivisions Bonds					0	0	0
0909999999	Total - U.S. Special Revenues Bonds					0	0	0
1109999999	Total - Industrial and Miscellaneous (Unaffiliated) Bonds					0	0	0
1309999999	Total - Hybrid Securities					0	0	0
1509999999	Total - Parent, Subsidiaries and Affiliates Bonds					0	0	0
1909999999	Subtotal - Unaffiliated Bank Loans					0	0	0
2419999999	Total - Issuer Obligations					147,279,609	0	553,926
2429999999	Total - Residential Mortgage-Backed Securities					0	0	0
2439999999	Total - Commercial Mortgage-Backed Securities					0	0	0
2449999999	Total - Other Loan-Backed and Structured Securities					0	0	0
2459999999	Total - SVO Identified Funds					0	0	0
2469999999	Total - Affiliated Bank Loans					0	0	0
2479999999	Total - Unaffiliated Bank Loans					0	0	0
2509999999	Total Bonds					147,279,609	0	553,926
8609999999	Total Cash Equivalents					147,279,609	0	553,926

1. Line Book/Adjusted Carrying Value by NAIC Designation Category Footnote:

Number	1A	1B	1C	1D	1E	1F	1G
1A	147,279,609	0	0	0	0	0	0
1B	0	0	0	0	0	0	0
1C	0	0	0	0	0	0	0
1D	0	0	0	0	0	0	0
1E	0	0	0	0	0	0	0
1F	0	0	0	0	0	0	0

E28

ANNUAL STATEMENT FOR THE YEAR 2024 OF THE General Re Life Corporation

SCHEDULE E - PART 3 - SPECIAL DEPOSITS

States, Etc.	1 Type of Deposit	2 Purpose of Deposit	Deposits For the Benefit of All Policyholders		All Other Special Deposits		
			3 Book/Adjusted Carrying Value	4 Fair Value	5 Book/Adjusted Carrying Value	6 Fair Value	
1. Alabama	AL		0	0	0	0	
2. Alaska	AK		0	0	0	0	
3. Arizona	AZ		0	0	0	0	
4. Arkansas	AR	B... STATUTORY REQUIREMENT	0	0	124,956	124,746	
5. California	CA	B... STATUTORY REQUIREMENT	0	0	3,616,077	3,635,899	
6. Colorado	CO		0	0	0	0	
7. Connecticut	CT	B... STATUTORY REQUIREMENT	1,525,454	1,533,816	0	0	
8. Delaware	DE		0	0	0	0	
9. District of Columbia	DC		0	0	0	0	
10. Florida	FL		0	0	0	0	
11. Georgia	GA	B... STATUTORY REQUIREMENT	0	0	75,022	75,434	
12. Hawaii	HI		0	0	0	0	
13. Idaho	ID		0	0	0	0	
14. Illinois	IL		0	0	0	0	
15. Indiana	IN		0	0	0	0	
16. Iowa	IA		0	0	0	0	
17. Kansas	KS		0	0	0	0	
18. Kentucky	KY		0	0	0	0	
19. Louisiana	LA		0	0	0	0	
20. Maine	ME		0	0	0	0	
21. Maryland	MD		0	0	0	0	
22. Massachusetts	MA	B... STATUTORY REQUIREMENT	0	0	125,037	125,723	
23. Michigan	MI		0	0	0	0	
24. Minnesota	MN		0	0	0	0	
25. Mississippi	MS		0	0	0	0	
26. Missouri	MO		0	0	0	0	
27. Montana	MT		0	0	0	0	
28. Nebraska	NE		0	0	0	0	
29. Nevada	NV		0	0	0	0	
30. New Hampshire	NH		0	0	0	0	
31. New Jersey	NJ		0	0	0	0	
32. New Mexico	NM	B... STATUTORY REQUIREMENT	0	0	494,788	495,284	
33. New York	NY		0	0	0	0	
34. North Carolina	NC	B... STATUTORY REQUIREMENT	0	0	425,127	427,457	
35. North Dakota	ND		0	0	0	0	
36. Ohio	OH		0	0	0	0	
37. Oklahoma	OK		0	0	0	0	
38. Oregon	OR		0	0	0	0	
39. Pennsylvania	PA		0	0	0	0	
40. Rhode Island	RI		0	0	0	0	
41. South Carolina	SC		0	0	0	0	
42. South Dakota	SD		0	0	0	0	
43. Tennessee	TN		0	0	0	0	
44. Texas	TX		0	0	0	0	
45. Utah	UT		0	0	0	0	
46. Vermont	VT		0	0	0	0	
47. Virginia	VA	B... STATUTORY REQUIREMENT	0	0	130,039	130,752	
48. Washington	WA		0	0	0	0	
49. West Virginia	WV		0	0	0	0	
50. Wisconsin	WI		0	0	0	0	
51. Wyoming	WY		0	0	0	0	
52. American Samoa	AS		0	0	0	0	
53. Guam	GU		0	0	0	0	
54. Puerto Rico	PR		0	0	0	0	
55. U.S. Virgin Islands	VI		0	0	0	0	
56. Northern Mariana Islands	MP		0	0	0	0	
57. Canada	CAN	ST... STATUTORY REQUIREMENT	0	0	216,070,767	216,070,767	
58. Aggregate Alien and Other	OT	XXX	0	0	163,343,902	163,343,902	
59. Subtotal	XXX	XXX	1,525,454	1,533,816	384,405,715	384,429,964	
DETAILS OF WRITE-INS							
5801. Trust account with client	ST	Client trust account			163,343,902	163,343,902	
5802.							
5803.							
5898. Summary of remaining write-ins for Line 58 from overflow page	XXX	XXX	0	0	0	0	
5899. Totals (Lines 5801 through 5803 plus 5898)(Line 58 above)	XXX	XXX	0	0	163,343,902	163,343,902	