

# **ANNUAL STATEMENT**

OF THE

## **General Re Life Corporation**

OF

### **Stamford**

### **In the State of CT**

**to the Insurance Department  
of the State of**

For the Year Ended  
December 31, 2023

## **2023**



# ANNUAL STATEMENT

For the Year Ended December 31, 2023  
OF THE CONDITION AND AFFAIRS OF THE

## GENERAL RE LIFE CORPORATION

NAIC Group Code <u>0031</u> <u>0031</u> <small>(Current Period) (Prior Period)</small>	NAIC Company Code <u>86258</u>	Employer's ID Number <u>13-2572994</u>
Organized under the Laws of <u>CONNECTICUT</u>	State of Domicile or Port of Entry <u>CONNECTICUT</u> <u>Incorporated JUNE 1, 1967</u>	Country of Domicile <u>UNITED STATES</u> <u>Commenced Business AUGUST 1, 1967</u>
Statutory Home Office	<u>120 LONG RIDGE ROAD</u> <small>(Street and Number)</small>	<u>STAMFORD, CT USA 06902</u> <small>(City or Town, State Country and Zip Code)</small>
Main Administrative Office	<u>120 LONG RIDGE ROAD</u> <small>(Street and Number)</small> <u>STAMFORD, CT USA 06902</u> <small>(City or Town, State Country and Zip Code)</small>	<u>203-352-3000</u> <small>(Area Code) (Telephone Number)</small>
Mail Address	<u>120 LONG RIDGE ROAD</u> <small>(Street and Number or P. O. Box)</small>	<u>STAMFORD, CT USA 06902</u> <small>(City or Town, State Country and Zip Code)</small>
Primary Location of Books and Records	<u>120 LONG RIDGE ROAD</u> <small>(Street and Number)</small> <u>STAMFORD, CT USA 06902</u> <small>(City or Town, State Country and Zip Code)</small>	<u>203-352-3000</u> <small>(Area Code) (Telephone Number)</small>
Internet Website Address	<u>WWW.GENRE.COM</u>	
Statutory Statement Contact	KEVIN SEIDLER <small>(Name)</small> <u>Kevin.seidler@genre.com</u> <small>(E-Mail Address)</small>	<u>203-328-5179</u> <small>(Area Code) (Telephone Number) (Extension)</small> <u>203-328-6320</u> <small>(Fax Number)</small>

### OFFICERS

KALUTANTRIGE DAMITHA HARINDRA CHANDRASENA	President and Chief Executive Officer
CHRISTOPHER ROBERT BELLO	Senior Vice President, General Counsel and Secretary
EDWARD MICHAEL NOSENZO	Vice President and Treasurer
ERIC SCOTT SCHWARTZ	Vice President and Appointed Actuary

### DIRECTORS

KALUTANTRIGE DAMITHA HARINDRA CHANDRASENA      MICHAEL JAMES LAWLER      EDWARD MICHAEL NOSENZO

State of.....CONNECTICUT  
County of.....FAIRFIELD


The officers of this reporting entity, being duly sworn, each depose and say that they are the described officers of the said reporting entity, and that on the reporting period stated above, all of the herein described assets were the absolute property of the said reporting entity free and clear from any liens or claims thereon, except as herein stated, and that this statement together with related exhibits, schedules and explanations therein contained, annexed or referred to is a full and true statement of all the assets and liabilities and of the condition and affairs of the said reporting entity as of the reporting period stated above, and of its income and deductions therefrom for the period ended, and have been completed in accordance with the NAIC Annual Statement Instructions and Accounting Practices and Procedures Manual except to the extent that: (1) state law may differ; or, (2) that state rules or regulations require differences in reporting not related to accounting practices and procedures, according to the best of their information, knowledge and belief, respectively. Furthermore, the scope of this attestation by the described officers also includes the related corresponding electronic filing with the NAIC, when required, that is an exact copy of the enclosed statement (except for formatting differences due to electronic filing). The electronic filing may be requested by various regulators in lieu of or in addition to the enclosed statement.


  
KALUTANTRIGE DAMITHA HARINDRA CHANDRASENA  
President and Chief Executive Officer

  
CHRISTOPHER ROBERT BELLO  
Senior Vice President, General Counsel & Secretary

  
EDWARD MICHAEL NOSENZO  
Vice President and Treasurer

Subscribed and sworn to before me this  
20th day of February 2024

  
Phyllis A. Casarella-Fischetti, Notary Public  
My Commission Expires April 30, 2026



a. Is this an original filing? Yes [X] No [ ]  
b. If no,  
1. State the amendment number \_\_\_\_\_  
2. Date filed \_\_\_\_\_  
3. Number of pages attached \_\_\_\_\_

ANNUAL STATEMENT FOR THE YEAR 2023 OF THE General Re Life Corporation

**ASSETS**

	Current Year			Prior Year
	1 Assets	2 Nonadmitted Assets	3 Net Admitted Assets (Cols. 1 - 2)	4 Net Admitted Assets
1. Bonds (Schedule D) .....	522,402,495		522,402,495	495,348,635
2. Stocks (Schedule D):				
2.1 Preferred stocks .....	0		0	0
2.2 Common stocks .....	19,208,644		19,208,644	18,880,908
3. Mortgage loans on real estate (Schedule B):				
3.1 First liens .....			0	0
3.2 Other than first liens.....			0	0
4. Real estate (Schedule A):				
4.1 Properties occupied by the company (less \$ encumbrances) .....			0	0
4.2 Properties held for the production of income (less \$ ..... encumbrances) .....			0	0
4.3 Properties held for sale (less \$ encumbrances) .....			0	0
5. Cash (\$ ..... 65,564,092 , Schedule E - Part 1), cash equivalents (\$ ..... 128,242,290 , Schedule E - Part 2) and short-term investments (\$ ..... 3,245,155,693 , Schedule DA) .....	3,438,962,075		3,438,962,075	3,255,780,673
6. Contract loans (including \$ ..... premium notes) .....	80,687		80,687	83,987
7. Derivatives (Schedule DB) .....			0	0
8. Other invested assets (Schedule BA) .....	714,291,331		714,291,331	739,312,732
9. Receivables for securities .....			0	0
10. Securities lending reinvested collateral assets (Schedule DL) .....			0	0
11. Aggregate write-ins for invested assets .....	0	0	0	0
12. Subtotals, cash and invested assets (Lines 1 to 11) .....	4,694,945,232	0	4,694,945,232	4,509,406,935
13. Title plants less \$ ..... charged off (for Title insurers only) .....			0	0
14. Investment income due and accrued .....	14,186,241	85,303	14,100,938	14,771,601
15. Premiums and considerations:				
15.1 Uncollected premiums and agents' balances in the course of collection.....	279,133,581	1,482,212	277,651,369	324,023,071
15.2 Deferred premiums, agents' balances and installments booked but deferred and not yet due (including \$ ..... earned but unbilled premiums) .....			0	0
15.3 Accrued retrospective premiums (\$ ..... ) and contracts subject to redetermination (\$ ..... ) .....			0	0
16. Reinsurance:				
16.1 Amounts recoverable from reinsurers .....	1,829,293		1,829,293	790,489
16.2 Funds held by or deposited with reinsured companies .....	285,220,402		285,220,402	278,031,054
16.3 Other amounts receivable under reinsurance contracts .....	14,634,415		14,634,415	3,677,415
17. Amounts receivable relating to uninsured plans .....			0	0
18.1 Current federal and foreign income tax recoverable and interest thereon ....			0	1,316,764
18.2 Net deferred tax asset .....	16,321,180		16,321,180	31,148,717
19. Guaranty funds receivable or on deposit .....			0	0
20. Electronic data processing equipment and software .....	1,611,008	1,611,008	0	0
21. Furniture and equipment, including health care delivery assets (\$ ..... ) .....	9,803	9,803	0	0
22. Net adjustment in assets and liabilities due to foreign exchange rates .....	314,450		314,450	284,107
23. Receivables from parent, subsidiaries and affiliates .....	1,593,912		1,593,912	1,446,057
24. Health care (\$ ..... ) and other amounts receivable .....	0		0	0
25. Aggregate write-ins for other than invested assets .....	27,672,539	6,628,616	21,043,923	24,326,404
26. Total assets excluding Separate Accounts, Segregated Accounts and Protected Cell Accounts (Lines 12 to 25) .....	5,337,472,056	9,816,942	5,327,655,114	5,189,222,614
27. From Separate Accounts, Segregated Accounts and Protected Cell Accounts .....			0	0
28. Total (Lines 26 and 27)	5,337,472,056	9,816,942	5,327,655,114	5,189,222,614
<b>DETAILS OF WRITE-INS</b>				
1101. ....				
1102. ....				
1103. ....				
1198. Summary of remaining write-ins for Line 11 from overflow page .....	0	0	0	0
1199. Totals (Lines 1101 thru 1103 plus 1198)(Line 11 above)	0	0	0	0
2501. Working Funds .....	3,215,608		3,215,608	3,403,285
2502. Other Receivables .....	23,071,451	6,628,616	16,442,835	15,081,414
2503. Other .....	1,385,480		1,385,480	5,841,705
2598. Summary of remaining write-ins for Line 25 from overflow page .....	0	0	0	0
2599. Totals (Lines 2501 thru 2503 plus 2598)(Line 25 above)	27,672,539	6,628,616	21,043,923	24,326,404

ANNUAL STATEMENT FOR THE YEAR 2023 OF THE General Re Life Corporation

**LIABILITIES, SURPLUS AND OTHER FUNDS**

	1 Current Year	2 Prior Year
1. Aggregate reserve for life contracts \$ ..... 1,436,864,589 (Exh. 5, Line 9999999) less \$ ..... included in Line 6.3 (including \$ ..... 5,550,509 Modco Reserve) .....	1,436,864,589	1,579,267,939
2. Aggregate reserve for accident and health contracts (including \$ ..... 0 Modco Reserve) .....	585,480,194	540,860,397
3. Liability for deposit-type contracts (Exhibit 7, Line 14, Col. 1) (including \$ ..... Modco Reserve) .....	837,960	871,071
4. Contract claims:		
4.1 Life (Exhibit 8, Part 1, Line 4.4, Col. 1 less Col. 6) .....	405,346,955	570,170,206
4.2 Accident and health (Exhibit 8, Part 1, Line 4.4, Col. 6) .....	228,170,875	208,870,648
5. Policyholders' dividends/refunds to members \$ ..... and coupons \$ ..... due and unpaid (Exhibit 4, Line 10) .....	0	0
6. Provision for policyholders' dividends, refunds to members and coupons payable in following calendar year - estimated amounts:		
6.1 Policyholders' dividends and refunds to members apportioned for payment (including \$ ..... Modco) .....		
6.2 Policyholders' dividends and refunds to members not yet apportioned (including \$ ..... Modco) .....		
6.3 Coupons and similar benefits (including \$ ..... Modco) .....		
7. Amount provisionally held for deferred dividend policies not included in Line 6 .....		
8. Premiums and annuity considerations for life and accident and health contracts received in advance less \$ ..... discount; including \$ ..... 0 accident and health premiums (Exhibit 1, Part 1, Col. 1, sum of lines 4 and 14) .....	0	0
9. Contract liabilities not included elsewhere:		
9.1 Surrender values on canceled contracts .....		
9.2 Provision for experience rating refunds, including the liability of \$ ..... accident and health experience rating refunds of which \$ ..... 0 is for medical loss ratio rebate per the Public Health Service Act .....	8,291,125	5,569,259
9.3 Other amounts payable on reinsurance, including \$ ..... 6,338,100 assumed and \$ ..... 2,494,496 ceded .....	8,832,596	7,629,753
9.4 Interest maintenance reserve (IMR, Line 6) .....	708,353	1,167,982
10. Commissions to agents due or accrued-life and annuity contracts \$ ..... accident and health \$ ..... and deposit-type contract funds \$ .....		
11. Commissions and expense allowances payable on reinsurance assumed .....	27,767,794	25,461,157
12. General expenses due or accrued (Exhibit 2, Line 12, Col. 7) .....	13,823,582	12,023,639
13. Transfers to Separate Accounts due or accrued (net) (including \$ ..... accrued for expense allowances recognized in reserves, net of reinsured allowances) .....		
14. Taxes, licenses and fees due or accrued, excluding federal income taxes (Exhibit 3, Line 9, Col. 6) .....	306,875	25,437
15.1 Current federal and foreign income taxes, including \$ ..... on realized capital gains (losses) .....	32,851,732	
15.2 Net deferred tax liability .....		
16. Unearned investment income .....		
17. Amounts withheld or retained by reporting entity as agent or trustee .....		
18. Amounts held for agents' account, including \$ ..... agents' credit balances .....		
19. Remittances and items not allocated .....	55,913,355	27,340,218
20. Net adjustment in assets and liabilities due to foreign exchange rates .....		
21. Liability for benefits for employees and agents if not included above .....		
22. Borrowed money \$ ..... and interest thereon \$ .....		
23. Dividends to stockholders declared and unpaid .....		
24. Miscellaneous liabilities:		
24.01 Asset valuation reserve (AVR, Line 16, Col. 7) .....	3,391,645	3,347,695
24.02 Reinsurance in unauthorized and certified (\$ ..... 0 ) companies .....	3,323,727	66,115
24.03 Funds held under reinsurance treaties with unauthorized and certified (\$ ..... ) reinsurers .....		
24.04 Payable to parent, subsidiaries and affiliates .....		1,507,384
24.05 Drafts outstanding .....		
24.06 Liability for amounts held under uninsured plans .....		
24.07 Funds held under coinsurance .....	1,182,121,475	1,206,508,793
24.08 Derivatives .....	0	0
24.09 Payable for securities .....		
24.10 Payable for securities lending .....		
24.11 Capital notes \$ ..... and interest thereon \$ .....		
25. Aggregate write-ins for liabilities .....	2,333,547	2,919,506
26. Total liabilities excluding Separate Accounts business (Lines 1 to 25) .....	3,996,366,379	4,193,607,199
27. From Separate Accounts Statement .....		
28. Total liabilities (Lines 26 and 27) .....	3,996,366,379	4,193,607,199
29. Common capital stock .....	108,750,000	108,750,000
30. Preferred capital stock .....		
31. Aggregate write-ins for other than special surplus funds .....	0	0
32. Surplus notes .....	0	0
33. Gross paid in and contributed surplus (Page 3, Line 33, Col. 2 plus Page 4, Line 51.1, Col. 1) .....	1,086,429,507	1,086,429,507
34. Aggregate write-ins for special surplus funds .....	0	0
35. Unassigned funds (surplus) .....	136,109,228	(199,564,092)
36. Less treasury stock, at cost:		
36.1 ..... shares common (value included in Line 29 \$ ..... ) .....		
36.2 ..... shares preferred (value included in Line 30 \$ ..... ) .....		
37. Surplus (Total Lines 31+32+33+34+35-36) (including \$ ..... in Separate Accounts Statement) .....	1,222,538,735	886,865,415
38. Totals of Lines 29, 30 and 37 (Page 4, Line 55) .....	1,331,288,735	995,615,415
39. Totals of Lines 28 and 38 (Page 2, Line 28, Col. 3) .....	5,327,655,114	5,189,222,614
<b>DETAILS OF WRITE-INS</b>		
2501. Other Liabilities .....	2,333,547	2,919,506
2502. ....		
2503. ....		
2598. Summary of remaining write-ins for Line 25 from overflow page .....	0	0
2599. Totals (Lines 2501 thru 2503 plus 2598)(Line 25 above) .....	2,333,547	2,919,506
3101. ....		
3102. ....		
3103. ....		
3198. Summary of remaining write-ins for Line 31 from overflow page .....	0	0
3199. Totals (Lines 3101 thru 3103 plus 3198)(Line 31 above) .....	0	0
3401. ....		
3402. ....		
3403. ....		
3498. Summary of remaining write-ins for Line 34 from overflow page .....	0	0
3499. Totals (Lines 3401 thru 3403 plus 3498)(Line 34 above) .....	0	0



**SUMMARY OF OPERATIONS**

	1 Current Year	2 Prior Year
1. Premiums and annuity considerations for life and accident and health contracts (Exhibit 1, Part 1, Line 20.4, Col. 1 less Col. 8) .....	1,183,044,193	1,438,330,458
2. Considerations for supplementary contracts with life contingencies .....	0	0
3. Net investment income (Exhibit of Net Investment Income, Line 17) .....	200,854,837	102,943,401
4. Amortization of Interest Maintenance Reserve (IMR, Line 5) .....	(5,120,051)	958,929
5. Separate Accounts net gain from operations excluding unrealized gains or losses .....	0	0
6. Commissions and expense allowances on reinsurance ceded (Exhibit 1, Part 2, Line 26.1, Col. 1) .....	29,470,395	16,918,217
7. Reserve adjustments on reinsurance ceded .....	(491,613)	6,084
8. Miscellaneous Income:		
8.1 Income from fees associated with investment management, administration and contract guarantees from Separate Accounts .....	0	0
8.2 Charges and fees for deposit-type contracts .....	0	0
8.3 Aggregate write-ins for miscellaneous income .....	7,380,774	3,245,180
9. Total (Lines 1 to 8.3) .....	1,415,138,535	1,562,402,269
10. Death benefits .....	581,407,422	851,053,182
11. Matured endowments (excluding guaranteed annual pure endowments) .....	88,658	117,982
12. Annuity benefits (Exhibit 8, Part 2, Line 6.4, Cols. 4 + 5 minus Analysis of Operations Summary, Line 18, Col. 1) .....	21,667	27,112
13. Disability benefits and benefits under accident and health contracts .....	267,409,699	269,885,044
14. Coupons, guaranteed annual pure endowments and similar benefits .....	0	0
15. Surrender benefits and withdrawals for life contracts .....	439,525	395,639
16. Group conversions .....	0	0
17. Interest and adjustments on contract or deposit-type contract funds .....	968,334	4,729,142
18. Payments on supplementary contracts with life contingencies .....	8,203	9,015
19. Increase in aggregate reserves for life and accident and health contracts .....	(103,429,095)	64,872,233
20. Totals (Lines 10 to 19) .....	746,914,413	1,191,089,349
21. Commissions on premiums, annuity considerations, and deposit-type contract funds (direct business only) (Exhibit 1, Part 2, Line 31, Col. 1) .....	0	0
22. Commissions and expense allowances on reinsurance assumed (Exhibit 1, Part 2, Line 26.2, Col. 1) .....	116,653,456	125,074,493
23. General insurance expenses and fraternal expenses (Exhibit 2, Line 10, Cols. 1, 2, 3, 4 and 6) .....	71,882,540	63,806,533
24. Insurance taxes, licenses and fees, excluding federal income taxes (Exhibit 3, Line 7, Cols. 1 + 2 + 3 + 5) .....	550,573	140,238
25. Increase in loading on deferred and uncollected premiums .....	0	0
26. Net transfers to or (from) Separate Accounts net of reinsurance .....	0	0
27. Aggregate write-ins for deductions .....	64,931,201	61,199,107
28. Totals (Lines 20 to 27) .....	1,000,932,183	1,441,309,720
29. Net gain from operations before dividends to policyholders, refunds to members and federal income taxes (Line 9 minus Line 28) .....	414,206,352	121,092,549
30. Dividends to policyholders and refunds to members .....	0	0
31. Net gain from operations after dividends to policyholders, refunds to members and before federal income taxes (Line 29 minus Line 30) .....	414,206,352	121,092,549
32. Federal and foreign income taxes incurred (excluding tax on capital gains) .....	67,848,243	28,154,097
33. Net gain from operations after dividends to policyholders, refunds to members and federal income taxes and before realized capital gains or (losses) (Line 31 minus Line 32) .....	346,358,109	92,938,452
34. Net realized capital gains (losses) (excluding gains (losses) transferred to the IMR) less capital gains tax of \$ ..... 4,591,856 (excluding taxes of \$ ..... (1,483,206) transferred to the IMR) .....	(7,103,165)	3,441,624
35. Net income (Line 33 plus Line 34) .....	339,254,944	96,380,076
<b>CAPITAL AND SURPLUS ACCOUNT</b>		
36. Capital and surplus, December 31, prior year (Page 3, Line 38, Col. 2) .....	995,615,415	878,096,087
37. Net income (Line 35) .....	339,254,944	96,380,076
38. Change in net unrealized capital gains (losses) less capital gains tax of \$ .....	327,736	(13,427,683)
39. Change in net unrealized foreign exchange capital gain (loss) .....	11,081,264	2,630,040
40. Change in net deferred income tax .....	(11,881,884)	1,387,580
41. Change in nonadmitted assets .....	192,822	7,345,049
42. Change in liability for reinsurance in unauthorized and certified companies .....	(3,257,612)	3,483,198
43. Change in reserve on account of change in valuation basis, (increase) or decrease .....	0	0
44. Change in asset valuation reserve .....	(43,950)	19,721,068
45. Change in treasury stock (Page 3, Lines 36.1 and 36.2, Col. 2 minus Col. 1) .....	0	0
46. Surplus (contributed to) withdrawn from Separate Accounts during period .....	0	0
47. Other changes in surplus in Separate Accounts Statement .....	0	0
48. Change in surplus notes .....	0	0
49. Cumulative effect of changes in accounting principles .....	0	0
50. Capital changes:		
50.1 Paid in .....	0	0
50.2 Transferred from surplus (Stock Dividend) .....	0	0
50.3 Transferred to surplus .....	0	0
51. Surplus adjustment:		
51.1 Paid in .....	0	0
51.2 Transferred to capital (Stock Dividend) .....	0	0
51.3 Transferred from capital .....	0	0
51.4 Change in surplus as a result of reinsurance .....	0	0
52. Dividends to stockholders .....	0	0
53. Aggregate write-ins for gains and losses in surplus .....	0	0
54. Net change in capital and surplus for the year (Lines 37 through 53) .....	335,673,320	117,519,328
55. Capital and surplus, December 31, current year (Lines 36 + 54) (Page 3, Line 38) .....	1,331,288,735	995,615,415
<b>DETAILS OF WRITE-INS</b>		
08.301. Fee Income .....	(17,960)	(21,992)
08.302. Modco Income .....	359,310	304,216
08.303. Misc. ....	956,389	2,962,956
08.398. Summary of remaining write-ins for Line 8.3 from overflow page .....	6,083,035	0
08.399. Totals (Lines 08.301 thru 08.303 plus 08.398)(Line 8.3 above) .....	7,380,774	3,245,180
2701. Funds held interest expense .....	61,734,440	57,157,136
2702. Experience refunds .....	1,514,806	2,407,296
2703. Misc. exp. ....	1,681,955	1,634,675
2798. Summary of remaining write-ins for Line 27 from overflow page .....	0	0
2799. Totals (Lines 2701 thru 2703 plus 2798)(Line 27 above) .....	64,931,201	61,199,107
5301. ....	0	0
5302. ....	0	0
5303. ....	0	0
5398. Summary of remaining write-ins for Line 53 from overflow page .....	0	0
5399. Totals (Lines 5301 thru 5303 plus 5398)(Line 53 above) .....	0	0

ANNUAL STATEMENT FOR THE YEAR 2023 OF THE General Re Life Corporation

**CASH FLOW**

	1	2
	Current Year	Prior Year
<b>Cash from Operations</b>		
1. Premiums collected net of reinsurance .....	1,282,528,207	1,506,528,707
2. Net investment income .....	204,704,278	113,597,752
3. Miscellaneous income .....	23,180,463	5,692,938
4. Total (Lines 1 through 3) .....	1,510,412,948	1,625,819,397
5. Benefit and loss related payments .....	1,128,047,038	1,213,667,621
6. Net transfers to Separate Accounts, Segregated Accounts and Protected Cell Accounts .....	0	0
7. Commissions, expenses paid and aggregate write-ins for deductions .....	198,852,312	195,627,795
8. Dividends paid to policyholders .....	0	0
9. Federal and foreign income taxes paid (recovered) net of \$ ..... tax on capital gains (losses) .....	33,842,744	14,909,418
10. Total (Lines 5 through 9) .....	1,360,742,094	1,424,204,834
11. Net cash from operations (Line 4 minus Line 10) .....	149,670,854	201,614,563
<b>Cash from Investments</b>		
12. Proceeds from investments sold, matured or repaid:		
12.1 Bonds .....	61,341,607	121,911
12.2 Stocks .....	0	222,307,470
12.3 Mortgage loans .....	0	0
12.4 Real estate .....	0	0
12.5 Other invested assets .....	20,303,942	0
12.6 Net gains or (losses) on cash, cash equivalents and short-term investments .....	0	(19,494)
12.7 Miscellaneous proceeds .....	0	0
12.8 Total investment proceeds (Lines 12.1 to 12.7) .....	81,645,549	222,409,887
13. Cost of investments acquired (long-term only):		
13.1 Bonds .....	84,896,713	392,565,274
13.2 Stocks .....	0	0
13.3 Mortgage loans .....	0	0
13.4 Real estate .....	0	0
13.5 Other invested assets .....	0	0
13.6 Miscellaneous applications .....	0	0
13.7 Total investments acquired (Lines 13.1 to 13.6) .....	84,896,713	392,565,274
14. Net increase/(decrease) in contract loans and premium notes .....	(3,300)	3,885
15. Net cash from investments (Line 12.8 minus Line 13.7 minus Line 14) .....	(3,247,864)	(170,159,272)
<b>Cash from Financing and Miscellaneous Sources</b>		
16. Cash provided (applied):		
16.1 Surplus notes, capital notes .....	0	0
16.2 Capital and paid in surplus, less treasury stock .....	0	0
16.3 Borrowed funds .....	0	0
16.4 Net deposits on deposit-type contracts and other insurance liabilities .....	(33,111)	(34,767)
16.5 Dividends to stockholders .....	0	0
16.6 Other cash provided (applied) .....	36,791,523	(11,857,428)
17. Net cash from financing and miscellaneous sources (Lines 16.1 to 16.4 minus Line 16.5 plus Line 16.6) .....	36,758,412	(11,892,195)
<b>RECONCILIATION OF CASH, CASH EQUIVALENTS AND SHORT-TERM INVESTMENTS</b>		
18. Net change in cash, cash equivalents and short-term investments (Line 11, plus Lines 15 and 17) .....	183,181,402	19,563,096
19. Cash, cash equivalents and short-term investments:		
19.1 Beginning of year .....	3,255,780,669	3,236,217,573
19.2 End of year (Line 18 plus Line 19.1) .....	3,438,962,071	3,255,780,669

Note: Supplemental disclosures of cash flow information for non-cash transactions:

--	--	--

**ANNUAL STATEMENT FOR THE YEAR 2023 OF THE General Re Life Corporation**  
**ANALYSIS OF OPERATIONS BY LINES OF BUSINESS - SUMMARY**

	1	2	3	4	5	6	7	8	9
	Total	Individual Life	Group Life	Individual Annuities	Group Annuities	Accident and Health	Fraternal	Other Lines of Business	YRT Mortality Risk Only
1. Premiums and annuity considerations for life and accident and health contracts .....	1,183,044,195	223,522,334	57,770,585	15,106	0	363,645,056			538,091,114
2. Considerations for supplementary contracts with life contingencies .....	0	XXX	XXX			XXX	XXX		XXX
3. Net investment income .....	200,854,837	42,420,860	4,339,776	0	0	58,148,605			95,945,596
4. Amortization of Interest Maintenance Reserve (IMR) .....	(5,120,051)	(1,081,362)	(110,627)	0	0	(1,482,284)			(2,445,778)
5. Separate Accounts net gain from operations excluding unrealized gains or losses .....	0	0	0	0	0	0	XXX		0
6. Commissions and expense allowances on reinsurance ceded .....	29,470,395	0	0	0	0	13,684,803	XXX	0	15,785,592
7. Reserve adjustments on reinsurance ceded .....	(491,613)	118,597	0	0	0	0	XXX		(610,210)
8. Miscellaneous Income:									
8.1 Income from fees associated with investment management, administration and contract guarantees from Separate Accounts .....	0	0	0	0	0	0	XXX		0
8.2 Charges and fees for deposit-type contracts .....	0	0	0	0	0	XXX	XXX		0
8.3 Aggregate write-ins for miscellaneous income .....	7,380,775	248,367	81,629	0	0	7,039,425	0	0	11,354
9. Totals (Lines 1 to 8.3) .....	1,415,138,538	265,228,796	62,081,363	15,106	0	441,035,605	0	0	646,777,668
10. Death benefits .....	581,407,421	62,772,424	31,333,573	0	0	XXX	XXX		487,301,424
11. Matured endowments (excluding guaranteed annual pure endowments) .....	88,658	88,658	0	0	0	XXX	XXX		0
12. Annuity benefits .....	21,667	XXX	XXX	21,667	0	XXX	XXX		XXX
13. Disability benefits and benefits under accident and health contracts .....	267,409,699	184,053	0	0	0	266,893,709	XXX		331,937
14. Coupons, guaranteed annual pure endowments and similar benefits .....	0	0	0	0	0	0	XXX		0
15. Surrender benefits and withdrawals for life contracts .....	439,525	372,448	0	67,077	0	XXX	XXX		0
16. Group conversions .....	0	0	0	0	0	0	XXX		0
17. Interest and adjustments on contract or deposit-type contract funds .....	968,334	245,774	32,030	0	0	0	XXX		690,530
18. Payments on supplementary contracts with life contingencies .....	8,203	0	0	8,203	0	XXX	XXX		0
19. Increase in aggregate reserves for life and accident and health contracts .....	(103,429,053)	73,451,719	(2,348,034)	(21,010)	0	41,526,735	XXX		(216,038,463)
20. Totals (Lines 10 to 19) .....	746,914,454	137,115,076	29,017,569	75,937	0	308,420,444	XXX	0	272,285,428
21. Commissions on premiums, annuity considerations and deposit-type contract funds (direct business only) .....	0	0	0	0	0	0	0	0	XXX
22. Commissions and expense allowances on reinsurance assumed .....	116,653,456	31,925,794	4,798,640	0	0	75,339,810	XXX	0	4,589,212
23. General insurance expenses and fraternal expenses .....	71,882,539	0	4,220,702	0	0	19,392,069			48,269,768
24. Insurance taxes, licenses and fees, excluding federal income taxes .....	550,572	104,024	26,886	7	0	169,235			250,420
25. Increase in loading on deferred and uncollected premiums .....	0	0	0	0	0	0	XXX		0
26. Net transfers to or (from) Separate Accounts net of reinsurance .....	0	0	0	0	0	0	XXX		0
27. Aggregate write-ins for deductions .....	64,931,200	2,599	1,514,806	0	0	59,844,551	0	0	3,569,244
28. Totals (Lines 20 to 27) .....	1,000,932,221	169,147,493	39,578,603	75,944	0	463,166,109	0	0	328,964,072
29. Net gain from operations before dividends to policyholders, refunds to members and federal income taxes (Line 9 minus Line 28) .....	414,206,317	96,081,303	22,502,760	(60,838)	0	(22,130,504)	0	0	317,813,596
30. Dividends to policyholders and refunds to members .....	0	0	0	0	0	0	XXX		0
31. Net gain from operations after dividends to policyholders, refunds to members and before federal income taxes (Line 29 minus Line 30) .....	414,206,317	96,081,303	22,502,760	(60,838)	0	(22,130,504)	0	0	317,813,596
32. Federal income taxes incurred (excluding tax on capital gains) .....	67,848,243	15,761,710	3,728,197	(8,634)	0	(3,942,922)			52,309,892
33. Net gain from operations after dividends to policyholders, refunds to members and federal income taxes and before realized capital gains or (losses) (Line 31 minus Line 32) .....	346,358,074	80,319,593	18,774,563	(52,204)	0	(18,187,582)	0	0	265,503,704
34. Policies/certificates in force end of year .....	0	0	0	0	0	0	XXX		0
<b>DETAILS OF WRITE-INS</b>									
08.301. Misc Income .....	956,390					956,390			
08.302. Funds held income .....	6,083,035					6,083,035			
08.303. ModCo .....	359,310	266,327	81,629						11,354
08.398. Summary of remaining write-ins for Line 8.3 from overflow page .....	(17,960)	(17,960)	0	0	0	0	0	0	0
08.399. Totals (Lines 08.301 thru 08.303 plus 08.398) (Line 8.3 above) .....	7,380,775	248,367	81,629	0	0	7,039,425	0	0	11,354
2701. Experience refund .....	1,514,806		1,514,806						
2702. Other expense .....	1,681,954	2,599				(1,889,889)			3,569,244
2703. Funds held interest expense .....	61,734,440					61,734,440			
2798. Summary of remaining write-ins for Line 27 from overflow page .....	0	0	0	0	0	0	0	0	0
2799. Totals (Lines 2701 thru 2703 plus 2798) (Line 27 above) .....	64,931,200	2,599	1,514,806	0	0	59,844,551	0	0	3,569,244

**ANNUAL STATEMENT FOR THE YEAR 2023 OF THE General Re Life Corporation**  
**ANALYSIS OF OPERATIONS BY LINES OF BUSINESS - INDIVIDUAL LIFE INSURANCE (b)**

	1	2	3	4	5	6	7	8	9	10	11	12
	Total	Industrial Life	Whole Life	Term Life	Indexed Life	Universal Life	Universal Life With Secondary Guarantees	Variable Life	Variable Universal Life	Credit Life (c)	Other Individual Life	YRT Mortality Risk Only
1. Premiums for life contracts (a)	761,613,448		596,872	151,592,001	0	3,250,719	0	0	0	15,716,820	52,365,922	538,091,114
2. Considerations for supplementary contracts with life contingencies	XXX	XXX	XXX	XXX	XXX	XXX	XXX	XXX	XXX	XXX	XXX	XXX
3. Net investment income	138,366,456		106,427	27,029,967	0	579,627	0	0	0	5,367,611	9,337,228	95,945,596
4. Amortization of Interest Maintenance Reserve (IMR)	(3,527,140)		(2,713)	(689,029)	0	(14,775)	0	0	0	(136,827)	(238,018)	(2,445,778)
5. Separate Accounts net gain from operations excluding unrealized gains or losses	0		0	0	0	0	0	0	0	0	0	0
6. Commissions and expense allowances on reinsurance ceded	15,785,592		0	0	0	0	0	0	0	0	0	15,785,592
7. Reserve adjustments on reinsurance ceded	(491,613)		118,597	0	0	0	0	0	0	0	0	(610,210)
8. Miscellaneous Income:												
8.1 Income from fees associated with investment management, administration and contract guarantees from Separate Accounts	0											
8.2 Charges and fees for deposit-type contracts	0											
8.3 Aggregate write-ins for miscellaneous income	259,721	0	(17,960)	0	0	266,327	0	0	0	0	0	11,354
9. Totals (Lines 1 to 8.3)	912,006,464	0	801,223	177,932,939	0	4,081,898	0	0	0	20,947,604	61,465,132	646,777,668
10. Death benefits	550,073,848		1,819,357	52,317,787	0	2,323,510	0	0	0	6,311,770	0	487,301,424
11. Matured endowments (excluding guaranteed annual pure endowments)	88,658		88,658	0	0	0	0	0	0	0	0	0
12. Annuity benefits	XXX	XXX	XXX	XXX	XXX	XXX	XXX	XXX	XXX	XXX	XXX	XXX
13. Disability benefits and benefits under accident and health contracts	515,990		4,307	105,888	0	73,858	0	0	0	0	0	331,937
14. Coupons, guaranteed annual pure endowments and similar benefits	0		0	0	0	0	0	0	0	0	0	0
15. Surrender benefits and withdrawals for life contracts	372,448		274,822	69,950	0	27,676	0	0	0	0	0	0
16. Group conversions	0		0	0	0	0	0	0	0	0	0	0
17. Interest and adjustments on contract or deposit-type contract funds	936,304		5,828	228,798	0	11,148	0	0	0	0	0	690,530
18. Payments on supplementary contracts with life contingencies	0		0	0	0	0	0	0	0	0	0	0
19. Increase in aggregate reserves for life and accident and health contracts	(142,586,744)		(3,773,757)	76,940,064	0	(2,714,501)	0	0	0	2,999,913	0	(216,038,463)
20. Totals (Lines 10 to 19)	409,400,504	0	(1,580,785)	129,662,487	0	(278,309)	0	0	0	9,311,683	0	272,285,428
21. Commissions on premiums, annuity considerations and deposit-type contract funds (direct business only)	0		0	0	0	0	0	0	0	0	0	XXX
22. Commissions and expense allowances on reinsurance assumed	36,515,006		108,581	29,322,487	0	923,044	0	0	0	1,571,682	0	4,589,212
23. General insurance expenses	48,269,768		0	0	0	0	0	0	0	0	0	48,269,768
24. Insurance taxes, licenses and fees, excluding federal income taxes	354,444		278	70,549	0	1,513	0	0	0	7,314	24,370	250,420
25. Increase in loading on deferred and uncollected premiums	0		0	0	0	0	0	0	0	0	0	0
26. Net transfers to or (from) Separate Accounts net of reinsurance	0		0	0	0	0	0	0	0	0	0	0
27. Aggregate write-ins for deductions	3,571,843	0	0	0	0	2,599	0	0	0	0	0	3,569,244
28. Totals (Lines 20 to 27)	498,111,565	0	(1,471,926)	159,055,523	0	648,847	0	0	0	10,890,679	24,370	328,964,072
29. Net gain from operations before dividends to policyholders, refunds to members and federal income taxes (Line 9 minus Line 28)	413,894,899	0	2,273,149	18,877,416	0	3,433,051	0	0	0	10,056,925	61,440,762	317,813,596
30. Dividends to policyholders and refunds to members	0		0	0	0	0	0	0	0	0	0	0
31. Net gain from operations after dividends to policyholders, refunds to members and before federal income taxes (Line 29 minus Line 30)	413,894,899	0	2,273,149	18,877,416	0	3,433,051	0	0	0	10,056,925	61,440,762	317,813,596
32. Federal income taxes incurred (excluding tax on capital gains)	68,071,602		374,462	3,096,442	0	563,120	0	0	0	1,649,626	10,078,060	52,309,892
33. Net gain from operations after dividends to policyholders, refunds to members and federal income taxes and before realized capital gains or (losses) (Line 31 minus Line 32)	345,823,297	0	1,898,687	15,780,974	0	2,869,931	0	0	0	8,407,299	51,362,702	265,503,704
34. Policies/certificates in force end of year	0											
<b>DETAILS OF WRITE-INS</b>												
08.301. Fee Income	(17,960)		(17,960)									
08.302. ModCo	277,681					266,327						11,354
08.303.												
08.398. Summary of remaining write-ins for Line 8.3 from overflow page	0	0	0	0	0	0	0	0	0	0	0	0
08.399. Totals (Lines 08.301 thru 08.303 plus 08.398) (Line 8.3 above)	259,721	0	(17,960)	0	0	266,327	0	0	0	0	0	11,354
2701. Experience refunds	0		0	0	0	0	0	0	0	0	0	0
2702. Misc. expense	3,571,843	0	0	0	0	2,599	0	0	0	0	0	3,569,244
2703.	0		0	0	0	0	0	0	0	0	0	0
2798. Summary of remaining write-ins for Line 27 from overflow page	0	0	0	0	0	0	0	0	0	0	0	0
2799. Totals (Lines 2701 thru 2703 plus 2798) (Line 27 above)	3,571,843	0	0	0	0	2,599	0	0	0	0	0	3,569,244

(a) Include premium amounts for preneed plans included in Line 1  
(b) Indicate if blocks of business in run-off that comprise less than 5% of premiums and less than 5% of reserve and loans liability are aggregated with material blocks of business and which columns are affected.  
(c) Individual and Group Credit Life are combined and included on page. (Indicate whether included with Individual or Group.)

**ANNUAL STATEMENT FOR THE YEAR 2023 OF THE General Re Life Corporation**  
**ANALYSIS OF OPERATIONS BY LINES OF BUSINESS - GROUP LIFE INSURANCE (c)**

	1	2	3	4	5	6	7	8	9
	Total	Whole Life	Term Life	Universal Life	Variable Life	Variable Universal Life	Credit Life (d)	Other Group Life (a)	YRT Mortality Risk Only
1. Premiums for life contracts (b)	57,770,585							57,770,585	
2. Considerations for supplementary contracts with life contingencies	XXX	XXX	XXX	XXX	XXX	XXX	XXX	XXX	XXX
3. Net investment income	4,339,776							4,339,776	
4. Amortization of Interest Maintenance Reserve (IMR)	(110,627)							(110,627)	
5. Separate Accounts net gain from operations excluding unrealized gains or losses	0								
6. Commissions and expense allowances on reinsurance ceded	0								
7. Reserve adjustments on reinsurance ceded	0								
8. Miscellaneous Income:									
8.1 Income from fees associated with investment management, administration and contract guarantees from Separate Accounts	0								
8.2 Charges and fees for deposit-type contracts	0								
8.3 Aggregate write-ins for miscellaneous income	81,629	0	0	0	0	0	0	81,629	0
9. Totals (Lines 1 to 8.3)	62,081,363	0	0	0	0	0	0	62,081,363	0
10. Death benefits	31,333,573							31,333,573	
11. Matured endowments (excluding guaranteed annual pure endowments)	0								
12. Annuity benefits	XXX	XXX	XXX	XXX	XXX	XXX	XXX	XXX	XXX
13. Disability benefits and benefits under accident and health contracts	0								
14. Coupons, guaranteed annual pure endowments and similar benefits	0								
15. Surrender benefits and withdrawals for life contracts	0								
16. Group conversions	0								
17. Interest and adjustments on contract or deposit-type contract funds	32,030							32,030	
18. Payments on supplementary contracts with life contingencies	0							0	
19. Increase in aggregate reserves for life and accident and health contracts	(2,348,034)							(2,348,034)	
20. Totals (Lines 10 to 19)	29,017,569	0	0	0	0	0	0	29,017,569	0
21. Commissions on premiums, annuity considerations and deposit-type contract funds (direct business only)	0								XXX
22. Commissions and expense allowances on reinsurance assumed	4,798,640							4,798,640	
23. General insurance expenses	4,220,702							4,220,702	
24. Insurance taxes, licenses and fees, excluding federal income taxes	26,886							26,886	
25. Increase in loading on deferred and uncollected premiums	0								
26. Net transfers to or (from) Separate Accounts net of reinsurance	0								
27. Aggregate write-ins for deductions	1,514,806	0	0	0	0	0	0	1,514,806	0
28. Totals (Lines 20 to 27)	39,578,603	0	0	0	0	0	0	39,578,603	0
29. Net gain from operations before dividends to policyholders, refunds to members and federal income taxes (Line 9 minus Line 28)	22,502,760	0	0	0	0	0	0	22,502,760	0
30. Dividends to policyholders and refunds to members	0								
31. Net gain from operations after dividends to policyholders, refunds to members and before federal income taxes (Line 29 minus Line 30)	22,502,760	0	0	0	0	0	0	22,502,760	0
32. Federal income taxes incurred (excluding tax on capital gains)	3,728,197							3,728,197	
33. Net gain from operations after dividends to policyholders, refunds to members and federal income taxes and before realized capital gains or (losses) (Line 31 minus Line 32)	18,774,563	0	0	0	0	0	0	18,774,563	0
34. Policies/certificates in force end of year	0								
<b>DETAILS OF WRITE-INS</b>									
08.301. ModCo	81,629							81,629	
08.302.									
08.303.									
08.398. Summary of remaining write-ins for Line 8.3 from overflow page	0	0	0	0	0	0	0	0	0
08.399. Totals (Lines 08.301 thru 08.303 plus 08.398) (Line 8.3 above)	81,629	0	0	0	0	0	0	81,629	0
2701. Experience refund	1,514,806							1,514,806	
2702.									
2703.									
2798. Summary of remaining write-ins for Line 27 from overflow page	0	0	0	0	0	0	0	0	0
2799. Totals (Lines 2701 thru 2703 plus 2798) (Line 27 above)	1,514,806	0	0	0	0	0	0	1,514,806	0

(a) Includes the following amounts for FEGLI/SGLI: Line 1, Line 10, Line 16, Line 23, Line 24

(b) Include premium amounts for preneed plans included in Line 1

(c) Indicate if blocks of business in run-off that comprise less than 5% of premiums and less than 5% of reserve and loans liability are aggregated with material blocks of business and which columns are affected.

(d) Individual and Group Credit Life are combined and included on page. (Indicate whether included with Individual or Group.)

ANNUAL STATEMENT FOR THE YEAR 2023 OF THE General Re Life Corporation  
**ANALYSIS OF OPERATIONS BY LINES OF BUSINESS - INDIVIDUAL ANNUITIES (a)**

	1 Total	Deferred				6 Life Contingent Payout (Immediate and Annuitizations)	7 Other Annuities
		2 Fixed Annuities	3 Indexed Annuities	4 Variable Annuities with Guarantees	5 Variable Annuities Without Guarantees		
1. Premiums for individual annuity contracts .....	15,106	15,106					
2. Considerations for supplementary contracts with life contingencies .....	0	XXX	XXX	XXX	XXX		XXX
3. Net investment income .....	0						
4. Amortization of Interest Maintenance Reserve (IMR) .....	0						
5. Separate Accounts net gain from operations excluding unrealized gains or losses .....	0						
6. Commissions and expense allowances on reinsurance ceded .....	0						
7. Reserve adjustments on reinsurance ceded .....	0						
8. Miscellaneous Income:							
8.1 Income from fees associated with investment management, administration and contract guarantees from Separate Accounts .....	0						
8.2 Charges and fees for deposit-type contracts .....	0						
8.3 Aggregate write-ins for miscellaneous income .....	0	0	0	0	0	0	0
9. Totals (Lines 1 to 8.3) .....	15,106	15,106	0	0	0	0	0
10. Death benefits .....	0						
11. Matured endowments (excluding guaranteed annual pure endowments) .....	0						
12. Annuity benefits .....	21,667	21,667					
13. Disability benefits and benefits under accident and health contracts .....	0						
14. Coupons, guaranteed annual pure endowments and similar benefits .....	0						
15. Surrender benefits and withdrawals for life contracts .....	67,077	67,077					
16. Group conversions .....	0						
17. Interest and adjustments on contract or deposit-type contract funds .....	0						
18. Payments on supplementary contracts with life contingencies .....	8,203	8,203					
19. Increase in aggregate reserves for life and accident and health contracts .....	(21,010)	(21,010)					
20. Totals (Lines 10 to 19) .....	75,937	75,937	0	0	0	0	0
21. Commissions on premiums, annuity considerations and deposit-type contract funds (direct business only) .....	0						
22. Commissions and expense allowances on reinsurance assumed .....	0						
23. General insurance expenses .....	0						
24. Insurance taxes, licenses and fees, excluding federal income taxes .....	7	7					
25. Increase in loading on deferred and uncollected premiums .....	0						
26. Net transfers to or (from) Separate Accounts net of reinsurance .....	0						
27. Aggregate write-ins for deductions .....	0	0	0	0	0	0	0
28. Totals (Lines 20 to 27) .....	75,944	75,944	0	0	0	0	0
29. Net gain from operations before dividends to policyholders, refunds to members and federal income taxes (Line 9 minus Line 28) .....	(60,838)	(60,838)	0	0	0	0	0
30. Dividends to policyholders and refunds to members .....	0						
31. Net gain from operations after dividends to policyholders, refunds to members and before federal income taxes (Line 29 minus Line 30) .....	(60,838)	(60,838)	0	0	0	0	0
32. Federal income taxes incurred (excluding tax on capital gains) .....	(8,634)	(8,634)					
33. Net gain from operations after dividends to policyholders, refunds to members and federal income taxes and before realized capital gains or (losses) (Line 31 minus Line 32) .....	(52,204)	(52,204)	0	0	0	0	0
34. Policies/certificates in force end of year .....	0						
<b>DETAILS OF WRITE-INS</b>							
08.301. ....							
08.302. ....							
08.303. ....							
08.398. Summary of remaining write-ins for Line 8.3 from overflow page .....	0	0	0	0	0	0	0
08.399. Totals (Lines 08.301 thru 08.303 plus 08.398) (Line 8.3 above) .....	0	0	0	0	0	0	0
2701. ....							
2702. ....							
2703. ....							
2798. Summary of remaining write-ins for Line 27 from overflow page .....	0	0	0	0	0	0	0
2799. Totals (Lines 2701 thru 2703 plus 2798) (Line 27 above) .....	0	0	0	0	0	0	0

(a) Indicate if blocks of business in run-off that comprise less than 5% of premiums and less than 5% of reserve and loans liability are aggregated with material blocks of business and which columns are affected.



ANNUAL STATEMENT FOR THE YEAR 2023 OF THE General Re Life Corporation  
**ANALYSIS OF OPERATIONS BY LINES OF BUSINESS - GROUP ANNUITIES (a)**

	1 Total	Deferred				6 Life Contingent Payout (Immediate and Annuitizations)	7 Other Annuities
		2 Fixed Annuities	3 Indexed Annuities	4 Variable Annuities with Guarantees	5 Variable Annuities Without Guarantees		
1. Premiums for group annuity contracts .....	0						
2. Considerations for supplementary contracts with life contingencies .....	0	XXX	XXX	XXX	XXX		XXX
3. Net investment income .....	0						
4. Amortization of Interest Maintenance Reserve (IMR) .....	0						
5. Separate Accounts net gain from operations excluding unrealized gains or losses .....	0						
6. Commissions and expense allowances on reinsurance ceded .....	0						
7. Reserve adjustments on reinsurance ceded .....	0						
8. Miscellaneous Income:							
8.1 Income from fees associated with investment management, administration and contract guarantees from Separate Accounts .....	0						
8.2 Charges and fees for deposit-type contracts .....	0						
8.3 Aggregate write-ins for miscellaneous income .....	0	0	0	0	0	0	0
9. Totals (Lines 1 to 8.3) .....	0	0	0	0	0	0	0
10. Death benefits .....	0						
11. Matured endowments (excluding guaranteed annual pure endowments) .....	0						
12. Annuity benefits .....	0						
13. Disability benefits and benefits under accident and health contracts .....	0						
14. Coupons, guaranteed annual pure endowments and similar benefits .....	0						
15. Surrender benefits and withdrawals for life contracts .....	0						
16. Group conversions .....	0						
17. Interest and adjustments on contract or deposit-type contract funds .....	0						
18. Payments on supplementary contracts with life contingencies .....	0						
19. Increase in aggregate reserves for life and accident and health contracts .....	0						
20. Totals (Lines 10 to 19) .....	0	0	0	0	0	0	0
21. Commissions on premiums, annuity considerations and deposit-type contract funds (direct business only) .....	0						
22. Commissions and expense allowances on reinsurance assumed .....	0						
23. General insurance expenses .....	0						
24. Insurance taxes, licenses and fees, excluding federal income taxes .....	0						
25. Increase in loading on deferred and uncollected premiums .....	0						
26. Net transfers to or (from) Separate Accounts net of reinsurance .....	0						
27. Aggregate write-ins for deductions .....	0	0	0	0	0	0	0
28. Totals (Lines 20 to 27) .....	0	0	0	0	0	0	0
29. Net gain from operations before dividends to policyholders, refunds to members and federal income taxes (Line 9 minus Line 28) .....	0						
30. Dividends to policyholders and refunds to members .....	0						
31. Net gain from operations after dividends to policyholders, refunds to members and before federal income taxes (Line 29 minus Line 30) .....	0						
32. Federal income taxes incurred (excluding tax on capital gains) .....	0						
33. Net gain from operations after dividends to policyholders, refunds to members and federal income taxes and before realized capital gains or (losses) (Line 31 minus Line 32) .....	0	0	0	0	0	0	0
34. Policies/certificates in force end of year .....	0						
<b>DETAILS OF WRITE-INS</b>							
08.301. ....							
08.302. ....							
08.303. ....							
08.398. Summary of remaining write-ins for Line 8.3 from overflow page .....	0	0	0	0	0	0	0
08.399. Totals (Lines 08.301 thru 08.303 plus 08.398) (Line 8.3 above) .....	0	0	0	0	0	0	0
2701. ....							
2702. ....							
2703. ....							
2798. Summary of remaining write-ins for Line 27 from overflow page .....	0	0	0	0	0	0	0
2799. Totals (Lines 2701 thru 2703 plus 2798) (Line 27 above) .....	0	0	0	0	0	0	0

(a) Indicate if blocks of business in run-off that comprise less than 5% of premiums and less than 5% of reserve and loans liability are aggregated with material blocks of business and which columns are affected.

**ANNUAL STATEMENT FOR THE YEAR 2023 OF THE General Re Life Corporation**  
**ANALYSIS OF OPERATIONS BY LINES OF BUSINESS - ACCIDENT AND HEALTH (a)**

	1 Total	Comprehensive (Hospital & Medical)		4 Medicare Supplement	5 Vision Only	6 Dental Only	7 Federal Employees Health Benefits Plan	8 Title XVIII Medicare	9 Title XIX Medicaid	10 Credit A&H	11 Disability Income	12 Long-Term Care	13 Other Health
		2 Individual	3 Group										
1. Premiums for accident and health contracts	363,645,056			217,716,773	0	0	0	0	0	0	115,542,791	0	30,385,492
2. Considerations for supplementary contracts with life contingencies	XXX	XXX	XXX	XXX	XXX	XXX	XXX	XXX	XXX	XXX	XXX	XXX	XXX
3. Net investment income	58,148,605			2,726,462	0	0	0	0	0	0	51,675,107	0	3,747,036
4. Amortization of Interest Maintenance Reserve (IMR)	(1,482,284)			(69,501)	0	0	0	0	0	0	(1,317,266)	0	(95,517)
5. Separate Accounts net gain from operations excluding unrealized gains or losses	0			0	0	0	0	0	0	0	0	0	0
6. Commissions and expense allowances on reinsurance ceded	13,684,803			119,560	0	0	0	0	0	0	714	13,564,529	0
7. Reserve adjustments on reinsurance ceded	0												
8. Miscellaneous Income:													
8.1 Income from fees associated with investment management, administration and contract guarantees from Separate Accounts	0												
8.2 Charges and fees for deposit-type contracts	XXX	XXX	XXX	XXX	XXX	XXX	XXX	XXX	XXX	XXX	XXX	XXX	XXX
8.3 Aggregate write-ins for miscellaneous income	7,039,425	0	0	994,706	0	0	0	0	0	0	6,044,719	0	0
9. Totals (Lines 1 to 8.3)	441,035,605	0	0	221,488,000	0	0	0	0	0	0	171,946,065	13,564,529	34,037,011
10. Death benefits	XXX	XXX	XXX	XXX	XXX	XXX	XXX	XXX	XXX	XXX	XXX	XXX	XXX
11. Matured endowments (excluding guaranteed annual pure endowments)	XXX	XXX	XXX	XXX	XXX	XXX	XXX	XXX	XXX	XXX	XXX	XXX	XXX
12. Annuity benefits	XXX	XXX	XXX	XXX	XXX	XXX	XXX	XXX	XXX	XXX	XXX	XXX	XXX
13. Disability benefits and benefits under accident and health contracts	266,893,709			162,607,315	0	0	0	0	0	0	107,873,251	0	(3,586,857)
14. Coupons, guaranteed annual pure endowments and similar benefits	0												
15. Surrender benefits and withdrawals for life contracts	XXX	XXX	XXX	XXX	XXX	XXX	XXX	XXX	XXX	XXX	XXX	XXX	XXX
16. Group conversions	0												
17. Interest and adjustments on contract or deposit-type contract funds	0												
18. Payments on supplementary contracts with life contingencies	XXX	XXX	XXX	XXX	XXX	XXX	XXX	XXX	XXX	XXX	XXX	XXX	XXX
19. Increase in aggregate reserves for life and accident and health contracts	41,526,735			(5,175,375)	0	0	0	0	0	0	45,916,525	0	785,585
20. Totals (Lines 10 to 19)	308,420,444	0	0	157,431,940	0	0	0	0	0	0	153,789,776	0	(2,801,272)
21. Commissions on premiums, annuity considerations and deposit-type contract funds (direct business only)	0												
22. Commissions and expense allowances on reinsurance assumed	75,339,810			31,858,173	0	0	0	0	0	0	27,727,374	11,967,827	3,786,436
23. General insurance expenses	19,392,069			9,368,552	0	0	0	0	0	0	4,958,573	3,968,571	1,096,373
24. Insurance taxes, licenses and fees, excluding federal income taxes	169,235			101,322	0	0	0	0	0	0	53,772	0	14,141
25. Increase in loading on deferred and uncollected premiums	0												
26. Net transfers to or (from) Separate Accounts net of reinsurance	0												
27. Aggregate write-ins for deductions	59,844,551	0	0	0	0	0	0	0	0	0	(1,889,889)	61,734,440	0
28. Totals (Lines 20 to 27)	463,166,109	0	0	198,759,987	0	0	0	0	0	0	184,639,606	77,670,838	2,095,678
29. Net gain from operations before dividends to policyholders, and refunds to members and federal income taxes (Line 9 minus Line 28)	(22,130,504)	0	0	22,728,013	0	0	0	0	0	0	(12,693,541)	(64,106,309)	31,941,333
30. Dividends to policyholders and refunds to members	0												
31. Net gain from operations after dividends to policyholders, refunds to members and before federal income taxes (Line 29 minus Line 30)	(22,130,504)	0	0	22,728,013	0	0	0	0	0	0	(12,693,541)	(64,106,309)	31,941,333
32. Federal income taxes incurred (excluding tax on capital gains)	(3,942,922)			3,728,051	0	0	0	0	0	0	(2,394,988)	(10,515,287)	5,239,302
33. Net gain from operations after dividends to policyholders, refunds to members and federal income taxes and before realized capital gains or (losses) (Line 31 minus Line 32)	(18,187,582)	0	0	18,999,962	0	0	0	0	0	0	(10,298,553)	(53,591,022)	26,702,031
34. Policies/certificates in force end of year	0												
<b>DETAILS OF WRITE-INS</b>													
08.301. Misc income	956,390			994,706							(38,316)		
08.302. Funds held interest income	6,083,035										6,083,035		
08.303. ....	0												
08.398. Summary of remaining write-ins for Line 8.3 from overflow page	0	0	0	0	0	0	0	0	0	0	0	0	0
08.399. Totals (Lines 08.301 thru 08.303 plus 08.398) (Line 8.3 above)	7,039,425	0	0	994,706	0	0	0	0	0	0	6,044,719	0	0
2701. Experience Refund	0												
2702. Dividends and Other Expenses	(1,889,889)										(1,889,889)		
2703. Funds held interest expense	61,734,440											61,734,440	
2798. Summary of remaining write-ins for Line 27 from overflow page	0	0	0	0	0	0	0	0	0	0	0	0	0
2799. Totals (Lines 2701 thru 2703 plus 2798) (Line 27 above)	59,844,551	0	0	0	0	0	0	0	0	0	(1,889,889)	61,734,440	0

(a) Indicate if blocks of business in run-off that comprise less than 5% of premiums and less than 5% of reserve and loans liability are aggregated with material blocks of business and which columns are affected.

ANNUAL STATEMENT FOR THE YEAR 2023 OF THE General Re Life Corporation  
**ANALYSIS OF INCREASE IN RESERVES DURING THE YEAR - INDIVIDUAL LIFE INSURANCE (a)**

	1	2	3	4	5	6	7	8	9	10	11	12
	Total	Industrial Life	Whole Life	Term Life	Indexed Life	Universal Life	Universal Life With Secondary Guarantees	Variable Life	Variable Universal Life	Credit Life <sup>(b)</sup> (N/A Fraternal)	Other Individual Life	YRT Mortality Risk Only
<b>Involving Life or Disability Contingencies (Reserves)</b> (Net of Reinsurance Ceded)												
1. Reserve December 31 of prior year	1,531,766,054	0	32,164,110	474,609,218	0	20,778,469	0	0	0	22,828,151	14,814,734	966,571,372
2. Tabular net premiums or considerations	1,997,004,595		24,655,429	413,257,582	0	26,688,797	0	0	0	51,911,641	38,112,156	1,442,378,990
3. Present value of disability claims incurred	163,432		0	17,068	0	14,011	0	0	0	0	0	132,353
4. Tabular interest	118,207,958		1,804,015	29,666,273	0	1,641,603	0	0	0	1,565,854	1,058,130	82,472,083
5. Tabular less actual reserve released	177,074		1,247	85,782	0	(18,310)	0	0	0	0	3,025	105,330
6. Increase in reserve on account of change in valuation basis	0		0	0	0	0	0	0	0	0	0	0
6.1 Change in excess of VM-20 deterministic/stochastic reserve over net premium reserve	56,773,126	XXX	0	28,049,716	0	0	0	0	0	XXX	0	28,723,410
7. Other increases (net)	(177,107)		37,740	(536,030)	0	0	0	0	0	(121,720)	(89,894)	532,797
8. Totals (Lines 1 to 7)	3,703,915,132	0	58,662,541	945,149,609	0	49,104,570	0	0	0	76,183,926	53,898,151	2,520,916,335
9. Tabular cost	2,241,119,336		28,656,910	357,366,683	0	30,245,946	0	0	0	49,124,498	34,020,820	1,741,704,479
10. Reserves released by death	3,694,841		701,498	1,395,264	0	52,476	0	0	0	11,614	9,318	1,524,671
11. Reserves released by other terminations (net)	66,913,272		911,370	32,387,357	0	700,397	0	0	0	1,219,750	845,507	30,848,891
12. Annuity, supplementary contract and disability payments involving life contingencies	518,873		0	59,467	0	41,782	0	0	0	0	8,203	409,421
13. Net transfers to or (from) Separate Accounts	0		0	0	0	0	0	0	0	0	0	0
14. Total Deductions (Lines 9 to 13)	2,312,246,322	0	30,269,778	391,208,771	0	31,040,601	0	0	0	50,355,862	34,883,848	1,774,487,462
15. Reserve December 31 of current year	1,391,668,810	0	28,392,763	553,940,838	0	18,063,969	0	0	0	25,828,064	19,014,303	746,428,873
<b>Cash Surrender Value and Policy Loans</b>												
16. CSV Ending balance December 31, current year	0											
17. Amount Available for Policy Loans Based upon Line 16 CSV	0											

(a) Indicate if blocks of business in run-off that comprise less than 5% of premiums and less than 5% of reserve and loans liability are aggregated with material blocks of business and which columns are affected. \_\_\_\_\_  
(b) Individual and Group Credit Life are combined and included on \_\_\_\_\_ page. (Indicate whether included with Individual or Group.)

ANNUAL STATEMENT FOR THE YEAR 2023 OF THE General Re Life Corporation  
**ANALYSIS OF INCREASE IN RESERVES DURING THE YEAR - GROUP LIFE INSURANCE (a)**  
**(N/A Fraternal)**

	1	2	3	4	5	6	7	8	9
	Total	Whole Life	Term Life	Universal Life	Variable Life	Variable Universal Life	Credit Life <sup>(b)</sup>	Other Group Life	YRT Mortality Risk Only
<b>Involving Life or Disability Contingencies (Reserves)</b> (Net of Reinsurance Ceded)									
1. Reserve December 31 of prior year .....	45,980,894	0	790,860	0	0	0	0	45,190,034	0
2. Tabular net premiums or considerations .....	25,872,748		25,869,219					3,529	
3. Present value of disability claims incurred .....	410,343		410,343					0	
4. Tabular interest .....	622,897		0					622,897	
5. Tabular less actual reserve released .....	1,580,827		0					1,580,827	
6. Increase in reserve on account of change in valuation basis .....	0		0						
7. Other increases (net) .....	(49,830)		(49,830)						
8. Totals (Lines 1 to 7) .....	74,417,879	0	27,020,592	0	0	0	0	47,397,287	0
9. Tabular cost .....	25,643,925		25,640,547					3,378	
10. Reserves released by death .....	767,060		743,497					23,563	
11. Reserves released by other terminations (net) .....	4,344,644							4,344,644	
12. Annuity, supplementary contract and disability payments involving life contingencies .....	0								
13. Net transfers to or (from) Separate Accounts .....	0								
14. Total Deductions (Lines 9 to 13) .....	30,755,629	0	26,384,044	0	0	0	0	4,371,585	0
15. Reserve December 31 of current year .....	43,662,250	0	636,548	0	0	0	0	43,025,702	0
<b>Cash Surrender Value and Policy Loans</b>									
16. CSV Ending balance December 31, current year .....	0								
17. Amount Available for Policy Loans Based upon Line 16 CSV .....	0								

(a) Indicate if blocks of business in run-off that comprise less than 5% of premiums and less than 5% of reserve and loans liability are aggregated with material blocks of business and which columns are affected.

(b) Individual and Group Credit Life are combined and included on ..... page. (Indicate whether included with Individual or Group.)

ANNUAL STATEMENT FOR THE YEAR 2023 OF THE General Re Life Corporation  
**ANALYSIS OF INCREASE IN RESERVES DURING THE YEAR - INDIVIDUAL ANNUITIES (a)**

	1 Total	Deferred				6 Life Contingent Payout (Immediate and Annuitizations)	7 Other Annuities
		2 Fixed Annuities	3 Indexed Annuities	4 Variable Annuities with Guarantees	5 Variable Annuities without Guarantees		
<b>Involving Life or Disability Contingencies (Reserves)</b> (Net of Reinsurance Ceded)							
1. Reserve December 31 of prior year .....	1,520,988	1,520,988	0	0	0	0	0
2. Tabular net premiums or considerations .....	14,901	14,901					
3. Present value of disability claims incurred .....	.XXX	.XXX	.XXX	.XXX	.XXX	.XXX	.XXX
4. Tabular interest .....	55,156	55,156					
5. Tabular less actual reserve released .....	3,454	3,454					
6. Increase in reserve on account of change in valuation basis .....	0						
7. Other increases (net) .....	0						
8. Totals (Lines 1 to 7) .....	1,594,499	1,594,499	0	0	0	0	0
9. Tabular cost .....	0						
10. Reserves released by death .....	.XXX	.XXX	.XXX	.XXX	.XXX	.XXX	.XXX
11. Reserves released by other terminations (net) .....	118,428	118,428					
12. Annuity, supplementary contract and disability payments involving life contingencies .....	(23,907)	(23,907)					
13. Net transfers to or (from) Separate Accounts .....	0						
14. Total Deductions (Lines 9 to 13) .....	94,521	94,521	0	0	0	0	0
15. Reserve December 31 of current year	1,499,978	1,499,978	0	0	0	0	0
<b>Cash Surrender Value and Policy Loans</b>							
16. CSV Ending balance December 31, current year .....	0						
17. Amount Available for Policy Loans Based upon Line 16 CSV	0						

(a) Indicate if blocks of business in run-off that comprise less than 5% of premiums and less than 5% of reserve and loans liability are aggregated with material blocks of business and which columns are affected. ....

ANNUAL STATEMENT FOR THE YEAR 2023 OF THE General Re Life Corporation  
**ANALYSIS OF INCREASE IN RESERVES DURING THE YEAR - GROUP ANNUITIES (a)**  
**(N/A Fraternal)**

	1	Deferred				6 Life Contingent Payout (Immediate and Annuityizations)	7 Other Annuities
	Total	2 Fixed Annuities	3 Indexed Annuities	4 Variable Annuities with Guarantees	5 Variable Annuities without Guarantees		
<b>Involving Life or Disability Contingencies (Reserves)</b> (Net of Reinsurance Ceded)							
1. Reserve December 31 of prior year .....							
2. Tabular net premiums or considerations .....							
3. Present value of disability claims incurred .....	.xxx	.xxx	.xxx	.xxx	.xxx	.xxx	.xxx
4. Tabular interest .....							
5. Tabular less actual reserve released .....							
6. Increase in reserve on account of change in valuation basis .....							
7. Other increases (net) .....							
8. Totals (Lines 1 to 7) .....							
9. Tabular cost .....							
10. Reserves released by death .....	.xxx		.xxx	.xxx	.xxx	.xxx	.xxx
11. Reserves released by other terminations (net) .....							
12. Annuity, supplementary contract and disability payments involving life contingencies .....							
13. Net transfers to or (from) Separate Accounts .....							
14. Total Deductions (Lines 9 to 13) .....							
15. Reserve December 31 of current year							
<b>Cash Surrender Value and Policy Loans</b>							
16. CSV Ending balance December 31, current year .....							
17. Amount Available for Policy Loans Based upon Line 16 CSV							

NONE

(a) Indicate if blocks of business in run-off that comprise less than 5% of premiums and less than 5% of reserve and loans liability are aggregated with material blocks of business and which columns are affected. ....



ANNUAL STATEMENT FOR THE YEAR 2023 OF THE General Re Life Corporation

**EXHIBIT OF NET INVESTMENT INCOME**

	1 Collected During Year	2 Earned During Year
1. U.S. Government bonds	(a) 5,218,279	5,267,668
1.1 Bonds exempt from U.S. tax	(a)	
1.2 Other bonds (unaffiliated)	(a) 7,164,989	6,642,360
1.3 Bonds of affiliates	(a)	
2.1 Preferred stocks (unaffiliated)	(b)	
2.11 Preferred stocks of affiliates	(b)	
2.2 Common stocks (unaffiliated)		
2.21 Common stocks of affiliates		
3. Mortgage loans	(c)	
4. Real estate	(d)	
5. Contract loans		
6. Cash, cash equivalents and short-term investments	(e) 149,843,967	151,298,115
7. Derivative instruments	(f)	
8. Other invested assets	39,097,217	38,773,181
9. Aggregate write-ins for investment income	44,601	44,601
10. Total gross investment income	201,369,053	202,025,925
11. Investment expenses		(g) 1,171,088
12. Investment taxes, licenses and fees, excluding federal income taxes		(g) 0
13. Interest expense		(h)
14. Depreciation on real estate and other invested assets		(i)
15. Aggregate write-ins for deductions from investment income		0
16. Total deductions (Lines 11 through 15)		1,171,088
17. Net investment income (Line 10 minus Line 16)		200,854,837
<b>DETAILS OF WRITE-INS</b>		
0901. Other	44,601	44,601
0902.		
0903.		
0998. Summary of remaining write-ins for Line 9 from overflow page	0	0
0999. Totals (Lines 0901 thru 0903 plus 0998) (Line 9, above)	44,601	44,601
1501.		
1502.		
1503.		
1598. Summary of remaining write-ins for Line 15 from overflow page		0
1599. Totals (Lines 1501 thru 1503 plus 1598) (Line 15, above)		0

- (a) Includes \$ 2,765,796 accrual of discount less \$ 1,054,012 amortization of premium and less \$ 137,869 paid for accrued interest on purchases.
- (b) Includes \$ 0 accrual of discount less \$ 0 amortization of premium and less \$ 0 paid for accrued dividends on purchases.
- (c) Includes \$ 0 accrual of discount less \$ 0 amortization of premium and less \$ paid for accrued interest on purchases.
- (d) Includes \$ for company's occupancy of its own buildings; and excludes \$ interest on encumbrances.
- (e) Includes \$ accrual of discount less \$ amortization of premium and less \$ paid for accrued interest on purchases.
- (f) Includes \$ accrual of discount less \$ amortization of premium.
- (g) Includes \$ investment expenses and \$ investment taxes, licenses and fees, excluding federal income taxes, attributable to segregated and Separate Accounts.
- (h) Includes \$ interest on surplus notes and \$ interest on capital notes.
- (i) Includes \$ 0 depreciation on real estate and \$ depreciation on other invested assets.

**EXHIBIT OF CAPITAL GAINS (LOSSES)**

	1	2	3	4	5
	Realized Gain (Loss) On Sales or Maturity	Other Realized Adjustments	Total Realized Capital Gain (Loss) (Columns 1 + 2)	Change in Unrealized Capital Gain (Loss)	Change in Unrealized Foreign Exchange Capital Gain (Loss)
1. U.S. Government bonds	0	0	0	0	0
1.1 Bonds exempt from U.S. tax					
1.2 Other bonds (unaffiliated)	(72,474)	(4,907,888)	(4,980,362)	0	6,767,335
1.3 Bonds of affiliates	0	0	0	0	0
2.1 Preferred stocks (unaffiliated)	0	0	0	0	0
2.11 Preferred stocks of affiliates	0	0	0	0	0
2.2 Common stocks (unaffiliated)	0	0	0	0	0
2.21 Common stocks of affiliates	0	0	0	327,736	0
3. Mortgage loans	0	0	0	0	0
4. Real estate	0	0	0	0	0
5. Contract loans	0	0	0	0	0
6. Cash, cash equivalents and short-term investments	0	(3,809,272)	(3,809,272)	0	0
7. Derivative instruments	0	0	0	0	0
8. Other invested assets	0	(784,561)	(784,561)	0	1,001,798
9. Aggregate write-ins for capital gains (losses)	0	0	0	0	0
10. Total capital gains (losses)	(72,474)	(9,501,721)	(9,574,195)	327,736	7,769,133
<b>DETAILS OF WRITE-INS</b>					
0901.					
0902.					
0903.					
0998. Summary of remaining write-ins for Line 9 from overflow page	0	0	0	0	0
0999. Totals (Lines 0901 thru 0903 plus 0998) (Line 9, above)	0	0	0	0	0

ANNUAL STATEMENT FOR THE YEAR 2023 OF THE General Re Life Corporation

**EXHIBIT - 1 PART 1 - PREMIUMS AND ANNUITY CONSIDERATIONS FOR LIFE AND ACCIDENT AND HEALTH CONTRACTS**

	1	2	3	4	5	6	7	8
	Total	Individual Life	Group Life	Individual Annuities	Group Annuities	Accident & Health	Fraternal	Other Lines of Business
<b>FIRST YEAR (other than single)</b>								
1. Uncollected .....	5,106,727	4,222,077	0	0	0	884,650	0	0
2. Deferred and accrued .....	0	0	0	0	0	0	0	0
3. Deferred, accrued and uncollected:								
3.1 Direct .....	0	0	0	0	0	0	0	0
3.2 Reinsurance assumed .....	5,106,727	4,222,077	0	0	0	884,650	0	0
3.3 Reinsurance ceded .....	0	0	0	0	0	0	0	0
3.4 Net (Line 1 + Line 2) .....	5,106,727	4,222,077	0	0	0	884,650	0	0
4. Advance .....	0	0	0	0	0	0	0	0
5. Line 3.4 - Line 4 .....	5,106,727	4,222,077	0	0	0	884,650	0	0
6. Collected during year:								
6.1 Direct .....	0	0	0	0	0	0	0	0
6.2 Reinsurance assumed .....	13,557,450	8,290,056	0	0	0	5,267,394	0	0
6.3 Reinsurance ceded .....	399,949	399,949	0	0	0	0	0	0
6.4 Net .....	13,157,501	7,890,107	0	0	0	5,267,394	0	0
7. Line 5 + Line 6.4 .....	18,264,228	12,112,184	0	0	0	6,152,044	0	0
8. Prior year (uncollected + deferred and accrued - advance) .....	1,380,328	426,528	0	0	0	953,800	0	0
9. First year premiums and considerations:								
9.1 Direct .....	0	0	0	0	0	0	0	0
9.2 Reinsurance assumed .....	17,131,697	11,933,453	0	0	0	5,198,244	0	0
9.3 Reinsurance ceded .....	247,797	247,797	0	0	0	0	0	0
9.4 Net (Line 7 - Line 8) .....	16,883,900	11,685,656	0	0	0	5,198,244	0	0
<b>SINGLE</b>								
10. Single premiums and considerations:								
10.1 Direct .....	0	0	0	0	0	0	0	0
10.2 Reinsurance assumed .....	0	0	0	0	0	0	0	0
10.3 Reinsurance ceded .....	0	0	0	0	0	0	0	0
10.4 Net .....	0	0	0	0	0	0	0	0
<b>RENEWAL</b>								
11. Uncollected .....	274,026,854	201,599,500	12,582,544	0	0	59,844,810	0	0
12. Deferred and accrued .....	0	0	0	0	0	0	0	0
13. Deferred, accrued and uncollected:								
13.1 Direct .....	0	0	0	0	0	0	0	0
13.2 Reinsurance assumed .....	297,986,714	209,276,467	12,582,544	0	0	76,127,703	0	0
13.3 Reinsurance ceded .....	23,959,861	7,676,967	0	0	0	16,282,894	0	0
13.4 Net (Line 11 + Line 12) .....	274,026,853	201,599,500	12,582,544	0	0	59,844,809	0	0
14. Advance .....	0	0	0	0	0	0	0	0
15. Line 13.4 - Line 14 .....	274,026,853	201,599,500	12,582,544	0	0	59,844,809	0	0
16. Collected during year:								
16.1 Direct .....	0	0	0	0	0	0	0	0
16.2 Reinsurance assumed .....	766,090,426	217,903,616	120,619,593	15,106	0	427,552,111	0	0
16.3 Reinsurance ceded .....	88,202,412	22,550,546	0	0	0	65,651,866	0	0
16.4 Net .....	677,888,014	195,353,070	120,619,593	15,106	0	361,900,245	0	0
17. Line 15 + Line 16.4 .....	951,914,867	396,952,570	133,202,137	15,106	0	421,745,054	0	0
18. Prior year (uncollected + deferred and accrued - advance) .....	323,845,683	185,115,891	75,431,551	0	0	63,298,241	0	0
19. Renewal premiums and considerations:								
19.1 Direct .....	0	0	0	0	0	0	0	0
19.2 Reinsurance assumed .....	721,596,760	235,275,792	57,770,585	15,106	0	428,535,277	0	0
19.3 Reinsurance ceded .....	93,527,578	23,439,114	0	0	0	70,088,464	0	0
19.4 Net (Line 17 - Line 18) .....	628,069,182	211,836,678	57,770,585	15,106	0	358,446,813	0	0
<b>TOTAL</b>								
20. Total premiums and annuity considerations:								
20.1 Direct .....	0	0	0	0	0	0	0	0
20.2 Reinsurance assumed .....	738,728,457	247,209,245	57,770,585	15,106	0	433,733,521	0	0
20.3 Reinsurance ceded .....	93,775,375	23,686,911	0	0	0	70,088,464	0	0
20.4 Net (Lines 9.4 + 10.4 + 19.4) .....	644,953,082	223,522,334	57,770,585	15,106	0	363,645,057	0	0

ANNUAL STATEMENT FOR THE YEAR 2023 OF THE General Re Life Corporation

**EXHIBIT - 1 PART 2 - POLICYHOLDERS' DIVIDENDS, REFUNDS TO MEMBERS AND COUPONS APPLIED, REINSURANCE COMMISSIONS AND EXPENSE ALLOWANCES AND COMMISSIONS INCURRED (Direct Business Only)**

	1	2	3	4	5	6	7	8
	Total	Individual Life	Group Life	Individual Annuities	Group Annuities	Accident & Health	Fraternal	Other Lines of Business
<b>POLICYHOLDERS' DIVIDENDS, REFUNDS TO MEMBERS AND COUPONS APPLIED (included in Part 1)</b>								
21. To pay renewal premiums .....	0							
22. All other .....	0							
<b>REINSURANCE COMMISSIONS AND EXPENSE ALLOWANCES INCURRED</b>								
23. First year (other than single):								
23.1 Reinsurance ceded .....	363	363						
23.2 Reinsurance assumed .....	10,109,809	6,021,168				4,088,641		
23.3 Net ceded less assumed .....	(10,109,446)	(6,020,805)	0	0	0	(4,088,641)	0	0
24. Single:								
24.1 Reinsurance ceded .....	0							
24.2 Reinsurance assumed .....	0							
24.3 Net ceded less assumed .....	0	0	0	0	0	0	0	0
25. Renewal:								
25.1 Reinsurance ceded .....	29,470,395	15,785,592	0			13,684,803		
25.2 Reinsurance assumed .....	106,543,647	29,136,539	6,155,940			71,251,168		
25.3 Net ceded less assumed .....	(77,073,252)	(13,350,947)	(6,155,940)	0	0	(57,566,365)	0	0
26. Totals:								
26.1 Reinsurance ceded (Page 6, Line 6) .....	29,470,758	15,785,955	0	0	0	13,684,803	0	0
26.2 Reinsurance assumed (Page 6, Line 22) .....	116,653,456	35,157,707	6,155,940	0	0	75,339,809	0	0
26.3 Net ceded less assumed .....	(87,182,698)	(19,371,752)	(6,155,940)	0	0	(61,655,006)	0	0
<b>COMMISSIONS INCURRED (direct business only)</b>								
27. First year (other than single) .....	0							
28. Single .....	0							
29. Renewal .....	0							
30. Deposit-type contract funds .....	0							
31. Totals (to agree with Page 6, Line 21)	0	0	0	0	0	0	0	0

ANNUAL STATEMENT FOR THE YEAR 2023 OF THE General Re Life Corporation

**EXHIBIT 2 - GENERAL EXPENSES**

	Insurance				5 Investment	6 Fraternal	7 Total
	1 Life	2 Accident and Health		4 All Other Lines of Business			
		2 Cost Containment	3 All Other				
1. Rent	3,199,015		1,181,844				4,380,859
2. Salaries and wages	29,791,898		11,006,313				40,798,211
3.11 Contributions for benefit plans for employees	2,965,419		1,095,544				4,060,963
3.12 Contributions for benefit plans for agents	0		0				0
3.21 Payments to employees under non-funded benefit plans	0		0				0
3.22 Payments to agents under non-funded benefit plans	0		0				0
3.31 Other employee welfare	1,945,378		718,700				2,664,078
3.32 Other agent welfare	0		0				0
4.1 Legal fees and expenses	2,430,319		897,857				3,328,176
4.2 Medical examination fees	0		0				0
4.3 Inspection report fees	0		0				0
4.4 Fees of public accountants and consulting actuaries	556,750		205,685				762,435
4.5 Expense of investigation and settlement of policy claims	0		0				0
5.1 Traveling expenses	1,004,677		371,168				1,375,845
5.2 Advertising	10,409		3,846				14,255
5.3 Postage, express, telegraph and telephone	143,263		52,927				196,190
5.4 Printing and stationery	5,381		1,988				7,369
5.5 Cost or depreciation of furniture and equipment	69,444		25,655				95,099
5.6 Rental of equipment	0		0				0
5.7 Cost or depreciation of EDP equipment and software	3,547,632		1,310,636				4,858,268
6.1 Books and periodicals	240,035		88,678				328,713
6.2 Bureau and association fees	400,439		147,938				548,377
6.3 Insurance, except on real estate	29,315		10,830				40,145
6.4 Miscellaneous losses	0		0				0
6.5 Collection and bank service charges	41,272		15,248				56,520
6.6 Sundry general expenses	177,155		65,448				242,603
6.7 Group service and administration fees	0		0				0
6.8 Reimbursements by uninsured plans	0		0				0
7.1 Agency expense allowance	0		0				0
7.2 Agents' balances charged off (less \$ recovered)	0		0				0
7.3 Agency conferences other than local meetings	0		0				0
8.1 Official publication (Fraternal Benefit Societies Only)	XXX	XXX	XXX	XXX	XXX		0
8.2 Expense of supreme lodge meetings (Fraternal Benefit Societies Only)	XXX	XXX	XXX	XXX	XXX		0
9.1 Real estate expenses	0		0				0
9.2 Investment expenses not included elsewhere					1,171,088		1,171,088
9.3 Aggregate write-ins for expenses	5,932,669	0	2,191,764	0	0	0	8,124,433
10. General expenses incurred	52,490,470	0	19,392,069	0	1,171,088	(b)	(a) 73,053,627
11. General expenses unpaid Dec. 31, prior year	9,464,878		2,558,761				12,023,639
12. General expenses unpaid Dec. 31, current year	10,094,333		3,729,249				13,823,582
13. Amounts receivable relating to uninsured plans, prior year							0
14. Amounts receivable relating to uninsured plans, current year							0
15. General expenses paid during year (Lines 10+11-12-13+14)	51,861,015	0	18,221,581	0	1,171,088	0	71,253,684
<b>DETAILS OF WRITE-INS</b>							
09.301. Consulting	5,932,669		2,191,764				8,124,433
09.302. ....							
09.303. ....							
09.398. Summary of remaining write-ins for Line 9.3 from overflow page	0	0	0	0	0	0	0
09.399. Totals (Lines 09.301 thru 09.303 plus 09.398) (Line 9.3 above)	5,932,669	0	2,191,764	0	0	0	8,124,433

(a) Includes management fees of \$ ..... to affiliates and \$ ..... to non-affiliates.

(b) Show the distribution of this amount in the following categories (Fraternal Benefit Societies Only):

1. Charitable ..... \$ ..... ; 2. Institutional ..... \$ ..... ; 3. Recreational and Health ..... \$ ..... ; 4. Educational ..... \$ ..... ; 5. Religious ..... \$ ..... ; 6. Membership ..... \$ ..... ; 7. Other ..... \$ ..... ; 8. Total ..... \$ ..... 0

**EXHIBIT 3 - TAXES, LICENSES AND FEES (EXCLUDING FEDERAL INCOME TAXES)**

	Insurance			4 Investment	5 Fraternal	6 Total
	1 Life	2 Accident and Health	3 All Other Lines of Business			
1. Real estate taxes						0
2. State insurance department licenses and fees	406,399	180,457				586,856
3. State taxes on premiums	5,547	2,463				8,010
4. Other state taxes, including \$ for employee benefits	(31,307)	(13,902)				(45,209)
5. U.S. Social Security taxes	0	0				0
6. All other taxes	634	281				915
7. Taxes, licenses and fees incurred	381,273	169,299	0	0	0	550,572
8. Taxes, licenses and fees unpaid Dec. 31, prior year	18,282	7,155				25,437
9. Taxes, licenses and fees unpaid Dec. 31, current year	212,512	94,363				306,875
10. Taxes, licenses and fees paid during year (Lines 7 + 8 - 9)	187,043	82,091	0	0	0	269,134

**EXHIBIT 4 - DIVIDENDS OR REFUNDS**

	1 Life	2 Accident and Health
	1. Applied to pay renewal premiums	
2. Applied to shorten the endowment or premium-paying period		
3. Applied to provide paid-up additions		
4. Applied to provide paid-up annuities		
5. Total Lines 1 through 4	0	0
6. Paid in cash		
7. Left on deposit		
8. Aggregate write-ins for dividend or refund options	0	0
9. Total Lines 5 through 8	0	0
10. Amount due and unpaid		
11. Provision for dividends or refunds payable in the following calendar year		
12. Terminal dividends		
13. Provision for deferred dividend contracts		
14. Amount provisionally held for deferred dividend contracts not included in Line 13		
15. Total Lines 10 through 14	0	0
16. Total from prior year		
17. Total dividends or refunds (Lines 9 + 15 - 16)	0	0
<b>DETAILS OF WRITE-INS</b>		
0801. ....		
0802. ....		
0803. ....		
0898. Summary of remaining write-ins for Line 8 from overflow page	0	0
0899. Totals (Lines 0801 thru 0803 plus 0898) (Line 8 above)	0	0

**EXHIBIT 5 - AGGREGATE RESERVE FOR LIFE CONTRACTS**

1	2	3	4	5	6
Valuation Standard	Total <sup>(a)</sup>	Industrial	Ordinary	Credit (Group and Individual)	Group
0100001. 1941 CSO 2.50% CRVM	0		0	0	0
0100002. 1941 CSO 2.50% NLP	994,134		994,134	0	0
0100003. 1941 CSO 3.00% CRVM	83,373		83,373	0	0
0100004. 1941 CSO 3.00% NLP	175,232		175,232	0	0
0100005. 1941 CSO Cont. ANB CRVM 2.5%	0		0	0	0
0100006. 1958 CET 2.50% NLP	7,377		7,377	0	0
0100007. 1958 CET 3.00% NLP	282,012		282,012	0	0
0100008. 1958 CET 3.5%	0		0	0	0
0100009. 1958 CET 3.50% NLP	613,252		613,252	0	0
0100010. 1958 CET 4.00% NLP	54,290		54,290	0	0
0100011. 1958 CET 4.50% NLP	79,249		79,249	0	0
0100012. 1958 CSO 2.50% CRVM	1,016,273		1,016,273	0	0
0100013. 1958 CSO 2.50% NLP	391,600		391,600	0	0
0100014. 1958 CSO 3.00% CRVM	2,965,864		2,965,864	0	0
0100015. 1958 CSO 3.00% CRVM ALB	0		0	0	0
0100016. 1958 CSO 3.00% NLP	3,516,008		3,516,008	0	0
0100017. 1958 CSO 3.50% CRVM	3,663,678		3,663,678	0	0
0100018. 1958 CSO 3.50% NLP	1,280,488		1,280,488	0	0
0100019. 1958 CSO 4.00% CRVM	418,908		418,908	0	0
0100020. 1958 CSO 4.00% NLP	68,596		68,596	0	0
0100021. 1958 CSO 4.50% CRVM	2,807,451		2,807,451	0	0
0100022. 1958 CSO 4.50% NLP	540,074		540,074	0	0
0100023. 1958 CSO 5.50% CRVM	48,876		48,876	0	0
0100024. 1958 CSO 5.50% NLP	22,633		22,633	0	0
0100025. 1958 CSO Cont. ALB CRVM 3%	0		0	0	0
0100026. 1958 CSO Cont. ALB CRVM 3.5%	0		0	0	0
0100027. 1958 CSO Cont. ALB CRVM 4%	0		0	0	0
0100028. 1958 CSO Cont. ALB CRVM 4.5%	30,668		30,668	0	0
0100029. 1958 CSO Cont. ALB NL 3%	99,215		99,215	0	0
0100030. 1958 CSO Cont. ALB NL 4%	0		0	0	0
0100031. 1958 CSO Cont. ALB NL 4.5%	7,802,821		7,802,821	0	0
0100032. 1958 CSO Cont. ANB CRVM 2.5%	0		0	0	0
0100033. 1958 CSO Cont. ANB CRVM 3%	0		0	0	0
0100034. 1958 CSO Cont. ANB CRVM 3.5%	156,469		156,469	0	0
0100035. 1958 CSO Cont. ANB CRVM 4%	0		0	0	0
0100036. 1958 CSO Cont. ANB CRVM 4.5%	0		0	0	0
0100037. 1958 CSO Cont. ANB MPT 4%	0		0	0	0
0100038. 1958 CSO Cont. ANB MPT 4.5%	0		0	0	0
0100039. 1958 CSO Cont. ANB MPT 6%	0		0	0	0
0100040. 1958 CSO Cont. ANB NL 2.5%	0		0	0	0
0100041. 1958 CSO Cont. ANB NL 3%	28,784		28,784	0	0
0100042. 1958 CSO Cont. ANB NL 4%	9,654		9,654	0	0
0100043. 1958 CSO Cont. ANB NL 4.5%	11,593		11,593	0	0
0100044. 1958 CSO Cont. ANB NL 5.5%	0		0	0	0
0100045. 1958 CSO Curt. ALB CRVM 3.5%	0		0	0	0
0100046. 1958 CSO Curt. ALB NL 3%	0		0	0	0
0100047. 1958 CSO Curt. ANB NL 5.5%	0		0	0	0
0100048. 1980 CET 3.00% NLP	0		0	0	0
0100049. 1980 CET 4.5%	0		0	0	0
0100050. 1980 CET 4.50% NLP	32,525		32,525	0	0
0100051. 1980 CSO 3.00% CRVM	71,891		71,891	0	0
0100052. 1980 CSO 3.00% NLP	6,239		6,239	0	0
0100053. 1980 CSO 4.00% CRVM	0		0	0	0
0100054. 1980 CSO 4.50% CRVM	233,726		233,726	0	0
0100055. 1980 CSO 4.50% NLP	68,186		68,186	0	0
0100056. 1980 CSO 6.00% NLP	0		0	0	0
0100057. 1980 CSO ALB MPT 5.5%	3,665,579		3,665,579	0	0
0100058. 1980 CSO ALB, 3.50%	0		0	0	0
0100059. 1980 CSO Cont ALB CRVM 4.5%	0		0	0	0
0100060. 1980 CSO Cont ALB NL 5.5%	0		0	0	0
0100061. 1980 CSO Cont. ALB CRVM 4%	0		0	0	0
0100062. 1980 CSO Cont. ALB CRVM 4.5%	54,486,121		54,486,121	0	0
0100063. 1980 CSO Cont. ALB CRVM 5%	6,046,872		6,046,872	0	0
0100064. 1980 CSO Cont. ALB CRVM 5.5%	6,567,673		6,567,673	0	0
0100065. 1980 CSO Cont. ALB CRVM 6%	5,697,221		5,697,221	0	0
0100066. 1980 CSO Cont. ALB NL 4%	4,662,611		4,662,611	0	0
0100067. 1980 CSO Cont. ALB NL 4.5%	29,259,837		29,259,837	0	0
0100068. 1980 CSO Cont. ALB NL 5%	13,403,666		13,403,666	0	0
0100069. 1980 CSO Cont. ALB NL 5.5%	47,897,089		47,897,089	0	0
0100070. 1980 CSO Cont. ALB NL 6%	76,483,022		76,483,022	0	0
0100071. 1980 CSO Cont. ANB CRVM 4%	2,928,345		2,928,345	0	0
0100072. 1980 CSO Cont. ANB CRVM 4.5%	31,885,693		31,885,693	0	0
0100073. 1980 CSO Cont. ANB CRVM 5%	3,857,837		3,857,837	0	0
0100074. 1980 CSO Cont. ANB CRVM 5.5%	24,122,273		24,122,273	0	0
0100075. 1980 CSO Cont. ANB CRVM 6%	30,422,705		30,422,705	0	0
0100076. 1980 CSO Cont. ANB NL 4%	49,048,732		49,048,732	0	0
0100077. 1980 CSO Cont. ANB NL 4.5%	28,988,167		28,988,167	0	0
0100078. 1980 CSO Cont. ANB NL 5%	36,788,023		36,788,023	0	0
0100079. 1980 CSO Cont. ANB NL 5.5%	48,831,392		48,831,392	0	0
0100080. 1980 CSO Cont. ANB NL 6%	54,036,457		54,036,457	0	0
0100081. 1980 CSO Curt. ALB CRVM 5%	0		0	0	0
0100082. 1980 CSO Curt. ALB NL 4%	0		0	0	0
0100083. 1980 CSO Curt. ALB NL 5%	0		0	0	0
0100084. 2001 CSO Cont. ALB CRVM 3%	26,997,609		1,169,546	25,828,063	0
0100085. 2001 CSO Cont. ALB CRVM 3.5%	60,340,061		60,340,061	0	0
0100086. 2001 CSO Cont. ALB CRVM 4%	85,232,345		85,232,345	0	0
0100087. 2001 CSO Cont. ALB CRVM 4.5%	4,240,792		4,240,792	0	0
0100088. 2001 CSO Cont. ANB CRVM 4%	155,609,111		123,651,959	0	31,957,152
0100089. 2001 CSO Cont. ANB CRVM 3.5%	86,048,726		86,048,726	0	0
0100090. 2017 CSO Cont. ANB CRVM 3.5%	25,560,527		25,560,527	0	0
0100091. 2017 CSO Cont. ALB CRVM 3.5%	3,800,556		3,800,556	0	0
0100092. 2017 CSO VM-20 NPR ANB 3%	48,940,993		48,940,993	0	0

**EXHIBIT 5 - AGGREGATE RESERVE FOR LIFE CONTRACTS**

1	2	3	4	5	6
Valuation Standard	Total <sup>(a)</sup>	Industrial	Ordinary	Credit (Group and Individual)	Group
0100093. 2017 CSO VM-20 NPR ALB 3% .....	7,276,960		7,276,960	0	0
0100094. 2017 CSO VM-20 NPR ANB 3.5% .....	13,263,437		13,263,437	0	0
0100095. 2017 CSO VM-20 NPR ALB 3.5% .....	1,972,120		1,972,120	0	0
0100096. 2017 CSO VM-20 NPR 3.5% .....	5,646,283		5,646,283	0	0
0100097. 2017 CSO Cont. CRVM 3.5% .....	21,090,991		21,090,991	0	0
0100098. 2017 CSO VM-20 NPR 3% .....	29,021,737		29,021,737	0	0
0100099. VM-20 DET/STO .....	1,068,926,184		1,068,926,184	0	0
0100100. AE 3.00% CRVM .....	26,726		26,726	0	0
0100101. AE 3.00% NLP .....	137,310		137,310	0	0
0100102. AE 3.50% NLP .....	25,660		25,660	0	0
0100103. AE 3.50% crvm .....	0		0	0	0
0100104. AE 4.00% NLP .....	393		393	0	0
0100105. AM 3.00% CRVM .....	0		0	0	0
0100106. AM 3.00% NL .....	0		0	0	0
0100107. AM 3.50% NL .....	0		0	0	0
0100108. IPOC .....	0		0	0	0
0100109. UNEARNED PREMIUM .....	65,188		64,218	0	970
0100110. ....	0				
0100111. ....	0				
0100112. ....	0				
0100113. ....	0				
0100114. ....	0				
0100115. ....	0				
0199997. Totals (Gross)	2,230,884,163	0	2,173,097,978	25,828,063	31,958,122
0199998. Reinsurance ceded	1,041,735,254		1,041,735,254		
0199999. Life Insurance: Totals (Net)	1,189,148,909	0	1,131,362,724	25,828,063	31,958,122
0200001. Deferred 3% .....	129,262	XXX	129,262	XXX	
0200002. Deferred 3.5% .....	540,419	XXX	540,419	XXX	
0200003. Deferred 4% .....	830,297	XXX	830,297	XXX	
0299997. Totals (Gross)	1,499,978	XXX	1,499,978	XXX	0
0299998. Reinsurance ceded	0	XXX		XXX	
0299999. Annuities: Totals (Net)	1,499,978	XXX	1,499,978	XXX	0
0300001. 1983 IAM ALB 5.5% .....	52,022		52,022		
0399997. Totals (Gross)	52,022	0	52,022	0	0
0399998. Reinsurance ceded	0				
0399999. SCWLC: Totals (Net)	52,022	0	52,022	0	0
0400001. 1959 ADB/58 CSO 3.5% .....	1,253		1,253		
0499997. Totals (Gross)	1,253	0	1,253	0	0
0499998. Reinsurance ceded	0				
0499999. Accidental Death Benefits: Totals (Net)	1,253	0	1,253	0	0
0500001. 1952 DISA With 58 CSO 3% .....	14		14		
0500002. BENS COMB/W 58CSO 3% NL 1964-80 .....	353		353		
0599997. Totals (Gross)	367	0	367	0	0
0599998. Reinsurance ceded	2		2		
0599999. Disability-Active Lives: Totals (Net)	365	0	365	0	0
0600001. 1952 DISABILITIES STUDY 3% & 58 CSO .....	270,089		270,089		
0600002. 2005 SOA Experience Study Table .....	11,093,047				11,093,047
0600003. BENS COMB/W 58CSO 3% NL 1964-80 .....	3,320,845		3,320,845		
0699997. Totals (Gross)	14,683,981	0	3,590,934	0	11,093,047
0699998. Reinsurance ceded	43,728		43,728		
0699999. Disability-Disabled Lives: Totals (Net)	14,640,253	0	3,547,206	0	11,093,047
0700001. DEFICIENCY RESERVES .....	195,171,185		194,534,635		636,550
0700002. NONDEDUCTION .....	41,173		41,173		
0700003. UNEARNED PREMIUM .....	8,133				8,133
0700004. MINIMUM DEATH BENEFIT GUARANTEE .....	19,741		19,741		
0700005. LIVING BENEFIT RIDERS ON LIFE CONTRACTS .....	37,571,940		37,571,940		
0799997. Totals (Gross)	232,812,172	0	232,167,489	0	644,683
0799998. Reinsurance ceded	1,290,362		1,290,362		
0799999. Miscellaneous Reserves: Totals (Net)	231,521,810	0	230,877,127	0	644,683
9999999. Totals (Net) - Page 3, Line 1	1,436,864,590	0	1,367,340,675	25,828,063	43,695,852

(a) Included in the above table are amounts of deposit-type contracts that originally contained a mortality risk. Amounts of deposit-type contracts in Column 2 that no longer contain a mortality risk are Life Insurance \$ ..... ; Annuities \$ ..... ; Supplementary Contracts with Life Contingencies \$ ..... ; Accidental Death Benefits \$ ..... ; Disability - Active Lives \$ ..... ; Disability - Disabled Lives \$ ..... ; Miscellaneous Reserves \$ .....



**EXHIBIT 5 - INTERROGATORIES**

- 1.1 Has the reporting entity ever issued both participating and non-participating contracts?..... Yes [ ] No [ X ]
- 1.2 If not, state which kind is issued.  
 non-participating ..... Yes [ ] No [ X ]
- 2.1 Does the reporting entity at present issue both participating and non-participating contracts?..... Yes [ ] No [ X ]
- 2.2 If not, state which kind is issued.  
 non-participating ..... Yes [ ] No [ X ]
- 3. Does the reporting entity at present issue or have in force contracts that contain non-guaranteed elements?..... Yes [ ] No [ X ]  
 If so, attach a statement that contains the determination procedures, answers to the interrogatories and an actuarial opinion as described in the instructions.
- 4. Has the reporting entity any assessment or stipulated premium contracts in force? ..... Yes [ ] No [ X ]  
 If so, state:  
 4.1 Amount of insurance? ..... \$ .....  
 4.2 Amount of reserve? ..... \$ .....  
 4.3 Basis of reserve:  
 .....  
 4.4 Basis of regular assessments:  
 .....  
 4.5 Basis of special assessments:  
 .....  
 4.6 Assessments collected during the year ..... \$ .....
- 5. If the contract loan interest rate guaranteed in any one or more of its currently issued contracts is less than 5%, not in advance, state the contract loan rate guarantees on any such contracts.  
 .....
- 6. Does the reporting entity hold reserves for any annuity contracts that are less than the reserves that would be held on a standard basis? ..... Yes [ ] No [ X ]  
 6.1 If so, state the amount of reserve on such contracts on the basis actually held:..... \$ .....  
 6.2 That would have been held (on an exact or approximate basis) using the actual ages of the annuitants; the interest rate(s) used in 6.1; and the same mortality basis used by the reporting entity for the valuation of comparable annuity benefits issued to standard lives. If the reporting entity has no comparable annuity benefits for standard lives to be valued, the mortality basis shall be the table most recently approved by the state of domicile for valuing individual annuity benefits: ..... \$ .....  
 Attach statement of methods employed in their valuation.
- 7. Does the reporting entity have any Synthetic GIC contracts or agreements in effect as of December 31 of the current year? ..... Yes [ ] No [ X ]  
 7.1 If yes, state the total dollar amount of assets covered by these contracts or agreements ..... \$ .....  
 7.2 Specify the basis (fair value, amortized cost, etc.) for determining the amount:  
 .....  
 7.3 State the amount of reserves established for this business: ..... \$ .....  
 7.4 Identify where the reserves are reported in the blank:  
 .....
- 8. Does the reporting entity have any Contingent Deferred Annuity contracts or agreements in effect as of December 31 of the current year? ..... Yes [ ] No [ X ]  
 8.1 If yes, state the total dollar amount of account value covered by these contracts or agreements: ..... \$ .....  
 8.2 State the amount of reserves established for this business: ..... \$ .....  
 8.3 Identify where the reserves are reported in the blank:  
 .....
- 9. Does the reporting entity have any Guaranteed Lifetime Income Benefit contracts, agreements or riders in effect as of December 31 of the current year? ..... Yes [ ] No [ X ]  
 9.1 If yes, state the total dollar amount of any account value associated with these contracts, agreements or riders: ..... \$ .....  
 9.2 State the amount of reserves established for this business: ..... \$ .....  
 9.3 Identify where the reserves are reported in the blank:  
 .....

**EXHIBIT 5A - CHANGES IN BASES OF VALUATION DURING THE YEAR**

1	Valuation Basis		4
Description of Valuation Class	2 Changed From	3 Changed To	Increase in Actuarial Reserve Due to Change
<b>NONE</b>			
9999999 - Total (Column 4, only)			

ANNUAL STATEMENT FOR THE YEAR 2023 OF THE General Re Life Corporation

**EXHIBIT 6 - AGGREGATE RESERVES FOR ACCIDENT AND HEALTH CONTRACTS (a)**

	1 Total	Comprehensive		4 Medicare Supplement	5 Vision Only	6 Dental Only	7 Federal Employees Health Benefits Plan	8 Title XVIII Medicare	9 Title XIX Medicaid	10 Credit A&H	11 Disability Income	12 Long-Term Care	13 Other Health
		2 Individual	3 Group										
<b>ACTIVE LIFE RESERVE</b>													
1. Unearned premium reserves .....	52,032,719			10,396,600							20,065,820	21,030,281	540,018
2. Additional contract reserves (b) .....	1,868,148,226			17,261,467							110,199,723	1,703,499,317	37,187,719
3. Additional actuarial reserves-Asset/Liability analysis .....	0												
4. Reserve for future contingent benefits .....	0												
5. Reserve for rate credits .....	0												
6. Aggregate write-ins for reserves .....	0	0	0	0	0	0	0	0	0	0	0	0	0
7. Totals (Gross) .....	1,920,180,945	0	0	27,658,067	0	0	0	0	0	0	130,265,543	1,724,529,598	37,727,737
8. Reinsurance ceded .....	1,724,750,629			206,167							14,864	1,724,529,598	
9. Totals (Net)	195,430,316	0	0	27,451,900	0	0	0	0	0	0	130,250,679	0	37,727,737
<b>CLAIM RESERVE</b>													
10. Present value of amounts not yet due on claims .....	656,078,387										390,246,220	265,832,167	
11. Additional actuarial reserves-Asset/Liability analysis .....	0												
12. Reserve for future contingent benefits .....	0												
13. Aggregate write-ins for reserves .....	0	0	0	0	0	0	0	0	0	0	0	0	0
14. Totals (Gross) .....	656,078,387	0	0	0	0	0	0	0	0	0	390,246,220	265,832,167	0
15. Reinsurance ceded .....	266,028,509										196,342	265,832,167	
16. Totals (Net)	390,049,878	0	0	0	0	0	0	0	0	0	390,049,878	0	0
17. TOTAL (Net)	585,480,194	0	0	27,451,900	0	0	0	0	0	0	520,300,557	0	37,727,737
18. TABULAR FUND INTEREST	0												
<b>DETAILS OF WRITE-INS</b>													
0601. ....													
0602. ....													
0603. ....													
0698. Summary of remaining write-ins for Line 6 from overflow page .....	0	0	0	0	0	0	0	0	0	0	0	0	0
0699. TOTALS (Lines 0601 thru 0603 plus 0698) (Line 6 above)	0	0	0	0	0	0	0	0	0	0	0	0	0
1301. ....													
1302. ....													
1303. ....													
1398. Summary of remaining write-ins for Line 13 from overflow page .....	0	0	0	0	0	0	0	0	0	0	0	0	0
1399. TOTALS (Lines 1301 thru 1303 plus 1398) (Line 13 above)	0	0	0	0	0	0	0	0	0	0	0	0	0

(a) Indicate if blocks of business in run-off that comprise less than 5% of premiums and less than 5% of reserve and loans liability are aggregated with material blocks of business and which columns are affected. ....  
 (b) Attach statement as to valuation standard used in calculating this reserve, specifying reserve bases, interest rates and methods. ....

ANNUAL STATEMENT FOR THE YEAR 2023 OF THE General Re Life Corporation

**EXHIBIT 7 - DEPOSIT TYPE CONTRACTS**

	1	2	3	4	5	6
	Total	Guaranteed Interest Contracts	Annuities Certain	Supplemental Contracts	Dividend Accumulations or Refunds	Premium and Other Deposit Funds
1. Balance at the beginning of the year before reinsurance .....	871,071	0	0	28,701	602,963	239,407
2. Deposits received during the year .....	0					
3. Investment earnings credited to the account .....	46,314			1,178	34,082	11,054
4. Other net change in reserves .....	0					
5. Fees and other charges assessed .....	0					
6. Surrender charges .....	79,425			1,178	59,887	18,360
7. Net surrender or withdrawal payments .....	0					
8. Other net transfers to or (from) Separate Accounts .....	0					
9. Balance at the end of current year before reinsurance (Lines 1+2+3+4-5-6-7-8) (a) .....	837,960	0	0	28,701	577,158	232,101
10. Reinsurance balance at the beginning of the year .....	0	0	0	0	0	0
11. Net change in reinsurance assumed .....	0					
12. Net change in reinsurance ceded .....	0					
13. Reinsurance balance at the end of the year (Lines 10+11-12) .....	0	0	0	0	0	0
14. Net balance at the end of current year after reinsurance (Lines 9 + 13) .....	837,960	0	0	28,701	577,158	232,101

(a) FHLB Funding Agreements:

1. Reported as GICs (captured in column 2) .....	\$ .....
2. Reported as Annuities Certain (captured in column 3) .....	\$ .....
3. Reported as Supplemental Contracts (captured in column 4) .....	\$ .....
4. Reported as Dividend Accumulations or Refunds (captured in column 5) .....	\$ .....
5. Reported as Premium or Other Deposit Funds (captured in column 6) .....	\$ .....
6. Total Reported as Deposit-Type Contracts (captured in column 1): (Sum of Lines 1 through 5) .	\$ .....

ANNUAL STATEMENT FOR THE YEAR 2023 OF THE General Re Life Corporation  
**EXHIBIT 8 - CLAIMS FOR LIFE AND ACCIDENT AND HEALTH CONTRACTS**

**PART 1 - Liability End of Current Year**

	1	2	3	4	5	6	7	8
	Total	Individual Life	Group Life	Individual Annuities	Group Annuities	Accident & Health	Fraternal	Other Lines of Business
1. Due and unpaid:								
1.1 Direct .....	0							
1.2 Reinsurance assumed .....	0							
1.3 Reinsurance ceded .....	0							
1.4 Net .....	0	0	0	0	0	0	0	0
2. In course of settlement:								
2.1 Resisted .....								
2.11 Direct .....	0							
2.12 Reinsurance assumed .....	0							
2.13 Reinsurance ceded .....	0							
2.14 Net .....	0	(b) 0	(b) 0	(b) 0	0	0	0	0
2.2 Other .....								
2.21 Direct .....	0							
2.22 Reinsurance assumed .....	338,713,794	195,692,791	6,779,275	0		136,241,728		
2.23 Reinsurance ceded .....	25,595,411	8,033,383	0	0		17,562,028		
2.24 Net .....	313,118,383	(b) 187,659,408	(b) 6,779,275	(b) 0	0	(b) 118,679,700	0	0
3. Incurred but unreported:								
3.1 Direct .....	0							
3.2 Reinsurance assumed .....	356,511,718	188,019,261	25,577,171	0		142,915,286		
3.3 Reinsurance ceded .....	36,112,273	2,688,162	0	0		33,424,111		
3.4 Net .....	320,399,445	(b) 185,331,099	(b) 25,577,171	(b) 0	0	(b) 109,491,175	0	0
4. TOTALS .....								
4.1 Direct .....	0	0	0	0	0	0	0	0
4.2 Reinsurance assumed .....	695,225,512	383,712,052	32,356,446	0	0	279,157,014	0	0
4.3 Reinsurance ceded .....	61,707,684	10,721,545	0	0	0	50,986,139	0	0
4.4 Net .....	633,517,828	(a) 372,990,507	(a) 32,356,446	0	0	228,170,875	0	0

(a) Including matured endowments (but not guaranteed annual pure endowments) unpaid amounting to \$ ..... in Column 2 and \$ ..... in Column 3.

(b) Include only portion of disability and accident and health claim liabilities applicable to assumed "accrued" benefits. Reserves (including reinsurance assumed and net of reinsurance ceded) for unaccrued benefits for Individual Life \$ ..... Group Life \$ ....., and Individual Annuities \$ ..... are included in Page 3, Line 1, (See Exhibit 5, Section on Disability Disabled Lives); and for Accident and Health \$ ..... are included in Page 3, Line 2 (See Exhibit 6, Claim Reserve).

ANNUAL STATEMENT FOR THE YEAR 2023 OF THE General Re Life Corporation  
**EXHIBIT 8 - CLAIMS FOR LIFE AND ACCIDENT AND HEALTH CONTRACTS**

**PART 2 - Incurred During the Year**

	1 Total	2 Individual Life (a)	3 Group Life (b)	4 Individual Annuities	5 Group Annuities	6 Accident & Health	7 Fraternal	8 Other Lines of Business
1. Settlements During the Year:								
1.1 Direct .....	0							
1.2 Reinsurance assumed .....	1,067,130,739	631,089,153	126,550,005	29,870		309,461,711		
1.3 Reinsurance ceded .....	71,300,870	9,432,641	0	0		61,868,229		
1.4 Net .....	(c) 995,829,869	621,656,512	126,550,005	29,870	0	247,593,482	0	0
2. Liability December 31, current year from Part 1:								
2.1 Direct .....	0	0	0	0	0	0	0	0
2.2 Reinsurance assumed .....	695,225,512	383,712,052	32,356,446	0	0	279,157,014	0	0
2.3 Reinsurance ceded .....	61,707,684	10,721,545	0	0	0	50,986,139	0	0
2.4 Net .....	633,517,828	372,990,507	32,356,446	0	0	228,170,875	0	0
3. Amounts recoverable from reinsurers December 31, current year .....	1,829,293	1,829,293						
4. Liability December 31, prior year:								
4.1 Direct .....	0			0	0	0		
4.2 Reinsurance assumed .....	834,980,385	449,028,228	127,241,680	0	0	258,710,477		
4.3 Reinsurance ceded .....	55,939,523	6,099,694		0	0	49,839,829		
4.4 Net .....	779,040,862	442,928,534	127,241,680	0	0	208,870,648	0	0
5. Amounts recoverable from reinsurers December 31, prior year .....	790,488	790,488		0		0		
6. Incurred Benefits								
6.1 Direct .....	0	0	0	0	0	0	0	0
6.2 Reinsurance assumed .....	927,375,866	565,772,977	31,664,771	29,870	0	329,908,248	0	0
6.3 Reinsurance ceded .....	78,107,836	15,093,297		0	0	63,014,539	0	0
6.4 Net .....	849,268,030	550,679,680	31,664,771	29,870	0	266,893,709	0	0

(a) Including matured endowments (but not guaranteed annual pure endowments) amounting to \$ ..... in Line 1.1, \$ ..... in Line 1.4.

\$ ..... in Line 6.1, and \$ ..... in Line 6.4.

(b) Including matured endowments (but not guaranteed annual pure endowments) amounting to \$ ..... in Line 1.1, \$ ..... 88,658 in Line 1.4.

\$ ..... in Line 6.1, and \$ ..... 88,658 in Line 6.4.

(c) Includes \$ ..... premiums waived under total and permanent disability benefits.

ANNUAL STATEMENT FOR THE YEAR 2023 OF THE General Re Life Corporation

**EXHIBIT OF NON-ADMITTED ASSETS**

	1	2	3
	Current Year Total Nonadmitted Assets	Prior Year Total Nonadmitted Assets	Change in Total Nonadmitted Assets (Col. 2 - Col. 1)
1. Bonds (Schedule D) .....			0
2. Stocks (Schedule D):			
2.1 Preferred stocks .....			0
2.2 Common stocks .....			0
3. Mortgage loans on real estate (Schedule B):			
3.1 First liens .....			0
3.2 Other than first liens.....			0
4. Real estate (Schedule A):			
4.1 Properties occupied by the company .....			0
4.2 Properties held for the production of income.....			0
4.3 Properties held for sale .....			0
5. Cash (Schedule E - Part 1), cash equivalents (Schedule E - Part 2) and short-term investments (Schedule DA) .....			0
6. Contract loans .....			0
7. Derivatives (Schedule DB) .....			0
8. Other invested assets (Schedule BA) .....			0
9. Receivables for securities .....			0
10. Securities lending reinvested collateral assets (Schedule DL) .....			0
11. Aggregate write-ins for invested assets .....	0	0	0
12. Subtotals, cash and invested assets (Lines 1 to 11) .....	0	0	0
13. Title plants (for Title insurers only) .....			0
14. Investment income due and accrued .....	85,303	71,512	(13,791)
15. Premiums and considerations:			
15.1 Uncollected premiums and agents' balances in the course of collection .....	1,482,212	1,202,934	(279,278)
15.2 Deferred premiums, agents' balances and installments booked but deferred and not yet due .			0
15.3 Accrued retrospective premiums and contracts subject to redetermination .....			0
16. Reinsurance:			
16.1 Amounts recoverable from reinsurers .....			0
16.2 Funds held by or deposited with reinsured companies .....			0
16.3 Other amounts receivable under reinsurance contracts .....			0
17. Amounts receivable relating to uninsured plans .....			0
18.1 Current federal and foreign income tax recoverable and interest thereon .....			0
18.2 Net deferred tax asset .....			0
19. Guaranty funds receivable or on deposit .....			0
20. Electronic data processing equipment and software .....	1,611,008	2,106,703	495,695
21. Furniture and equipment, including health care delivery assets .....	9,803	18,029	8,226
22. Net adjustment in assets and liabilities due to foreign exchange rates .....			0
23. Receivables from parent, subsidiaries and affiliates .....			0
24. Health care and other amounts receivable .....			0
25. Aggregate write-ins for other than invested assets .....	6,628,616	6,610,586	(18,030)
26. Total assets excluding Separate Accounts, Segregated Accounts and Protected Cell Accounts (Lines 12 to 25) .....	9,816,942	10,009,764	192,822
27. From Separate Accounts, Segregated Accounts and Protected Cell Accounts .....			0
28. Total (Lines 26 and 27)	9,816,942	10,009,764	192,822
<b>DETAILS OF WRITE-INS</b>			
1101. ....			
1102. ....			
1103. ....			
1198. Summary of remaining write-ins for Line 11 from overflow page .....	0	0	0
1199. Totals (Lines 1101 thru 1103 plus 1198)(Line 11 above)	0	0	0
2501. Other Receivables .....	6,628,616	6,610,586	(18,030)
2502. ....			
2503. ....			
2598. Summary of remaining write-ins for Line 25 from overflow page .....	0	0	0
2599. Totals (Lines 2501 thru 2503 plus 2598)(Line 25 above)	6,628,616	6,610,586	(18,030)



## NOTES TO FINANCIAL STATEMENTS

### 1. SUMMARY OF SIGNIFICANT ACCOUNTING POLICIES AND GOING CONCERN

#### A. Accounting Practices

The accompanying statutory financial statements of General Re Life Corporation (the "Corporation") have been prepared in conformity with accounting practices prescribed or permitted by the National Association of Insurance Commissioners' ("NAIC") *Annual Statement Instructions and Accounting Practices and Procedures Manual*, version effective March 2023, except as otherwise prescribed or permitted by the laws of the State of Connecticut.

	SSAP #	F/S Page	F/S Line #	2023	2022
<u>NET INCOME</u>					
(1) General Re Life Corporation state basis (Page 4, Line 35, Columns 1 & 2)				\$ 339,254,944	\$ 96,380,076
(2) State Prescribed Practices that are an increase/(decrease) from NAIC SAP:	N/A	N/A	N/A	N/A	N/A
(3) State Permitted Practices that are an increase/(decrease) from NAIC SAP:	N/A	N/A	N/A	N/A	N/A
(4) NAIC SAP (1-2-3=4)				<u>\$ 339,254,944</u>	<u>\$ 96,380,076</u>
<u>SURPLUS</u>					
(5) General Re Life Corporation state basis (Page 3, Line 38, Columns 1 & 2)				\$ 1,331,288,735	\$ 995,615,415
(6) State Prescribed Practices that are an increase/(decrease) from NAIC SAP:	N/A	N/A	N/A	N/A	N/A
(7) State Permitted Practices that are an increase/(decrease) from NAIC SAP:	N/A	N/A	N/A	N/A	N/A
(8) NAIC SAP (5-6-7=8)				<u>\$ 1,331,288,735</u>	<u>\$ 995,615,415</u>

#### B. Use of Estimates in the Preparation of the Financial Statements

The preparation of financial statements requires management to make estimates and assumptions that affect the reported amounts included in these statutory statements. It also requires disclosure of contingent assets and liabilities at the date of the financial statement and the reported amounts of revenue and expenses during the period. Actual results could differ from those estimates.

#### C. Accounting Policy

Life premiums are recognized as income over the premium paying period of the related policies. Annuity considerations are recognized as revenue when received. Health premiums are earned ratably over the terms of the related insurance contracts or policies. Expenses incurred in connection with acquiring new insurance business, including acquisition costs such as sales commissions, are charged to operations as incurred.

In addition, the Corporation uses the following accounting policies:

1. Short-term investments are stated at amortized cost.
2. Bonds not backed by other loans, are stated at either amortized cost using the interest method or the lower of amortized cost or fair market value.
3. Unaffiliated common stocks are stated at fair market value.
4. Perpetual preferred stocks are carried at fair value.
5. As of December 31, 2023 the Corporation did not own any mortgage loans.
6. Loan-backed securities are stated at either amortized cost, using the interest method or the lower of amortized cost or fair market value. The retrospective adjustment method is used to value all securities except for interest only securities or securities where the yield has become negative. These securities are valued using the prospective method.
7. Investments in insurance subsidiary, controlled and affiliated entities are included in Common Stocks based on the surplus value of the entity determined in accordance with Statutory Accounting Principles. Investments in non-insurance subsidiary, controlled and affiliated entities are based market value with a statutory carrying value reduction.
8. The Corporation has no investment in joint ventures, partnerships or limited liability companies.
9. The Corporation did not hold any derivatives as of December 31, 2023.
10. The Corporation calculates premium deficiencies in accordance with SSAP No. 54, on Accident and Health Contracts and anticipates investment income for its long duration contracts.

---

**NOTES TO FINANCIAL STATEMENTS**


---

11. For Group Products and Medicare Supplement, IBNR is calculated based on the Historical Development Method (claim triangles). Claim liabilities are calculated based upon historical experience. For Group Long-Term Disability, Long Term Care and Individual Disability Income, tabular reserve factors are applied to outstanding claims.

12. The Corporation has not modified its capitalization policy from the prior period.

13. Pharmaceutical rebates - not applicable.

**D. Going Concern**

Management's evaluation of relevant conditions and events, considered in the aggregate, indicate that the Corporation will be able to meet its obligations as they become due within one year following the issuance of this Annual Statement.

**2. ACCOUNTING CHANGES AND CORRECTIONS OF ERRORS**

The Corporation did not have any accounting changes or corrections of errors as of or for the year ended December 31, 2023.

**3. BUSINESS COMBINATIONS AND GOODWILL**

Not Applicable

**4. DISCONTINUED OPERATIONS**

Not Applicable

**5. INVESTMENTS**

**A. Mortgage Loans, including Mezzanine Real Estate Loans**

Not Applicable

**B. Debt Restructuring**

Not Applicable

**C. Reverse Mortgages**

Not Applicable

**D. Loan-Backed Securities**

1. Prepayments assumptions for Mortgage-Backed Securities, Collateralized Mortgage Obligations and Other Structured Securities were generated using a purchased prepayment model. The prepayment model uses a number of factors to estimate prepayment activity including the time of year (seasonality), current levels or interest rates (refinancing incentive), economic activity (including housing turnover) and term and age of the underlying collateral (burnout, seasoning). On an ongoing basis, we monitor the rate of prepayment and calibrate the model to reflect actual experience, market factors, and viewpoint.

2. Loan-Backed Securities with other-than-temporary impairments – Not Applicable.

3. All securities within the scope of this statement with a recognized other-than-temporary impairment - Not Applicable.

4. All impaired securities (fair value is less than cost or amortized cost) for which an other-than-temporary impairment has not been recognized in earnings as a realized loss (including securities with a recognized other-than-temporary impairment for non-interest related declines when a non-recognized interest related impairment remains):

a. The aggregate amount of unrealized losses:	
1. Less than 12 Months	-
2. 12 Months or Longer	-
b. The aggregate related fair value of securities with unrealized losses:	
1. Less than 12 Months	-
2. 12 Months or Longer	\$ 135

5. A review of investments is performed as of each financial statement date with respect to investments of an issuer where the market value is below cost. If in management's judgment, the decline in value is other-than-temporary, the cost of the investment is written down to fair value with a corresponding charge to earnings. Factors considered in determining whether impairment exists include: the financial condition, business prospects and creditworthiness of the issuer; the length of time that the asset has been less than the cost; and the Corporation's ability and intent to hold such investments until the fair value recovers. If a decline in value is solely attributable to changes in market interest rates, rather than fundamental credit problems with the issuer, impairment is deemed other-than-temporary when the Corporation has the intent to sell an investment, at the reporting date, before recovery of the cost of the investment.

**E. Dollar Repurchase Agreements and/or Securities Lending Transactions**

Not Applicable

## NOTES TO FINANCIAL STATEMENTS

## F. Repurchase Agreements Transactions Accounted for as Secured Borrowing

Not Applicable

## G. Reverse Repurchase Agreements Transactions Accounted for as Secured Borrowing

Not Applicable

## H. Repurchase Agreements Transactions Accounted for as a Sale

Not Applicable

## I. Reverse Repurchase Agreements Transactions Accounted for as a Sale

Not Applicable

## J. Real Estate

Not Applicable

## K. Low-Income Housing Tax Credits (LIHTC)

Not Applicable

## L. Restricted Assets

## (1) Restricted Assets (including Pledged)

	Gross (Admitted & Nonadmitted) Restricted					Current Year					
	Current Year					6	7	8	Percentage		
	1	2	3	4	5				9	10	11
	Total General Account (G/A)	G/A Supporting S/A Activity (a)	Total Separate Account (S/A) Restricted Assets	S/A Assets Supporting G/A Activity (b)	Total (1 plus 3)	Total From Prior Year	Increase/ (Decrease) (5 minus 6)	Total Nonadmitted Restricted	Total Current Year Admitted Restricted (5 minus 8)	Gross (Admitted & Nonadmitted ) Restricted to Total Assets (c)	Admitted Restricted to Total Admitted Assets (d)
h. Letter stock or securities restricted as to sale - excl FHLB capital stock	714,291,331				714,291,331	739,312,732	(25,021,401)	-	714,291,331	13.383%	13.407%
j. On deposit with states	6,411,139				6,411,139	6,244,759	166,380		105	0.120%	0.120%
k. On deposit with other regulatory bodies	221,966,563				221,966,563	175,806,246	46,160,317		221,966,563	4.159%	4.166%
n. Other restricted assets	6,998,829				6,998,829	8,766,954	(1,768,125)	-	6,998,829	0.131%	0.131%
o. Total Restricted Assets	\$ 949,667,862	\$ -	\$ -	\$ -	\$ 949,667,862	\$ 930,130,691	\$ 19,537,171	\$ -	\$ 949,667,862	17.792%	17.825%

(a) Subset of column 1

(b) Subset of column 3

(c) Column 5 dividend by Asset Page, Column 1, Line 28

(d) Column 9 divided by Asset Page, Column 3, Line 28

## (2) Detail of Assets Pledged as Collateral Not Captured in Other Categories – Not Applicable

## (3) Detail of Other Restricted Assets

From time to time the Corporation enters into reinsurance agreements which require the use of trust agreements. As of December 31, 2023, the \$7.0 million of other restricted assets represents amounts held in trust for the benefit of ceding companies.

## (4) Collateral Received and Reflected as Assets Within the Financial Statements

Not applicable.

## M. Working Capital Finance Investments

Not Applicable

## N. Offsetting and Netting of Assets and Liabilities

Not Applicable

---

**NOTES TO FINANCIAL STATEMENTS**

---

## O. 5GI Securities

Not Applicable

## P. Short Sales

Not applicable

## Q. Prepayment Penalty and Acceleration Fees

Not applicable

## R. Cash pools

Not Applicable

**6. JOINT VENTURES, PARTNERSHIPS AND LIMITED LIABILITY COMPANIES**

A. The Corporation has no investments in Joint Ventures, Partnerships or Limited Liability Companies that exceed 10% of its admitted assets.

B. The Corporation did not have any such investments requiring the recognition of any impairment.

**7. INVESTMENT INCOME**

A. Schedule D Part 1 - investment income due and accrued with amounts over 90 days past due is recognized as non-admitted and excluded from surplus.

B. Investment income due and accrued with amounts over 90 days past due as of December 31, 2023 and 2022 was \$85,303 and \$71,512, respectively.

C. As of December 31, 2023 and December 31, 2022 the Corporation has gross net investment due and accrued of \$14,186,241 and \$14,843,113, respectively.

D. As of December 31, 2023 and December 31, 2022, the Corporation did not have deferred interest

E. As of December 31, 2023 and December 31, 2022, the Corporation did not have paid-in-kind interest.

**8. DERIVATIVE INSTRUMENTS**A. Derivatives under SSAP No. 86 – *Derivatives*

1. Not applicable

2. Not applicable

3. Not applicable

4. Not applicable

5. Not applicable.

6. Not applicable.

7. Not applicable.

8. Not applicable.

9. Not applicable.

## B. Not applicable

## NOTES TO FINANCIAL STATEMENTS

### 9. INCOME TAXES

A. The components of the net deferred tax asset/(liability) at 12/31 are as follows:

(1) DTA / (DTL) Components

- (a) Gross Deferred Tax Assets  
 (b) Statutory Valuation Allowance Adjustments  
 (c) Adjusted Gross Deferred Tax Assets (1a - 1b)  
 (d) Deferred Tax Assets Nonadmitted  
 (e) Subtotal Net Admitted Deferred Tax Asset (1c - 1d)  
 (f) Deferred Tax Liabilities  
 (g) Net Admitted Deferred Tax Asset (Liability) (1e - 1f)

	12/31/2023			12/31/2022			Change		
	Ordinary	Capital	Total	Ordinary	Capital	Total	Ordinary	Capital	Total
(a) Gross Deferred Tax Assets	92,045,405	-	92,045,405	108,197,872	-	108,197,872	(16,152,467)	-	(16,152,467)
(b) Statutory Valuation Allowance Adjustments	-	-	-	-	-	-	-	-	-
(c) Adjusted Gross Deferred Tax Assets (1a - 1b)	92,045,405	-	92,045,405	108,197,872	-	108,197,872	(16,152,467)	-	(16,152,467)
(d) Deferred Tax Assets Nonadmitted	-	-	-	-	-	-	-	-	-
(e) Subtotal Net Admitted Deferred Tax Asset (1c - 1d)	92,045,405	-	92,045,405	108,197,872	-	108,197,872	(16,152,467)	-	(16,152,467)
(f) Deferred Tax Liabilities	8,784,774	66,939,451	75,724,225	5,502,838	71,546,318	77,049,156	3,281,936	(4,606,867)	(1,324,931)
(g) Net Admitted Deferred Tax Asset (Liability) (1e - 1f)	83,260,631	(66,939,451)	16,321,180	102,695,034	(71,546,318)	31,148,716	(19,434,403)	4,606,867	(14,827,536)

(2) Admission Calculation Components under SSAP No. 101 (11.a. - 11.c.)

- (a) Federal Income Taxes Paid in Prior Years Recoverable Through Loss Carrybacks.  
 (b) Adjusted Gross Deferred Tax Assets Expected To Be Realized (Excluding The Amount Of Deferred Tax Assets From 2(a) above) After Application of the Threshold Limitation. (The Lesser of 2(b)1. and 2(b)2. Below)  
 1. Adjusted Gross Deferred Tax Assets Expected To Be Realized Following The Balance Sheet Date.  
 2. Adjusted Gross Deferred Tax Assets Allowed Per Limitation Threshold.  
 (c) Adjusted Gross Deferred Tax Assets (Excluding The Amount Of Deferred Tax Assets From 2(a) and 2(b) Above) Offset by Gross Deferred Tax Liabilities.  
 (d) Deferred Tax Assets Admitted as the Result of Application of SSAP No. 101. Total (2(a) + 2(b) + 2(c))

	12/31/2023			12/31/2022			Change		
	Ordinary	Capital	Total	Ordinary	Capital	Total	Ordinary	Capital	Total
(a) Federal Income Taxes Paid in Prior Years Recoverable Through Loss Carrybacks.	-	-	-	-	-	-	-	-	-
(b) Adjusted Gross Deferred Tax Assets Expected To Be Realized (Excluding The Amount Of Deferred Tax Assets From 2(a) above) After Application of the Threshold Limitation. (The Lesser of 2(b)1. and 2(b)2. Below)	31,511,140	-	31,511,140	31,148,717	-	31,148,717	362,423	-	362,423
1. Adjusted Gross Deferred Tax Assets Expected To Be Realized Following The Balance Sheet Date.	31,511,140	-	31,511,140	31,148,717	-	31,148,717	362,423	-	362,423
2. Adjusted Gross Deferred Tax Assets Allowed Per Limitation Threshold.	NA	NA	197,753,880	NA	NA	145,172,159	NA	NA	52,581,721
(c) Adjusted Gross Deferred Tax Assets (Excluding The Amount Of Deferred Tax Assets From 2(a) and 2(b) Above) Offset by Gross Deferred Tax Liabilities.	60,534,265	-	60,534,265	77,049,156	-	77,049,156	(16,514,891)	-	(16,514,891)
(d) Deferred Tax Assets Admitted as the Result of Application of SSAP No. 101. Total (2(a) + 2(b) + 2(c))	92,045,405	-	92,045,405	108,197,873	-	108,197,873	(16,152,468)	-	(16,152,468)

(3) Threshold Used in 11.b.

- (a) Ratio Percentage Used To Determine Recovery Period And Threshold Limitation Amount  
 (b) Adjusted Capital and Surplus Amount Used to Determine Recovery Period And Threshold Limitation

	2023	2022
(a) Ratio Percentage Used To Determine Recovery Period And Threshold Limitation Amount	853.92%	651.40%
(b) Adjusted Capital and Surplus Amount Used to Determine Recovery Period And Threshold Limitation	1,334,680,380	998,963,110

(4) Impact of Tax Planning Strategies:

- (a) Determination Of Adjusted Gross Deferred Tax Assets And Net Admitted Deferred Tax Assets, By Tax Character As A Percentage.

1. Adjusted Gross DTAs Amount From Note 9A1(c)  
 2. Percentage Of Adjusted Gross DTAs By Tax Character Attributable To The Impact Of Tax Planning Strategies  
 3. Net Admitted Adjusted Gross DTAs Amount From Note 9A1(c)  
 4. Percentage Of Net Admitted Adjusted Gross DTAs By Tax Character Admitted Because Of The Impact Of Tax Planning Strategies

	12/31/2023		12/31/2022		Change	
	Ordinary	Capital	Ordinary	Capital	Ordinary	Capital
(a) Determination Of Adjusted Gross Deferred Tax Assets And Net Admitted Deferred Tax Assets, By Tax Character As A Percentage.	NA	NA	NA	NA	NA	NA
1. Adjusted Gross DTAs Amount From Note 9A1(c)	92,045,405	-	108,197,872	-	(16,152,467)	-
2. Percentage Of Adjusted Gross DTAs By Tax Character Attributable To The Impact Of Tax Planning Strategies	NA	NA	NA	NA	NA	NA
3. Net Admitted Adjusted Gross DTAs Amount From Note 9A1(c)	92,045,405	-	108,197,872	-	(16,152,467)	-
4. Percentage Of Net Admitted Adjusted Gross DTAs By Tax Character Admitted Because Of The Impact Of Tax Planning Strategies	NA	NA	NA	NA	NA	NA

- (b) Does the Corporation's tax-planning strategies include the use of reinsurance?

N/A

The portion of assets admitted under 11.b.ii is assumed to be 100% ordinary in character.

The Corporation is not utilizing any tax planning strategies in its determination of its adjusted Ordinary and Capital Gross Deferred Tax Assets or net admitted Deferred Tax Assets.

### B. Deferred tax liabilities are not recognized for the following amounts:

N/A

## NOTES TO FINANCIAL STATEMENTS

### C. Current income tax and change in deferred tax assets and liabilities consist of the following major components:

#### (1) Current Income Taxes:

	12/31/2023	12/31/2022	Change
(a) Federal	63,933,408	23,304,610	40,628,798
(b) Foreign	3,914,835	4,850,025	(935,190)
(c) Subtotal	67,848,243	28,154,635	39,693,608
(d) Federal Income Tax on Net Capital Gains/(Losses)	4,591,856	(2,853,833)	7,445,689
(e) Utilization of Capital Loss Carryforwards	-	-	-
(f) Other	-	-	-
(g) Federal and Foreign Income Taxes Incurred	72,440,099	25,300,802	47,139,297

#### (2) Deferred Tax Assets:

(a) Ordinary:			
(1) Discounting of Unpaid Losses	72,617,312	95,730,194	(23,112,882)
(2) Unearned Premium Reserve	-	-	-
(3) Policyholder Reserve	-	-	-
(4) Investments	765,631	765,591	40
(5) Deferred Acquisition Costs	10,434,851	5,173,475	5,261,376
(6) Policyholder Dividends Accrual	-	-	-
(7) Fixed Assets	-	(439,769)	439,769
(8) Compensation and Benefits Accrual	2,409,384	1,780,613	628,771
(9) Pension Accrual	-	-	-
(10) Receivables - Nonadmitted	-	-	-
(11) Net Operating Loss Carryforward	-	-	-
(12) Tax Credit Carryforward	-	-	-
(13) Accruals Not Deductible	380,225	735,000	(354,775)
(14) Other Assets - Nonadmitted	2,061,558	2,102,050	(40,492)
(15) Other (Including Items <5% of Total Ordinary Deferred Tax Assets)	3,376,444	2,350,719	1,025,725
(99) Subtotal	92,045,405	108,197,873	(16,152,468)
(b) Statutory Valuation Allowance Adjustment	-	-	-
(c) Nonadmitted Deferred Tax Assets	-	-	-
(d) Admitted Ordinary Deferred Tax Assets (2a99 - 2b - 2c)	92,045,405	108,197,873	(16,152,468)

#### (e) Capital:

(1) Investments	-	-	-
(2) Real Estate	-	-	-
(3) Unrealized Gains/(Losses)	-	-	-
(4) Other (Including Items <5% of Total Capital Deferred Tax Assets)	-	-	-
(99) Subtotal	-	-	-
(f) Statutory Valuation Allowance Adjustment	-	-	-
(g) Nonadmitted Deferred Tax Assets	-	-	-
(h) Admitted Capital Deferred Tax Assets (2e99 - 2f - 2g)	-	-	-

(i) Total Admitted Deferred Tax Assets (2d + 2h)	92,045,405	108,197,873	(16,152,468)
--	------------	-------------	--------------

#### (3) Deferred Tax Liabilities:

(a) Ordinary:			
(1) Investments	8,448,491	5,502,838	2,945,653
(2) Fixed Assets	336,283	-	336,283
(3) Deferred and Uncollected Premium	-	-	-
(4) Policyholder Reserves	-	-	-
(5) Other (Including Items <5% of Total Ordinary Deferred Tax Liabilities)	-	-	-
(99) Subtotal	8,784,774	5,502,838	3,281,936

#### (b) Capital:

(1) Investments	66,939,451	71,546,318	(4,606,867)
(2) Real Estate	-	-	-
(3) Unrealized Gains/(Losses)	-	-	-
(4) Other (Including Items <5% of Total Capital Deferred Tax Liabilities)	-	-	-
(99) Subtotal	66,939,451	71,546,318	(4,606,867)

(c) Total Deferred Tax Liabilities (3a99 + 3b99)	75,724,225	77,049,156	(1,324,931)
--	------------	------------	-------------

#### (4) Net Admitted Deferred Tax Assets/Liabilities (2i - 3c)

	16,321,180	31,148,717	(14,827,537)
--	------------	------------	--------------

#### The Change in net deferred income taxes is comprised of the following:

Total Deferred Tax Assets	\$ 108,197,873	\$ 104,812,048	\$ 3,385,825
Total Deferred Tax Liabilities	(77,049,156)	(77,935,258)	886,102
Net Deferred Tax Asset / (Liability)	<u>\$ 31,148,717</u>	<u>\$ 26,876,790</u>	4,271,927
Tax Effect of Unrealized Gains (Losses)			3,583,472
Change in Net Deferred Income Tax			<u>\$ 688,455</u>

## NOTES TO FINANCIAL STATEMENTS

**The Change in net deferred income taxes is comprised of the following:**

Total Deferred Tax Assets	\$	92,045,405	\$	108,197,872	\$	(16,152,467)
Total Deferred Tax Liabilities		(75,724,225)		(77,049,156)		1,324,931
Net Deferred Tax Asset / (Liability)		\$ 16,321,180		\$ 31,148,716		(14,827,536)
Tax Effect of Unrealized Gains (Losses)						-
Change in Net Deferred Income Tax						\$ (14,827,536)

**D. Reconciliation of Federal Income Tax Rate to Actual Effective Rate:**

The provision for federal and foreign income taxes incurred is different from that which would be obtained by applying the statutory Federal income tax rate to income before income taxes. The significant items causing this difference are as follows:

Description	Amount	Tax Effect	Effective Tax Rate
Provision Computed at Statutory Rate	411,695,042	86,455,959	21.0%
Return to Provision		4,215	0.0%
Interest Maintenance Reserve		(2,246,944)	-0.5%
Change in Nonadmitted Assets		40,492	0.0%
Change in Unrealized Foreign Exchange Gain/(Loss)		2,945,653	0.7%
Other		68,260	0.0%
Total Statutory Income Tax	411,695,042	87,267,635	21.2%
Federal and Foreign Income Taxes Incurred		72,440,097	17.6%
Change in Net Deferred Income Expense/(Benefit)		14,827,538	3.6%
Total Statutory Income Tax		87,267,635	21.2%

**E. Operating Loss, Tax Credit Carryforwards and IRC 6603 deposits:**

(1) The Corporation has no operating losses and tax credit carryforwards available for tax purposes.

(2) The following are income taxes incurred in the current year and prior year that are available for recoupment in the event of future losses

	ORDINARY	CAPITAL	TOTAL
2023	-	-	-
2022	-	-	-
2021	-	-	-

(3) The Corporation does not have any current amounts on deposit with the Treasury for potential underpayments of tax to suspend the running of interest under Section 6603 of the Internal Revenue Code.

**F. Consolidated Federal Income Tax Return**

(1) The Corporation joins with a group of approximately eight hundred affiliated companies in the filing of a consolidated federal income tax return by Berkshire Hathaway Inc., common parent Corporation of the group.

(2) The consolidated tax liability is allocated among affiliates in the ratio that each affiliate's separate return tax liability bears to the sum of the separate return tax liabilities of all affiliates that are members of the consolidated group. In addition, a complementary method is used which results in reimbursement by profitable affiliates to loss affiliates for tax benefits generated by loss affiliates.

The Inflation Reduction Act ("IRA") of 2022 was enacted on August 16, 2022. The IRA includes a new Federal Corporate Alternative Minimum Tax ("CAMT"), effective in 2023, that is based on the adjusted financial statement income set forth on the applicable financial statement of an applicable corporation. The NAIC adopted Interpretation 23-03 to apply to December 31, 2023 and beyond. Following that guidance, due to the Corporation joining in the consolidated federal income tax return by Berkshire, it has been determined as of the reporting date that it will be an applicable corporation. The computation of the CAMT is determined on a consolidated federal income tax return basis and will depend on the facts and circumstances of the given tax year. The 2023 Annual Statement does not include an estimated impact of the CAMT since the Corporation does not expect to incur a CAMT liability in 2023. The Corporation has made an accounting election that when evaluating the need for a valuation allowance for regular tax Deferred Tax Assets, the Corporation will disregard the CAMT.

**10. INFORMATION CONCERNING PARENT, SUBSIDIARIES, AFFILIATES AND ALL OTHER RELATED PARTIES**

A. General Reinsurance Corporation (GRC), the parent of the Corporation, provides accounting, actuarial and administrative services to the Corporation. The Corporation provides accounting, actuarial, and administrative services to its wholly owned subsidiary IdeaLife Insurance Company (IDL). The costs of these services are apportioned to the Corporation, subsidiaries and affiliates based upon time, number of employees, company assets, or square footage.

The Corporation did not pay any dividends in 2023 or 2022.

B. On September 9, 2020, in exchange for other invested assets, the Corporation received an \$167.3 million interest in a loan issued by the Union Underwear Company, an affiliate, whose ultimate parent company is Berkshire Hathaway Inc. The Company recorded the transaction at fair value and records the investment at book value. The loan matures in 2027. The Corporation is required to obtain authorization from the issuer prior to selling or transferring its interest in the loan to another party.

On October 18, 2018 the Corporation entered into a ten year AUD 75 million loan agreement with Marmon Crane Australia Pty Ltd (Marmon), an affiliated Australian corporation whose ultimate parent company is Berkshire Hathaway Inc. The loan is recorded as an Other Invested Asset. The Corporation is required to obtain authorization from the issuer prior to selling or transferring the note to another party. On December 29, 2023, Marmon paid the Corporation \$30M AUD of the outstanding principal of the loan.

---



---

## NOTES TO FINANCIAL STATEMENTS

---

On September 19, 2021, the Corporation's \$500 million interest bearing note from Berkshire Hathaway Inc (Berkshire), the Corporation's ultimate parent company, matured. Concurrent with the maturity of the note, the Corporation entered into a new ten year \$500 million loan with Berkshire. The new note matures in September 2031. The Corporation is required to obtain authorization from the issuer prior to selling or transferring the note to another party.

The Corporation is a participant in a short-term investment pool which is governed by an agreement with affiliated companies, whereby participants pool funds and invest principally in discount notes. The Corporation's investment in this account is carried at amortized cost, which together with accrued interest thereon, approximates market value. As of December 31, 2023 and December 31, 2022 the Corporation had investments in the short-term pool of \$62.5 million and \$108.3 million, respectively.

The Corporation is a party to a Master Loan Agreement which created an intercompany short-term loan program to reduce each affiliate's level of short term investments, yet allows the affiliate to retain sufficient liquidity to pay current obligations by borrowing funds as needed. GRC acts as the manager of the short term loan facility. Borrowing affiliates may repay the loans at any time without penalty. There were no loans outstanding as of December 31, 2023 or December 31, 2022.

C. All affiliated transactions are included in Schedule Y.

D. At December 31, 2023, the Corporation reported \$17,500 as amounts due from its subsidiary company IDL under the Master Service Agreement (MSA), see E below. The terms of settlement require this amount to be settled within 30 days.

At December 31, 2023, the Corporation reported \$786,314 as amounts due from GRC under the MSA. The terms of settlement require this amount to be settled within 30 days.

E. Substantially all of General Re Corporation's entities are party to a Master Services Agreement (MSA). The MSA was intended to replace, in a single agreement, many of the inter-affiliate service agreements that were in place between and among various General Re Corporation entities around the world. On February 23, 2023 the Corporation received approval the Connecticut Insurance Department to amend the MSA to include a single rate for services.

The investment activity referred to in Part 1 – Common Interrogatories-Investment, is performed by New England Asset Management, Inc. ("NEAM"), an affiliate of the Corporation, under an Investment Management Agreement with the approval of the Corporation's domestic regulator.

F. The Corporation does not have any guarantees or undertakings outstanding.

G. GRC holds all of the Corporation's capital stock. As indicated in Schedule Y, Part 1, the Corporation's ultimate controlling parent is Berkshire Hathaway Inc.

H. The Corporation does not hold any interest, directly or indirectly, in shares in an upstream intermediate entity or ultimate parent.

I. The Corporation does not own any company whose carrying value is equal to or exceeds 10% of admitted assets of the Corporation.

J. The Corporation did not recognize any impairment write down for its investments in Subsidiary, Controlled or Affiliated (SCA) entities during the period.

K. The Corporation has no investment in any foreign subsidiaries in 2023. See part A above.

L. The Corporation does not hold an investment in any downstream noninsurance holding company.

M. The Corporation does not hold any investments in non-insurance company SCA entities.

N. The admitted value of the Corporation's investment in its insurance company subsidiary does not reflect a departure from NAIC statutory accounting policies.

O. The Corporation does not have losses in an SCA investment that exceed the investment in such SCA.

### 11. DEBT

A. Capital notes or other debt obligations - Not Applicable.

B. Federal Home Loan Bank Agreements - Not Applicable.

### 12. RETIREMENT PLANS, DEFERRED COMPENSATION, POSTEMPLOYMENT BENEFITS AND COMPENSATED ABSENCES AND OTHER POSTRETIREMENT BENEFIT PLANS

A. Defined Benefit Plan

Not Applicable

B. Not Applicable

C. Not Applicable



---

**NOTES TO FINANCIAL STATEMENTS**


---

D. Not Applicable

E. Defined Contribution Plan

Not Applicable

F. Multiemployer Plans

Not Applicable

G. Consolidation/Holding Company Plans

The Corporation provides certain other post-retirement benefits to retired employees through a non-qualified defined benefit plan sponsored by General Re Corporation, which was amended to freeze benefits at the end of 2005. The Corporation's share of net expenses for the non-qualified pension plan was \$618,002 and \$823,224 for 2023 and 2022, respectively. The Corporation has no legal obligation for benefits under these plans. General Re Corporation allocates and charges amounts to the Corporation based on specific cost for current and retired employees.

The Corporation incurs expenses related to the General Re Corporation and Government Employees Companies Savings and Stock Ownership Plan under which it makes contributions. The Corporation also incurs expenses related to the Group Medical/Dental Expense Plan of General Re Corporation.

H. Postemployment Benefits and Compensating Absences

Not Applicable

I. Impact of Medicare Modernization Act on Postretirement Benefits

Not Applicable

**13. CAPITAL AND SURPLUS, SHAREHOLDERS' DIVIDEND RESTRICTIONS AND QUASI-REORGANIZATIONS**

(A) The Corporation has issued and outstanding 8.7 million shares of common stock with a par value of \$12.50 per share.

(B) The Corporation has no preferred stock outstanding.

(C) The maximum amount of ordinary dividends, which may be paid by the Corporation in 2024 without prior approval of the Connecticut Insurance Commissioner, is the greater of (1) 10% of statutory surplus or (2) net gain from operations for the previous calendar year. No dividend or other distribution exceeding an amount equal to the Corporation's unassigned earned surplus may be distributed without the Commissioner's approval. As of December 31, 2023, the Corporation has unassigned earned surplus of \$136,109,228, therefore it is limited to such amount which can be paid as an ordinary dividend in 2024.

(D) The Corporation did not pay dividends in 2023 or 2022.

(E) Other than as stated in (3) above, there are no restrictions placed on the portion of the Corporation's profits that may be paid as ordinary dividends to its shareholder.

(F) There were no restrictions placed on the Corporation's surplus, including for whom the surplus is being held.

(G) The Corporation is organized as a stock company so no advances to surplus exist.

(H) The Corporation holds no shares for special purposes.

(I) There were no special surplus funds in the prior or current period.

(J) The portion of unassigned funds (surplus) represented by cumulative pre-tax unrealized gains (losses) is \$35,507,235

(K) The Corporation has no surplus debentures outstanding or issued.

(L) The Corporation has no restatement due to prior quasi-reorganization.

(M) The Corporation had no quasi-reorganizations in the prior ten years.

**14. CONTINGENCIES**

A. At December 31, 2023, there were no material known contingent liabilities arising outside the ordinary course of business.

B. At December 31, 2023, the Corporation was not aware of any material assessments that would have a material financial effect.

C. At December 31, 2023, there were no material known gain contingencies.

D. At December 31, 2023, there were no claims related to extra contractual obligation or bad faith losses stemming from lawsuits.

---

**NOTES TO FINANCIAL STATEMENTS**


---

E. The Corporation has been named as a defendant in litigation or a respondent in arbitration in the ordinary course of conducting its reinsurance business. These lawsuits generally seek to establish liability under reinsurance contracts issued by the Corporation and occasionally seek punitive or exemplary damages. In the judgment of management, none of these cases individually or collectively is likely to result in judgments for amounts which, net of losses and loss adjustment expense liability previously established, would be material to the Corporation's statutory surplus.

F. At December 31, 2023, there were no known material loss contingencies outstanding.

**15. LEASES****A. Lessee Operating Lease**

(1)

(a) The Corporation leases office space under a non-cancelable lease expiring in 2024. The rent expense for 2023 and 2022 was \$165,548 and \$160,724, respectively.

(2)

(a) At December 31, 2023, the minimum aggregate rental commitments are as follows:

	<u>Year Ending December 31,</u>	<u>Operating Leases</u>
1.	2024	\$ 112,551
2.	2025	-
3.	2026	-
4.	2027	-
5.	2028	-
6.	Total	<u>\$ 112,551</u>

(3) Not Applicable

**B. Lessor Leases - Not Applicable****16. INFORMATION ABOUT FINANCIAL INSTRUMENTS WITH OFF-BALANCE SHEET RISK AND FINANCIAL INSTRUMENTS WITH CONCENTRATIONS OF CREDIT RISK**

Not applicable

**17. SALE, TRANSFER AND SERVICING OF FINANCIAL ASSETS AND EXTINGUISHMENTS OF LIABILITIES**

A. No transfers of receivables reported as sales.

B. No transfer and servicing of financial assets.

C. No wash sales.

**18. GAIN OR LOSS TO THE REPORTING ENTITY FROM UNINSURED A&H PLANS AND THE UNINSURED PORTION OF PARTIALLY INSURED PLANS**

Not Applicable

**19. DIRECT PREMIUM WRITTEN/PRODUCED BY MANAGING GENERAL AGENTS/THIRD PARTY ADMINISTRATORS**

Not Applicable

**20. FAIR VALUE MEASUREMENT****A. Fair value measurements at reporting date:**

Included in the Corporation's investment portfolio are certain financial instruments carried at fair value. Other financial instruments are periodically measured at fair value, such as when impaired, or, for certain bonds with ratings below investment grade, which are carried at the lower of cost or market.

The fair value of an asset is the amount at which that asset could be bought or sold in a current transaction between willing parties, that is, other than in a forced or liquidation sale. The fair value of a liability is the amount at which that liability could be incurred or settled in a current transaction between willing parties, that is, other than in a forced or liquidation sale.

Fair values are based on values an independent pricing service vendor. When market prices are not available a price may be obtained from a broker or fair value may be estimated using discounted cash flow analyses, incorporating current market inputs for similar financial instruments with comparable terms and credit quality (matrix pricing). In instances where there is little or no market activity for the same or similar instruments, the Corporation estimates fair value using methods, models and assumptions that management believes market participants would use to determine a current transaction price. These valuation techniques involve some level of management estimation and judgment which becomes significant when valuing increasingly complex instruments or pricing models. Where appropriate, adjustments are included to reflect the risk inherent in a particular methodology, model or input used.

## NOTES TO FINANCIAL STATEMENTS

The Corporation's financial assets and liabilities carried at fair value have been classified, for disclosure purposes, based on a hierarchy defined by SSAP No. 100, *Fair Value Measurements*. The hierarchy gives the highest ranking to fair values determined using unadjusted quoted prices in active markets for identical assets and liabilities (Level 1) and the lowest ranking to fair values determined using methodologies and models with unobservable inputs (Level 3). An asset's or a liability's classification is based on the lowest level input that is significant to its measurement. For example, a Level 3 fair value measurement may include inputs that are both observable (Levels 1 and 2) and unobservable (Level 3). The levels of the fair value hierarchy are as follows:

Level 1 - Values are unadjusted quoted prices for identical assets and liabilities in active markets accessible at the measurement date.

Level 2 - Inputs include quoted prices for similar assets or liabilities in active markets, quoted prices from those willing to trade in markets that are not active, or other inputs that are observable or can be corroborated by market data for the term of the instrument. Such inputs include market interest rates and volatilities, spreads and yield curves.

Level 3 - Certain inputs are unobservable (supported by little or no market activity) and significant to the fair value measurement. Unobservable inputs reflect the Corporation's best estimate of what hypothetical market participants would use to determine a transaction price for the asset or liability at the reporting date.

1. The Corporation did not carry any investments at fair value as of December 31, 2023.
2. The Corporation did not carry any investments at fair value within Level 3 of the fair value hierarchy as of December 31, 2023.
3. Pricing sources are reviewed quarterly for determining transfers within the fair value hierarchy.
4. Level 2 and 3 Valuation techniques & inputs used:

Securities disclosed at fair value are determined based on NAIC valuation rules and typically consist of common and preferred equities, however, other securities may periodically be carried at fair value based on certain factors such as the NAIC's lower of cost or market rules. Assets recorded at fair value are categorized based on an evaluation of the various inputs used to measure the fair value. Reliance is predominately on independent pricing service vendors that have been evaluated and approved by our pricing policy committee. Generally, pricing service vendors use a pricing methodology involving the market approach, including pricing models, which use prices and relevant market information regarding a particular security or securities with similar characteristics to establish a valuation. Supporting documentation received from pricing vendors detailing the inputs, models and processes used in the vendor's evaluation process is used to determine the appropriate fair value hierarchy. Documentation from each pricing vendor is reviewed and monitored periodically to ensure they are consistent with pricing policy procedures. Market Information obtained from brokers with respect to security valuations is also considered in the price hierarchy.

5. The required information has been disclosed in prior paragraphs of this note.

B. Not Applicable

C. Fair Value:

Type of Financial Instrument	Aggregate Fair Value	Admitted Assets	(Level 1)	(Level 2)	(Level 3)
Bonds	\$ 523,434,974	\$ 522,402,495	\$ 483,696,388	\$ 39,738,585	\$ 1
Short-term investments	\$ 3,245,155,693	\$ 3,245,155,693	\$ 3,245,155,693	\$ -	\$ -
Cash equivalents	\$ 128,242,290	\$ 128,242,290	\$ 128,242,290	\$ -	\$ -
Other invested assets	\$ 812,162,224	\$ 714,291,331	\$ -	\$ -	\$ 812,162,224

D. Not Applicable

E. Not Applicable

### 21. OTHER ITEMS

A. Unusual or Infrequent

Not applicable

B. Troubled Debt Restructuring: Debtors

Not Applicable

C. Other Disclosures

Assets in the amount of \$235,376,531 and \$182,031,005 at December 31, 2023 and 2022, respectively, were on deposit with government authorities or trustees as required by law. Assets valued at \$6,998,829 and \$8,766,954 at December 31, 2023 and 2022 respectively, were maintained as compensating balances or pledged as collateral for letter of credits and reinsurance agreements.

---

**NOTES TO FINANCIAL STATEMENTS**


---

Effective October 1, 2017, the Corporation entered into a ceded coinsurance with funds withheld reinsurance agreement with NICO, an affiliate. As of the effective date of the agreement, the Corporation ceded 100% or \$1.1 billion of its net statutory Long Term Care (LTC) liabilities to NICO for \$1.6 billion of consideration. The Corporation paid \$500 million in cash with the remaining consideration placed into a funds withheld account at book value. The funds withheld account includes a combination of specific investments and cash. The Corporation's net liabilities relating to its LTC book of business were zero as of December 31, 2023 and December 31, 2022. The Corporation incurred ceded premium of \$69,499,820 and \$75,959,748 for the years ended December 31, 2023 and 2022, respectively. The funds withheld amount due to NICO was \$1,182,121,475 and \$1,206,508,793 as of December 31, 2023 and December 31, 2022, respectively.

On November 1, 2017 the Corporation assumed a closed block of life and accident and health business from General Re Life Australia, Ltd (GRLA), an affiliated Australian domiciled life insurance company. For the years ended December 31, 2023 and December 31, 2022 the Corporation reported assumed premiums of \$169.3 million and \$207.5 million respectively. As of December 31, 2023 and December 31, 2022 the Corporation held \$557.8 million and \$516.1 million policy reserves relating to this business.

On July 1, 2020 the Corporation entered into an assumed aggregate mortality stop loss reinsurance agreement with General Reinsurance AG (GRAG), an affiliated German domiciled reinsurance company. For the years ended December 31, 2023 and December 31, 2022 the Corporation recognized \$52.3 million and \$46.6 million, respectively, of assumed premium under this agreement. The Corporation did not record a claim or recovery under such agreement as of and for the period ended December 31, 2023. The corporation recorded a \$1.5 million recovery relating to the agreement for the period ended December 31, 2022.

On January 1, 2021 the Corporation entered into an assumed life and health reinsurance contract with General Reinsurance Africa, Ltd. (GRSA), an affiliated South African domiciled reinsurance company. For the years ended December 31, 2023 and December 31, 2022 the Corporation reported assumed premiums of \$54.9 million and \$78.3 million respectively. As of December 31, 2023 and December 31, 2022 the Corporation held \$61.0 million and \$190.6 million claims and policy reserves relating to this business.

On April 1, 2021 the Corporation entered into a retrocession agreement with GRAG covering 100% of new business written in Canada. Such agreement was terminated and replaced on October 1, 2023 with a new retrocession agreement under which the Corporation cedes 75% of new business written in Canada to GRAG. The business subject to the canceled agreement was transferred to the new agreement subject to the new terms. Both agreements were approved by the State of Connecticut Insurance Department. As of December 31, 2023 and 2022 the Corporation ceded \$933.7 million and \$585.3 million, respectively, of benefit reserves to GRAG under the agreements.

D. Business Interruption Insurance Recoveries

Not Applicable

E. State Transferable and Non-Transferrable Tax Credits

Not Applicable

F. Subprime-Mortgage-Related Risk Exposure

1. The Corporation has no direct subprime mortgage related risk exposure due to investments in subprime mortgage loans or other investments and has no underwriting exposure to subprime mortgage related risk through Mortgage Guaranty or Financial Guaranty insurance coverage. The Corporation does not have any equity investments in subsidiary, controlled or affiliated entities with subprime related risk exposure.

The Corporation's exposure to subprime mortgage related risk is limited to investments within the fixed income investment portfolio which may contain securities collateralized by mortgages that have characteristics of subprime lending. Such characteristics include an interest rate above prime to borrowers who do not qualify for prime rate loans, borrowers with low credit ratings (FICO scores), unconventionally high initial loan-to-value ratios, and borrowers with less than conventional documentation of their income and/or net assets. The Corporation minimizes subprime mortgage related risk within the fixed income investment portfolio by holding securities which carry higher credit ratings and by monitoring the underlying collateral performance on an ongoing basis.

2. Not Applicable

3. Not Applicable

4. Not Applicable

G. Retained Assets

Not Applicable

H. Insurance-Linked Securities

Not Applicable

I. Corporate owned life insurance

Not Applicable

---

**NOTES TO FINANCIAL STATEMENTS**


---

**22. EVENTS SUBSEQUENT**

The Corporation has evaluated events subsequent to December 31, 2023 through February 20, 2024, the date the statutory statements were available to be issued.

Type I – Recognized Subsequent Events:

None

Type II – Non-recognized Subsequent Events:

None

**23. REINSURANCE****A. Ceded Reinsurance Report**

## Section 1 – General Interrogatories

1. Are any of the reinsurers, listed in Schedule S as non-affiliated, owned in excess of 10% or controlled, either directly or indirectly, by the Corporation or by any representative, officer, trustee, or director of the Corporation? Yes ( ) No ( x ) If yes, give full details.
2. Have any policies issued by the Corporation been reinsured with a company chartered in a country other than the United States (excluding U.S. Branches of such companies) that is owned in excess of 10% or controlled directly or indirectly by an insured, a beneficiary, a creditor or any other person not primarily engaged in the insurance business? Yes ( ) No ( x ) If yes, give full details.

## Section 2 – Ceded Reinsurance Report – Part A

1. Does the Corporation have any reinsurance agreements in effect under which the reinsurer may unilaterally cancel any reinsurance for reasons other than for nonpayment of premium or other similar credits? Yes ( ) No ( x )
  - a) If yes, what is the estimated amount of the aggregate reduction in surplus of a unilateral cancellation by the reinsurer as of the date of this statement, for those agreements in which cancellation results in a net obligation of the Corporation to the reinsurer, and for which such obligation is not presently accrued? Where necessary, the Corporation may consider the current or anticipated experience of the business reinsured in making this estimate.
  - b) What is the total amount of reinsurance credits taken, whether as an asset or as a reduction of liability, for these agreements in this statement?
2. Does the Corporation have any reinsurance agreements in effect such that the amount of losses paid or accrued through the statement date may result in a payment to the reinsurer of amounts that, in aggregate and allowing for offset of mutual credits from other reinsurance agreements with the same reinsurer, exceed the total direct premium collected under the reinsured policies? Yes ( ) No ( x ) If yes, give full details.

## Section 3 – Ceded Reinsurance Report – Part B

1. What is the estimated amount of the aggregate reduction in surplus (for agreements other than those under which the reinsurer may unilaterally cancel for reasons other than for nonpayment of premium or other similar credits that are reflected in Section 2 above) of termination of ALL reinsurance agreements, by either party, as of the date of this statement? Where necessary, the Corporation may consider the current or anticipated experience of the business reinsured in making this estimate. \$0.
2. Have any new agreements been executed or existing agreements amended, since January 1 of the year of this statement, to include policies or contracts that were in force or which had existing reserves established by the Corporation as of the effective date of the agreement? Yes ( ) No ( x )

If yes, what is the amount of reinsurance credits, whether an asset or a reduction of a liability, taken for such new agreements or amendments?

**B. Uncollectible Reinsurance**

The Corporation has had no significant write-offs of uncollectible reinsurance during the year.

**C. Commutation of Ceded Reinsurance**

- (1) Not applicable.
- (2) Not applicable.
- (3) Not applicable.
- (4) Not applicable.

---



---

## NOTES TO FINANCIAL STATEMENTS

---



---

**D. Certified Reinsurer Rating Downgraded or Status Subject to Revocation**

Not Applicable

**E. Variable Annuity Contracts with Affiliated Captive Reinsurers**

Not Applicable

**F. Reinsurance with Affiliated Captives**

Not Applicable

**G. XXX / AXXX Captive Reinsurance**

Not Applicable

**H. Reinsurance Credit**

(1) On October 1, 2017 the Corporation entered into a ceded reinsurance agreement with National Indemnity Company, an affiliate. See Note 21. The reinsurance agreement includes an aggregate loss limit of \$5 billion plus cumulative premiums paid. The Corporation received appropriate regulatory approval for the agreement and accounts for the treaty as a reinsurance contract.

(2) Not applicable

(3) Not applicable

(4) Not applicable

(5) Not applicable

(6) Not applicable

**24. RETROSPECTIVELY RATED CONTRACTS & CONTRACTS SUBJECT TO REDETERMINATION**

Not Applicable

**25. CHANGE IN INCURRED LOSSES AND LOSS ADJUSTMENT EXPENSES**

A. Reserves as of December 31, 2022 were \$553.4 million. As of December 31, 2022, \$97.5 million has been paid for incurred losses and loss adjustment expenses attributable to insured events of prior years. Reserves remaining for prior years are now \$416.4 million, therefore there has been \$39.5 million of favorable prior year development since December 31, 2022.

B. There were no significant changes in methodologies and assumptions used in calculating the net liability for unpaid losses and loss adjustment expenses during 2023.

**26. INTERCOMPANY POOLING ARRANGEMENTS**

Not Applicable

**27. STRUCTURED SETTLEMENTS**

Not Applicable

**28. HEALTH CARE RECEIVABLES**

Not Applicable

**29. PARTICIPATING POLICIES**

Not Applicable

**30. PREMIUM DEFICIENCY RESERVES**

Not Applicable

**31. RESERVES FOR LIFE CONTRACTS AND ANNUITY CONTRACTS**

Policy reserves are determined primarily in accordance with valuation net premiums based on statutory mortality and interest requirements without consideration of withdrawals. Such reserves are calculated generally using the 1958, 1980, 2001 and 2017 Commissioner's Standard Ordinary Tables of Mortality and interest between 3% and 6%. Currently, reserves for new individual life policies are primarily calculated using the principles-based reserve requirements as described in Section VM-20 of the Valuation Manual.

Annuity reserves are calculated using CARVM. For each contract, the reserve is no less than the account value.

---

**NOTES TO FINANCIAL STATEMENTS**


---

1. The Corporation waives deduction of deferred fractional premiums upon death of the insured and returns that portion of the final premium beyond the date of death. Surrender values in excess of the legally computed reserves are carried in Exhibit 5, Section A but are immaterial.
2. Reserves for substandard policies are computed on a mortality basis consistent with the initial underwriting assessment.
3. As of December 31, 2023, the Corporation had \$1,361,854,155 of insurance in force for which the gross premiums were less than the valuation net premiums. Reserves to cover the above insurance totaled \$194,534,635 at year-end of which \$193,264,013 was retained by the Corporation and reported in Exhibit 5-Miscellaneous Reserves.
4. The Tabular Interest has been determined by formula as described in the instructions.  
  
The Tabular less Actual Reserve Released has been determined by formula as described in the instructions.  
  
The Tabular Cost has been determined by formula as described in the instructions.
5. The Tabular Interest on Funds not involving Life Contingencies has been calculated by formula as described in the instructions.
6. None.

**32. ANALYSIS OF ANNUITY ACTUARIAL RESERVES AND DEPOSIT TYPE LIABILITIES BY WITHDRAWAL CHARACTERISTICS**

	AMOUNT	% of TOTAL
<b>A. Subject to discretionary withdrawal:</b>		
(1) With market value adjustment	\$ 0	
(2) At book value less current surrender Charge of 5% or more	0	
(3) At fair value	0	
(4) Total with adjustment or at market value (Total of 1 through 3)	0	
(5) At book value without adjustment (minimal or no charge or adjustment)	2,309,237	96.6%
<b>B. Not subject to discretionary withdrawal</b>	80,723	3.4%
<b>C. Total (gross)</b>	2,389,960	100.0%
<b>D. Reinsurance ceded</b>	0	
<b>E. Total (net) (C)-(D)</b>	2,389,960	
<b>F. Life &amp; Accident &amp; Health Annual Statement</b>		
(1) Exhibit 5, Annuities Section, Total (net)	1,499,978	
(2) Exhibit 5, Supplementary Contracts with Life Contingencies Section, Total (net)	52,022	
(3) Exhibit 7, Deposit-Type Contracts, Line 14, Column 1	837,960	
(4) Subtotal	2,389,960	
<b>Separate Accounts Annual Statement</b>		
(5) Exhibit 3, Line 0299999, Column 2	0	
(6) Exhibit 3, Line 0399999, Column 2	0	
(7) Policyholder dividend and coupon accumulations	0	
(8) Policyholder premiums	0	
(9) Guaranteed interest contracts	0	
(10) Other contract deposit funds	0	
(11) Subtotal	0	
(12) Combined Total (4+11)	\$2,389,960	

## NOTES TO FINANCIAL STATEMENTS

### 33. ANALYSIS OF LIFE ACTUARIAL RESERVES BY WITHDRAWAL CHARACTERISTICS

	General Account			Separate Account - Nonguaranteed		
	Account Value	Cash Value	Reserve	Account Value	Cash Value	Reserve
A. Subject to discretionary withdrawal, surrender values, or policy						
(1) Term Policies with Cash Value		1,513,807	1,595,877			
(2) Universal Life	1,491,857	2,876,278	2,886,575			
(3) Universal Life with Secondary Guarantees						
(4) Indexed Universal Life						
(5) Indexed Universal Life with Secondary Guarantees						
(6) Indexed Life						
(7) Other Permanent Cash Value Life Insurance		15,177,380	16,110,229			
(8) Variable Life						
(9) Variable Universal Life						
(10) Miscellaneous Reserves						
B. Not subject to discretionary withdrawal or no cash values						
(1) Term Policies without Cash Value	XXX	XXX	2,210,291,482	XXX	XXX	
(2) Accidental Death Benefits	XXX	XXX	1,253	XXX	XXX	
(3) Disability - Active Lives	XXX	XXX	367	XXX	XXX	
(4) Disability - Disabled Lives	XXX	XXX	14,683,981	XXX	XXX	
(5) Miscellaneous Reserves	XXX	XXX	232,812,172	XXX	XXX	
C. Total (gross: direct + assumed)			2,478,381,936			
D. Reinsurance Ceded			1,043,069,346			
E. Total (net) (C) - (D)			1,435,312,590			

Life & Accident & Health Annual Statement:		Amount
(1) Exhibit 5, Life Insurance Section, Total (net)		\$ 1,189,148,909
(2) Exhibit 5, Accidental Death Benefits Section, Total (net)		1,253
(3) Exhibit 5, Disability – Active Lives Section, Total (net)		365
(4) Exhibit 5, Disability – Disabled Lives Section, Total (net)		14,640,253
(5) Exhibit 5, Miscellaneous Reserves Section, Total (net)		231,521,810
(6) Subtotal		\$ 1,435,312,590
Separate Accounts Annual Statement:		
(7) Exhibit 3, Line 0299999, Column 2		
(8) Exhibit 3, Line 0499999, Column 2		
(9) Exhibit 3, Line 0599999, Column 2		
(10) Subtotal (Lines (7) through (9))		
(11) Combined Total ((6) and (10))		\$ 1,435,312,590

### 34. PREMIUM AND ANNUITY CONSIDERATIONS DEFERRED AND UNCOLLECTED

Deferred and uncollected life insurance premiums and annuity considerations (net of reinsurance ceded) were as follows at December 31, 2023:

TYPE	GROSS	NET OF LOADING
(1) Industrial	\$0	\$0
(2) Ordinary new business	4,222,077	4,222,077
(3) Ordinary renewal	198,365,932	198,365,932
(4) Credit Life	3,233,568	3,233,568
(5) Group Life	12,582,544	12,582,544
(6) Group Annuity	0	0
(7) Totals	\$218,404,121	\$218,404,121

### 35. SEPARATE ACCOUNTS

Not Applicable

### 36. LOSS/CLAIM ADJUSTMENT EXPENSES

The balance in the liability for unpaid accident and health claim adjustment expenses as of December 31, 2023 and 2022 was \$1.0 million.

The Corporation incurred \$0.3 million benefit and paid \$0.1 million of claim adjustment expenses in the current year, of which \$0.1 million of the paid amount was attributable to insured or covered events of prior years. The Corporation did not increase or decrease the provision for insured events of prior years.

The Corporation took into account estimated anticipated salvage and subrogation in its determination of the liability for unpaid claims/losses and reduced such liability by \$0.



# GENERAL INTERROGATORIES

## PART 1 - COMMON INTERROGATORIES GENERAL

- 1.1 Is the reporting entity a member of an Insurance Holding Company System consisting of two or more affiliated persons, one or more of which is an insurer? ..... Yes [ X ] No [ ]  
If yes, complete Schedule Y, Parts 1, 1A, 2 and 3.
- 1.2 If yes, did the reporting entity register and file with its domiciliary State Insurance Commissioner, Director or Superintendent or with such regulatory official of the state of domicile of the principal insurer in the Holding Company System, a registration statement providing disclosure substantially similar to the standards adopted by the National Association of Insurance Commissioners (NAIC) in its Model Insurance Holding Company System Regulatory Act and model regulations pertaining thereto, or is the reporting entity subject to standards and disclosure requirements substantially similar to those required by such Act and regulations? ..... Yes [ X ] No [ ] N/A [ ]
- 1.3 State Regulating? ..... Connecticut
- 1.4 Is the reporting entity publicly traded or a member of a publicly traded group? ..... Yes [ X ] No [ ]
- 1.5 If the response to 1.4 is yes, provide the CIK (Central Index Key) code issued by the SEC for the entity/group. .... 1067983
- 2.1 Has any change been made during the year of this statement in the charter, by-laws, articles of incorporation, or deed of settlement of the reporting entity? ..... Yes [ ] No [ X ]
- 2.2 If yes, date of change: .....
- 3.1 State as of what date the latest financial examination of the reporting entity was made or is being made. .... 12/31/2020
- 3.2 State the as of date that the latest financial examination report became available from either the state of domicile or the reporting entity. This date should be the date of the examined balance sheet and not the date the report was completed or released. .... 12/31/2020
- 3.3 State as of what date the latest financial examination report became available to other states or the public from either the state of domicile or the reporting entity. This is the release date or completion date of the examination report and not the date of the examination (balance sheet date). .... 02/23/2022
- 3.4 By what department or departments?  
Connecticut Insurance Department .....
- 3.5 Have all financial statement adjustments within the latest financial examination report been accounted for in a subsequent financial statement filed with Departments? ..... Yes [ ] No [ ] N/A [ X ]
- 3.6 Have all of the recommendations within the latest financial examination report been complied with? ..... Yes [ X ] No [ ] N/A [ ]
- 4.1 During the period covered by this statement, did any agent, broker, sales representative, non-affiliated sales/service organization or any combination thereof under common control (other than salaried employees of the reporting entity), receive credit or commissions for or control a substantial part (more than 20 percent of any major line of business measured on direct premiums) of:  
4.11 sales of new business? ..... Yes [ ] No [ X ]  
4.12 renewals? ..... Yes [ ] No [ X ]
- 4.2 During the period covered by this statement, did any sales/service organization owned in whole or in part by the reporting entity or an affiliate, receive credit or commissions for or control a substantial part (more than 20 percent of any major line of business measured on direct premiums) of:  
4.21 sales of new business? ..... Yes [ ] No [ X ]  
4.22 renewals? ..... Yes [ ] No [ X ]
- 5.1 Has the reporting entity been a party to a merger or consolidation during the period covered by this statement? ..... Yes [ ] No [ X ]  
If yes, complete and file the merger history data file with the NAIC.
- 5.2 If yes, provide the name of the entity, NAIC Company Code, and state of domicile (use two letter state abbreviation) for any entity that has ceased to exist as a result of the merger or consolidation.

1 Name of Entity	2 NAIC Company Code	3 State of Domicile

- 6.1 Has the reporting entity had any Certificates of Authority, licenses or registrations (including corporate registration, if applicable) suspended or revoked by any governmental entity during the reporting period? ..... Yes [ ] No [ X ]
- 6.2 If yes, give full information: .....
- 7.1 Does any foreign (non-United States) person or entity directly or indirectly control 10% or more of the reporting entity? ..... Yes [ ] No [ X ]
- 7.2 If yes,  
7.21 State the percentage of foreign control; ..... %  
7.22 State the nationality(s) of the foreign person(s) or entity(s); or if the entity is a mutual or reciprocal, the nationality of its manager or attorney-in-fact and identify the type of entity(s) (e.g., individual, corporation, government, manager or attorney-in-fact).

1 Nationality	2 Type of Entity

## GENERAL INTERROGATORIES

- 8.1 Is the company a subsidiary of a depository institution holding company (DIHC) or a DIHC itself, regulated by the Federal Reserve Board? ..... Yes [ ] No [ X ]
- 8.2 If the response to 8.1 is yes, please identify the name of the DIHC.  
.....
- 8.3 Is the company affiliated with one or more banks, thrifts or securities firms? ..... Yes [ ] No [ X ]
- 8.4 If response to 8.3 is yes, please provide below the names and location (city and state of the main office) of any affiliates regulated by a federal regulatory services agency [i.e. the Federal Reserve Board (FRB), the Office of the Comptroller of the Currency (OCC), the Federal Deposit Insurance Corporation (FDIC) and the Securities Exchange Commission (SEC)] and identify the affiliate's primary federal regulator.

1 Affiliate Name	2 Location (City, State)	3 FRB	4 OCC	5 FDIC	6 SEC

- 8.5 Is the reporting entity a depository institution holding company with significant insurance operations as defined by the Board of Governors of Federal Reserve System or a subsidiary of the depository institution holding company? ..... Yes [ ] No [ X ]
- 8.6 If response to 8.5 is no, is the reporting entity a company or subsidiary of a company that has otherwise been made subject to the Federal Reserve Board's capital rule? ..... Yes [ ] No [ X ] N/A [ ]
9. What is the name and address of the independent certified public accountant or accounting firm retained to conduct the annual audit?  
Deloitte & Touche LLP, 695 E. Main St., Stamford, CT 06901-2141 .....
- 10.1 Has the insurer been granted any exemptions to the prohibited non-audit services provided by the certified independent public accountant requirements as allowed in Section 7H of the Annual Financial Reporting Model Regulation (Model Audit Rule), or substantially similar state law or regulation? ..... Yes [ ] No [ X ]
- 10.2 If the response to 10.1 is yes, provide information related to this exemption:  
.....
- 10.3 Has the insurer been granted any exemptions related to the other requirements of the Annual Financial Reporting Model Regulation as allowed for in Section 18A of the Model Regulation, or substantially similar state law or regulation? ..... Yes [ ] No [ X ]
- 10.4 If the response to 10.3 is yes, provide information related to this exemption:  
.....
- 10.5 Has the reporting entity established an Audit Committee in compliance with the domiciliary state insurance laws? ..... Yes [ ] No [ X ] N/A [ ]
- 10.6 If the response to 10.5 is no or n/a, please explain.  
By formal designation the General Re Corporation ("General Re") Audit Committee serves as the audit committee for certain members of the General Re Group, including but not limited to the Corporation .....
11. What is the name, address and affiliation (officer/employee of the reporting entity or actuary/consultant associated with an actuarial consulting firm) of the individual providing the statement of actuarial opinion/certification?  
Eric Schwartz, Vice President and Appointed Actuary, officer of General Re Life Corporation, 120 Long Ridge Rd, Stamford, CT 06902 .....
- 12.1 Does the reporting entity own any securities of a real estate holding company or otherwise hold real estate indirectly? ..... Yes [ ] No [ X ]
- 12.11 Name of real estate holding company ...
- 12.12 Number of parcels involved .....
- 12.13 Total book/adjusted carrying value ..... \$ .....
- 12.2 If yes, provide explanation  
.....
13. **FOR UNITED STATES BRANCHES OF ALIEN REPORTING ENTITIES ONLY:**
- 13.1 What changes have been made during the year in the United States manager or the United States trustees of the reporting entity?  
.....
- 13.2 Does this statement contain all business transacted for the reporting entity through its United States Branch on risks wherever located? ..... Yes [ ] No [ ]
- 13.3 Have there been any changes made to any of the trust indentures during the year? ..... Yes [ ] No [ ]
- 13.4 If answer to (13.3) is yes, has the domiciliary or entry state approved the changes? ..... Yes [ ] No [ ] N/A [ ]
- 14.1 Are the senior officers (principal executive officer, principal financial officer, principal accounting officer or controller, or persons performing similar functions) of the reporting entity subject to a code of ethics, which includes the following standards? ..... Yes [ X ] No [ ]
- a. Honest and ethical conduct, including the ethical handling of actual or apparent conflicts of interest between personal and professional relationships;
- b. Full, fair, accurate, timely and understandable disclosure in the periodic reports required to be filed by the reporting entity;
- c. Compliance with applicable governmental laws, rules and regulations;
- d. The prompt internal reporting of violations to an appropriate person or persons identified in the code; and
- e. Accountability for adherence to the code.
- 14.11 If the response to 14.1 is No, please explain:  
.....
- 14.2 Has the code of ethics for senior managers been amended? ..... Yes [ ] No [ X ]
- 14.21 If the response to 14.2 is yes, provide information related to amendment(s).  
.....
- 14.3 Have any provisions of the code of ethics been waived for any of the specified officers? ..... Yes [ ] No [ X ]
- 14.31 If the response to 14.3 is yes, provide the nature of any waiver(s).  
.....

**GENERAL INTERROGATORIES**

- 15.1 Is the reporting entity the beneficiary of a Letter of Credit that is unrelated to reinsurance where the issuing or confirming bank is not on the SVO Bank List? ..... Yes [ ] No [ X ]
- 15.2 If the response to 15.1 is yes, indicate the American Bankers Association (ABA) Routing Number and the name of the issuing or confirming bank of the Letter of Credit and describe the circumstances in which the Letter of Credit is triggered.

1 American Bankers Association (ABA) Routing Number	2 Issuing or Confirming Bank Name	3 Circumstances That Can Trigger the Letter of Credit	4 Amount

**BOARD OF DIRECTORS**

16. Is the purchase or sale of all investments of the reporting entity passed upon either by the board of directors or a subordinate committee thereof? ..... Yes [ X ] No [ ]
17. Does the reporting entity keep a complete permanent record of the proceedings of its board of directors and all subordinate committees thereof? ..... Yes [ X ] No [ ]
18. Has the reporting entity an established procedure for disclosure to its board of directors or trustees of any material interest or affiliation on the part of any of its officers, directors, trustees or responsible employees that is in conflict or is likely to conflict with the official duties of such person? ..... Yes [ X ] No [ ]

**FINANCIAL**

19. Has this statement been prepared using a basis of accounting other than Statutory Accounting Principles (e.g., Generally Accepted Accounting Principles)? ..... Yes [ ] No [ X ]
- 20.1 Total amount loaned during the year (inclusive of Separate Accounts, exclusive of policy loans):
- 20.11 To directors or other officers.....\$ .....
  - 20.12 To stockholders not officers.....\$ .....
  - 20.13 Trustees, supreme or grand (Fraternal Only) ..... \$ .....
- 20.2 Total amount of loans outstanding at the end of year (inclusive of Separate Accounts, exclusive of policy loans):
- 20.21 To directors or other officers.....\$ .....
  - 20.22 To stockholders not officers.....\$ .....
  - 20.23 Trustees, supreme or grand (Fraternal Only) ..... \$ .....
- 21.1 Were any assets reported in this statement subject to a contractual obligation to transfer to another party without the liability for such obligation being reported in the statement? ..... Yes [ ] No [ X ]
- 21.2 If yes, state the amount thereof at December 31 of the current year:
- 21.21 Rented from others.....\$ .....
  - 21.22 Borrowed from others.....\$ .....
  - 21.23 Leased from others .....\$ .....
  - 21.24 Other .....\$ .....
- 22.1 Does this statement include payments for assessments as described in the Annual Statement Instructions other than guaranty fund or guaranty association assessments? ..... Yes [ ] No [ X ]
- 22.2 If answer is yes:
- 22.21 Amount paid as losses or risk adjustment \$ .....
  - 22.22 Amount paid as expenses .....\$ .....
  - 22.23 Other amounts paid .....\$ .....
- 23.1 Does the reporting entity report any amounts due from parent, subsidiaries or affiliates on Page 2 of this statement? ..... Yes [ X ] No [ ]
- 23.2 If yes, indicate any amounts receivable from parent included in the Page 2 amount: ..... \$ ..... 1,016,575
- 24.1 Does the insurer utilize third parties to pay agent commissions in which the amounts advanced by the third parties are not settled in full within 90 days? ..... Yes [ ] No [ X ]
- 24.2 If the response to 24.1 is yes, identify the third-party that pays the agents and whether they are a related party.

Name of Third-Party	Is the Third-Party Agent a Related Party (Yes/No)

**INVESTMENT**

- 25.01 Were all the stocks, bonds and other securities owned December 31 of current year, over which the reporting entity has exclusive control, in the actual possession of the reporting entity on said date? (other than securities lending programs addressed in 25.03)..... Yes [ X ] No [ ]

**GENERAL INTERROGATORIES**

- 25.02 If no, give full and complete information, relating thereto  
.....
- 25.03 For securities lending programs, provide a description of the program including value for collateral and amount of loaned securities, and whether collateral is carried on or off-balance sheet. (an alternative is to reference Note 17 where this information is also provided)  
.....
- 25.04 For the reporting entity's securities lending program, report amount of collateral for conforming programs as outlined in the Risk-Based Capital Instructions. .... \$ .....
- 25.05 For the reporting entity's securities lending program, report amount of collateral for other programs. .... \$ .....
- 25.06 Does your securities lending program require 102% (domestic securities) and 105% (foreign securities) from the counterparty at the outset of the contract? ..... Yes [ ] No [ ] N/A [ X ]
- 25.07 Does the reporting entity non-admit when the collateral received from the counterparty falls below 100%? ..... Yes [ ] No [ ] N/A [ X ]
- 25.08 Does the reporting entity or the reporting entity's securities lending agent utilize the Master Securities lending Agreement (MSLA) to conduct securities lending? ..... Yes [ ] No [ ] N/A [ X ]
- 25.09 For the reporting entity's securities lending program state the amount of the following as of December 31 of the current year:
- 25.091 Total fair value of reinvested collateral assets reported on Schedule DL, Parts 1 and 2. .... \$ ..... 0
- 25.092 Total book/adjusted carrying value of reinvested collateral assets reported on Schedule DL, Parts 1 and 2 ..... \$ ..... 0
- 25.093 Total payable for securities lending reported on the liability page. .... \$ ..... 0

- 26.1 Were any of the stocks, bonds or other assets of the reporting entity owned at December 31 of the current year not exclusively under the control of the reporting entity or has the reporting entity sold or transferred any assets subject to a put option contract that is currently in force? (Exclude securities subject to Interrogatory 21.1 and 25.03). .... Yes [ X ] No [ ]
- 26.2 If yes, state the amount thereof at December 31 of the current year:
- 26.21 Subject to repurchase agreements ..... \$ ..... 0
- 26.22 Subject to reverse repurchase agreements ..... \$ ..... 0
- 26.23 Subject to dollar repurchase agreements ..... \$ ..... 0
- 26.24 Subject to reverse dollar repurchase agreements ..... \$ ..... 0
- 26.25 Placed under option agreements ..... \$ ..... 0
- 26.26 Letter stock or securities restricted as to sale -  
excluding FHLB Capital Stock ..... \$ ..... 714,291,331
- 26.27 FHLB Capital Stock ..... \$ ..... 0
- 26.28 On deposit with states ..... \$ ..... 6,411,139
- 26.29 On deposit with other regulatory bodies ..... \$ ..... 221,966,563
- 26.30 Pledged as collateral - excluding collateral pledged to an FHLB ..... \$ ..... 0
- 26.31 Pledged as collateral to FHLB - including assets backing funding agreements ..... \$ ..... 0
- 26.32 Other ..... \$ ..... 6,998,829

26.3 For category (26.26) provide the following:

1 Nature of Restriction	2 Description	3 Amount
ISSUER .....	UNION UNDERWEAR COMPANY .....	183,835,416
ISSUER .....	MARMON CRANE AUSTRALIA LTD .....	30,455,915
ISSUER .....	BERKSHIRE HATHAWAY INC .....	500,000,000

- 27.1 Does the reporting entity have any hedging transactions reported on Schedule DB? ..... Yes [ ] No [ X ]
- 27.2 If yes, has a comprehensive description of the hedging program been made available to the domiciliary state? ..... Yes [ ] No [ ] N/A [ X ]  
If no, attach a description with this statement.

LINES 27.3 through 27.5: FOR LIFE/FRATERNAL REPORTING ENTITIES ONLY:

- 27.3 Does the reporting entity utilize derivatives to hedge variable annuity guarantees subject to fluctuations as a result of interest rate sensitivity? ..... Yes [ ] No [ X ]
- 27.4 If the response to 27.3 is YES, does the reporting entity utilize:
- 27.41 Special accounting provision of SSAP No. 108 ..... Yes [ ] No [ ]
- 27.42 Permitted accounting practice ..... Yes [ ] No [ ]
- 27.43 Other accounting guidance ..... Yes [ ] No [ ]
- 27.5 By responding YES to 27.41 regarding utilizing the special accounting provisions of SSAP No. 108, the reporting entity attests to the following: ..... Yes [ ] No [ ]
- The reporting entity has obtained explicit approval from the domiciliary state.
  - Hedging strategy subject to the special accounting provisions is consistent with the requirements of VM-21.
  - Actuarial certification has been obtained which indicates that the hedging strategy is incorporated within the establishment of VM-21 reserves and provides the impact of the hedging strategy within the Actuarial Guideline Conditional Tail Expectation Amount.
  - Financial Officer Certification has been obtained which indicates that the hedging strategy meets the definition of a Clearly Defined Hedging Strategy within VM-21 and that the Clearly Defined Hedging Strategy is the hedging strategy being used by the company in its actual day-to-day risk mitigation efforts.
- 28.1 Were any preferred stocks or bonds owned as of December 31 of the current year mandatorily convertible into equity, or, at the option of the issuer, convertible into equity? ..... Yes [ ] No [ X ]
- 28.2 If yes, state the amount thereof at December 31 of the current year. .... \$ .....
29. Excluding items in Schedule E - Part 3 - Special Deposits, real estate, mortgage loans and investments held physically in the reporting entity's offices, vaults or safety deposit boxes, were all stocks, bonds and other securities, owned throughout the current year held pursuant to a custodial agreement with a qualified bank or trust company in accordance with Section 1, III - General Examination Considerations, F. Outsourcing of Critical Functions, Custodial or Safekeeping Agreements of the NAIC Financial Condition Examiners Handbook? ..... Yes [ X ] No [ ]
- 29.01 For agreements that comply with the requirements of the NAIC Financial Condition Examiners Handbook, complete the following:

1 Name of Custodian(s)	2 Custodian's Address
Bank of New York, Mellon .....	225 Liberty Street, New York, NY 10286 .....

ANNUAL STATEMENT FOR THE YEAR 2023 OF THE General Re Life Corporation

**GENERAL INTERROGATORIES**

29.02 For all agreements that do not comply with the requirements of the NAIC Financial Condition Examiners Handbook, provide the name, location and a complete explanation:

1 Name(s)	2 Location(s)	3 Complete Explanation(s)
.....	.....	.....

29.03 Have there been any changes, including name changes, in the custodian(s) identified in 29.01 during the current year?..... Yes [ ] No [ X ]

29.04 If yes, give full and complete information relating thereto:

1 Old Custodian	2 New Custodian	3 Date of Change	4 Reason
.....	.....	.....	.....

29.05 Investment management – Identify all investment advisors, investment managers, broker/dealers, including individuals that have the authority to make investment decisions on behalf of the reporting entity. For assets that are managed internally by employees of the reporting entity, note as such. ["...that have access to the investment accounts"; "...handle securities"]

1 Name of Firm or Individual	2 Affiliation
New England Asset Management, Inc. ....	A.....
.....	.....

29.0597 For those firms/individuals listed in the table for Question 29.05, do any firms/individuals unaffiliated with the reporting entity (i.e. designated with a "U") manage more than 10% of the reporting entity's invested assets?..... Yes [ ] No [ X ]

29.0598 For firms/individuals unaffiliated with the reporting entity (i.e. designated with a "U") listed in the table for Question 29.05, does the total assets under management aggregate to more than 50% of the reporting entity's invested assets?..... Yes [ ] No [ X ]

29.06 For those firms or individuals listed in the table for 29.05 with an affiliation code of "A" (affiliated) or "U" (unaffiliated), provide the information for the table below.

1 Central Registration Depository Number	2 Name of Firm or Individual	3 Legal Entity Identifier (LEI)	4 Registered With	5 Investment Management Agreement (IMA) Filed
105900 .....	New England Asset Management, Inc. ....	KUR85E5PS4GQFZTFC130 .....	SEC .....	DS.....
.....	.....	.....	.....	.....

30.1 Does the reporting entity have any diversified mutual funds reported in Schedule D, Part 2 (diversified according to the Securities and Exchange Commission (SEC) in the Investment Company Act of 1940 [Section 5(b)(1)])? ..... Yes [ ] No [ X ]

30.2 If yes, complete the following schedule:

1 CUSIP #	2 Name of Mutual Fund	3 Book/Adjusted Carrying Value
30.2999 - Total		0

30.3 For each mutual fund listed in the table above, complete the following schedule:

1 Name of Mutual Fund (from above table)	2 Name of Significant Holding of the Mutual Fund	3 Amount of Mutual Fund's Book/Adjusted Carrying Value Attributable to the Holding	4 Date of Valuation
.....	.....	.....	.....

ANNUAL STATEMENT FOR THE YEAR 2023 OF THE General Re Life Corporation  
**GENERAL INTERROGATORIES**

31. Provide the following information for all short-term and long-term bonds and all preferred stocks. Do not substitute amortized value or statement value for fair value.

	1	2	3
	Statement (Admitted) Value	Fair Value	Excess of Statement over Fair Value (-), or Fair Value over Statement (+)
31.1 Bonds .....	3,859,683,444	3,860,715,929	1,032,485
31.2 Preferred stocks .....	0	0	0
31.3 Totals	3,859,683,444	3,860,715,929	1,032,485

31.4 Describe the sources or methods utilized in determining the fair values:

The fair value of bonds and preferred stocks are based upon values provided by the SVO unless the SVO did not provide a value, in which case considering values obtained from independent pricing services and based upon expected future cash flows using a current market rate applicable to the yield, credit quality and maturity of the investments. Short term investments and cash equivalents are valued at amortized cost, which approximates fair value.

32.1 Was the rate used to calculate fair value determined by a broker or custodian for any of the securities in Schedule D? ..... Yes [ ] No [ X ]

32.2 If the answer to 32.1 is yes, does the reporting entity have a copy of the broker's or custodian's pricing policy (hard copy or electronic copy) for all brokers or custodians used as a pricing source? ..... Yes [ ] No [ ]

32.3 If the answer to 32.2 is no, describe the reporting entity's process for determining a reliable pricing source for purposes of disclosure of fair value for Schedule D:  
 .....

33.1 Have all the filing requirements of the Purposes and Procedures Manual of the NAIC Investment Analysis Office been followed? ..... Yes [ X ] No [ ]

33.2 If no, list exceptions:  
 .....

34. By self-designating 5GI securities, the reporting entity is certifying the following elements of each self-designated 5GI security:

- a. Documentation necessary to permit a full credit analysis of the security does not exist or an NAIC CRP credit rating for an FE or PL security is not available.
- b. Issuer or obligor is current on all contracted interest and principal payments.
- c. The insurer has an actual expectation of ultimate payment of all contracted interest and principal.

Has the reporting entity self-designated 5GI securities? ..... Yes [ ] No [ X ]

35. By self-designating PLGI securities, the reporting entity is certifying the following elements of each self-designated PLGI security:

- a. The security was purchased prior to January 1, 2018.
- b. The reporting entity is holding capital commensurate with the NAIC Designation reported for the security.
- c. The NAIC Designation was derived from the credit rating assigned by an NAIC CRP in its legal capacity as a NRSRO which is shown on a current private letter rating held by the insurer and available for examination by state insurance regulators.
- d. The reporting entity is not permitted to share this credit rating of the PL security with the SVO.

Has the reporting entity self-designated PLGI securities? ..... Yes [ ] No [ X ]

36. By assigning FE to a Schedule BA non-registered private fund, the reporting entity is certifying the following elements of each self-designated FE fund:

- a. The shares were purchased prior to January 1, 2019.
- b. The reporting entity is holding capital commensurate with the NAIC Designation reported for the security.
- c. The security had a public credit rating(s) with annual surveillance assigned by an NAIC CRP in its legal capacity as an NRSRO prior to January 1, 2019.
- d. The fund only or predominantly holds bonds in its portfolio.
- e. The current reported NAIC Designation was derived from the public credit rating(s) with annual surveillance assigned by an NAIC CRP in its legal capacity as an NRSRO.
- f. The public credit rating(s) with annual surveillance assigned by an NAIC CRP has not lapsed.

Has the reporting entity assigned FE to Schedule BA non-registered private funds that complied with the above criteria? ..... Yes [ ] No [ X ]

37. By rolling/renewing short-term or cash equivalent investments with continued reporting on Schedule DA, Part 1 or Schedule E Part 2 (identified through a code (%) in those investment schedules), the reporting entity is certifying to the following:

- a. The investment is a liquid asset that can be terminated by the reporting entity on the current maturity date.
- b. If the investment is with a nonrelated party or nonaffiliate, then it reflects an arms-length transaction with renewal completed at the discretion of all involved parties.
- c. If the investment is with a related party or affiliate, then the reporting entity has completed robust re-underwriting of the transaction for which documentation is available for regulator review.
- d. Short-term and cash equivalent investments that have been renewed/rolled from the prior period that do not meet the criteria in 37.a - 37.c are reported as long-term investments.

Has the reporting entity rolled/renewed short-term or cash equivalent investments in accordance with these criteria? ..... Yes [ ] No [ ] N/A [ X ]

## GENERAL INTERROGATORIES

38.1 Does the reporting entity directly hold cryptocurrencies? ..... Yes [ ] No [ X ]

38.2 If the response to 38.1 is yes, on what schedule are they reported?  
 .....

39.1 Does the reporting entity directly or indirectly accept cryptocurrencies as payments for premiums on policies? ..... Yes [ ] No [ X ]

39.2 If the response to 39.1 is yes, are the cryptocurrencies held directly or are they immediately converted to U.S. dollars?  
 39.21 Held directly ..... Yes [ ] No [ X ]  
 39.22 Immediately converted to U.S. dollars ..... Yes [ ] No [ X ]

39.3 If the response to 38.1 or 39.1 is yes, list all cryptocurrencies accepted for payments of premiums or that are held directly.

1 Name of Cryptocurrency	2 Immediately Converted to USD, Directly Held, or Both	3 Accepted for Payment of Premiums

### OTHER

40.1 Amount of payments to trade associations, service organizations and statistical or rating bureaus, if any? ..... \$ .....398,395

40.2 List the name of the organization and the amount paid if any such payment represented 25% or more of the total payments to trade associations, service organizations and statistical or rating bureaus during the period covered by this statement.

1 Name	2 Amount Paid

41.1 Amount of payments for legal expenses, if any? ..... \$ ..... 3,370,028

41.2 List the name of the firm and the amount paid if any such payment represented 25% or more of the total payments for legal expenses during the period covered by this statement.

1 Name	2 Amount Paid
Troutman Pepper Hamilton Sanders LLP .....	3,182,887

42.1 Amount of payments for expenditures in connection with matters before legislative bodies, officers or departments of government, if any? ..... \$ .....

42.2 List the name of the firm and the amount paid if any such payment represented 25% or more of the total payment expenditures in connection with matters before legislative bodies, officers, or departments of government during the period covered by this statement.

1 Name	2 Amount Paid

**GENERAL INTERROGATORIES**

**PART 2 - LIFE, ACCIDENT AND HEALTH COMPANIES/FRATERNAL BENEFIT SOCIETIES INTERROGATORIES**

**Life, Accident and Health Companies/Fraternal Benefit Societies:**

- 1.1 Does the reporting entity have any direct Medicare Supplement Insurance in force? ..... Yes [ ] No [ X ]
- 1.2 If yes, indicate premium earned on U.S. business only .....\$ .....
- 1.3 What portion of Item (1.2) is not reported on the Medicare Supplement Insurance Experience Exhibit? .....\$ .....
- 1.31 Reason for excluding:  
.....
- 1.4 Indicate amount of earned premium attributable to Canadian and/or Other Alien not included in Item (1.2) above. ....\$ .....
- 1.5 Indicate total incurred claims on all Medicare Supplement insurance. ....\$ .....0
- 1.6 Individual policies:
- Most current three years:
- 1.61 Total premium earned .....\$ .....0
- 1.62 Total incurred claims .....\$ .....0
- 1.63 Number of covered lives .....0
- All years prior to most current three years
- 1.64 Total premium earned .....\$ .....0
- 1.65 Total incurred claims .....\$ .....0
- 1.66 Number of covered lives .....0
- 1.7 Group policies:
- Most current three years:
- 1.71 Total premium earned .....\$ .....0
- 1.72 Total incurred claims .....\$ .....0
- 1.73 Number of covered lives .....0
- All years prior to most current three years
- 1.74 Total premium earned .....\$ .....0
- 1.75 Total incurred claims .....\$ .....0
- 1.76 Number of covered lives .....0

2. Health Test:

	1 Current Year	2 Prior Year
2.1 Premium Numerator .....		
2.2 Premium Denominator .....	1,183,044,193	1,438,330,458
2.3 Premium Ratio (2.1/2.2) .....	0.000	0.000
2.4 Reserve Numerator .....		
2.5 Reserve Denominator .....	2,424,340,803	2,561,614,420
2.6 Reserve Ratio (2.4/2.5) .....	0.000	0.000

- 3.1 Does this reporting entity have Separate Accounts? ..... Yes [ ] No [ X ]
- 3.2 If yes, has a Separate Accounts Statement been filed with this Department? ..... Yes [ ] No [ ] N/A [ ]
- 3.3 What portion of capital and surplus funds of the reporting entity covered by assets in the Separate Accounts statement, is not currently distributable from the Separate Accounts to the general account for use by the general account? .....\$ .....
- 3.4 State the authority under which Separate Accounts are maintained:  
.....
- 3.5 Was any of the reporting entity's Separate Accounts business reinsured as of December 31? ..... Yes [ ] No [ ]
- 3.6 Has the reporting entity assumed by reinsurance any Separate Accounts business as of December 31? ..... Yes [ ] No [ ]
- 3.7 If the reporting entity has assumed Separate Accounts business, how much, if any, reinsurance assumed receivable for reinsurance of Separate Accounts reserve expense allowances is included as a negative amount in the liability for "Transfers to Separate Accounts due or accrued (net)"? .....\$ .....
4. For reporting entities having sold annuities to another insurer where the insurer purchasing the annuities has obtained a release of liability from the claimant (payee) as the result of the purchase of an annuity from the reporting entity only:
- 4.1 Amount of loss reserves established by these annuities during the current year: .....\$ .....
- 4.2 List the name and location of the insurance company purchasing the annuities and the statement value on the purchase date of the annuities.

1	2 Statement Value on Purchase Date of Annuities (i.e., Present Value)
P&C Insurance Company And Location	



# GENERAL INTERROGATORIES

## PART 2 - LIFE, ACCIDENT AND HEALTH COMPANIES/FRATERNAL BENEFIT SOCIETIES INTERROGATORIES

- 5.1 Do you act as a custodian for health savings accounts? ..... Yes [ ] No [ X ]
- 5.2 If yes, please provide the amount of custodial funds held as of the reporting date. .... \$ .....
- 5.3 Do you act as an administrator for health savings accounts? ..... Yes [ ] No [ X ]
- 5.4 If yes, please provide the balance of funds administered as of the reporting date. .... \$ .....
- 6.1 Are any of the captive affiliates reported on Schedule S, Part 3, authorized reinsurers? ..... Yes [ ] No [ ] N/A [ X ]
- 6.2 If the answer to 6.1 is yes, please provide the following:

1 Company Name	2 NAIC Company Code	3 Domiciliary Jurisdiction	4 Reserve Credit	Assets Supporting Reserve Credit		
				5 Letters of Credit	6 Trust Agreements	7 Other
.....	.....	.....	.....	.....	.....	.....

7. Provide the following for individual ordinary life insurance\* policies (U.S. business only) for the current year (prior to reinsurance assumed or ceded):
- 7.1 Direct Premium Written ..... \$ .....
- 7.2 Total Incurred Claims ..... \$ .....
- 7.3 Number of Covered Lives ..... .....

*Ordinary Life Insurance Includes
Term (whether full underwriting, limited underwriting, jet issue, "short form app")
Whole Life (whether full underwriting, limited underwriting, jet issue, "short form app")
Variable Life (with or without secondary gurarantee)
Universal Life (with or without secondary gurarantee)
Variable Universal Life (with or without secondary gurarantee)

8. Is the reporting entity licensed or chartered, registered, qualified, eligible or writing business in at least two states? ..... Yes [ X ] No [ ]
- 8.1 If no, does the reporting entity assume reinsurance business that covers risks residing in at least one state other than the state of domicile of the reporting entity? ..... Yes [ ] No [ ]

**Life, Accident and Health Companies Only:**

- 9.1 Are personnel or facilities of this reporting entity used by another entity or entities or are personnel or facilities of another entity or entities used by this reporting entity (except for activities such as administration of jointly underwritten group contracts and joint mortality or morbidity studies)? ..... Yes [ X ] No [ ]
- 9.2 Net reimbursement of such expenses between reporting entities:
- 9.21 Paid ..... \$ ..... 23,543,473
- 9.22 Received ..... \$ ..... 70,000
- 10.1 Does the reporting entity write any guaranteed interest contracts? ..... Yes [ ] No [ X ]
- 10.2 If yes, what amount pertaining to these lines is included in:
- 10.21 Page 3, Line 1 ..... \$ .....
- 10.22 Page 4, Line 1 ..... \$ .....
11. For stock reporting entities only:
- 11.1 Total amount paid in by stockholders as surplus funds since organization of the reporting entity: ..... \$ ..... 1,086,429,507
12. Total dividends paid stockholders since organization of the reporting entity:
- 12.11 Cash ..... \$ ..... 648,492,258
- 12.12 Stock ..... \$ .....
- 13.1 Does the reporting entity reinsure any Workers' Compensation Carve-Out business defined as: ..... Yes [ X ] No [ ]  
 Reinsurance (including retrocessional reinsurance) assumed by life and health insurers of medical, wage loss and death benefits of the occupational illness and accident exposures, but not the employers liability exposures, of business originally written as workers' compensation insurance.
- 13.2 If yes, has the reporting entity completed the Workers' Compensation Carve-Out Supplement to the Annual Statement? ..... Yes [ X ] No [ ]
- 13.3 If 13.1 is yes, the amounts of earned premiums and claims incurred in this statement are:

	1 Reinsurance Assumed	2 Reinsurance Ceded	3 Net Retained
13.31 Earned premium .....0			
13.32 Paid claims ..... 281,000	281,000		281,000
13.33 Claim liability and reserve (beginning of year) ..... 47,308,000	47,308,000	3,731,000	43,577,000
13.34 Claim liability and reserve (end of year) ..... 34,740,000	34,740,000	1,730,000	33,010,000
13.35 Incurred claims ..... (12,287,000)	(12,287,000)	(2,001,000)	(10,286,000)

# GENERAL INTERROGATORIES

## PART 2 - LIFE, ACCIDENT AND HEALTH COMPANIES/FRATERNAL BENEFIT SOCIETIES INTERROGATORIES

13.4 If reinsurance assumed included amounts with attachment points below \$1,000,000, the distribution of the amounts reported in Lines 13.31 and 13.34 for Column (1) are:

	Attachment Point	1 Earned Premium	2 Claim Liability and Reserve
13.41	<\$25,000	.....	..... 31,989,000
13.42	\$25,000 - 99,999	.....	.....
13.43	\$100,000 - 249,999	.....	..... 5,789,000
13.44	\$250,000 - 999,999	.....	..... 4,611,000
13.45	\$1,000,000 or more	.....	.....

13.5 What portion of earned premium reported in 13.31, Column 1 was assumed from pools? ..... \$ .....

**Fraternal Benefit Societies Only:**

- 14. Is the reporting entity organized and conducted on the lodge system, with ritualistic form of work and representative form of government? ..... Yes [ ] No [ X ]
- 15. How often are meetings of the subordinate branches required to be held?  
.....
- 16. How are the subordinate branches represented in the supreme or governing body?  
.....
- 17. What is the basis of representation in the governing body?  
.....
- 18.1 How often are regular meetings of the governing body held?  
.....
- 18.2 When was the last regular meeting of the governing body held? .....
- 18.3 When and where will the next regular or special meeting of the governing body be held?  
.....
- 18.4 How many members of the governing body attended the last regular meeting? .....
- 18.5 How many of the same were delegates of the subordinate branches? .....
- 19. How are the expenses of the governing body defrayed?  
.....
- 20. When and by whom are the officers and directors elected?  
.....
- 21. What are the qualifications for membership?  
.....
- 22. What are the limiting ages for admission?  
.....
- 23. What is the minimum and maximum insurance that may be issued on any one life?  
.....
- 24. Is a medical examination required before issuing a benefit certificate to applicants? ..... Yes [ ] No [ X ]
- 25. Are applicants admitted to membership without filing an application with and becoming a member of a local branch by ballot and initiation? ..... Yes [ ] No [ X ]
- 26.1 Are notices of the payments required sent to the members? ..... Yes [ ] No [ ] N/A [ X ]
- 26.2 If yes, do the notices state the purpose for which the money is to be used? ..... Yes [ ] No [ X ]
- 27. What proportion of first and subsequent year's payments may be used for management expenses?  
27.11 First Year ..... %  
27.12 Subsequent Years ..... %
- 28.1 Is any part of the mortuary, disability, emergency or reserve fund, or the accretions from or payments for the same, used for expenses? ..... Yes [ ] No [ X ]
- 28.2 If so, what amount and for what purpose? ..... \$ .....
- 29.1 Does the reporting entity pay an old age disability benefit? ..... Yes [ ] No [ X ]
- 29.2 If yes, at what age does the benefit commence? .....
- 30.1 Has the constitution or have the laws of the reporting entity been amended during the year? ..... Yes [ ] No [ ]
- 30.2 If yes, when?  
.....
- 31. Have you filed with this Department all forms of benefit certificates issued, a copy of the constitution and all of the laws, rules and regulations in force at the present time? ..... Yes [ ] No [ X ]
- 32.1 State whether all or a portion of the regular insurance contributions were waived during the current year under premium-paying certificates on account of meeting attained age or membership requirements? ..... Yes [ ] No [ X ]
- 32.2 If so, was an additional reserve included in Exhibit 5? ..... Yes [ ] No [ X ] N/A [ ]
- 32.3 If yes, explain  
.....
- 33.1 Has the reporting entity reinsured, amalgamated with, or absorbed any company, order, society, or association during the year? ..... Yes [ ] No [ X ]
- 33.2 If yes, was there any contract agreement, or understanding, written or oral, expressed or implied, by means of which any officer, director, trustee, or any other person, or firm, corporation, society or association, received or is to receive any fee, commission, emolument, or compensation of any nature whatsoever in connection with, on an account of such reinsurance, amalgamation, absorption, or transfer of membership or funds? ..... Yes [ ] No [ ] N/A [ ]
- 34. Has any present or former officer, director, trustee, incorporator, or any other persons, or any firm, corporation, society or association, any claims of any nature whatsoever against this reporting entity, which is not included in the liabilities on Page 3 of this statement? ..... Yes [ ] No [ X ]
- 35.1 Does the reporting entity have outstanding assessments in the form of liens against policy benefits that have increased surplus? ..... Yes [ ] No [ X ]
- 35.2 If yes, what is the date of the original lien and the total outstanding balance of liens that remain in surplus?

Date	Outstanding Lien Amount
.....	.....

ANNUAL STATEMENT FOR THE YEAR 2023 OF THE General Re Life Corporation

**FIVE-YEAR HISTORICAL DATA**

Show amounts in whole dollars only, no cents; show percentages to one decimal place, i.e. 17.6.  
\$000 omitted for amounts of life insurance

	1 2023	2 2022	3 2021	4 2020	5 2019
<b>Life Insurance in Force</b> (Exhibit of Life Insurance)					
1. Ordinary - whole life and endowment (Line 34, Col. 4) .....	245,169	248,178	251,266	153,328	156,649
2. Ordinary - term (Line 21, Col. 4, less Line 34, Col. 4) .....	381,984,569	326,718,042	276,320,194	221,753,683	175,816,010
3. Credit life (Line 21, Col. 6) .....	13,908,951	12,675,124	11,724,304	7,563,111	603,624
4. Group, excluding FEGLI/SGLI (Line 21, Col. 9 less Lines 43 & 44, Col. 4) .....	22,541,276	29,704,565	38,229,728	28,173,929	16,827,213
5. Industrial (Line 21, Col. 2) .....	0	0	0	0	0
6. FEGLI/SGLI (Lines 43 & 44, Col. 4) .....	0	0	0	0	0
7. Total (Line 21, Col. 10) .....	418,679,965	369,345,909	326,525,492	257,644,051	193,403,496
7.1 Total in force for which VM-20 deterministic/stochastic reserves are calculated .....		161,058,945	104,811,797	55,907,518	0
<b>New Business Issued</b> (Exhibit of Life Insurance)					
8. Ordinary - whole life and endowment (Line 34, Col. 2) .....	0	0	0	0	0
9. Ordinary - term (Line 2, Col. 4, less Line 34, Col. 2) .....	0	0	0	0	0
10. Credit life (Line 2, Col. 6) .....	0	0	0	0	0
11. Group (Line 2, Col. 9) .....	0	0	0	0	0
12. Industrial (Line 2, Col. 2) .....	0	0	0	0	0
13. Total (Line 2, Col. 10) .....	0	0	0	0	0
<b>Premium Income - Lines of Business</b> (Exhibit 1 - Part 1)					
14. Individual life (Line 20.4, Col. 2) .....	223,522,334				
15. Group life (Line 20.4, Col. 3) .....	57,770,585				
16. Individual annuities (Line 20.4, Col. 4) .....	15,106	13,265	12,040	43,229	12,056
17. Group annuities (Line 20.4, Col. 5) .....	0	0	0	0	0
18. Accident & Health (Line 20.4, Col. 6) .....	363,645,057	404,567,155	446,204,672	442,190,780	437,300,860
19. Other lines of business (Line 20.4, Col. 8) .....	0	0	0	0	0
20. Total .....	644,953,082	404,580,420	446,216,712	442,234,009	437,312,916
<b>Balance Sheet (Pages 2 &amp; 3)</b>					
21. Total admitted assets excluding Separate Accounts business (Page 2, Line 26, Col. 3) .....	5,327,655,114	5,189,222,614	5,020,166,571	4,851,659,714	4,593,286,752
22. Total liabilities excluding Separate Accounts business (Page 3, Line 26) .....	3,996,366,379	4,193,607,199	4,142,070,484	3,896,464,767	3,790,768,065
23. Aggregate life reserves (Page 3, Line 1) .....	1,436,864,589	1,579,267,939	1,536,740,698	1,559,235,178	1,566,112,564
23.1 Excess VM-20 deterministic/stochastic reserve over NPR related to Line 7.1 .....		42,877,850	242,288	7,113,443	0
24. Aggregate A & H reserves (Page 3, Line 2) .....	585,480,194	540,860,397	549,796,507	500,947,728	406,900,486
25. Deposit-type contract funds (Page 3, Line 3) .....	837,960	871,071	905,838	984,358	1,034,161
26. Asset valuation reserve (Page 3, Line 24.01) .....	3,391,645	3,347,695	23,068,763	12,209,734	133,873,920
27. Capital (Page 3, Lines 29 and 30) .....	108,750,000	108,750,000	108,750,000	108,750,000	108,750,000
28. Surplus (Page 3, Line 37) .....	1,222,538,735	886,865,415	769,346,087	846,444,947	693,768,687
<b>Cash Flow (Page 5)</b>					
29. Net Cash from Operations (Line 11) .....	149,670,854	201,614,563	50,029,824	(13,587,968)	178,216,178
<b>Risk-Based Capital Analysis</b>					
30. Total adjusted capital .....	1,334,680,380	998,963,110	901,164,850	967,404,681	936,392,611
31. Authorized control level risk - based capital .....	156,300,048	153,355,811	161,468,040	139,852,334	180,571,714
<b>Percentage Distribution of Cash, Cash Equivalents and Invested Assets</b> (Page 2, Col. 3) (Line No. /Page 2, Line 12, Col. 3) x 100.0					
32. Bonds (Line 1) .....	11.1	11.0	2.5	1.2	1.2
33. Stocks (Lines 2.1 and 2.2) .....	0.4	0.4	5.9	5.1	20.2
34. Mortgage loans on real estate(Lines 3.1 and 3.2) .....	0.0	0.0	0.0	0.0	0.0
35. Real estate (Lines 4.1, 4.2 and 4.3) .....	0.0	0.0	0.0	0.0	0.0
36. Cash, cash equivalents and short-term investments (Line 5) .....	73.2	72.2	74.4	76.1	65.5
37. Contract loans (Line 6) .....	0.0	0.0	0.0	0.0	0.0
38. Derivatives (Page 2, Line 7) .....	0.0	0.0	0.0	0.0	0.0
39. Other invested assets (Line 8) .....	15.2	16.4	17.2	17.6	13.0
40. Receivables for securities (Line 9) .....	0.0	0.0	0.0	0.0	0.0
41. Securities lending reinvested collateral assets (Line 10) .....	0.0	0.0	0.0	0.0	0.0
42. Aggregate write-ins for invested assets (Line 11) .....	0.0	0.0	0.0	0.0	0.0
43. Cash, cash equivalents and invested assets (Line 12) .....	100.0	100.0	100.0	100.0	100.0
<b>Investments in Parent, Subsidiaries and Affiliates</b>					
44. Affiliated bonds (Schedule D Summary, Line 12, Col. 1) .....	0	0	0	0	0
45. Affiliated preferred stocks (Schedule D Summary, Line 18, Col. 1) .....	0	0	0	0	0
46. Affiliated common stocks (Schedule D Summary Line 24, Col. 1), .....	19,208,644	18,880,908	18,827,913	14,570,878	14,794,556
47. Affiliated short-term investments (subtotal included in Schedule DA Verification, Col. 5, Line 10) .....	0	0	0	0	0
48. Affiliated mortgage loans on real estate .....	0	0	0	0	0
49. All other affiliated .....	714,291,331	739,312,732	747,287,776	755,302,124	551,866,233
50. Total of above Lines 44 to 49 .....	733,499,975	758,193,640	766,115,689	769,873,002	566,660,789
51. Total Investment in Parent included in Lines 44 to 49 above .....	500,000,000	500,000,000	500,000,000	500,000,000	500,000,000

ANNUAL STATEMENT FOR THE YEAR 2023 OF THE General Re Life Corporation

**FIVE-YEAR HISTORICAL DATA**

(Continued)

	1 2023	2 2022	3 2021	4 2020	5 2019
<b>Total Nonadmitted and Admitted Assets</b>					
52. Total nonadmitted assets (Page 2, Line 28, Col. 2).....	9,816,942	10,009,764	17,354,813	7,811,364	33,430,762
53. Total admitted assets (Page 2, Line 28, Col. 3) .....	5,327,655,114	5,189,222,614	5,020,166,571	4,851,659,714	4,593,286,752
<b>Investment Data</b>					
54. Net investment income (Exhibit of Net Investment Income) .....	200,854,837	102,943,401	64,302,635	86,365,721	126,208,402
55. Realized capital gains (losses) (Page 4, Line 34, Column 1) .....	(7,103,165)	3,441,624	0	320,912,805	41,548,329
56. Unrealized capital gains (losses) (Page 4, Line 38, Column 1) .....	327,736	(13,427,683)	29,153,979	(217,071,312)	134,364,150
57. Total of above Lines 54, 55 and 56 .....	194,079,408	92,957,342	93,456,614	190,207,214	302,120,881
<b>Benefits and Reserve Increases (Page 6)</b>					
58. Total contract/certificate benefits - life (Lines 10, 11, 12, 13, 14 and 15, Col. 1 minus Lines 10, 11, 12, 13, 14 and 15, Cols. 6, 7 and 8) .....	582,473,261	851,896,462	1,130,834,656	886,628,126	756,187,960
59. Total contract/certificate benefits - A & H (Lines 13 & 14, Col. 6) .....	266,893,709	269,582,497	262,494,038	291,375,350	250,462,319
60. Increase in life reserves - other than group and annuities (Line 19, Col. 2) .....	73,451,719	40,101,302	4,796,125	(2,230,579)	(4,147,064)
61. Increase in A & H reserves (Line 19, Col. 6) .....	41,526,735	6,525,122	63,533,488	68,779,334	72,236,617
62. Dividends to policyholders and refunds to members (Line 30, Col. 1) .....	0	0	0	0	0
<b>Operating Percentages</b>					
63. Insurance expense percent (Page 6, Col. 1, Lines 21, 22 & 23, less Line 6)/(Page 6, Col. 1, Line 1 plus Exhibit 7, Col. 2, Line 2) x 100.0 .....	13.4	12.0	11.8	12.2	13.0
64. Lapse percent (ordinary only) [(Exhibit of Life Insurance, Col. 4, Lines 14 & 15) / 1/2 (Exhibit of Life Insurance, Col. 4, Lines 1 & 21)] x 100.0 .....	4.6	6.3	6.4	6.4	8.8
65. A & H loss percent (Schedule H, Part 1, Lines 5 and 6, Col. 2) .....	85.7	64.7	69.7	87.2	72.9
66. A & H cost containment percent (Schedule H, Pt. 1, Line 4, Col. 2) .....	0.0	0.0	0.0	0.0	0.0
67. A & H expense percent excluding cost containment expenses (Schedule H, Pt. 1, Line 10, Col. 2) .....	22.4	20.1	21.4	22.5	23.8
<b>A &amp; H Claim Reserve Adequacy</b>					
68. Incurred losses on prior years' claims - comprehensive group health (Sch. H, Part 3, Line 3.1 Col. 3) .....	0		XXX	XXX	XXX
69. Prior years' claim liability and reserve - comprehensive group health (Sch. H, Part 3, Line 3.2 Col. 3) .....	0		XXX	XXX	XXX
70. Incurred losses on prior years' claims-health other than comprehensive group health (Sch. H, Part 3, Line 3.1 Col. 1 less Col. 3) .....	513,851,154	497,526,709	XXX	XXX	XXX
71. Prior years' claim liability and reserve-health other than comprehensive group health (Sch. H, Part 3, Line 3.2 Col. 1 less Col. 3) .....	553,409,549	552,628,308	XXX	XXX	XXX
<b>Net Gains From Operations After Dividends to Policyholders, Refunds to Members, Federal Income Taxes and Before Realized Capital Gains or (Losses) by Lines of Business (Page 6.x, Line 33)</b>					
72. Individual industrial life (Page 6.1, Col. 2) .....	0	0			
73. Individual whole life (Page 6.1, Col. 3) .....	1,898,687	(43,210)	1,782,874	5,811,946	348,488
74. Individual term life (Page 6.1, Col. 4) .....	15,780,974	9,613,103	20,505,531	6,686,108	54,469,970
75. Individual indexed life (Page 6.1, Col. 5) .....	0	0			
76. Individual universal life (Page 6.1, Col. 6) .....	2,869,931	2,108,126	1,929,197	330,600	(633,725)
77. Individual universal life with secondary guarantees (Page 6.1, Col. 7) .....	0	0			
78. Individual variable life (Page 6.1, Col. 8) .....	0	0			
79. Individual variable universal life (Page 6.1, Col. 9) .....	0	0			
80. Individual credit life (Page 6.1, Col. 10) .....	8,407,299	(13,957,410)	(10,964,726)	(708,389)	276,892
81. Individual other life (Page 6.1, Col. 11) .....	51,362,702	40,240,223	21,834,441	22,324,322	312,217
82. Individual YRT mortality risk only (Page 6.1, Col. 12) .....	265,503,704	16,494,143	(47,958,600)	(297,048)	110,005,636
83. Group whole life (Page 6.2, Col. 2) .....	0	0			
84. Group term life (Page 6.2, Col. 3) .....	0	0			
85. Group universal life (Page 6.2, Col. 4) .....	0	0			
86. Group variable life (Page 6.2, Col. 5) .....	0	0			
87. Group variable universal life (Page 6.2, Col. 6) .....	0	0			
88. Group credit life (Page 6.2, Col. 7) .....	0	0	63,910	(51)	(119)
89. Group other life (Page 6.2, Col. 8) .....	18,774,563	25,452,840	(67,611,172)	780,971	2,193,076
90. Group YRT mortality risk only (Page 6.2, Col. 9) .....	0	0			
91. Individual deferred fixed annuities (Page 6.3, Col. 2) .....	(52,204)	11,750	(3,402)	5,199	43,582
92. Individual deferred indexed annuities (Page 6.3, Col. 3) .....	0	0			
93. Individual deferred variable annuities with guarantees (Page 6.3, Col. 4) .....	0	0			
94. Individual deferred variable annuities without guarantees (Page 6.3, Col. 5) .....	0	0			
95. Individual life contingent payout (immediate and annuitization) (Page 6.3, Col. 6) .....	0	0			
96. Individual other annuities (Page 6.3, Col. 7) .....	0	0			
97. Group deferred fixed annuities (Page 6.4, Col. 2) .....	0	0			
98. Group deferred indexed annuities (Page 6.4, Col. 3) .....	0	0			
99. Group deferred variable annuities with guarantees (Page 6.4, Col. 4) .....	0	0			
100. Group deferred variable annuities without guarantees (Page 6.4, Col. 5) .....	0	0			
101. Group life contingent payout (immediate and annuitization) (Page 6.4, Col. 6) .....	0	0			
102. Group other annuities (Page 6.4, Col. 7) .....	0	0			
103. A & H-comprehensive individual (Page 6.5, Col. 2) .....	0	0			
104. A & H-comprehensive group (Page 6.5, Col. 3) .....	0	0			
105. A & H-Medicare supplement (Page 6.5, Col. 4) .....	18,999,962	20,041,085	3,209,418	(3,154,463)	(9,723,097)
106. A & H-vision only (Page 6.5, Col. 5) .....	0	0			
107. A & H-dental only (Page 6.5, Col. 6) .....	0	0			
108. A & H-Federal employees health benefits plan (Page 6.5, Col. 7) .....	0	0			
109. A & H-Title XVIII Medicare (Page 6.5, Col. 8) .....	0	0			
110. A & H-Title XIX Medicaid (Page 6.5, Col. 9) .....	0	0			
111. A & H-credit (Page 6.5, Col. 10) .....	0	0	242,637	300	7
112. A & H-disability income (Page 6.5, Col. 11) .....	(10,298,553)	25,691,165	13,781,830	(1,812,840)	11,859,003
113. A & H-long-term care (Page 6.5, Col. 12) .....	(53,591,022)	(44,088,230)	(38,116,939)	(37,345,833)	(32,976,314)
114. A & H-other (Page 6.5, Col. 13) .....	26,702,031	11,374,868	11,692,154	9,169,710	34,212,776
115. Aggregate of all other lines of business (Page 6, Col. 8) .....	0	0			
116. Fraternal (Page 6, Col. 7) .....	0	0			
117. Total (Page 6, Col. 1) .....	346,358,074	92,938,453	(89,612,847)	1,790,532	170,388,392

NOTE: If a party to a merger, have the two most recent years of this exhibit been restated due to a merger in compliance with the disclosure requirements of SSAP No. 3, Accounting Changes and Correction of Errors? Yes [ ] No [ ]  
If no, please explain: .....



ANNUAL STATEMENT FOR THE YEAR 2023 OF THE General Re Life Corporation  
**LIFE INSURANCE (STATE PAGE)<sup>(b)</sup>**

NAIC Group Code 0031

BUSINESS IN THE STATE OF Alabama

DURING THE YEAR 2023

NAIC Company Code 86258

Line of Business	1 Premiums and Annuities Considerations	2 Other Considerations	Dividends to Policyholders/Refunds to Members				7 Total (Col. 3+4+5+6)	Claims and Benefits Paid				
			3 Paid in Cash or Left on Deposit	4 Applied to Pay Renewal Premiums	5 Applied to Provide Paid-Up Additions or Shorten the Endowment or Premium-Paying Period	6 Other		8 Death and Annuity Benefits	9 Matured Endowments	10 Surrender Values and Withdrawals for Life Contracts	11 All Other Benefits	12 Total (Sum Columns 8 through 11)
Individual Life												
1. Industrial .....												
2. Whole .....												
3. Term .....												
4. Indexed .....												
5. Universal .....												
6. Universal with secondary guarantees .....												
7. Variable .....												
8. Variable universal .....												
9. Credit .....												
10. Other .....	(f)											
11. Total Individual Life												
Group Life												
12. Whole .....												
13. Term .....												
14. Universal .....												
15. Variable .....												
16. Variable universal .....												
17. Credit .....												
18. Other .....	(f)											
19. Total Group Life												
Individual Annuities												
20. Fixed .....												
21. Indexed .....												
22. Variable with guarantees .....												
23. Variable without guarantees .....												
24. Life contingent payout .....												
25. Other .....	(f)											
26. Total Individual Annuities												
Group Annuities												
27. Fixed .....												
28. Indexed .....												
29. Variable with guarantees .....												
30. Variable without guarantees .....												
31. Life contingent payout .....												
32. Other .....	(f)											
33. Total Group Annuities												
Accident and Health												
34. Comprehensive individual .....	(d)							XXX	XXX	XXX		
35. Comprehensive group .....	(d)							XXX	XXX	XXX		
36. Medicare Supplement .....	(d)							XXX	XXX	XXX		
37. Vision only .....	(d)							XXX	XXX	XXX		
38. Dental only .....	(d)							XXX	XXX	XXX		
39. Federal Employees Health Benefits Plan .....	(d)							XXX	XXX	XXX		
40. Title XVIII Medicare .....	(d)	(e)						XXX	XXX	XXX		
41. Title XIX Medicaid .....	(d)							XXX	XXX	XXX		
42. Credit A&H .....								XXX	XXX	XXX		
43. Disability income .....	(d)							XXX	XXX	XXX		
44. Long-term care .....	(d)							XXX	XXX	XXX		
45. Other health .....	(d)							XXX	XXX	XXX		
46. Total Accident and Health								XXX	XXX	XXX		
47. Total	(c)											

**NONE**

24.AL

ANNUAL STATEMENT FOR THE YEAR 2023 OF THE General Re Life Corporation

LIFE INSURANCE (STATE PAGE) (Continued)<sup>(b)</sup>

NAIC Group Code 0031

BUSINESS IN THE STATE OF

Alabama

DURING THE YEAR 2023

NAIC Company Code 86258

Line of Business	13 Incurred During Current Year	13 Claims Settled During Current Year								22 Unpaid December 31, Current Year	22 Issued During Year		22 Other Changes to In Force (Net)		22 In Force December 31, Current Year (b)	
		Totals Paid		Reduction by Compromise		Amount Rejected		Total Settled During Current Year			23	24	25	26	27	28
		14 Number of Pols/ Certs	15 Amount	16 Number of Pols/ Certs	17 Amount	18 Number of Pols/ Certs	19 Amount	20 Number of Pols/ Certs	21 Amount		Number of Pols/ Certs	Amount	Number of Pols/ Certs	Amount	Number of Pols/ Certs	Amount
Individual Life																
1. Industrial																
2. Whole																
3. Term																
4. Indexed																
5. Universal																
6. Universal with secondary guarantees																
7. Variable																
8. Variable universal																
9. Credit																
10. Other (f)																
11. Total Individual Life																
Group Life																
12. Whole																
13. Term																
14. Universal																
15. Variable																
16. Variable universal																
17. Credit																
18. Other (f)																
19. Total Group Life																
Individual Annuities																
20. Fixed																
21. Indexed																
22. Variable with guarantees																
23. Variable without guarantees																
24. Life contingent payout																
25. Other (f)																
26. Total Individual Annuities																
Group Annuities																
27. Fixed																
28. Indexed																
29. Variable with guarantees																
30. Variable without guarantees																
31. Life contingent payout																
32. Other (f)																
33. Total Group Annuities																
Accident and Health																
34. Comprehensive individual (d)	XXX	XXX	XXX	XXX	XXX	XXX	XXX	XXX	XXX	XXX	XXX	XXX	XXX	XXX	XXX	XXX
35. Comprehensive group (d)	XXX	XXX	XXX	XXX	XXX	XXX	XXX	XXX	XXX	XXX	XXX	XXX	XXX	XXX	XXX	XXX
36. Medicare Supplement (d)	XXX	XXX	XXX	XXX	XXX	XXX	XXX	XXX	XXX	XXX	XXX	XXX	XXX	XXX	XXX	XXX
37. Vision only (d)	XXX	XXX	XXX	XXX	XXX	XXX	XXX	XXX	XXX	XXX	XXX	XXX	XXX	XXX	XXX	XXX
38. Dental only (d)	XXX	XXX	XXX	XXX	XXX	XXX	XXX	XXX	XXX	XXX	XXX	XXX	XXX	XXX	XXX	XXX
39. Federal Employees Health Benefits Plan (d)	XXX	XXX	XXX	XXX	XXX	XXX	XXX	XXX	XXX	XXX	XXX	XXX	XXX	XXX	XXX	XXX
40. Title XVIII Medicare (d)	XXX	XXX	XXX	XXX	XXX	XXX	XXX	XXX	XXX	XXX	XXX	XXX	XXX	XXX	XXX	XXX
41. Title XIX Medicaid (d)	XXX	XXX	XXX	XXX	XXX	XXX	XXX	XXX	XXX	XXX	XXX	XXX	XXX	XXX	XXX	XXX
42. Credit A&H	XXX	XXX	XXX	XXX	XXX	XXX	XXX	XXX	XXX	XXX	XXX	XXX	XXX	XXX	XXX	XXX
43. Disability income (d)	XXX	XXX	XXX	XXX	XXX	XXX	XXX	XXX	XXX	XXX	XXX	XXX	XXX	XXX	XXX	XXX
44. Long-term care (d)	XXX	XXX	XXX	XXX	XXX	XXX	XXX	XXX	XXX	XXX	XXX	XXX	XXX	XXX	XXX	XXX
45. Other health (d)	XXX	XXX	XXX	XXX	XXX	XXX	XXX	XXX	XXX	XXX	XXX	XXX	XXX	XXX	XXX	XXX
46. Total Accident and Health	XXX	XXX	XXX	XXX	XXX	XXX	XXX	XXX	XXX	XXX	XXX	XXX	XXX	XXX	XXX	XXX
47. TOTAL																

NONE

(a) Includes Group Credit Life Insurance Loans less than or equal to 60 months at issue, prior year \$ \_\_\_\_\_, current year \$ \_\_\_\_\_. Loans greater than 60 months at issue BUT NOT GREATER THAN 120 MONTHS prior year \$ \_\_\_\_\_, current year \$ \_\_\_\_\_.

(b) Corporate Owned Life Insurance/BOLI: 1) Number of policies: \_\_\_\_\_ 2) covering number of lives: \_\_\_\_\_ 3) face amount \$ \_\_\_\_\_.

(c) Deposit-Type Contract Considerations NOT included in Total Premiums and Annuities Considerations: Individual: \$ \_\_\_\_\_ Group: \$ \_\_\_\_\_ Total: \$ \_\_\_\_\_.

(d) For health business on indicated lines report: Number of persons insured under PPO managed care products \_\_\_\_\_ and number of persons insured under indemnity only products \_\_\_\_\_.

(e) For health premiums written: amount of Medicare Title XVIII exempt from state taxes or fees \$ \_\_\_\_\_.

(f) Certain Separate Account products are included in "Other" product categories in the table(s) above:

1. Individual Life - Other includes the following amounts related to Separate Account policies: Column 1) \$ \_\_\_\_\_ Column 7) \$ \_\_\_\_\_ Column 12) \$ \_\_\_\_\_

2. Group Life - Other includes the following amounts related to Separate Account policies: Column 1) \$ \_\_\_\_\_ Column 7) \$ \_\_\_\_\_ Column 12) \$ \_\_\_\_\_

3. Individual Annuities - Other includes the following amounts related to Separate Account policies: Column 1) \$ \_\_\_\_\_ Column 7) \$ \_\_\_\_\_ Column 12) \$ \_\_\_\_\_

4. Group Annuities - Other includes the following amounts related to Separate Account policies: Column 1) \$ \_\_\_\_\_ Column 7) \$ \_\_\_\_\_ Column 12) \$ \_\_\_\_\_



ANNUAL STATEMENT FOR THE YEAR 2023 OF THE General Re Life Corporation  
**LIFE INSURANCE (STATE PAGE)<sup>(b)</sup>**

NAIC Group Code 0031

BUSINESS IN THE STATE OF Alaska

DURING THE YEAR 2023

NAIC Company Code 86258

Line of Business	1 Premiums and Annuities Considerations	2 Other Considerations	Dividends to Policyholders/Refunds to Members				7 Total (Col. 3+4+5+6)	Claims and Benefits Paid				
			3 Paid in Cash or Left on Deposit	4 Applied to Pay Renewal Premiums	5 Applied to Provide Paid-Up Additions or Shorten the Endowment or Premium-Paying Period	6 Other		8 Death and Annuity Benefits	9 Matured Endowments	10 Surrender Values and Withdrawals for Life Contracts	11 All Other Benefits	12 Total (Sum Columns 8 through 11)
Individual Life												
1. Industrial .....												
2. Whole .....												
3. Term .....												
4. Indexed .....												
5. Universal .....												
6. Universal with secondary guarantees .....												
7. Variable .....												
8. Variable universal .....												
9. Credit .....												
10. Other .....	(f)											
11. Total Individual Life												
Group Life												
12. Whole .....												
13. Term .....												
14. Universal .....												
15. Variable .....												
16. Variable universal .....												
17. Credit .....												
18. Other .....	(f)											
19. Total Group Life												
Individual Annuities												
20. Fixed .....												
21. Indexed .....												
22. Variable with guarantees .....												
23. Variable without guarantees .....												
24. Life contingent payout .....												
25. Other .....	(f)											
26. Total Individual Annuities												
Group Annuities												
27. Fixed .....												
28. Indexed .....												
29. Variable with guarantees .....												
30. Variable without guarantees .....												
31. Life contingent payout .....												
32. Other .....	(f)											
33. Total Group Annuities												
Accident and Health												
34. Comprehensive individual .....	(d)							XXX	XXX	XXX		
35. Comprehensive group .....	(d)							XXX	XXX	XXX		
36. Medicare Supplement .....	(d)							XXX	XXX	XXX		
37. Vision only .....	(d)							XXX	XXX	XXX		
38. Dental only .....	(d)							XXX	XXX	XXX		
39. Federal Employees Health Benefits Plan .....	(d)							XXX	XXX	XXX		
40. Title XVIII Medicare .....	(d)	(e)						XXX	XXX	XXX		
41. Title XIX Medicaid .....	(d)							XXX	XXX	XXX		
42. Credit A&H .....								XXX	XXX	XXX		
43. Disability income .....	(d)							XXX	XXX	XXX		
44. Long-term care .....	(d)							XXX	XXX	XXX		
45. Other health .....	(d)							XXX	XXX	XXX		
46. Total Accident and Health								XXX	XXX	XXX		
47. Total	(c)											

**NONE**

24.AK

ANNUAL STATEMENT FOR THE YEAR 2023 OF THE General Re Life Corporation

LIFE INSURANCE (STATE PAGE) (Continued)<sup>(b)</sup>

NAIC Group Code 0031

BUSINESS IN THE STATE OF

Alaska

DURING THE YEAR 2023

NAIC Company Code 86258

Line of Business	13 Incurred During Current Year	Direct Death Benefits, Matured Endowments Incurred and Annuity Benefits								22 Unpaid December 31, Current Year	Policy Exhibit					
		Claims Settled During Current Year									Issued During Year		Other Changes to In Force (Net)		In Force December 31, Current Year (b)	
		Totals Paid		Reduction by Compromise		Amount Rejected		Total Settled During Current Year			23	24	25	26	27	28
		14 Number of Pols/ Certs	15 Amount	16 Number of Pols/ Certs	17 Amount	18 Number of Pols/ Certs	19 Amount	20 Number of Pols/ Certs	21 Amount		Number of Pols/ Certs	Amount	Number of Pols/ Certs	Amount	Number of Pols/ Certs	Amount
Individual Life																
1. Industrial																
2. Whole																
3. Term																
4. Indexed																
5. Universal																
6. Universal with secondary guarantees																
7. Variable																
8. Variable universal																
9. Credit																
10. Other (f)																
11. Total Individual Life																
Group Life																
12. Whole																
13. Term																
14. Universal																
15. Variable																
16. Variable universal																
17. Credit																
18. Other (f)																
19. Total Group Life																
Individual Annuities																
20. Fixed																
21. Indexed																
22. Variable with guarantees																
23. Variable without guarantees																
24. Life contingent payout																
25. Other (f)																
26. Total Individual Annuities																
Group Annuities																
27. Fixed																
28. Indexed																
29. Variable with guarantees																
30. Variable without guarantees																
31. Life contingent payout																
32. Other (f)																
33. Total Group Annuities																
Accident and Health																
34. Comprehensive individual (d)	XXX	XXX	XXX	XXX	XXX	XXX	XXX	XXX	XXX	XXX	XXX	XXX	XXX	XXX	XXX	XXX
35. Comprehensive group (d)	XXX	XXX	XXX	XXX	XXX	XXX	XXX	XXX	XXX	XXX	XXX	XXX	XXX	XXX	XXX	XXX
36. Medicare Supplement (d)	XXX	XXX	XXX	XXX	XXX	XXX	XXX	XXX	XXX	XXX	XXX	XXX	XXX	XXX	XXX	XXX
37. Vision only (d)	XXX	XXX	XXX	XXX	XXX	XXX	XXX	XXX	XXX	XXX	XXX	XXX	XXX	XXX	XXX	XXX
38. Dental only (d)	XXX	XXX	XXX	XXX	XXX	XXX	XXX	XXX	XXX	XXX	XXX	XXX	XXX	XXX	XXX	XXX
39. Federal Employees Health Benefits Plan (d)	XXX	XXX	XXX	XXX	XXX	XXX	XXX	XXX	XXX	XXX	XXX	XXX	XXX	XXX	XXX	XXX
40. Title XVIII Medicare (d)	XXX	XXX	XXX	XXX	XXX	XXX	XXX	XXX	XXX	XXX	XXX	XXX	XXX	XXX	XXX	XXX
41. Title XIX Medicaid (d)	XXX	XXX	XXX	XXX	XXX	XXX	XXX	XXX	XXX	XXX	XXX	XXX	XXX	XXX	XXX	XXX
42. Credit A&H	XXX	XXX	XXX	XXX	XXX	XXX	XXX	XXX	XXX	XXX	XXX	XXX	XXX	XXX	XXX	XXX
43. Disability income (d)	XXX	XXX	XXX	XXX	XXX	XXX	XXX	XXX	XXX	XXX	XXX	XXX	XXX	XXX	XXX	XXX
44. Long-term care (d)	XXX	XXX	XXX	XXX	XXX	XXX	XXX	XXX	XXX	XXX	XXX	XXX	XXX	XXX	XXX	XXX
45. Other health (d)	XXX	XXX	XXX	XXX	XXX	XXX	XXX	XXX	XXX	XXX	XXX	XXX	XXX	XXX	XXX	XXX
46. Total Accident and Health	XXX	XXX	XXX	XXX	XXX	XXX	XXX	XXX	XXX	XXX	XXX	XXX	XXX	XXX	XXX	XXX
47. TOTAL																

NONE

(a) Includes Group Credit Life Insurance Loans less than or equal to 60 months at issue, prior year \$ \_\_\_\_\_, current year \$ \_\_\_\_\_. Loans greater than 60 months at issue BUT NOT GREATER THAN 120 MONTHS prior year \$ \_\_\_\_\_, current year \$ \_\_\_\_\_.

(b) Corporate Owned Life Insurance/BOLI: 1) Number of policies: \_\_\_\_\_ 2) covering number of lives: \_\_\_\_\_ 3) face amount \$ \_\_\_\_\_.

(c) Deposit-Type Contract Considerations NOT included in Total Premiums and Annuities Considerations: Individual: \$ \_\_\_\_\_ Group: \$ \_\_\_\_\_ Total: \$ \_\_\_\_\_.

(d) For health business on indicated lines report: Number of persons insured under PPO managed care products \_\_\_\_\_ and number of persons insured under indemnity only products \_\_\_\_\_.

(e) For health premiums written: amount of Medicare Title XVIII exempt from state taxes or fees \$ \_\_\_\_\_.

(f) Certain Separate Account products are included in "Other" product categories in the table(s) above:

1. Individual Life - Other includes the following amounts related to Separate Account policies: Column 1) \$ \_\_\_\_\_ Column 7) \$ \_\_\_\_\_ Column 12) \$ \_\_\_\_\_

2. Group Life - Other includes the following amounts related to Separate Account policies: Column 1) \$ \_\_\_\_\_ Column 7) \$ \_\_\_\_\_ Column 12) \$ \_\_\_\_\_

3. Individual Annuities - Other includes the following amounts related to Separate Account policies: Column 1) \$ \_\_\_\_\_ Column 7) \$ \_\_\_\_\_ Column 12) \$ \_\_\_\_\_

4. Group Annuities - Other includes the following amounts related to Separate Account policies: Column 1) \$ \_\_\_\_\_ Column 7) \$ \_\_\_\_\_ Column 12) \$ \_\_\_\_\_





ANNUAL STATEMENT FOR THE YEAR 2023 OF THE General Re Life Corporation  
**LIFE INSURANCE (STATE PAGE)<sup>(b)</sup>**

NAIC Group Code 0031

BUSINESS IN THE STATE OF Arizona

DURING THE YEAR 2023

NAIC Company Code 86258

Line of Business	1 Premiums and Annuities Considerations	2 Other Considerations	Dividends to Policyholders/Refunds to Members				7 Total (Col. 3+4+5+6)	Claims and Benefits Paid				
			3 Paid in Cash or Left on Deposit	4 Applied to Pay Renewal Premiums	5 Applied to Provide Paid-Up Additions or Shorten the Endowment or Premium-Paying Period	6 Other		8 Death and Annuity Benefits	9 Matured Endowments	10 Surrender Values and Withdrawals for Life Contracts	11 All Other Benefits	12 Total (Sum Columns 8 through 11)
Individual Life												
1. Industrial .....												
2. Whole .....												
3. Term .....												
4. Indexed .....												
5. Universal .....												
6. Universal with secondary guarantees .....												
7. Variable .....												
8. Variable universal .....												
9. Credit .....												
10. Other .....	(f)											
11. Total Individual Life												
Group Life												
12. Whole .....												
13. Term .....												
14. Universal .....												
15. Variable .....												
16. Variable universal .....												
17. Credit .....												
18. Other .....	(f)											
19. Total Group Life												
Individual Annuities												
20. Fixed .....												
21. Indexed .....												
22. Variable with guarantees .....												
23. Variable without guarantees .....												
24. Life contingent payout .....												
25. Other .....	(f)											
26. Total Individual Annuities												
Group Annuities												
27. Fixed .....												
28. Indexed .....												
29. Variable with guarantees .....												
30. Variable without guarantees .....												
31. Life contingent payout .....												
32. Other .....	(f)											
33. Total Group Annuities												
Accident and Health												
34. Comprehensive individual .....	(d)							XXX	XXX	XXX		
35. Comprehensive group .....	(d)							XXX	XXX	XXX		
36. Medicare Supplement .....	(d)							XXX	XXX	XXX		
37. Vision only .....	(d)							XXX	XXX	XXX		
38. Dental only .....	(d)							XXX	XXX	XXX		
39. Federal Employees Health Benefits Plan .....	(d)							XXX	XXX	XXX		
40. Title XVIII Medicare .....	(d)	(e)						XXX	XXX	XXX		
41. Title XIX Medicaid .....	(d)							XXX	XXX	XXX		
42. Credit A&H .....								XXX	XXX	XXX		
43. Disability income .....	(d)							XXX	XXX	XXX		
44. Long-term care .....	(d)							XXX	XXX	XXX		
45. Other health .....	(d)							XXX	XXX	XXX		
46. Total Accident and Health								XXX	XXX	XXX		
47. Total	(c)											

**NONE**

24.AZ

ANNUAL STATEMENT FOR THE YEAR 2023 OF THE General Re Life Corporation

LIFE INSURANCE (STATE PAGE) (Continued)<sup>(b)</sup>

NAIC Group Code 0031

BUSINESS IN THE STATE OF Arizona

DURING THE YEAR 2023

NAIC Company Code 86258

Line of Business	13 Incurred During Current Year	13 Claims Settled During Current Year								22 Unpaid December 31, Current Year	22 Issued During Year		22 Other Changes to In Force (Net)		22 In Force December 31, Current Year (b)	
		Totals Paid		Reduction by Compromise		Amount Rejected		Total Settled During Current Year			23	24	25	26	27	28
		14 Number of Pals/ Certs	15 Amount	16 Number of Pals/ Certs	17 Amount	18 Number of Pals/ Certs	19 Amount	20 Number of Pals/ Certs	21 Amount		Number of Pals/ Certs	Amount	Number of Pals/ Certs	Amount	Number of Pals/ Certs	Amount
Individual Life																
1. Industrial																
2. Whole																
3. Term																
4. Indexed																
5. Universal																
6. Universal with secondary guarantees																
7. Variable																
8. Variable universal																
9. Credit																
10. Other (f)																
11. Total Individual Life																
Group Life																
12. Whole																
13. Term																
14. Universal																
15. Variable																
16. Variable universal																
17. Credit																
18. Other (f)																
19. Total Group Life																
Individual Annuities																
20. Fixed																
21. Indexed																
22. Variable with guarantees																
23. Variable without guarantees																
24. Life contingent payout																
25. Other (f)																
26. Total Individual Annuities																
Group Annuities																
27. Fixed																
28. Indexed																
29. Variable with guarantees																
30. Variable without guarantees																
31. Life contingent payout																
32. Other (f)																
33. Total Group Annuities																
Accident and Health																
34. Comprehensive individual (d)	XXX	XXX	XXX	XXX	XXX	XXX	XXX	XXX	XXX	XXX	XXX	XXX	XXX	XXX	XXX	
35. Comprehensive group (d)	XXX	XXX	XXX	XXX	XXX	XXX	XXX	XXX	XXX	XXX	XXX	XXX	XXX	XXX	XXX	
36. Medicare Supplement (d)	XXX	XXX	XXX	XXX	XXX	XXX	XXX	XXX	XXX	XXX	XXX	XXX	XXX	XXX	XXX	
37. Vision only (d)	XXX	XXX	XXX	XXX	XXX	XXX	XXX	XXX	XXX	XXX	XXX	XXX	XXX	XXX	XXX	
38. Dental only (d)	XXX	XXX	XXX	XXX	XXX	XXX	XXX	XXX	XXX	XXX	XXX	XXX	XXX	XXX	XXX	
39. Federal Employees Health Benefits Plan (d)	XXX	XXX	XXX	XXX	XXX	XXX	XXX	XXX	XXX	XXX	XXX	XXX	XXX	XXX	XXX	
40. Title XVIII Medicare (d)	XXX	XXX	XXX	XXX	XXX	XXX	XXX	XXX	XXX	XXX	XXX	XXX	XXX	XXX	XXX	
41. Title XIX Medicaid (d)	XXX	XXX	XXX	XXX	XXX	XXX	XXX	XXX	XXX	XXX	XXX	XXX	XXX	XXX	XXX	
42. Credit A&H	XXX	XXX	XXX	XXX	XXX	XXX	XXX	XXX	XXX	XXX	XXX	XXX	XXX	XXX	XXX	
43. Disability income (d)	XXX	XXX	XXX	XXX	XXX	XXX	XXX	XXX	XXX	XXX	XXX	XXX	XXX	XXX	XXX	
44. Long-term care (d)	XXX	XXX	XXX	XXX	XXX	XXX	XXX	XXX	XXX	XXX	XXX	XXX	XXX	XXX	XXX	
45. Other health (d)	XXX	XXX	XXX	XXX	XXX	XXX	XXX	XXX	XXX	XXX	XXX	XXX	XXX	XXX	XXX	
46. Total Accident and Health	XXX	XXX	XXX	XXX	XXX	XXX	XXX	XXX	XXX	XXX	XXX	XXX	XXX	XXX	XXX	
47. TOTAL																

NONE

(a) Includes Group Credit Life Insurance Loans less than or equal to 60 months at issue, prior year \$ \_\_\_\_\_, current year \$ \_\_\_\_\_. Loans greater than 60 months at issue BUT NOT GREATER THAN 120 MONTHS prior year \$ \_\_\_\_\_, current year \$ \_\_\_\_\_.

(b) Corporate Owned Life Insurance/BOLI: 1) Number of policies: \_\_\_\_\_ 2) covering number of lives: \_\_\_\_\_ 3) face amount \$ \_\_\_\_\_.

(c) Deposit-Type Contract Considerations NOT included in Total Premiums and Annuities Considerations: Individual: \$ \_\_\_\_\_ Group: \$ \_\_\_\_\_ Total: \$ \_\_\_\_\_.

(d) For health business on indicated lines report: Number of persons insured under PPO managed care products \_\_\_\_\_ and number of persons insured under indemnity only products \_\_\_\_\_.

(e) For health premiums written: amount of Medicare Title XVIII exempt from state taxes or fees \$ \_\_\_\_\_.

(f) Certain Separate Account products are included in "Other" product categories in the table(s) above:

1. Individual Life - Other includes the following amounts related to Separate Account policies: Column 1) \$ \_\_\_\_\_ Column 7) \$ \_\_\_\_\_ Column 12) \$ \_\_\_\_\_

2. Group Life - Other includes the following amounts related to Separate Account policies: Column 1) \$ \_\_\_\_\_ Column 7) \$ \_\_\_\_\_ Column 12) \$ \_\_\_\_\_

3. Individual Annuities - Other includes the following amounts related to Separate Account policies: Column 1) \$ \_\_\_\_\_ Column 7) \$ \_\_\_\_\_ Column 12) \$ \_\_\_\_\_

4. Group Annuities - Other includes the following amounts related to Separate Account policies: Column 1) \$ \_\_\_\_\_ Column 7) \$ \_\_\_\_\_ Column 12) \$ \_\_\_\_\_



ANNUAL STATEMENT FOR THE YEAR 2023 OF THE General Re Life Corporation  
**LIFE INSURANCE (STATE PAGE)<sup>(b)</sup>**

NAIC Group Code 0031

BUSINESS IN THE STATE OF Arkansas

DURING THE YEAR 2023

NAIC Company Code 86258

Line of Business	1 Premiums and Annuities Considerations	2 Other Considerations	Dividends to Policyholders/Refunds to Members				7 Total (Col. 3+4+5+6)	Claims and Benefits Paid				
			3 Paid in Cash or Left on Deposit	4 Applied to Pay Renewal Premiums	5 Applied to Provide Paid-Up Additions or Shorten the Endowment or Premium-Paying Period	6 Other		8 Death and Annuity Benefits	9 Matured Endowments	10 Surrender Values and Withdrawals for Life Contracts	11 All Other Benefits	12 Total (Sum Columns 8 through 11)
Individual Life												
1. Industrial .....												
2. Whole .....												
3. Term .....												
4. Indexed .....												
5. Universal .....												
6. Universal with secondary guarantees .....												
7. Variable .....												
8. Variable universal .....												
9. Credit .....												
10. Other .....	(f)											
11. Total Individual Life												
Group Life												
12. Whole .....												
13. Term .....												
14. Universal .....												
15. Variable .....												
16. Variable universal .....												
17. Credit .....												
18. Other .....	(f)											
19. Total Group Life												
Individual Annuities												
20. Fixed .....												
21. Indexed .....												
22. Variable with guarantees .....												
23. Variable without guarantees .....												
24. Life contingent payout .....												
25. Other .....	(f)											
26. Total Individual Annuities												
Group Annuities												
27. Fixed .....												
28. Indexed .....												
29. Variable with guarantees .....												
30. Variable without guarantees .....												
31. Life contingent payout .....												
32. Other .....	(f)											
33. Total Group Annuities												
Accident and Health												
34. Comprehensive individual .....	(d)							XXX	XXX	XXX		
35. Comprehensive group .....	(d)							XXX	XXX	XXX		
36. Medicare Supplement .....	(d)							XXX	XXX	XXX		
37. Vision only .....	(d)							XXX	XXX	XXX		
38. Dental only .....	(d)							XXX	XXX	XXX		
39. Federal Employees Health Benefits Plan .....	(d)							XXX	XXX	XXX		
40. Title XVIII Medicare .....	(d)	(e)						XXX	XXX	XXX		
41. Title XIX Medicaid .....	(d)							XXX	XXX	XXX		
42. Credit A&H .....								XXX	XXX	XXX		
43. Disability income .....	(d)							XXX	XXX	XXX		
44. Long-term care .....	(d)							XXX	XXX	XXX		
45. Other health .....	(d)							XXX	XXX	XXX		
46. Total Accident and Health								XXX	XXX	XXX		
47. Total	(c)											

**NONE**

ANNUAL STATEMENT FOR THE YEAR 2023 OF THE General Re Life Corporation

LIFE INSURANCE (STATE PAGE) (Continued)<sup>(b)</sup>

NAIC Group Code 0031

BUSINESS IN THE STATE OF

Arkansas

DURING THE YEAR 2023

NAIC Company Code 86258

Direct Death Benefits, Matured Endowments Incurred and Annuity Benefits

Policy Exhibit

Line of Business	13 Incurred During Current Year	13 Claims Settled During Current Year								22 Unpaid December 31, Current Year	22 Issued During Year		22 Other Changes to In Force (Net)		22 In Force December 31, Current Year (b)	
		Totals Paid		Reduction by Compromise		Amount Rejected		Total Settled During Current Year			23	24	25	26	27	28
		14 Number of Pols/ Certs	15 Amount	16 Number of Pols/ Certs	17 Amount	18 Number of Pols/ Certs	19 Amount	20 Number of Pols/ Certs	21 Amount		Number of Pols/ Certs	Amount	Number of Pols/ Certs	Amount	Number of Pols/ Certs	Amount
Individual Life																
1. Industrial																
2. Whole																
3. Term																
4. Indexed																
5. Universal																
6. Universal with secondary guarantees																
7. Variable																
8. Variable universal																
9. Credit																
10. Other (f)																
11. Total Individual Life																
Group Life																
12. Whole																
13. Term																
14. Universal																
15. Variable																
16. Variable universal																
17. Credit																
18. Other (f)																
19. Total Group Life																
Individual Annuities																
20. Fixed																
21. Indexed																
22. Variable with guarantees																
23. Variable without guarantees																
24. Life contingent payout																
25. Other (f)																
26. Total Individual Annuities																
Group Annuities																
27. Fixed																
28. Indexed																
29. Variable with guarantees																
30. Variable without guarantees																
31. Life contingent payout																
32. Other (f)																
33. Total Group Annuities																
Accident and Health																
34. Comprehensive individual (d)	XXX	XXX	XXX	XXX	XXX	XXX	XXX	XXX	XXX	XXX	XXX	XXX	XXX	XXX	XXX	XXX
35. Comprehensive group (d)	XXX	XXX	XXX	XXX	XXX	XXX	XXX	XXX	XXX	XXX	XXX	XXX	XXX	XXX	XXX	XXX
36. Medicare Supplement (d)	XXX	XXX	XXX	XXX	XXX	XXX	XXX	XXX	XXX	XXX	XXX	XXX	XXX	XXX	XXX	XXX
37. Vision only (d)	XXX	XXX	XXX	XXX	XXX	XXX	XXX	XXX	XXX	XXX	XXX	XXX	XXX	XXX	XXX	XXX
38. Dental only (d)	XXX	XXX	XXX	XXX	XXX	XXX	XXX	XXX	XXX	XXX	XXX	XXX	XXX	XXX	XXX	XXX
39. Federal Employees Health Benefits Plan (d)	XXX	XXX	XXX	XXX	XXX	XXX	XXX	XXX	XXX	XXX	XXX	XXX	XXX	XXX	XXX	XXX
40. Title XVIII Medicare (d)	XXX	XXX	XXX	XXX	XXX	XXX	XXX	XXX	XXX	XXX	XXX	XXX	XXX	XXX	XXX	XXX
41. Title XIX Medicaid (d)	XXX	XXX	XXX	XXX	XXX	XXX	XXX	XXX	XXX	XXX	XXX	XXX	XXX	XXX	XXX	XXX
42. Credit A&H	XXX	XXX	XXX	XXX	XXX	XXX	XXX	XXX	XXX	XXX	XXX	XXX	XXX	XXX	XXX	XXX
43. Disability income (d)	XXX	XXX	XXX	XXX	XXX	XXX	XXX	XXX	XXX	XXX	XXX	XXX	XXX	XXX	XXX	XXX
44. Long-term care (d)	XXX	XXX	XXX	XXX	XXX	XXX	XXX	XXX	XXX	XXX	XXX	XXX	XXX	XXX	XXX	XXX
45. Other health (d)	XXX	XXX	XXX	XXX	XXX	XXX	XXX	XXX	XXX	XXX	XXX	XXX	XXX	XXX	XXX	XXX
46. Total Accident and Health	XXX	XXX	XXX	XXX	XXX	XXX	XXX	XXX	XXX	XXX	XXX	XXX	XXX	XXX	XXX	XXX
47. TOTAL																

NONE

(a) Includes Group Credit Life Insurance Loans less than or equal to 60 months at issue, prior year \$ \_\_\_\_\_, current year \$ \_\_\_\_\_. Loans greater than 60 months at issue BUT NOT GREATER THAN 120 MONTHS prior year \$ \_\_\_\_\_, current year \$ \_\_\_\_\_.

(b) Corporate Owned Life Insurance/BOLI: 1) Number of policies: \_\_\_\_\_ 2) covering number of lives: \_\_\_\_\_ 3) face amount \$ \_\_\_\_\_.

(c) Deposit-Type Contract Considerations NOT included in Total Premiums and Annuities Considerations: Individual: \$ \_\_\_\_\_ Group: \$ \_\_\_\_\_ Total: \$ \_\_\_\_\_.

(d) For health business on indicated lines report: Number of persons insured under PPO managed care products \_\_\_\_\_ and number of persons insured under indemnity only products \_\_\_\_\_.

(e) For health premiums written: amount of Medicare Title XVIII exempt from state taxes or fees \$ \_\_\_\_\_.

(f) Certain Separate Account products are included in "Other" product categories in the table(s) above:

1. Individual Life - Other includes the following amounts related to Separate Account policies: Column 1) \$ \_\_\_\_\_ Column 7) \$ \_\_\_\_\_ Column 12) \$ \_\_\_\_\_

2. Group Life - Other includes the following amounts related to Separate Account policies: Column 1) \$ \_\_\_\_\_ Column 7) \$ \_\_\_\_\_ Column 12) \$ \_\_\_\_\_

3. Individual Annuities - Other includes the following amounts related to Separate Account policies: Column 1) \$ \_\_\_\_\_ Column 7) \$ \_\_\_\_\_ Column 12) \$ \_\_\_\_\_

4. Group Annuities - Other includes the following amounts related to Separate Account policies: Column 1) \$ \_\_\_\_\_ Column 7) \$ \_\_\_\_\_ Column 12) \$ \_\_\_\_\_

24.1.AR



ANNUAL STATEMENT FOR THE YEAR 2023 OF THE General Re Life Corporation  
**LIFE INSURANCE (STATE PAGE)<sup>(b)</sup>**

NAIC Group Code 0031

BUSINESS IN THE STATE OF California

DURING THE YEAR 2023

NAIC Company Code 86258

Line of Business	1 Premiums and Annuities Considerations	2 Other Considerations	Dividends to Policyholders/Refunds to Members				7 Total (Col. 3+4+5+6)	Claims and Benefits Paid				
			3 Paid in Cash or Left on Deposit	4 Applied to Pay Renewal Premiums	5 Applied to Provide Paid-Up Additions or Shorten the Endowment or Premium-Paying Period	6 Other		8 Death and Annuity Benefits	9 Matured Endowments	10 Surrender Values and Withdrawals for Life Contracts	11 All Other Benefits	12 Total (Sum Columns 8 through 11)
Individual Life												
1. Industrial .....												
2. Whole .....												
3. Term .....												
4. Indexed .....												
5. Universal .....												
6. Universal with secondary guarantees .....												
7. Variable .....												
8. Variable universal .....												
9. Credit .....												
10. Other .....	(f)											
11. Total Individual Life												
Group Life												
12. Whole .....												
13. Term .....												
14. Universal .....												
15. Variable .....												
16. Variable universal .....												
17. Credit .....												
18. Other .....	(f)											
19. Total Group Life												
Individual Annuities												
20. Fixed .....												
21. Indexed .....												
22. Variable with guarantees .....												
23. Variable without guarantees .....												
24. Life contingent payout .....												
25. Other .....	(f)											
26. Total Individual Annuities												
Group Annuities												
27. Fixed .....												
28. Indexed .....												
29. Variable with guarantees .....												
30. Variable without guarantees .....												
31. Life contingent payout .....												
32. Other .....	(f)											
33. Total Group Annuities												
Accident and Health												
34. Comprehensive individual .....	(d)							XXX	XXX	XXX		
35. Comprehensive group .....	(d)							XXX	XXX	XXX		
36. Medicare Supplement .....	(d)							XXX	XXX	XXX		
37. Vision only .....	(d)							XXX	XXX	XXX		
38. Dental only .....	(d)							XXX	XXX	XXX		
39. Federal Employees Health Benefits Plan .....	(d)							XXX	XXX	XXX		
40. Title XVIII Medicare .....	(d)	(e)						XXX	XXX	XXX		
41. Title XIX Medicaid .....	(d)							XXX	XXX	XXX		
42. Credit A&H .....								XXX	XXX	XXX		
43. Disability income .....	(d)							XXX	XXX	XXX		
44. Long-term care .....	(d)							XXX	XXX	XXX		
45. Other health .....	(d)							XXX	XXX	XXX		
46. Total Accident and Health								XXX	XXX	XXX		
47. Total	(c)											

**NONE**

24.CA

ANNUAL STATEMENT FOR THE YEAR 2023 OF THE General Re Life Corporation

LIFE INSURANCE (STATE PAGE) (Continued)<sup>(b)</sup>

NAIC Group Code 0031

BUSINESS IN THE STATE OF

California

DURING THE YEAR 2023

NAIC Company Code 86258

Line of Business	13 Incurred During Current Year	13 Direct Death Benefits, Matured Endowments Incurred and Annuity Benefits Claims Settled During Current Year								22 Unpaid December 31, Current Year	22 Issued During Year		22 Other Changes to In Force (Net)		22 In Force December 31, Current Year (b)	
		Totals Paid		Reduction by Compromise		Amount Rejected		Total Settled During Current Year			23 Number of Pols/ Certs	24 Amount	25 Number of Pols/ Certs	26 Amount	27 Number of Pols/ Certs	28 Amount
		14 Number of Pols/ Certs	15 Amount	16 Number of Pols/ Certs	17 Amount	18 Number of Pols/ Certs	19 Amount	20 Number of Pols/ Certs	21 Amount							
Individual Life																
1. Industrial																
2. Whole																
3. Term																
4. Indexed																
5. Universal																
6. Universal with secondary guarantees																
7. Variable																
8. Variable universal																
9. Credit																
10. Other (f)																
11. Total Individual Life																
Group Life																
12. Whole																
13. Term																
14. Universal																
15. Variable																
16. Variable universal																
17. Credit																
18. Other (f)																
19. Total Group Life																
Individual Annuities																
20. Fixed																
21. Indexed																
22. Variable with guarantees																
23. Variable without guarantees																
24. Life contingent payout																
25. Other (f)																
26. Total Individual Annuities																
Group Annuities																
27. Fixed																
28. Indexed																
29. Variable with guarantees																
30. Variable without guarantees																
31. Life contingent payout																
32. Other (f)																
33. Total Group Annuities																
Accident and Health																
34. Comprehensive individual (d)	XXX	XXX	XXX	XXX	XXX	XXX	XXX	XXX	XXX	XXX	XXX	XXX	XXX	XXX	XXX	
35. Comprehensive group (d)	XXX	XXX	XXX	XXX	XXX	XXX	XXX	XXX	XXX	XXX	XXX	XXX	XXX	XXX	XXX	
36. Medicare Supplement (d)	XXX	XXX	XXX	XXX	XXX	XXX	XXX	XXX	XXX	XXX	XXX	XXX	XXX	XXX	XXX	
37. Vision only (d)	XXX	XXX	XXX	XXX	XXX	XXX	XXX	XXX	XXX	XXX	XXX	XXX	XXX	XXX	XXX	
38. Dental only (d)	XXX	XXX	XXX	XXX	XXX	XXX	XXX	XXX	XXX	XXX	XXX	XXX	XXX	XXX	XXX	
39. Federal Employees Health Benefits Plan (d)	XXX	XXX	XXX	XXX	XXX	XXX	XXX	XXX	XXX	XXX	XXX	XXX	XXX	XXX	XXX	
40. Title XVIII Medicare (d)	XXX	XXX	XXX	XXX	XXX	XXX	XXX	XXX	XXX	XXX	XXX	XXX	XXX	XXX	XXX	
41. Title XIX Medicaid (d)	XXX	XXX	XXX	XXX	XXX	XXX	XXX	XXX	XXX	XXX	XXX	XXX	XXX	XXX	XXX	
42. Credit A&H	XXX	XXX	XXX	XXX	XXX	XXX	XXX	XXX	XXX	XXX	XXX	XXX	XXX	XXX	XXX	
43. Disability income (d)	XXX	XXX	XXX	XXX	XXX	XXX	XXX	XXX	XXX	XXX	XXX	XXX	XXX	XXX	XXX	
44. Long-term care (d)	XXX	XXX	XXX	XXX	XXX	XXX	XXX	XXX	XXX	XXX	XXX	XXX	XXX	XXX	XXX	
45. Other health (d)	XXX	XXX	XXX	XXX	XXX	XXX	XXX	XXX	XXX	XXX	XXX	XXX	XXX	XXX	XXX	
46. Total Accident and Health	XXX	XXX	XXX	XXX	XXX	XXX	XXX	XXX	XXX	XXX	XXX	XXX	XXX	XXX	XXX	
47. TOTAL																

NONE

(a) Includes Group Credit Life Insurance Loans less than or equal to 60 months at issue, prior year \$ \_\_\_\_\_, current year \$ \_\_\_\_\_. Loans greater than 60 months at issue BUT NOT GREATER THAN 120 MONTHS prior year \$ \_\_\_\_\_, current year \$ \_\_\_\_\_.

(b) Corporate Owned Life Insurance/BOLI: 1) Number of policies: \_\_\_\_\_ 2) covering number of lives: \_\_\_\_\_ 3) face amount \$ \_\_\_\_\_.

(c) Deposit-Type Contract Considerations NOT included in Total Premiums and Annuities Considerations: Individual: \$ \_\_\_\_\_ Group: \$ \_\_\_\_\_ Total: \$ \_\_\_\_\_.

(d) For health business on indicated lines report: Number of persons insured under PPO managed care products \_\_\_\_\_ and number of persons insured under indemnity only products \_\_\_\_\_.

(e) For health premiums written: amount of Medicare Title XVIII exempt from state taxes or fees \$ \_\_\_\_\_.

(f) Certain Separate Account products are included in "Other" product categories in the table(s) above:

1. Individual Life - Other includes the following amounts related to Separate Account policies: Column 1) \$ \_\_\_\_\_ Column 7) \$ \_\_\_\_\_ Column 12) \$ \_\_\_\_\_

2. Group Life - Other includes the following amounts related to Separate Account policies: Column 1) \$ \_\_\_\_\_ Column 7) \$ \_\_\_\_\_ Column 12) \$ \_\_\_\_\_

3. Individual Annuities - Other includes the following amounts related to Separate Account policies: Column 1) \$ \_\_\_\_\_ Column 7) \$ \_\_\_\_\_ Column 12) \$ \_\_\_\_\_

4. Group Annuities - Other includes the following amounts related to Separate Account policies: Column 1) \$ \_\_\_\_\_ Column 7) \$ \_\_\_\_\_ Column 12) \$ \_\_\_\_\_



ANNUAL STATEMENT FOR THE YEAR 2023 OF THE General Re Life Corporation  
**LIFE INSURANCE (STATE PAGE)<sup>(b)</sup>**

NAIC Group Code 0031

BUSINESS IN THE STATE OF Colorado

DURING THE YEAR 2023

NAIC Company Code 86258

Line of Business	1 Premiums and Annuities Considerations	2 Other Considerations	Dividends to Policyholders/Refunds to Members				7 Total (Col. 3+4+5+6)	Claims and Benefits Paid				
			3 Paid in Cash or Left on Deposit	4 Applied to Pay Renewal Premiums	5 Applied to Provide Paid-Up Additions or Shorten the Endowment or Premium-Paying Period	6 Other		8 Death and Annuity Benefits	9 Matured Endowments	10 Surrender Values and Withdrawals for Life Contracts	11 All Other Benefits	12 Total (Sum Columns 8 through 11)
Individual Life												
1. Industrial .....												
2. Whole .....												
3. Term .....												
4. Indexed .....												
5. Universal .....												
6. Universal with secondary guarantees .....												
7. Variable .....												
8. Variable universal .....												
9. Credit .....												
10. Other .....	(f)											
11. Total Individual Life												
Group Life												
12. Whole .....												
13. Term .....												
14. Universal .....												
15. Variable .....												
16. Variable universal .....												
17. Credit .....												
18. Other .....	(f)											
19. Total Group Life												
Individual Annuities												
20. Fixed .....												
21. Indexed .....												
22. Variable with guarantees .....												
23. Variable without guarantees .....												
24. Life contingent payout .....												
25. Other .....	(f)											
26. Total Individual Annuities												
Group Annuities												
27. Fixed .....												
28. Indexed .....												
29. Variable with guarantees .....												
30. Variable without guarantees .....												
31. Life contingent payout .....												
32. Other .....	(f)											
33. Total Group Annuities												
Accident and Health												
34. Comprehensive individual .....	(d)							XXX	XXX	XXX		
35. Comprehensive group .....	(d)							XXX	XXX	XXX		
36. Medicare Supplement .....	(d)							XXX	XXX	XXX		
37. Vision only .....	(d)							XXX	XXX	XXX		
38. Dental only .....	(d)							XXX	XXX	XXX		
39. Federal Employees Health Benefits Plan .....	(d)							XXX	XXX	XXX		
40. Title XVIII Medicare .....	(d)	(e)						XXX	XXX	XXX		
41. Title XIX Medicaid .....	(d)							XXX	XXX	XXX		
42. Credit A&H .....								XXX	XXX	XXX		
43. Disability income .....	(d)							XXX	XXX	XXX		
44. Long-term care .....	(d)							XXX	XXX	XXX		
45. Other health .....	(d)							XXX	XXX	XXX		
46. Total Accident and Health								XXX	XXX	XXX		
47. Total	(c)											

**NONE**

24.CO

ANNUAL STATEMENT FOR THE YEAR 2023 OF THE General Re Life Corporation

LIFE INSURANCE (STATE PAGE) (Continued)<sup>(b)</sup>

NAIC Group Code 0031

BUSINESS IN THE STATE OF

Colorado

DURING THE YEAR 2023

NAIC Company Code 86258

Line of Business	13 Incurred During Current Year	13 Claims Settled During Current Year								22 Unpaid December 31, Current Year	22 Issued During Year		22 Other Changes to In Force (Net)		22 In Force December 31, Current Year (b)	
		Totals Paid		Reduction by Compromise		Amount Rejected		Total Settled During Current Year			23	24	25	26	27	28
		14 Number of Pols/ Certs	15 Amount	16 Number of Pols/ Certs	17 Amount	18 Number of Pols/ Certs	19 Amount	20 Number of Pols/ Certs	21 Amount		Number of Pols/ Certs	Amount	Number of Pols/ Certs	Amount	Number of Pols/ Certs	Amount
Individual Life																
1. Industrial																
2. Whole																
3. Term																
4. Indexed																
5. Universal																
6. Universal with secondary guarantees																
7. Variable																
8. Variable universal																
9. Credit																
10. Other (f)																
11. Total Individual Life																
Group Life																
12. Whole																
13. Term																
14. Universal																
15. Variable																
16. Variable universal																
17. Credit																
18. Other (f)																
19. Total Group Life																
Individual Annuities																
20. Fixed																
21. Indexed																
22. Variable with guarantees																
23. Variable without guarantees																
24. Life contingent payout																
25. Other (f)																
26. Total Individual Annuities																
Group Annuities																
27. Fixed																
28. Indexed																
29. Variable with guarantees																
30. Variable without guarantees																
31. Life contingent payout																
32. Other (f)																
33. Total Group Annuities																
Accident and Health																
34. Comprehensive individual (d)	XXX	XXX	XXX	XXX	XXX	XXX	XXX	XXX	XXX	XXX	XXX	XXX	XXX	XXX	XXX	XXX
35. Comprehensive group (d)	XXX	XXX	XXX	XXX	XXX	XXX	XXX	XXX	XXX	XXX	XXX	XXX	XXX	XXX	XXX	XXX
36. Medicare Supplement (d)	XXX	XXX	XXX	XXX	XXX	XXX	XXX	XXX	XXX	XXX	XXX	XXX	XXX	XXX	XXX	XXX
37. Vision only (d)	XXX	XXX	XXX	XXX	XXX	XXX	XXX	XXX	XXX	XXX	XXX	XXX	XXX	XXX	XXX	XXX
38. Dental only (d)	XXX	XXX	XXX	XXX	XXX	XXX	XXX	XXX	XXX	XXX	XXX	XXX	XXX	XXX	XXX	XXX
39. Federal Employees Health Benefits Plan (d)	XXX	XXX	XXX	XXX	XXX	XXX	XXX	XXX	XXX	XXX	XXX	XXX	XXX	XXX	XXX	XXX
40. Title XVIII Medicare (d)	XXX	XXX	XXX	XXX	XXX	XXX	XXX	XXX	XXX	XXX	XXX	XXX	XXX	XXX	XXX	XXX
41. Title XIX Medicaid (d)	XXX	XXX	XXX	XXX	XXX	XXX	XXX	XXX	XXX	XXX	XXX	XXX	XXX	XXX	XXX	XXX
42. Credit A&H	XXX	XXX	XXX	XXX	XXX	XXX	XXX	XXX	XXX	XXX	XXX	XXX	XXX	XXX	XXX	XXX
43. Disability income (d)	XXX	XXX	XXX	XXX	XXX	XXX	XXX	XXX	XXX	XXX	XXX	XXX	XXX	XXX	XXX	XXX
44. Long-term care (d)	XXX	XXX	XXX	XXX	XXX	XXX	XXX	XXX	XXX	XXX	XXX	XXX	XXX	XXX	XXX	XXX
45. Other health (d)	XXX	XXX	XXX	XXX	XXX	XXX	XXX	XXX	XXX	XXX	XXX	XXX	XXX	XXX	XXX	XXX
46. Total Accident and Health	XXX	XXX	XXX	XXX	XXX	XXX	XXX	XXX	XXX	XXX	XXX	XXX	XXX	XXX	XXX	XXX
47. TOTAL																

NONE

(a) Includes Group Credit Life Insurance Loans less than or equal to 60 months at issue, prior year \$ \_\_\_\_\_, current year \$ \_\_\_\_\_. Loans greater than 60 months at issue BUT NOT GREATER THAN 120 MONTHS prior year \$ \_\_\_\_\_, current year \$ \_\_\_\_\_.

(b) Corporate Owned Life Insurance/BOLI: 1) Number of policies: \_\_\_\_\_ 2) covering number of lives: \_\_\_\_\_ 3) face amount \$ \_\_\_\_\_.

(c) Deposit-Type Contract Considerations NOT included in Total Premiums and Annuities Considerations: Individual: \$ \_\_\_\_\_ Group: \$ \_\_\_\_\_ Total: \$ \_\_\_\_\_.

(d) For health business on indicated lines report: Number of persons insured under PPO managed care products \_\_\_\_\_ and number of persons insured under indemnity only products \_\_\_\_\_.

(e) For health premiums written: amount of Medicare Title XVIII exempt from state taxes or fees \$ \_\_\_\_\_.

(f) Certain Separate Account products are included in "Other" product categories in the table(s) above:

1. Individual Life - Other includes the following amounts related to Separate Account policies: Column 1) \$ \_\_\_\_\_ Column 7) \$ \_\_\_\_\_ Column 12) \$ \_\_\_\_\_

2. Group Life - Other includes the following amounts related to Separate Account policies: Column 1) \$ \_\_\_\_\_ Column 7) \$ \_\_\_\_\_ Column 12) \$ \_\_\_\_\_

3. Individual Annuities - Other includes the following amounts related to Separate Account policies: Column 1) \$ \_\_\_\_\_ Column 7) \$ \_\_\_\_\_ Column 12) \$ \_\_\_\_\_

4. Group Annuities - Other includes the following amounts related to Separate Account policies: Column 1) \$ \_\_\_\_\_ Column 7) \$ \_\_\_\_\_ Column 12) \$ \_\_\_\_\_

24.1.CO





ANNUAL STATEMENT FOR THE YEAR 2023 OF THE General Re Life Corporation  
**LIFE INSURANCE (STATE PAGE)<sup>(b)</sup>**

NAIC Group Code 0031

BUSINESS IN THE STATE OF Connecticut

DURING THE YEAR 2023

NAIC Company Code 86258

Line of Business	1 Premiums and Annuities Considerations	2 Other Considerations	Dividends to Policyholders/Refunds to Members				7 Total (Col. 3+4+5+6)	Claims and Benefits Paid				
			3 Paid in Cash or Left on Deposit	4 Applied to Pay Renewal Premiums	5 Applied to Provide Paid-Up Additions or Shorten the Endowment or Premium-Paying Period	6 Other		8 Death and Annuity Benefits	9 Matured Endowments	10 Surrender Values and Withdrawals for Life Contracts	11 All Other Benefits	12 Total (Sum Columns 8 through 11)
Individual Life												
1. Industrial .....												
2. Whole .....												
3. Term .....												
4. Indexed .....												
5. Universal .....												
6. Universal with secondary guarantees .....												
7. Variable .....												
8. Variable universal .....												
9. Credit .....												
10. Other .....	(f)											
11. Total Individual Life												
Group Life												
12. Whole .....												
13. Term .....												
14. Universal .....												
15. Variable .....												
16. Variable universal .....												
17. Credit .....												
18. Other .....	(f)											
19. Total Group Life												
Individual Annuities												
20. Fixed .....												
21. Indexed .....												
22. Variable with guarantees .....												
23. Variable without guarantees .....												
24. Life contingent payout .....												
25. Other .....	(f)											
26. Total Individual Annuities												
Group Annuities												
27. Fixed .....												
28. Indexed .....												
29. Variable with guarantees .....												
30. Variable without guarantees .....												
31. Life contingent payout .....												
32. Other .....	(f)											
33. Total Group Annuities												
Accident and Health												
34. Comprehensive individual .....	(d)							XXX	XXX	XXX		
35. Comprehensive group .....	(d)							XXX	XXX	XXX		
36. Medicare Supplement .....	(d)							XXX	XXX	XXX		
37. Vision only .....	(d)							XXX	XXX	XXX		
38. Dental only .....	(d)							XXX	XXX	XXX		
39. Federal Employees Health Benefits Plan .....	(d)							XXX	XXX	XXX		
40. Title XVIII Medicare .....	(d)	(e)						XXX	XXX	XXX		
41. Title XIX Medicaid .....	(d)							XXX	XXX	XXX		
42. Credit A&H .....								XXX	XXX	XXX		
43. Disability income .....	(d)							XXX	XXX	XXX		
44. Long-term care .....	(d)							XXX	XXX	XXX		
45. Other health .....	(d)							XXX	XXX	XXX		
46. Total Accident and Health								XXX	XXX	XXX		
47. Total	(c)											

**NONE**

24.CT

ANNUAL STATEMENT FOR THE YEAR 2023 OF THE General Re Life Corporation

LIFE INSURANCE (STATE PAGE) (Continued)<sup>(b)</sup>

NAIC Group Code 0031

BUSINESS IN THE STATE OF

Connecticut

DURING THE YEAR 2023

NAIC Company Code 86258

Direct Death Benefits, Matured Endowments Incurred and Annuity Benefits

Policy Exhibit

Line of Business	13 Incurred During Current Year	Claims Settled During Current Year								22 Unpaid December 31, Current Year	Issued During Year		Other Changes to In Force (Net)		In Force December 31, Current Year (b)	
		Totals Paid		Reduction by Compromise		Amount Rejected		Total Settled During Current Year			23	24	25	26	27	28
		14 Number of Pals/ Certs	15 Amount	16 Number of Pals/ Certs	17 Amount	18 Number of Pals/ Certs	19 Amount	20 Number of Pals/ Certs	21 Amount		Number of Pals/ Certs	Amount	Number of Pals/ Certs	Amount	Number of Pals/ Certs	Amount
Individual Life																
1. Industrial																
2. Whole																
3. Term																
4. Indexed																
5. Universal																
6. Universal with secondary guarantees																
7. Variable																
8. Variable universal																
9. Credit																
10. Other (f)																
11. Total Individual Life																
Group Life																
12. Whole																
13. Term																
14. Universal																
15. Variable																
16. Variable universal																
17. Credit																
18. Other (f)																
19. Total Group Life																
Individual Annuities																
20. Fixed																
21. Indexed																
22. Variable with guarantees																
23. Variable without guarantees																
24. Life contingent payout																
25. Other (f)																
26. Total Individual Annuities																
Group Annuities																
27. Fixed																
28. Indexed																
29. Variable with guarantees																
30. Variable without guarantees																
31. Life contingent payout																
32. Other (f)																
33. Total Group Annuities																
Accident and Health																
34. Comprehensive individual (d)	XXX	XXX	XXX	XXX	XXX	XXX	XXX	XXX	XXX	XXX	XXX	XXX	XXX	XXX	XXX	XXX
35. Comprehensive group (d)	XXX	XXX	XXX	XXX	XXX	XXX	XXX	XXX	XXX	XXX	XXX	XXX	XXX	XXX	XXX	XXX
36. Medicare Supplement (d)	XXX	XXX	XXX	XXX	XXX	XXX	XXX	XXX	XXX	XXX	XXX	XXX	XXX	XXX	XXX	XXX
37. Vision only (d)	XXX	XXX	XXX	XXX	XXX	XXX	XXX	XXX	XXX	XXX	XXX	XXX	XXX	XXX	XXX	XXX
38. Dental only (d)	XXX	XXX	XXX	XXX	XXX	XXX	XXX	XXX	XXX	XXX	XXX	XXX	XXX	XXX	XXX	XXX
39. Federal Employees Health Benefits Plan (d)	XXX	XXX	XXX	XXX	XXX	XXX	XXX	XXX	XXX	XXX	XXX	XXX	XXX	XXX	XXX	XXX
40. Title XVIII Medicare (d)	XXX	XXX	XXX	XXX	XXX	XXX	XXX	XXX	XXX	XXX	XXX	XXX	XXX	XXX	XXX	XXX
41. Title XIX Medicaid (d)	XXX	XXX	XXX	XXX	XXX	XXX	XXX	XXX	XXX	XXX	XXX	XXX	XXX	XXX	XXX	XXX
42. Credit A&H	XXX	XXX	XXX	XXX	XXX	XXX	XXX	XXX	XXX	XXX	XXX	XXX	XXX	XXX	XXX	XXX
43. Disability income (d)	XXX	XXX	XXX	XXX	XXX	XXX	XXX	XXX	XXX	XXX	XXX	XXX	XXX	XXX	XXX	XXX
44. Long-term care (d)	XXX	XXX	XXX	XXX	XXX	XXX	XXX	XXX	XXX	XXX	XXX	XXX	XXX	XXX	XXX	XXX
45. Other health (d)	XXX	XXX	XXX	XXX	XXX	XXX	XXX	XXX	XXX	XXX	XXX	XXX	XXX	XXX	XXX	XXX
46. Total Accident and Health	XXX	XXX	XXX	XXX	XXX	XXX	XXX	XXX	XXX	XXX	XXX	XXX	XXX	XXX	XXX	XXX
47. TOTAL																

NONE

(a) Includes Group Credit Life Insurance Loans less than or equal to 60 months at issue, prior year \$ \_\_\_\_\_, current year \$ \_\_\_\_\_. Loans greater than 60 months at issue BUT NOT GREATER THAN 120 MONTHS prior year \$ \_\_\_\_\_, current year \$ \_\_\_\_\_.

(b) Corporate Owned Life Insurance/BOLI: 1) Number of policies: \_\_\_\_\_ 2) covering number of lives: \_\_\_\_\_ 3) face amount \$ \_\_\_\_\_.

(c) Deposit-Type Contract Considerations NOT included in Total Premiums and Annuities Considerations: Individual: \$ \_\_\_\_\_ Group: \$ \_\_\_\_\_ Total: \$ \_\_\_\_\_.

(d) For health business on indicated lines report: Number of persons insured under PPO managed care products \_\_\_\_\_ and number of persons insured under indemnity only products \_\_\_\_\_.

(e) For health premiums written: amount of Medicare Title XVIII exempt from state taxes or fees \$ \_\_\_\_\_.

(f) Certain Separate Account products are included in "Other" product categories in the table(s) above:

- 1. Individual Life - Other includes the following amounts related to Separate Account policies: Column 1) \$ \_\_\_\_\_ Column 7) \$ \_\_\_\_\_ Column 12) \$ \_\_\_\_\_
- 2. Group Life - Other includes the following amounts related to Separate Account policies: Column 1) \$ \_\_\_\_\_ Column 7) \$ \_\_\_\_\_ Column 12) \$ \_\_\_\_\_
- 3. Individual Annuities - Other includes the following amounts related to Separate Account policies: Column 1) \$ \_\_\_\_\_ Column 7) \$ \_\_\_\_\_ Column 12) \$ \_\_\_\_\_
- 4. Group Annuities - Other includes the following amounts related to Separate Account policies: Column 1) \$ \_\_\_\_\_ Column 7) \$ \_\_\_\_\_ Column 12) \$ \_\_\_\_\_



ANNUAL STATEMENT FOR THE YEAR 2023 OF THE General Re Life Corporation  
**LIFE INSURANCE (STATE PAGE)<sup>(b)</sup>**

NAIC Group Code 0031

BUSINESS IN THE STATE OF Delaware

DURING THE YEAR 2023

NAIC Company Code 86258

Line of Business	1 Premiums and Annuities Considerations	2 Other Considerations	Dividends to Policyholders/Refunds to Members				7 Total (Col. 3+4+5+6)	Claims and Benefits Paid				
			3 Paid in Cash or Left on Deposit	4 Applied to Pay Renewal Premiums	5 Applied to Provide Paid-Up Additions or Shorten the Endowment or Premium-Paying Period	6 Other		8 Death and Annuity Benefits	9 Matured Endowments	10 Surrender Values and Withdrawals for Life Contracts	11 All Other Benefits	12 Total (Sum Columns 8 through 11)
Individual Life												
1. Industrial .....												
2. Whole .....												
3. Term .....												
4. Indexed .....												
5. Universal .....												
6. Universal with secondary guarantees .....												
7. Variable .....												
8. Variable universal .....												
9. Credit .....												
10. Other .....	(f)											
11. Total Individual Life												
Group Life												
12. Whole .....												
13. Term .....												
14. Universal .....												
15. Variable .....												
16. Variable universal .....												
17. Credit .....												
18. Other .....	(f)											
19. Total Group Life												
Individual Annuities												
20. Fixed .....												
21. Indexed .....												
22. Variable with guarantees .....												
23. Variable without guarantees .....												
24. Life contingent payout .....												
25. Other .....	(f)											
26. Total Individual Annuities												
Group Annuities												
27. Fixed .....												
28. Indexed .....												
29. Variable with guarantees .....												
30. Variable without guarantees .....												
31. Life contingent payout .....												
32. Other .....	(f)											
33. Total Group Annuities												
Accident and Health												
34. Comprehensive individual .....	(d)							XXX	XXX	XXX		
35. Comprehensive group .....	(d)							XXX	XXX	XXX		
36. Medicare Supplement .....	(d)							XXX	XXX	XXX		
37. Vision only .....	(d)							XXX	XXX	XXX		
38. Dental only .....	(d)							XXX	XXX	XXX		
39. Federal Employees Health Benefits Plan .....	(d)							XXX	XXX	XXX		
40. Title XVIII Medicare .....	(d)	(e)						XXX	XXX	XXX		
41. Title XIX Medicaid .....	(d)							XXX	XXX	XXX		
42. Credit A&H .....								XXX	XXX	XXX		
43. Disability income .....	(d)							XXX	XXX	XXX		
44. Long-term care .....	(d)							XXX	XXX	XXX		
45. Other health .....	(d)							XXX	XXX	XXX		
46. Total Accident and Health								XXX	XXX	XXX		
47. Total	(c)											

**NONE**

24.DE

ANNUAL STATEMENT FOR THE YEAR 2023 OF THE General Re Life Corporation

**LIFE INSURANCE (STATE PAGE) (Continued)<sup>(b)</sup>**

NAIC Group Code 0031

BUSINESS IN THE STATE OF

Delaware

DURING THE YEAR 2023

NAIC Company Code 86258

Direct Death Benefits, Matured Endowments Incurred and Annuity Benefits

Policy Exhibit

Line of Business	13 Incurred During Current Year	Claims Settled During Current Year								22 Unpaid December 31, Current Year	Issued During Year		Other Changes to In Force (Net)		In Force December 31, Current Year (b)	
		Totals Paid		Reduction by Compromise		Amount Rejected		Total Settled During Current Year			23	24	25	26	27	28
		14 Number of Pols/ Certs	15 Amount	16 Number of Pols/ Certs	17 Amount	18 Number of Pols/ Certs	19 Amount	20 Number of Pols/ Certs	21 Amount		Number of Pols/ Certs	Amount	Number of Pols/ Certs	Amount	Number of Pols/ Certs	Amount
Individual Life																
1. Industrial																
2. Whole																
3. Term																
4. Indexed																
5. Universal																
6. Universal with secondary guarantees																
7. Variable																
8. Variable universal																
9. Credit																
10. Other (f)																
11. Total Individual Life																
Group Life																
12. Whole																
13. Term																
14. Universal																
15. Variable																
16. Variable universal																
17. Credit																
18. Other (f)																
19. Total Group Life																
Individual Annuities																
20. Fixed																
21. Indexed																
22. Variable with guarantees																
23. Variable without guarantees																
24. Life contingent payout																
25. Other (f)																
26. Total Individual Annuities																
Group Annuities																
27. Fixed																
28. Indexed																
29. Variable with guarantees																
30. Variable without guarantees																
31. Life contingent payout																
32. Other (f)																
33. Total Group Annuities																
Accident and Health																
34. Comprehensive individual (d)	XXX	XXX	XXX	XXX	XXX	XXX	XXX	XXX	XXX	XXX	XXX	XXX	XXX	XXX	XXX	XXX
35. Comprehensive group (d)	XXX	XXX	XXX	XXX	XXX	XXX	XXX	XXX	XXX	XXX	XXX	XXX	XXX	XXX	XXX	XXX
36. Medicare Supplement (d)	XXX	XXX	XXX	XXX	XXX	XXX	XXX	XXX	XXX	XXX	XXX	XXX	XXX	XXX	XXX	XXX
37. Vision only (d)	XXX	XXX	XXX	XXX	XXX	XXX	XXX	XXX	XXX	XXX	XXX	XXX	XXX	XXX	XXX	XXX
38. Dental only (d)	XXX	XXX	XXX	XXX	XXX	XXX	XXX	XXX	XXX	XXX	XXX	XXX	XXX	XXX	XXX	XXX
39. Federal Employees Health Benefits Plan (d)	XXX	XXX	XXX	XXX	XXX	XXX	XXX	XXX	XXX	XXX	XXX	XXX	XXX	XXX	XXX	XXX
40. Title XVIII Medicare (d)	XXX	XXX	XXX	XXX	XXX	XXX	XXX	XXX	XXX	XXX	XXX	XXX	XXX	XXX	XXX	XXX
41. Title XIX Medicaid (d)	XXX	XXX	XXX	XXX	XXX	XXX	XXX	XXX	XXX	XXX	XXX	XXX	XXX	XXX	XXX	XXX
42. Credit A&H	XXX	XXX	XXX	XXX	XXX	XXX	XXX	XXX	XXX	XXX	XXX	XXX	XXX	XXX	XXX	XXX
43. Disability income (d)	XXX	XXX	XXX	XXX	XXX	XXX	XXX	XXX	XXX	XXX	XXX	XXX	XXX	XXX	XXX	XXX
44. Long-term care (d)	XXX	XXX	XXX	XXX	XXX	XXX	XXX	XXX	XXX	XXX	XXX	XXX	XXX	XXX	XXX	XXX
45. Other health (d)	XXX	XXX	XXX	XXX	XXX	XXX	XXX	XXX	XXX	XXX	XXX	XXX	XXX	XXX	XXX	XXX
46. Total Accident and Health	XXX	XXX	XXX	XXX	XXX	XXX	XXX	XXX	XXX	XXX	XXX	XXX	XXX	XXX	XXX	XXX
47. TOTAL																

**NONE**

(a) Includes Group Credit Life Insurance Loans less than or equal to 60 months at issue, prior year \$ \_\_\_\_\_, current year \$ \_\_\_\_\_. Loans greater than 60 months at issue BUT NOT GREATER THAN 120 MONTHS prior year \$ \_\_\_\_\_, current year \$ \_\_\_\_\_.

(b) Corporate Owned Life Insurance/BOLI: 1) Number of policies: \_\_\_\_\_ 2) covering number of lives: \_\_\_\_\_ 3) face amount \$ \_\_\_\_\_.

(c) Deposit-Type Contract Considerations NOT included in Total Premiums and Annuities Considerations: Individual: \$ \_\_\_\_\_ Group: \$ \_\_\_\_\_ Total: \$ \_\_\_\_\_.

(d) For health business on indicated lines report: Number of persons insured under PPO managed care products \_\_\_\_\_ and number of persons insured under indemnity only products \_\_\_\_\_.

(e) For health premiums written: amount of Medicare Title XVIII exempt from state taxes or fees \$ \_\_\_\_\_.

(f) Certain Separate Account products are included in "Other" product categories in the table(s) above:

1. Individual Life - Other includes the following amounts related to Separate Account policies: Column 1) \$ \_\_\_\_\_ Column 7) \$ \_\_\_\_\_ Column 12) \$ \_\_\_\_\_

2. Group Life - Other includes the following amounts related to Separate Account policies: Column 1) \$ \_\_\_\_\_ Column 7) \$ \_\_\_\_\_ Column 12) \$ \_\_\_\_\_

3. Individual Annuities - Other includes the following amounts related to Separate Account policies: Column 1) \$ \_\_\_\_\_ Column 7) \$ \_\_\_\_\_ Column 12) \$ \_\_\_\_\_

4. Group Annuities - Other includes the following amounts related to Separate Account policies: Column 1) \$ \_\_\_\_\_ Column 7) \$ \_\_\_\_\_ Column 12) \$ \_\_\_\_\_

24.1.DE



ANNUAL STATEMENT FOR THE YEAR 2023 OF THE General Re Life Corporation  
**LIFE INSURANCE (STATE PAGE)<sup>(b)</sup>**

NAIC Group Code 0031

BUSINESS IN THE STATE OF District of Columbia

DURING THE YEAR 2023

NAIC Company Code 86258

Line of Business	1 Premiums and Annuities Considerations	2 Other Considerations	Dividends to Policyholders/Refunds to Members				7 Total (Col. 3+4+5+6)	Claims and Benefits Paid				
			3 Paid in Cash or Left on Deposit	4 Applied to Pay Renewal Premiums	5 Applied to Provide Paid-Up Additions or Shorten the Endowment or Premium-Paying Period	6 Other		8 Death and Annuity Benefits	9 Matured Endowments	10 Surrender Values and Withdrawals for Life Contracts	11 All Other Benefits	12 Total (Sum Columns 8 through 11)
Individual Life												
1. Industrial .....												
2. Whole .....												
3. Term .....												
4. Indexed .....												
5. Universal .....												
6. Universal with secondary guarantees .....												
7. Variable .....												
8. Variable universal .....												
9. Credit .....												
10. Other .....	(f)											
11. Total Individual Life												
Group Life												
12. Whole .....												
13. Term .....												
14. Universal .....												
15. Variable .....												
16. Variable universal .....												
17. Credit .....												
18. Other .....	(f)											
19. Total Group Life												
Individual Annuities												
20. Fixed .....												
21. Indexed .....												
22. Variable with guarantees .....												
23. Variable without guarantees .....												
24. Life contingent payout .....												
25. Other .....	(f)											
26. Total Individual Annuities												
Group Annuities												
27. Fixed .....												
28. Indexed .....												
29. Variable with guarantees .....												
30. Variable without guarantees .....												
31. Life contingent payout .....												
32. Other .....	(f)											
33. Total Group Annuities												
Accident and Health												
34. Comprehensive individual .....	(d)							XXX	XXX	XXX		
35. Comprehensive group .....	(d)							XXX	XXX	XXX		
36. Medicare Supplement .....	(d)							XXX	XXX	XXX		
37. Vision only .....	(d)							XXX	XXX	XXX		
38. Dental only .....	(d)							XXX	XXX	XXX		
39. Federal Employees Health Benefits Plan .....	(d)							XXX	XXX	XXX		
40. Title XVIII Medicare .....	(d)	(e)						XXX	XXX	XXX		
41. Title XIX Medicaid .....	(d)							XXX	XXX	XXX		
42. Credit A&H .....								XXX	XXX	XXX		
43. Disability income .....	(d)							XXX	XXX	XXX		
44. Long-term care .....	(d)							XXX	XXX	XXX		
45. Other health .....	(d)							XXX	XXX	XXX		
46. Total Accident and Health								XXX	XXX	XXX		
47. Total	(c)											

**NONE**

24.DC

ANNUAL STATEMENT FOR THE YEAR 2023 OF THE General Re Life Corporation

LIFE INSURANCE (STATE PAGE) (Continued)<sup>(b)</sup>

NAIC Group Code 0031

BUSINESS IN THE STATE OF

District of Columbia

DURING THE YEAR 2023

NAIC Company Code 86258

Direct Death Benefits, Matured Endowments Incurred and Annuity Benefits

Policy Exhibit

Line of Business	13 Incurred During Current Year	Claims Settled During Current Year								22 Unpaid December 31, Current Year	Issued During Year		Other Changes to In Force (Net)		In Force December 31, Current Year (b)	
		Totals Paid		Reduction by Compromise		Amount Rejected		Total Settled During Current Year			23	24	25	26	27	28
		14 Number of Pols/ Certs	15 Amount	16 Number of Pols/ Certs	17 Amount	18 Number of Pols/ Certs	19 Amount	20 Number of Pols/ Certs	21 Amount		Number of Pols/ Certs	Amount	Number of Pols/ Certs	Amount	Number of Pols/ Certs	Amount
Individual Life																
1. Industrial																
2. Whole																
3. Term																
4. Indexed																
5. Universal																
6. Universal with secondary guarantees																
7. Variable																
8. Variable universal																
9. Credit																
10. Other (f)																
11. Total Individual Life																
Group Life																
12. Whole																
13. Term																
14. Universal																
15. Variable																
16. Variable universal																
17. Credit																
18. Other (f)																
19. Total Group Life																
Individual Annuities																
20. Fixed																
21. Indexed																
22. Variable with guarantees																
23. Variable without guarantees																
24. Life contingent payout																
25. Other (f)																
26. Total Individual Annuities																
Group Annuities																
27. Fixed																
28. Indexed																
29. Variable with guarantees																
30. Variable without guarantees																
31. Life contingent payout																
32. Other (f)																
33. Total Group Annuities																
Accident and Health																
34. Comprehensive individual (d)	XXX	XXX	XXX	XXX	XXX	XXX	XXX	XXX	XXX	XXX	XXX	XXX	XXX	XXX	XXX	XXX
35. Comprehensive group (d)	XXX	XXX	XXX	XXX	XXX	XXX	XXX	XXX	XXX	XXX	XXX	XXX	XXX	XXX	XXX	XXX
36. Medicare Supplement (d)	XXX	XXX	XXX	XXX	XXX	XXX	XXX	XXX	XXX	XXX	XXX	XXX	XXX	XXX	XXX	XXX
37. Vision only (d)	XXX	XXX	XXX	XXX	XXX	XXX	XXX	XXX	XXX	XXX	XXX	XXX	XXX	XXX	XXX	XXX
38. Dental only (d)	XXX	XXX	XXX	XXX	XXX	XXX	XXX	XXX	XXX	XXX	XXX	XXX	XXX	XXX	XXX	XXX
39. Federal Employees Health Benefits Plan (d)	XXX	XXX	XXX	XXX	XXX	XXX	XXX	XXX	XXX	XXX	XXX	XXX	XXX	XXX	XXX	XXX
40. Title XVIII Medicare (d)	XXX	XXX	XXX	XXX	XXX	XXX	XXX	XXX	XXX	XXX	XXX	XXX	XXX	XXX	XXX	XXX
41. Title XIX Medicaid (d)	XXX	XXX	XXX	XXX	XXX	XXX	XXX	XXX	XXX	XXX	XXX	XXX	XXX	XXX	XXX	XXX
42. Credit A&H	XXX	XXX	XXX	XXX	XXX	XXX	XXX	XXX	XXX	XXX	XXX	XXX	XXX	XXX	XXX	XXX
43. Disability income (d)	XXX	XXX	XXX	XXX	XXX	XXX	XXX	XXX	XXX	XXX	XXX	XXX	XXX	XXX	XXX	XXX
44. Long-term care (d)	XXX	XXX	XXX	XXX	XXX	XXX	XXX	XXX	XXX	XXX	XXX	XXX	XXX	XXX	XXX	XXX
45. Other health (d)	XXX	XXX	XXX	XXX	XXX	XXX	XXX	XXX	XXX	XXX	XXX	XXX	XXX	XXX	XXX	XXX
46. Total Accident and Health	XXX	XXX	XXX	XXX	XXX	XXX	XXX	XXX	XXX	XXX	XXX	XXX	XXX	XXX	XXX	XXX
47. TOTAL																

NONE

(a) Includes Group Credit Life Insurance Loans less than or equal to 60 months at issue, prior year \$ \_\_\_\_\_, current year \$ \_\_\_\_\_. Loans greater than 60 months at issue BUT NOT GREATER THAN 120 MONTHS prior year \$ \_\_\_\_\_, current year \$ \_\_\_\_\_.

(b) Corporate Owned Life Insurance/BOLI: 1) Number of policies: \_\_\_\_\_ 2) covering number of lives: \_\_\_\_\_ 3) face amount \$ \_\_\_\_\_.

(c) Deposit-Type Contract Considerations NOT included in Total Premiums and Annuities Considerations: Individual: \$ \_\_\_\_\_ Group: \$ \_\_\_\_\_ Total: \$ \_\_\_\_\_.

(d) For health business on indicated lines report: Number of persons insured under PPO managed care products \_\_\_\_\_ and number of persons insured under indemnity only products \_\_\_\_\_.

(e) For health premiums written: amount of Medicare Title XVIII exempt from state taxes or fees \$ \_\_\_\_\_.

(f) Certain Separate Account products are included in "Other" product categories in the table(s) above:

1. Individual Life - Other includes the following amounts related to Separate Account policies: Column 1) \$ \_\_\_\_\_ Column 7) \$ \_\_\_\_\_ Column 12) \$ \_\_\_\_\_

2. Group Life - Other includes the following amounts related to Separate Account policies: Column 1) \$ \_\_\_\_\_ Column 7) \$ \_\_\_\_\_ Column 12) \$ \_\_\_\_\_

3. Individual Annuities - Other includes the following amounts related to Separate Account policies: Column 1) \$ \_\_\_\_\_ Column 7) \$ \_\_\_\_\_ Column 12) \$ \_\_\_\_\_

4. Group Annuities - Other includes the following amounts related to Separate Account policies: Column 1) \$ \_\_\_\_\_ Column 7) \$ \_\_\_\_\_ Column 12) \$ \_\_\_\_\_

24.1.DC



**ANNUAL STATEMENT FOR THE YEAR 2023 OF THE General Re Life Corporation  
LIFE INSURANCE (STATE PAGE)<sup>(b)</sup>**

NAIC Group Code 0031

BUSINESS IN THE STATE OF Florida

DURING THE YEAR 2023

NAIC Company Code 86258

Line of Business	1 Premiums and Annuities Considerations	2 Other Considerations	Dividends to Policyholders/Refunds to Members				7 Total (Col. 3+4+5+6)	Claims and Benefits Paid				
			3 Paid in Cash or Left on Deposit	4 Applied to Pay Renewal Premiums	5 Applied to Provide Paid-Up Additions or Shorten the Endowment or Premium-Paying Period	6 Other		8 Death and Annuity Benefits	9 Matured Endowments	10 Surrender Values and Withdrawals for Life Contracts	11 All Other Benefits	12 Total (Sum Columns 8 through 11)
Individual Life												
1. Industrial .....												
2. Whole .....												
3. Term .....												
4. Indexed .....												
5. Universal .....												
6. Universal with secondary guarantees .....												
7. Variable .....												
8. Variable universal .....												
9. Credit .....												
10. Other .....	(f)											
11. Total Individual Life												
Group Life												
12. Whole .....												
13. Term .....												
14. Universal .....												
15. Variable .....												
16. Variable universal .....												
17. Credit .....												
18. Other .....	(f)											
19. Total Group Life												
Individual Annuities												
20. Fixed .....												
21. Indexed .....												
22. Variable with guarantees .....												
23. Variable without guarantees .....												
24. Life contingent payout .....												
25. Other .....	(f)											
26. Total Individual Annuities												
Group Annuities												
27. Fixed .....												
28. Indexed .....												
29. Variable with guarantees .....												
30. Variable without guarantees .....												
31. Life contingent payout .....												
32. Other .....	(f)											
33. Total Group Annuities												
Accident and Health												
34. Comprehensive individual .....	(d)							XXX	XXX	XXX		
35. Comprehensive group .....	(d)							XXX	XXX	XXX		
36. Medicare Supplement .....	(d)							XXX	XXX	XXX		
37. Vision only .....	(d)							XXX	XXX	XXX		
38. Dental only .....	(d)							XXX	XXX	XXX		
39. Federal Employees Health Benefits Plan .....	(d)							XXX	XXX	XXX		
40. Title XVIII Medicare .....	(d)	(e)						XXX	XXX	XXX		
41. Title XIX Medicaid .....	(d)							XXX	XXX	XXX		
42. Credit A&H .....								XXX	XXX	XXX		
43. Disability income .....	(d)							XXX	XXX	XXX		
44. Long-term care .....	(d)							XXX	XXX	XXX		
45. Other health .....	(d)							XXX	XXX	XXX		
46. Total Accident and Health								XXX	XXX	XXX		
47. Total	(c)											

**NONE**

24.FL

ANNUAL STATEMENT FOR THE YEAR 2023 OF THE General Re Life Corporation

LIFE INSURANCE (STATE PAGE) (Continued)<sup>(b)</sup>

NAIC Group Code 0031

BUSINESS IN THE STATE OF

Florida

DURING THE YEAR 2023

NAIC Company Code 86258

Line of Business	13 Incurred During Current Year	13 Claims Settled During Current Year								22 Unpaid December 31, Current Year	22 Issued During Year		22 Other Changes to In Force (Net)		22 In Force December 31, Current Year (b)	
		Totals Paid		Reduction by Compromise		Amount Rejected		Total Settled During Current Year			23	24	25	26	27	28
		14 Number of Pols/ Certs	15 Amount	16 Number of Pols/ Certs	17 Amount	18 Number of Pols/ Certs	19 Amount	20 Number of Pols/ Certs	21 Amount		Number of Pols/ Certs	Amount	Number of Pols/ Certs	Amount	Number of Pols/ Certs	Amount
Individual Life																
1. Industrial																
2. Whole																
3. Term																
4. Indexed																
5. Universal																
6. Universal with secondary guarantees																
7. Variable																
8. Variable universal																
9. Credit																
10. Other (f)																
11. Total Individual Life																
Group Life																
12. Whole																
13. Term																
14. Universal																
15. Variable																
16. Variable universal																
17. Credit																
18. Other (f)																
19. Total Group Life																
Individual Annuities																
20. Fixed																
21. Indexed																
22. Variable with guarantees																
23. Variable without guarantees																
24. Life contingent payout																
25. Other (f)																
26. Total Individual Annuities																
Group Annuities																
27. Fixed																
28. Indexed																
29. Variable with guarantees																
30. Variable without guarantees																
31. Life contingent payout																
32. Other (f)																
33. Total Group Annuities																
Accident and Health																
34. Comprehensive individual (d)	XXX	XXX	XXX	XXX	XXX	XXX	XXX	XXX	XXX	XXX	XXX	XXX	XXX	XXX	XXX	
35. Comprehensive group (d)	XXX	XXX	XXX	XXX	XXX	XXX	XXX	XXX	XXX	XXX	XXX	XXX	XXX	XXX	XXX	
36. Medicare Supplement (d)	XXX	XXX	XXX	XXX	XXX	XXX	XXX	XXX	XXX	XXX	XXX	XXX	XXX	XXX	XXX	
37. Vision only (d)	XXX	XXX	XXX	XXX	XXX	XXX	XXX	XXX	XXX	XXX	XXX	XXX	XXX	XXX	XXX	
38. Dental only (d)	XXX	XXX	XXX	XXX	XXX	XXX	XXX	XXX	XXX	XXX	XXX	XXX	XXX	XXX	XXX	
39. Federal Employees Health Benefits Plan (d)	XXX	XXX	XXX	XXX	XXX	XXX	XXX	XXX	XXX	XXX	XXX	XXX	XXX	XXX	XXX	
40. Title XVIII Medicare (d)	XXX	XXX	XXX	XXX	XXX	XXX	XXX	XXX	XXX	XXX	XXX	XXX	XXX	XXX	XXX	
41. Title XIX Medicaid (d)	XXX	XXX	XXX	XXX	XXX	XXX	XXX	XXX	XXX	XXX	XXX	XXX	XXX	XXX	XXX	
42. Credit A&H	XXX	XXX	XXX	XXX	XXX	XXX	XXX	XXX	XXX	XXX	XXX	XXX	XXX	XXX	XXX	
43. Disability income (d)	XXX	XXX	XXX	XXX	XXX	XXX	XXX	XXX	XXX	XXX	XXX	XXX	XXX	XXX	XXX	
44. Long-term care (d)	XXX	XXX	XXX	XXX	XXX	XXX	XXX	XXX	XXX	XXX	XXX	XXX	XXX	XXX	XXX	
45. Other health (d)	XXX	XXX	XXX	XXX	XXX	XXX	XXX	XXX	XXX	XXX	XXX	XXX	XXX	XXX	XXX	
46. Total Accident and Health	XXX	XXX	XXX	XXX	XXX	XXX	XXX	XXX	XXX	XXX	XXX	XXX	XXX	XXX	XXX	
47. TOTAL																

NONE

(a) Includes Group Credit Life Insurance Loans less than or equal to 60 months at issue, prior year \$ \_\_\_\_\_, current year \$ \_\_\_\_\_. Loans greater than 60 months at issue BUT NOT GREATER THAN 120 MONTHS prior year \$ \_\_\_\_\_, current year \$ \_\_\_\_\_.

(b) Corporate Owned Life Insurance/BOLI: 1) Number of policies: \_\_\_\_\_ 2) covering number of lives: \_\_\_\_\_ 3) face amount \$ \_\_\_\_\_.

(c) Deposit-Type Contract Considerations NOT included in Total Premiums and Annuities Considerations: Individual: \$ \_\_\_\_\_ Group: \$ \_\_\_\_\_ Total: \$ \_\_\_\_\_.

(d) For health business on indicated lines report: Number of persons insured under PPO managed care products \_\_\_\_\_ and number of persons insured under indemnity only products \_\_\_\_\_.

(e) For health premiums written: amount of Medicare Title XVIII exempt from state taxes or fees \$ \_\_\_\_\_.

(f) Certain Separate Account products are included in "Other" product categories in the table(s) above:

1. Individual Life - Other includes the following amounts related to Separate Account policies: Column 1) \$ \_\_\_\_\_ Column 7) \$ \_\_\_\_\_ Column 12) \$ \_\_\_\_\_

2. Group Life - Other includes the following amounts related to Separate Account policies: Column 1) \$ \_\_\_\_\_ Column 7) \$ \_\_\_\_\_ Column 12) \$ \_\_\_\_\_

3. Individual Annuities - Other includes the following amounts related to Separate Account policies: Column 1) \$ \_\_\_\_\_ Column 7) \$ \_\_\_\_\_ Column 12) \$ \_\_\_\_\_

4. Group Annuities - Other includes the following amounts related to Separate Account policies: Column 1) \$ \_\_\_\_\_ Column 7) \$ \_\_\_\_\_ Column 12) \$ \_\_\_\_\_





**ANNUAL STATEMENT FOR THE YEAR 2023 OF THE General Re Life Corporation  
LIFE INSURANCE (STATE PAGE)<sup>(b)</sup>**

NAIC Group Code 0031

BUSINESS IN THE STATE OF Georgia

DURING THE YEAR 2023

NAIC Company Code 86258

Line of Business	1 Premiums and Annuities Considerations	2 Other Considerations	Dividends to Policyholders/Refunds to Members				7 Total (Col. 3+4+5+6)	Claims and Benefits Paid				
			3 Paid in Cash or Left on Deposit	4 Applied to Pay Renewal Premiums	5 Applied to Provide Paid-Up Additions or Shorten the Endowment or Premium-Paying Period	6 Other		8 Death and Annuity Benefits	9 Matured Endowments	10 Surrender Values and Withdrawals for Life Contracts	11 All Other Benefits	12 Total (Sum Columns 8 through 11)
Individual Life												
1. Industrial												
2. Whole												
3. Term												
4. Indexed												
5. Universal												
6. Universal with secondary guarantees												
7. Variable												
8. Variable universal												
9. Credit												
10. Other (f)												
11. Total Individual Life												
Group Life												
12. Whole												
13. Term												
14. Universal												
15. Variable												
16. Variable universal												
17. Credit												
18. Other (f)												
19. Total Group Life												
Individual Annuities												
20. Fixed												
21. Indexed												
22. Variable with guarantees												
23. Variable without guarantees												
24. Life contingent payout												
25. Other (f)												
26. Total Individual Annuities												
Group Annuities												
27. Fixed												
28. Indexed												
29. Variable with guarantees												
30. Variable without guarantees												
31. Life contingent payout												
32. Other (f)												
33. Total Group Annuities												
Accident and Health												
34. Comprehensive individual (d)								XXX	XXX	XXX		
35. Comprehensive group (d)								XXX	XXX	XXX		
36. Medicare Supplement (d)								XXX	XXX	XXX		
37. Vision only (d)								XXX	XXX	XXX		
38. Dental only (d)								XXX	XXX	XXX		
39. Federal Employees Health Benefits Plan (d)								XXX	XXX	XXX		
40. Title XVIII Medicare (d)		(e)						XXX	XXX	XXX		
41. Title XIX Medicaid (d)								XXX	XXX	XXX		
42. Credit A&H								XXX	XXX	XXX		
43. Disability income (d)								XXX	XXX	XXX		
44. Long-term care (d)								XXX	XXX	XXX		
45. Other health (d)								XXX	XXX	XXX		
46. Total Accident and Health								XXX	XXX	XXX		
47. Total (c)												

**NONE**

24.GA

ANNUAL STATEMENT FOR THE YEAR 2023 OF THE General Re Life Corporation

LIFE INSURANCE (STATE PAGE) (Continued)<sup>(b)</sup>

NAIC Group Code 0031

BUSINESS IN THE STATE OF

Georgia

DURING THE YEAR 2023

NAIC Company Code 86258

Line of Business	13 Incurred During Current Year	13 Direct Death Benefits, Matured Endowments Incurred and Annuity Benefits Claims Settled During Current Year								22 Unpaid December 31, Current Year	22 Issued During Year		22 Other Changes to In Force (Net)		22 In Force December 31, Current Year (b)	
		Totals Paid		Reduction by Compromise		Amount Rejected		Total Settled During Current Year			23	24	25	26	27	28
		14 Number of Pals/ Certs	15 Amount	16 Number of Pals/ Certs	17 Amount	18 Number of Pals/ Certs	19 Amount	20 Number of Pals/ Certs	21 Amount		Number of Pals/ Certs	Amount	Number of Pals/ Certs	Amount	Number of Pals/ Certs	Amount
Individual Life																
1. Industrial																
2. Whole																
3. Term																
4. Indexed																
5. Universal																
6. Universal with secondary guarantees																
7. Variable																
8. Variable universal																
9. Credit																
10. Other (f)																
11. Total Individual Life																
Group Life																
12. Whole																
13. Term																
14. Universal																
15. Variable																
16. Variable universal																
17. Credit																
18. Other (f)																
19. Total Group Life																
Individual Annuities																
20. Fixed																
21. Indexed																
22. Variable with guarantees																
23. Variable without guarantees																
24. Life contingent payout																
25. Other (f)																
26. Total Individual Annuities																
Group Annuities																
27. Fixed																
28. Indexed																
29. Variable with guarantees																
30. Variable without guarantees																
31. Life contingent payout																
32. Other (f)																
33. Total Group Annuities																
Accident and Health																
34. Comprehensive individual (d)	XXX	XXX	XXX	XXX	XXX	XXX	XXX	XXX	XXX	XXX	XXX	XXX	XXX	XXX	XXX	
35. Comprehensive group (d)	XXX	XXX	XXX	XXX	XXX	XXX	XXX	XXX	XXX	XXX	XXX	XXX	XXX	XXX	XXX	
36. Medicare Supplement (d)	XXX	XXX	XXX	XXX	XXX	XXX	XXX	XXX	XXX	XXX	XXX	XXX	XXX	XXX	XXX	
37. Vision only (d)	XXX	XXX	XXX	XXX	XXX	XXX	XXX	XXX	XXX	XXX	XXX	XXX	XXX	XXX	XXX	
38. Dental only (d)	XXX	XXX	XXX	XXX	XXX	XXX	XXX	XXX	XXX	XXX	XXX	XXX	XXX	XXX	XXX	
39. Federal Employees Health Benefits Plan (d)	XXX	XXX	XXX	XXX	XXX	XXX	XXX	XXX	XXX	XXX	XXX	XXX	XXX	XXX	XXX	
40. Title XVIII Medicare (d)	XXX	XXX	XXX	XXX	XXX	XXX	XXX	XXX	XXX	XXX	XXX	XXX	XXX	XXX	XXX	
41. Title XIX Medicaid (d)	XXX	XXX	XXX	XXX	XXX	XXX	XXX	XXX	XXX	XXX	XXX	XXX	XXX	XXX	XXX	
42. Credit A&H	XXX	XXX	XXX	XXX	XXX	XXX	XXX	XXX	XXX	XXX	XXX	XXX	XXX	XXX	XXX	
43. Disability income (d)	XXX	XXX	XXX	XXX	XXX	XXX	XXX	XXX	XXX	XXX	XXX	XXX	XXX	XXX	XXX	
44. Long-term care (d)	XXX	XXX	XXX	XXX	XXX	XXX	XXX	XXX	XXX	XXX	XXX	XXX	XXX	XXX	XXX	
45. Other health (d)	XXX	XXX	XXX	XXX	XXX	XXX	XXX	XXX	XXX	XXX	XXX	XXX	XXX	XXX	XXX	
46. Total Accident and Health	XXX	XXX	XXX	XXX	XXX	XXX	XXX	XXX	XXX	XXX	XXX	XXX	XXX	XXX	XXX	
47. TOTAL																

NONE

(a) Includes Group Credit Life Insurance Loans less than or equal to 60 months at issue, prior year \$ \_\_\_\_\_, current year \$ \_\_\_\_\_. Loans greater than 60 months at issue BUT NOT GREATER THAN 120 MONTHS prior year \$ \_\_\_\_\_, current year \$ \_\_\_\_\_.

(b) Corporate Owned Life Insurance/BOLI: 1) Number of policies: \_\_\_\_\_ 2) covering number of lives: \_\_\_\_\_ 3) face amount \$ \_\_\_\_\_.

(c) Deposit-Type Contract Considerations NOT included in Total Premiums and Annuities Considerations: Individual: \$ \_\_\_\_\_ Group: \$ \_\_\_\_\_ Total: \$ \_\_\_\_\_.

(d) For health business on indicated lines report: Number of persons insured under PPO managed care products \_\_\_\_\_ and number of persons insured under indemnity only products \_\_\_\_\_.

(e) For health premiums written: amount of Medicare Title XVIII exempt from state taxes or fees \$ \_\_\_\_\_.

(f) Certain Separate Account products are included in "Other" product categories in the table(s) above:

1. Individual Life - Other includes the following amounts related to Separate Account policies: Column 1) \$ \_\_\_\_\_ Column 7) \$ \_\_\_\_\_ Column 12) \$ \_\_\_\_\_

2. Group Life - Other includes the following amounts related to Separate Account policies: Column 1) \$ \_\_\_\_\_ Column 7) \$ \_\_\_\_\_ Column 12) \$ \_\_\_\_\_

3. Individual Annuities - Other includes the following amounts related to Separate Account policies: Column 1) \$ \_\_\_\_\_ Column 7) \$ \_\_\_\_\_ Column 12) \$ \_\_\_\_\_

4. Group Annuities - Other includes the following amounts related to Separate Account policies: Column 1) \$ \_\_\_\_\_ Column 7) \$ \_\_\_\_\_ Column 12) \$ \_\_\_\_\_

24.1 GA



ANNUAL STATEMENT FOR THE YEAR 2023 OF THE General Re Life Corporation  
**LIFE INSURANCE (STATE PAGE)<sup>(b)</sup>**

NAIC Group Code 0031

BUSINESS IN THE STATE OF Hawaii

DURING THE YEAR 2023

NAIC Company Code 86258

Line of Business	1 Premiums and Annuities Considerations	2 Other Considerations	Dividends to Policyholders/Refunds to Members				7 Total (Col. 3+4+5+6)	Claims and Benefits Paid				
			3 Paid in Cash or Left on Deposit	4 Applied to Pay Renewal Premiums	5 Applied to Provide Paid-Up Additions or Shorten the Endowment or Premium-Paying Period	6 Other		8 Death and Annuity Benefits	9 Matured Endowments	10 Surrender Values and Withdrawals for Life Contracts	11 All Other Benefits	12 Total (Sum Columns 8 through 11)
Individual Life												
1. Industrial .....												
2. Whole .....												
3. Term .....												
4. Indexed .....												
5. Universal .....												
6. Universal with secondary guarantees .....												
7. Variable .....												
8. Variable universal .....												
9. Credit .....												
10. Other .....	(f)											
11. Total Individual Life												
Group Life												
12. Whole .....												
13. Term .....												
14. Universal .....												
15. Variable .....												
16. Variable universal .....												
17. Credit .....												
18. Other .....	(f)											
19. Total Group Life												
Individual Annuities												
20. Fixed .....												
21. Indexed .....												
22. Variable with guarantees .....												
23. Variable without guarantees .....												
24. Life contingent payout .....												
25. Other .....	(f)											
26. Total Individual Annuities												
Group Annuities												
27. Fixed .....												
28. Indexed .....												
29. Variable with guarantees .....												
30. Variable without guarantees .....												
31. Life contingent payout .....												
32. Other .....	(f)											
33. Total Group Annuities												
Accident and Health												
34. Comprehensive individual .....	(d)							XXX	XXX	XXX		
35. Comprehensive group .....	(d)							XXX	XXX	XXX		
36. Medicare Supplement .....	(d)							XXX	XXX	XXX		
37. Vision only .....	(d)							XXX	XXX	XXX		
38. Dental only .....	(d)							XXX	XXX	XXX		
39. Federal Employees Health Benefits Plan .....	(d)							XXX	XXX	XXX		
40. Title XVIII Medicare .....	(d)	(e)						XXX	XXX	XXX		
41. Title XIX Medicaid .....	(d)							XXX	XXX	XXX		
42. Credit A&H .....								XXX	XXX	XXX		
43. Disability income .....	(d)							XXX	XXX	XXX		
44. Long-term care .....	(d)							XXX	XXX	XXX		
45. Other health .....	(d)							XXX	XXX	XXX		
46. Total Accident and Health								XXX	XXX	XXX		
47. Total	(c)											

**NONE**

24.HI

ANNUAL STATEMENT FOR THE YEAR 2023 OF THE General Re Life Corporation

LIFE INSURANCE (STATE PAGE) (Continued)<sup>(b)</sup>

NAIC Group Code 0031

BUSINESS IN THE STATE OF

Hawaii

DURING THE YEAR 2023

NAIC Company Code 86258

Line of Business	13 Incurred During Current Year	13 Direct Death Benefits, Matured Endowments Incurred and Annuity Benefits Claims Settled During Current Year								22 Unpaid December 31, Current Year	22 Issued During Year		22 Other Changes to In Force (Net)		22 In Force December 31, Current Year (b)	
		Totals Paid		Reduction by Compromise		Amount Rejected		Total Settled During Current Year			23	24	25	26	27	28
		14 Number of Pols/ Certs	15 Amount	16 Number of Pols/ Certs	17 Amount	18 Number of Pols/ Certs	19 Amount	20 Number of Pols/ Certs	21 Amount		Number of Pols/ Certs	Amount	Number of Pols/ Certs	Amount	Number of Pols/ Certs	Amount
		23	24	25	26	27	28									
Individual Life																
1. Industrial																
2. Whole																
3. Term																
4. Indexed																
5. Universal																
6. Universal with secondary guarantees																
7. Variable																
8. Variable universal																
9. Credit																
10. Other (f)																
11. Total Individual Life																
Group Life																
12. Whole																
13. Term																
14. Universal																
15. Variable																
16. Variable universal																
17. Credit																
18. Other (f)																
19. Total Group Life																
Individual Annuities																
20. Fixed																
21. Indexed																
22. Variable with guarantees																
23. Variable without guarantees																
24. Life contingent payout																
25. Other (f)																
26. Total Individual Annuities																
Group Annuities																
27. Fixed																
28. Indexed																
29. Variable with guarantees																
30. Variable without guarantees																
31. Life contingent payout																
32. Other (f)																
33. Total Group Annuities																
Accident and Health																
34. Comprehensive individual (d)	XXX	XXX	XXX	XXX	XXX	XXX	XXX	XXX	XXX	XXX	XXX	XXX	XXX	XXX	XXX	
35. Comprehensive group (d)	XXX	XXX	XXX	XXX	XXX	XXX	XXX	XXX	XXX	XXX	XXX	XXX	XXX	XXX	XXX	
36. Medicare Supplement (d)	XXX	XXX	XXX	XXX	XXX	XXX	XXX	XXX	XXX	XXX	XXX	XXX	XXX	XXX	XXX	
37. Vision only (d)	XXX	XXX	XXX	XXX	XXX	XXX	XXX	XXX	XXX	XXX	XXX	XXX	XXX	XXX	XXX	
38. Dental only (d)	XXX	XXX	XXX	XXX	XXX	XXX	XXX	XXX	XXX	XXX	XXX	XXX	XXX	XXX	XXX	
39. Federal Employees Health Benefits Plan (d)	XXX	XXX	XXX	XXX	XXX	XXX	XXX	XXX	XXX	XXX	XXX	XXX	XXX	XXX	XXX	
40. Title XVIII Medicare (d)	XXX	XXX	XXX	XXX	XXX	XXX	XXX	XXX	XXX	XXX	XXX	XXX	XXX	XXX	XXX	
41. Title XIX Medicaid (d)	XXX	XXX	XXX	XXX	XXX	XXX	XXX	XXX	XXX	XXX	XXX	XXX	XXX	XXX	XXX	
42. Credit A&H	XXX	XXX	XXX	XXX	XXX	XXX	XXX	XXX	XXX	XXX	XXX	XXX	XXX	XXX	XXX	
43. Disability income (d)	XXX	XXX	XXX	XXX	XXX	XXX	XXX	XXX	XXX	XXX	XXX	XXX	XXX	XXX	XXX	
44. Long-term care (d)	XXX	XXX	XXX	XXX	XXX	XXX	XXX	XXX	XXX	XXX	XXX	XXX	XXX	XXX	XXX	
45. Other health (d)	XXX	XXX	XXX	XXX	XXX	XXX	XXX	XXX	XXX	XXX	XXX	XXX	XXX	XXX	XXX	
46. Total Accident and Health	XXX	XXX	XXX	XXX	XXX	XXX	XXX	XXX	XXX	XXX	XXX	XXX	XXX	XXX	XXX	
47. TOTAL																

NONE

(a) Includes Group Credit Life Insurance Loans less than or equal to 60 months at issue, prior year \$ \_\_\_\_\_, current year \$ \_\_\_\_\_. Loans greater than 60 months at issue BUT NOT GREATER THAN 120 MONTHS prior year \$ \_\_\_\_\_, current year \$ \_\_\_\_\_.

(b) Corporate Owned Life Insurance/BOLI: 1) Number of policies: \_\_\_\_\_ 2) covering number of lives: \_\_\_\_\_ 3) face amount \$ \_\_\_\_\_.

(c) Deposit-Type Contract Considerations NOT included in Total Premiums and Annuities Considerations: Individual: \$ \_\_\_\_\_ Group: \$ \_\_\_\_\_ Total: \$ \_\_\_\_\_.

(d) For health business on indicated lines report: Number of persons insured under PPO managed care products \_\_\_\_\_ and number of persons insured under indemnity only products \_\_\_\_\_.

(e) For health premiums written: amount of Medicare Title XVIII exempt from state taxes or fees \$ \_\_\_\_\_.

(f) Certain Separate Account products are included in "Other" product categories in the table(s) above:

1. Individual Life - Other includes the following amounts related to Separate Account policies: Column 1) \$ \_\_\_\_\_ Column 7) \$ \_\_\_\_\_ Column 12) \$ \_\_\_\_\_

2. Group Life - Other includes the following amounts related to Separate Account policies: Column 1) \$ \_\_\_\_\_ Column 7) \$ \_\_\_\_\_ Column 12) \$ \_\_\_\_\_

3. Individual Annuities - Other includes the following amounts related to Separate Account policies: Column 1) \$ \_\_\_\_\_ Column 7) \$ \_\_\_\_\_ Column 12) \$ \_\_\_\_\_

4. Group Annuities - Other includes the following amounts related to Separate Account policies: Column 1) \$ \_\_\_\_\_ Column 7) \$ \_\_\_\_\_ Column 12) \$ \_\_\_\_\_

24.1.HI



ANNUAL STATEMENT FOR THE YEAR 2023 OF THE General Re Life Corporation  
**LIFE INSURANCE (STATE PAGE)<sup>(b)</sup>**

NAIC Group Code 0031

BUSINESS IN THE STATE OF Idaho

DURING THE YEAR 2023

NAIC Company Code 86258

Line of Business	1 Premiums and Annuities Considerations	2 Other Considerations	Dividends to Policyholders/Refunds to Members				7 Total (Col. 3+4+5+6)	Claims and Benefits Paid				
			3 Paid in Cash or Left on Deposit	4 Applied to Pay Renewal Premiums	5 Applied to Provide Paid-Up Additions or Shorten the Endowment or Premium-Paying Period	6 Other		8 Death and Annuity Benefits	9 Matured Endowments	10 Surrender Values and Withdrawals for Life Contracts	11 All Other Benefits	12 Total (Sum Columns 8 through 11)
Individual Life												
1. Industrial .....												
2. Whole .....												
3. Term .....												
4. Indexed .....												
5. Universal .....												
6. Universal with secondary guarantees .....												
7. Variable .....												
8. Variable universal .....												
9. Credit .....												
10. Other .....	(f)											
11. Total Individual Life												
Group Life												
12. Whole .....												
13. Term .....												
14. Universal .....												
15. Variable .....												
16. Variable universal .....												
17. Credit .....												
18. Other .....	(f)											
19. Total Group Life												
Individual Annuities												
20. Fixed .....												
21. Indexed .....												
22. Variable with guarantees .....												
23. Variable without guarantees .....												
24. Life contingent payout .....												
25. Other .....	(f)											
26. Total Individual Annuities												
Group Annuities												
27. Fixed .....												
28. Indexed .....												
29. Variable with guarantees .....												
30. Variable without guarantees .....												
31. Life contingent payout .....												
32. Other .....	(f)											
33. Total Group Annuities												
Accident and Health												
34. Comprehensive individual .....	(d)							XXX	XXX	XXX		
35. Comprehensive group .....	(d)							XXX	XXX	XXX		
36. Medicare Supplement .....	(d)							XXX	XXX	XXX		
37. Vision only .....	(d)							XXX	XXX	XXX		
38. Dental only .....	(d)							XXX	XXX	XXX		
39. Federal Employees Health Benefits Plan .....	(d)							XXX	XXX	XXX		
40. Title XVIII Medicare .....	(d)	(e)						XXX	XXX	XXX		
41. Title XIX Medicaid .....	(d)							XXX	XXX	XXX		
42. Credit A&H .....								XXX	XXX	XXX		
43. Disability income .....	(d)							XXX	XXX	XXX		
44. Long-term care .....	(d)							XXX	XXX	XXX		
45. Other health .....	(d)							XXX	XXX	XXX		
46. Total Accident and Health								XXX	XXX	XXX		
47. Total	(c)											

**NONE**

24.ID

ANNUAL STATEMENT FOR THE YEAR 2023 OF THE General Re Life Corporation

LIFE INSURANCE (STATE PAGE) (Continued)<sup>(b)</sup>

NAIC Group Code 0031

BUSINESS IN THE STATE OF Idaho

DURING THE YEAR 2023

NAIC Company Code 86258

Line of Business	13 Incurred During Current Year	13 Direct Death Benefits, Matured Endowments Incurred and Annuity Benefits Claims Settled During Current Year								22 Unpaid December 31, Current Year	22 Issued During Year		22 Other Changes to In Force (Net)		22 In Force December 31, Current Year (b)	
		Totals Paid		Reduction by Compromise		Amount Rejected		Total Settled During Current Year			23	24	25	26	27	28
		14 Number of Pcls/ Certs	15 Amount	16 Number of Pcls/ Certs	17 Amount	18 Number of Pcls/ Certs	19 Amount	20 Number of Pcls/ Certs	21 Amount		Number of Pcls/ Certs	Amount	Number of Pcls/ Certs	Amount	Number of Pcls/ Certs	Amount
Individual Life																
1. Industrial																
2. Whole																
3. Term																
4. Indexed																
5. Universal																
6. Universal with secondary guarantees																
7. Variable																
8. Variable universal																
9. Credit																
10. Other (f)																
11. Total Individual Life																
Group Life																
12. Whole																
13. Term																
14. Universal																
15. Variable																
16. Variable universal																
17. Credit																
18. Other (f)																
19. Total Group Life																
Individual Annuities																
20. Fixed																
21. Indexed																
22. Variable with guarantees																
23. Variable without guarantees																
24. Life contingent payout																
25. Other (f)																
26. Total Individual Annuities																
Group Annuities																
27. Fixed																
28. Indexed																
29. Variable with guarantees																
30. Variable without guarantees																
31. Life contingent payout																
32. Other (f)																
33. Total Group Annuities																
Accident and Health																
34. Comprehensive individual (d)	XXX	XXX	XXX	XXX	XXX	XXX	XXX	XXX	XXX	XXX	XXX	XXX	XXX	XXX	XXX	
35. Comprehensive group (d)	XXX	XXX	XXX	XXX	XXX	XXX	XXX	XXX	XXX	XXX	XXX	XXX	XXX	XXX	XXX	
36. Medicare Supplement (d)	XXX	XXX	XXX	XXX	XXX	XXX	XXX	XXX	XXX	XXX	XXX	XXX	XXX	XXX	XXX	
37. Vision only (d)	XXX	XXX	XXX	XXX	XXX	XXX	XXX	XXX	XXX	XXX	XXX	XXX	XXX	XXX	XXX	
38. Dental only (d)	XXX	XXX	XXX	XXX	XXX	XXX	XXX	XXX	XXX	XXX	XXX	XXX	XXX	XXX	XXX	
39. Federal Employees Health Benefits Plan (d)	XXX	XXX	XXX	XXX	XXX	XXX	XXX	XXX	XXX	XXX	XXX	XXX	XXX	XXX	XXX	
40. Title XVIII Medicare (d)	XXX	XXX	XXX	XXX	XXX	XXX	XXX	XXX	XXX	XXX	XXX	XXX	XXX	XXX	XXX	
41. Title XIX Medicaid (d)	XXX	XXX	XXX	XXX	XXX	XXX	XXX	XXX	XXX	XXX	XXX	XXX	XXX	XXX	XXX	
42. Credit A&H	XXX	XXX	XXX	XXX	XXX	XXX	XXX	XXX	XXX	XXX	XXX	XXX	XXX	XXX	XXX	
43. Disability income (d)	XXX	XXX	XXX	XXX	XXX	XXX	XXX	XXX	XXX	XXX	XXX	XXX	XXX	XXX	XXX	
44. Long-term care (d)	XXX	XXX	XXX	XXX	XXX	XXX	XXX	XXX	XXX	XXX	XXX	XXX	XXX	XXX	XXX	
45. Other health (d)	XXX	XXX	XXX	XXX	XXX	XXX	XXX	XXX	XXX	XXX	XXX	XXX	XXX	XXX	XXX	
46. Total Accident and Health	XXX	XXX	XXX	XXX	XXX	XXX	XXX	XXX	XXX	XXX	XXX	XXX	XXX	XXX	XXX	
47. TOTAL																

NONE

(a) Includes Group Credit Life Insurance Loans less than or equal to 60 months at issue, prior year \$ \_\_\_\_\_, current year \$ \_\_\_\_\_. Loans greater than 60 months at issue BUT NOT GREATER THAN 120 MONTHS prior year \$ \_\_\_\_\_, current year \$ \_\_\_\_\_.

(b) Corporate Owned Life Insurance/BOLI: 1) Number of policies: \_\_\_\_\_ 2) covering number of lives: \_\_\_\_\_ 3) face amount \$ \_\_\_\_\_.

(c) Deposit-Type Contract Considerations NOT included in Total Premiums and Annuities Considerations: Individual: \$ \_\_\_\_\_ Group: \$ \_\_\_\_\_ Total: \$ \_\_\_\_\_.

(d) For health business on indicated lines report: Number of persons insured under PPO managed care products \_\_\_\_\_ and number of persons insured under indemnity only products \_\_\_\_\_.

(e) For health premiums written: amount of Medicare Title XVIII exempt from state taxes or fees \$ \_\_\_\_\_.

(f) Certain Separate Account products are included in "Other" product categories in the table(s) above:

1. Individual Life - Other includes the following amounts related to Separate Account policies: Column 1) \$ \_\_\_\_\_ Column 7) \$ \_\_\_\_\_ Column 12) \$ \_\_\_\_\_

2. Group Life - Other includes the following amounts related to Separate Account policies: Column 1) \$ \_\_\_\_\_ Column 7) \$ \_\_\_\_\_ Column 12) \$ \_\_\_\_\_

3. Individual Annuities - Other includes the following amounts related to Separate Account policies: Column 1) \$ \_\_\_\_\_ Column 7) \$ \_\_\_\_\_ Column 12) \$ \_\_\_\_\_

4. Group Annuities - Other includes the following amounts related to Separate Account policies: Column 1) \$ \_\_\_\_\_ Column 7) \$ \_\_\_\_\_ Column 12) \$ \_\_\_\_\_

24.1.ID



ANNUAL STATEMENT FOR THE YEAR 2023 OF THE General Re Life Corporation  
**LIFE INSURANCE (STATE PAGE)<sup>(b)</sup>**

NAIC Group Code 0031

BUSINESS IN THE STATE OF Illinois

DURING THE YEAR 2023

NAIC Company Code 86258

Line of Business	1 Premiums and Annuities Considerations	2 Other Considerations	Dividends to Policyholders/Refunds to Members				7 Total (Col. 3+4+5+6)	Claims and Benefits Paid				
			3 Paid in Cash or Left on Deposit	4 Applied to Pay Renewal Premiums	5 Applied to Provide Paid-Up Additions or Shorten the Endowment or Premium-Paying Period	6 Other		8 Death and Annuity Benefits	9 Matured Endowments	10 Surrender Values and Withdrawals for Life Contracts	11 All Other Benefits	12 Total (Sum Columns 8 through 11)
Individual Life												
1. Industrial .....												
2. Whole .....												
3. Term .....												
4. Indexed .....												
5. Universal .....												
6. Universal with secondary guarantees .....												
7. Variable .....												
8. Variable universal .....												
9. Credit .....												
10. Other .....	(f)											
11. Total Individual Life												
Group Life												
12. Whole .....												
13. Term .....												
14. Universal .....												
15. Variable .....												
16. Variable universal .....												
17. Credit .....												
18. Other .....	(f)											
19. Total Group Life												
Individual Annuities												
20. Fixed .....												
21. Indexed .....												
22. Variable with guarantees .....												
23. Variable without guarantees .....												
24. Life contingent payout .....												
25. Other .....	(f)											
26. Total Individual Annuities												
Group Annuities												
27. Fixed .....												
28. Indexed .....												
29. Variable with guarantees .....												
30. Variable without guarantees .....												
31. Life contingent payout .....												
32. Other .....	(f)											
33. Total Group Annuities												
Accident and Health												
34. Comprehensive individual .....	(d)							XXX	XXX	XXX		
35. Comprehensive group .....	(d)							XXX	XXX	XXX		
36. Medicare Supplement .....	(d)							XXX	XXX	XXX		
37. Vision only .....	(d)							XXX	XXX	XXX		
38. Dental only .....	(d)							XXX	XXX	XXX		
39. Federal Employees Health Benefits Plan .....	(d)							XXX	XXX	XXX		
40. Title XVIII Medicare .....	(d)	(e)						XXX	XXX	XXX		
41. Title XIX Medicaid .....	(d)							XXX	XXX	XXX		
42. Credit A&H .....								XXX	XXX	XXX		
43. Disability income .....	(d)							XXX	XXX	XXX		
44. Long-term care .....	(d)							XXX	XXX	XXX		
45. Other health .....	(d)							XXX	XXX	XXX		
46. Total Accident and Health								XXX	XXX	XXX		
47. Total	(c)											

**NONE**

24.LL

ANNUAL STATEMENT FOR THE YEAR 2023 OF THE General Re Life Corporation

LIFE INSURANCE (STATE PAGE) (Continued)<sup>(b)</sup>

NAIC Group Code 0031

BUSINESS IN THE STATE OF

Illinois

DURING THE YEAR 2023

NAIC Company Code 86258

Line of Business	13 Incurred During Current Year	13 Direct Death Benefits, Matured Endowments Incurred and Annuity Benefits Claims Settled During Current Year								22 Unpaid December 31, Current Year	22 Issued During Year		22 Other Changes to In Force (Net)		22 In Force December 31, Current Year (b)	
		Totals Paid		Reduction by Compromise		Amount Rejected		Total Settled During Current Year			23	24	25	26	27	28
		14 Number of Pols/ Certs	15 Amount	16 Number of Pols/ Certs	17 Amount	18 Number of Pols/ Certs	19 Amount	20 Number of Pols/ Certs	21 Amount		Number of Pols/ Certs	Amount	Number of Pols/ Certs	Amount	Number of Pols/ Certs	Amount
Individual Life																
1. Industrial																
2. Whole																
3. Term																
4. Indexed																
5. Universal																
6. Universal with secondary guarantees																
7. Variable																
8. Variable universal																
9. Credit																
10. Other (f)																
11. Total Individual Life																
Group Life																
12. Whole																
13. Term																
14. Universal																
15. Variable																
16. Variable universal																
17. Credit																
18. Other (f)																
19. Total Group Life																
Individual Annuities																
20. Fixed																
21. Indexed																
22. Variable with guarantees																
23. Variable without guarantees																
24. Life contingent payout																
25. Other (f)																
26. Total Individual Annuities																
Group Annuities																
27. Fixed																
28. Indexed																
29. Variable with guarantees																
30. Variable without guarantees																
31. Life contingent payout																
32. Other (f)																
33. Total Group Annuities																
Accident and Health																
34. Comprehensive individual (d)	XXX	XXX	XXX	XXX	XXX	XXX	XXX	XXX	XXX	XXX	XXX	XXX	XXX	XXX	XXX	
35. Comprehensive group (d)	XXX	XXX	XXX	XXX	XXX	XXX	XXX	XXX	XXX	XXX	XXX	XXX	XXX	XXX	XXX	
36. Medicare Supplement (d)	XXX	XXX	XXX	XXX	XXX	XXX	XXX	XXX	XXX	XXX	XXX	XXX	XXX	XXX	XXX	
37. Vision only (d)	XXX	XXX	XXX	XXX	XXX	XXX	XXX	XXX	XXX	XXX	XXX	XXX	XXX	XXX	XXX	
38. Dental only (d)	XXX	XXX	XXX	XXX	XXX	XXX	XXX	XXX	XXX	XXX	XXX	XXX	XXX	XXX	XXX	
39. Federal Employees Health Benefits Plan (d)	XXX	XXX	XXX	XXX	XXX	XXX	XXX	XXX	XXX	XXX	XXX	XXX	XXX	XXX	XXX	
40. Title XVIII Medicare (d)	XXX	XXX	XXX	XXX	XXX	XXX	XXX	XXX	XXX	XXX	XXX	XXX	XXX	XXX	XXX	
41. Title XIX Medicaid (d)	XXX	XXX	XXX	XXX	XXX	XXX	XXX	XXX	XXX	XXX	XXX	XXX	XXX	XXX	XXX	
42. Credit A&H	XXX	XXX	XXX	XXX	XXX	XXX	XXX	XXX	XXX	XXX	XXX	XXX	XXX	XXX	XXX	
43. Disability income (d)	XXX	XXX	XXX	XXX	XXX	XXX	XXX	XXX	XXX	XXX	XXX	XXX	XXX	XXX	XXX	
44. Long-term care (d)	XXX	XXX	XXX	XXX	XXX	XXX	XXX	XXX	XXX	XXX	XXX	XXX	XXX	XXX	XXX	
45. Other health (d)	XXX	XXX	XXX	XXX	XXX	XXX	XXX	XXX	XXX	XXX	XXX	XXX	XXX	XXX	XXX	
46. Total Accident and Health	XXX	XXX	XXX	XXX	XXX	XXX	XXX	XXX	XXX	XXX	XXX	XXX	XXX	XXX	XXX	
47. TOTAL																

NONE

(a) Includes Group Credit Life Insurance Loans less than or equal to 60 months at issue, prior year \$ \_\_\_\_\_, current year \$ \_\_\_\_\_. Loans greater than 60 months at issue BUT NOT GREATER THAN 120 MONTHS prior year \$ \_\_\_\_\_, current year \$ \_\_\_\_\_.

(b) Corporate Owned Life Insurance/BOLI: 1) Number of policies: \_\_\_\_\_ 2) covering number of lives: \_\_\_\_\_ 3) face amount \$ \_\_\_\_\_.

(c) Deposit-Type Contract Considerations NOT included in Total Premiums and Annuities Considerations: Individual: \$ \_\_\_\_\_ Group: \$ \_\_\_\_\_ Total: \$ \_\_\_\_\_.

(d) For health business on indicated lines report: Number of persons insured under PPO managed care products \_\_\_\_\_ and number of persons insured under indemnity only products \_\_\_\_\_.

(e) For health premiums written: amount of Medicare Title XVIII exempt from state taxes or fees \$ \_\_\_\_\_.

(f) Certain Separate Account products are included in "Other" product categories in the table(s) above:

1. Individual Life - Other includes the following amounts related to Separate Account policies: Column 1) \$ \_\_\_\_\_ Column 7) \$ \_\_\_\_\_ Column 12) \$ \_\_\_\_\_

2. Group Life - Other includes the following amounts related to Separate Account policies: Column 1) \$ \_\_\_\_\_ Column 7) \$ \_\_\_\_\_ Column 12) \$ \_\_\_\_\_

3. Individual Annuities - Other includes the following amounts related to Separate Account policies: Column 1) \$ \_\_\_\_\_ Column 7) \$ \_\_\_\_\_ Column 12) \$ \_\_\_\_\_

4. Group Annuities - Other includes the following amounts related to Separate Account policies: Column 1) \$ \_\_\_\_\_ Column 7) \$ \_\_\_\_\_ Column 12) \$ \_\_\_\_\_

24.1.IL





ANNUAL STATEMENT FOR THE YEAR 2023 OF THE General Re Life Corporation  
**LIFE INSURANCE (STATE PAGE)<sup>(b)</sup>**

NAIC Group Code 0031

BUSINESS IN THE STATE OF Indiana

DURING THE YEAR 2023

NAIC Company Code 86258

Line of Business	1 Premiums and Annuities Considerations	2 Other Considerations	Dividends to Policyholders/Refunds to Members				7 Total (Col. 3+4+5+6)	Claims and Benefits Paid				
			3 Paid in Cash or Left on Deposit	4 Applied to Pay Renewal Premiums	5 Applied to Provide Paid-Up Additions or Shorten the Endowment or Premium-Paying Period	6 Other		8 Death and Annuity Benefits	9 Matured Endowments	10 Surrender Values and Withdrawals for Life Contracts	11 All Other Benefits	12 Total (Sum Columns 8 through 11)
Individual Life												
1. Industrial .....												
2. Whole .....												
3. Term .....												
4. Indexed .....												
5. Universal .....												
6. Universal with secondary guarantees .....												
7. Variable .....												
8. Variable universal .....												
9. Credit .....												
10. Other .....	(f)											
11. Total Individual Life												
Group Life												
12. Whole .....												
13. Term .....												
14. Universal .....												
15. Variable .....												
16. Variable universal .....												
17. Credit .....												
18. Other .....	(f)											
19. Total Group Life												
Individual Annuities												
20. Fixed .....												
21. Indexed .....												
22. Variable with guarantees .....												
23. Variable without guarantees .....												
24. Life contingent payout .....												
25. Other .....	(f)											
26. Total Individual Annuities												
Group Annuities												
27. Fixed .....												
28. Indexed .....												
29. Variable with guarantees .....												
30. Variable without guarantees .....												
31. Life contingent payout .....												
32. Other .....	(f)											
33. Total Group Annuities												
Accident and Health												
34. Comprehensive individual .....	(d)							XXX	XXX	XXX		
35. Comprehensive group .....	(d)							XXX	XXX	XXX		
36. Medicare Supplement .....	(d)							XXX	XXX	XXX		
37. Vision only .....	(d)							XXX	XXX	XXX		
38. Dental only .....	(d)							XXX	XXX	XXX		
39. Federal Employees Health Benefits Plan .....	(d)							XXX	XXX	XXX		
40. Title XVIII Medicare .....	(d)	(e)						XXX	XXX	XXX		
41. Title XIX Medicaid .....	(d)							XXX	XXX	XXX		
42. Credit A&H .....								XXX	XXX	XXX		
43. Disability income .....	(d)							XXX	XXX	XXX		
44. Long-term care .....	(d)							XXX	XXX	XXX		
45. Other health .....	(d)							XXX	XXX	XXX		
46. Total Accident and Health								XXX	XXX	XXX		
47. Total	(c)											

**NONE**

24.IN

ANNUAL STATEMENT FOR THE YEAR 2023 OF THE General Re Life Corporation

LIFE INSURANCE (STATE PAGE) (Continued)<sup>(b)</sup>

NAIC Group Code 0031

BUSINESS IN THE STATE OF Indiana

DURING THE YEAR 2023

NAIC Company Code 86258

Line of Business	13 Incurred During Current Year	13 Direct Death Benefits, Matured Endowments Incurred and Annuity Benefits Claims Settled During Current Year								22 Unpaid December 31, Current Year	22 Issued During Year		22 Other Changes to In Force (Net)		22 In Force December 31, Current Year (b)	
		Totals Paid		Reduction by Compromise		Amount Rejected		Total Settled During Current Year			23 Number of Pols/Certs	24 Amount	25 Number of Pols/Certs	26 Amount	27 Number of Pols/Certs	28 Amount
		14 Number of Pols/Certs	15 Amount	16 Number of Pols/Certs	17 Amount	18 Number of Pols/Certs	19 Amount	20 Number of Pols/Certs	21 Amount							
Individual Life																
1. Industrial																
2. Whole																
3. Term																
4. Indexed																
5. Universal																
6. Universal with secondary guarantees																
7. Variable																
8. Variable universal																
9. Credit																
10. Other (f)																
11. Total Individual Life																
Group Life																
12. Whole																
13. Term																
14. Universal																
15. Variable																
16. Variable universal																
17. Credit																
18. Other (f)																
19. Total Group Life																
Individual Annuities																
20. Fixed																
21. Indexed																
22. Variable with guarantees																
23. Variable without guarantees																
24. Life contingent payout																
25. Other (f)																
26. Total Individual Annuities																
Group Annuities																
27. Fixed																
28. Indexed																
29. Variable with guarantees																
30. Variable without guarantees																
31. Life contingent payout																
32. Other (f)																
33. Total Group Annuities																
Accident and Health																
34. Comprehensive individual (d)	XXX	XXX	XXX	XXX	XXX	XXX	XXX	XXX	XXX	XXX	XXX	XXX	XXX	XXX	XXX	
35. Comprehensive group (d)	XXX	XXX	XXX	XXX	XXX	XXX	XXX	XXX	XXX	XXX	XXX	XXX	XXX	XXX	XXX	
36. Medicare Supplement (d)	XXX	XXX	XXX	XXX	XXX	XXX	XXX	XXX	XXX	XXX	XXX	XXX	XXX	XXX	XXX	
37. Vision only (d)	XXX	XXX	XXX	XXX	XXX	XXX	XXX	XXX	XXX	XXX	XXX	XXX	XXX	XXX	XXX	
38. Dental only (d)	XXX	XXX	XXX	XXX	XXX	XXX	XXX	XXX	XXX	XXX	XXX	XXX	XXX	XXX	XXX	
39. Federal Employees Health Benefits Plan (d)	XXX	XXX	XXX	XXX	XXX	XXX	XXX	XXX	XXX	XXX	XXX	XXX	XXX	XXX	XXX	
40. Title XVIII Medicare (d)	XXX	XXX	XXX	XXX	XXX	XXX	XXX	XXX	XXX	XXX	XXX	XXX	XXX	XXX	XXX	
41. Title XIX Medicaid (d)	XXX	XXX	XXX	XXX	XXX	XXX	XXX	XXX	XXX	XXX	XXX	XXX	XXX	XXX	XXX	
42. Credit A&H	XXX	XXX	XXX	XXX	XXX	XXX	XXX	XXX	XXX	XXX	XXX	XXX	XXX	XXX	XXX	
43. Disability income (d)	XXX	XXX	XXX	XXX	XXX	XXX	XXX	XXX	XXX	XXX	XXX	XXX	XXX	XXX	XXX	
44. Long-term care (d)	XXX	XXX	XXX	XXX	XXX	XXX	XXX	XXX	XXX	XXX	XXX	XXX	XXX	XXX	XXX	
45. Other health (d)	XXX	XXX	XXX	XXX	XXX	XXX	XXX	XXX	XXX	XXX	XXX	XXX	XXX	XXX	XXX	
46. Total Accident and Health	XXX	XXX	XXX	XXX	XXX	XXX	XXX	XXX	XXX	XXX	XXX	XXX	XXX	XXX	XXX	
47. TOTAL																

NONE

(a) Includes Group Credit Life Insurance Loans less than or equal to 60 months at issue, prior year \$ \_\_\_\_\_, current year \$ \_\_\_\_\_. Loans greater than 60 months at issue BUT NOT GREATER THAN 120 MONTHS prior year \$ \_\_\_\_\_, current year \$ \_\_\_\_\_.

(b) Corporate Owned Life Insurance/BOLI: 1) Number of policies: \_\_\_\_\_ 2) covering number of lives: \_\_\_\_\_ 3) face amount \$ \_\_\_\_\_.

(c) Deposit-Type Contract Considerations NOT included in Total Premiums and Annuities Considerations: Individual: \$ \_\_\_\_\_ Group: \$ \_\_\_\_\_ Total: \$ \_\_\_\_\_.

(d) For health business on indicated lines report: Number of persons insured under PPO managed care products \_\_\_\_\_ and number of persons insured under indemnity only products \_\_\_\_\_.

(e) For health premiums written: amount of Medicare Title XVIII exempt from state taxes or fees \$ \_\_\_\_\_.

(f) Certain Separate Account products are included in "Other" product categories in the table(s) above:

1. Individual Life - Other includes the following amounts related to Separate Account policies: Column 1) \$ \_\_\_\_\_ Column 7) \$ \_\_\_\_\_ Column 12) \$ \_\_\_\_\_

2. Group Life - Other includes the following amounts related to Separate Account policies: Column 1) \$ \_\_\_\_\_ Column 7) \$ \_\_\_\_\_ Column 12) \$ \_\_\_\_\_

3. Individual Annuities - Other includes the following amounts related to Separate Account policies: Column 1) \$ \_\_\_\_\_ Column 7) \$ \_\_\_\_\_ Column 12) \$ \_\_\_\_\_

4. Group Annuities - Other includes the following amounts related to Separate Account policies: Column 1) \$ \_\_\_\_\_ Column 7) \$ \_\_\_\_\_ Column 12) \$ \_\_\_\_\_

24.1.IN



ANNUAL STATEMENT FOR THE YEAR 2023 OF THE General Re Life Corporation  
**LIFE INSURANCE (STATE PAGE)<sup>(b)</sup>**

NAIC Group Code 0031

BUSINESS IN THE STATE OF Iowa

DURING THE YEAR 2023

NAIC Company Code 86258

Line of Business	1 Premiums and Annuities Considerations	2 Other Considerations	Dividends to Policyholders/Refunds to Members				7 Total (Col. 3+4+5+6)	Claims and Benefits Paid				
			3 Paid in Cash or Left on Deposit	4 Applied to Pay Renewal Premiums	5 Applied to Provide Paid-Up Additions or Shorten the Endowment or Premium-Paying Period	6 Other		8 Death and Annuity Benefits	9 Matured Endowments	10 Surrender Values and Withdrawals for Life Contracts	11 All Other Benefits	12 Total (Sum Columns 8 through 11)
Individual Life												
1. Industrial .....												
2. Whole .....												
3. Term .....												
4. Indexed .....												
5. Universal .....												
6. Universal with secondary guarantees .....												
7. Variable .....												
8. Variable universal .....												
9. Credit .....												
10. Other .....	(f)											
11. Total Individual Life												
Group Life												
12. Whole .....												
13. Term .....												
14. Universal .....												
15. Variable .....												
16. Variable universal .....												
17. Credit .....												
18. Other .....	(f)											
19. Total Group Life												
Individual Annuities												
20. Fixed .....												
21. Indexed .....												
22. Variable with guarantees .....												
23. Variable without guarantees .....												
24. Life contingent payout .....												
25. Other .....	(f)											
26. Total Individual Annuities												
Group Annuities												
27. Fixed .....												
28. Indexed .....												
29. Variable with guarantees .....												
30. Variable without guarantees .....												
31. Life contingent payout .....												
32. Other .....	(f)											
33. Total Group Annuities												
Accident and Health												
34. Comprehensive individual .....	(d)							XXX	XXX	XXX		
35. Comprehensive group .....	(d)							XXX	XXX	XXX		
36. Medicare Supplement .....	(d)							XXX	XXX	XXX		
37. Vision only .....	(d)							XXX	XXX	XXX		
38. Dental only .....	(d)							XXX	XXX	XXX		
39. Federal Employees Health Benefits Plan .....	(d)							XXX	XXX	XXX		
40. Title XVIII Medicare .....	(d)	(e)						XXX	XXX	XXX		
41. Title XIX Medicaid .....	(d)							XXX	XXX	XXX		
42. Credit A&H .....								XXX	XXX	XXX		
43. Disability income .....	(d)							XXX	XXX	XXX		
44. Long-term care .....	(d)							XXX	XXX	XXX		
45. Other health .....	(d)							XXX	XXX	XXX		
46. Total Accident and Health								XXX	XXX	XXX		
47. Total	(c)											

**NONE**

24.1A

ANNUAL STATEMENT FOR THE YEAR 2023 OF THE General Re Life Corporation

LIFE INSURANCE (STATE PAGE) (Continued)<sup>(b)</sup>

NAIC Group Code 0031

BUSINESS IN THE STATE OF Iowa

DURING THE YEAR 2023

NAIC Company Code 86258

Line of Business	13 Incurred During Current Year	13 Direct Death Benefits, Matured Endowments Incurred and Annuity Benefits Claims Settled During Current Year								22 Unpaid December 31, Current Year	22 Issued During Year		22 Other Changes to In Force (Net)		22 In Force December 31, Current Year (b)	
		Totals Paid		Reduction by Compromise		Amount Rejected		Total Settled During Current Year			23	24	25	26	27	28
		14 Number of Pols/ Certs	15 Amount	16 Number of Pols/ Certs	17 Amount	18 Number of Pols/ Certs	19 Amount	20 Number of Pols/ Certs	21 Amount		Number of Pols/ Certs	Amount	Number of Pols/ Certs	Amount	Number of Pols/ Certs	Amount
Individual Life																
1. Industrial																
2. Whole																
3. Term																
4. Indexed																
5. Universal																
6. Universal with secondary guarantees																
7. Variable																
8. Variable universal																
9. Credit																
10. Other (f)																
11. Total Individual Life																
Group Life																
12. Whole																
13. Term																
14. Universal																
15. Variable																
16. Variable universal																
17. Credit																
18. Other (f)																
19. Total Group Life																
Individual Annuities																
20. Fixed																
21. Indexed																
22. Variable with guarantees																
23. Variable without guarantees																
24. Life contingent payout																
25. Other (f)																
26. Total Individual Annuities																
Group Annuities																
27. Fixed																
28. Indexed																
29. Variable with guarantees																
30. Variable without guarantees																
31. Life contingent payout																
32. Other (f)																
33. Total Group Annuities																
Accident and Health																
34. Comprehensive individual (d)	XXX	XXX	XXX	XXX	XXX	XXX	XXX	XXX	XXX	XXX	XXX	XXX	XXX	XXX	XXX	
35. Comprehensive group (d)	XXX	XXX	XXX	XXX	XXX	XXX	XXX	XXX	XXX	XXX	XXX	XXX	XXX	XXX	XXX	
36. Medicare Supplement (d)	XXX	XXX	XXX	XXX	XXX	XXX	XXX	XXX	XXX	XXX	XXX	XXX	XXX	XXX	XXX	
37. Vision only (d)	XXX	XXX	XXX	XXX	XXX	XXX	XXX	XXX	XXX	XXX	XXX	XXX	XXX	XXX	XXX	
38. Dental only (d)	XXX	XXX	XXX	XXX	XXX	XXX	XXX	XXX	XXX	XXX	XXX	XXX	XXX	XXX	XXX	
39. Federal Employees Health Benefits Plan (d)	XXX	XXX	XXX	XXX	XXX	XXX	XXX	XXX	XXX	XXX	XXX	XXX	XXX	XXX	XXX	
40. Title XVIII Medicare (d)	XXX	XXX	XXX	XXX	XXX	XXX	XXX	XXX	XXX	XXX	XXX	XXX	XXX	XXX	XXX	
41. Title XIX Medicaid (d)	XXX	XXX	XXX	XXX	XXX	XXX	XXX	XXX	XXX	XXX	XXX	XXX	XXX	XXX	XXX	
42. Credit A&H	XXX	XXX	XXX	XXX	XXX	XXX	XXX	XXX	XXX	XXX	XXX	XXX	XXX	XXX	XXX	
43. Disability income (d)	XXX	XXX	XXX	XXX	XXX	XXX	XXX	XXX	XXX	XXX	XXX	XXX	XXX	XXX	XXX	
44. Long-term care (d)	XXX	XXX	XXX	XXX	XXX	XXX	XXX	XXX	XXX	XXX	XXX	XXX	XXX	XXX	XXX	
45. Other health (d)	XXX	XXX	XXX	XXX	XXX	XXX	XXX	XXX	XXX	XXX	XXX	XXX	XXX	XXX	XXX	
46. Total Accident and Health	XXX	XXX	XXX	XXX	XXX	XXX	XXX	XXX	XXX	XXX	XXX	XXX	XXX	XXX	XXX	
47. TOTAL																

NONE

(a) Includes Group Credit Life Insurance Loans less than or equal to 60 months at issue, prior year \$ \_\_\_\_\_, current year \$ \_\_\_\_\_. Loans greater than 60 months at issue BUT NOT GREATER THAN 120 MONTHS prior year \$ \_\_\_\_\_, current year \$ \_\_\_\_\_.

(b) Corporate Owned Life Insurance/BOLI: 1) Number of policies: \_\_\_\_\_ 2) covering number of lives: \_\_\_\_\_ 3) face amount \$ \_\_\_\_\_.

(c) Deposit-Type Contract Considerations NOT included in Total Premiums and Annuities Considerations: Individual: \$ \_\_\_\_\_ Group: \$ \_\_\_\_\_ Total: \$ \_\_\_\_\_.

(d) For health business on indicated lines report: Number of persons insured under PPO managed care products \_\_\_\_\_ and number of persons insured under indemnity only products \_\_\_\_\_.

(e) For health premiums written: amount of Medicare Title XVIII exempt from state taxes or fees \$ \_\_\_\_\_.

(f) Certain Separate Account products are included in "Other" product categories in the table(s) above:

1. Individual Life - Other includes the following amounts related to Separate Account policies: Column 1) \$ \_\_\_\_\_ Column 7) \$ \_\_\_\_\_ Column 12) \$ \_\_\_\_\_

2. Group Life - Other includes the following amounts related to Separate Account policies: Column 1) \$ \_\_\_\_\_ Column 7) \$ \_\_\_\_\_ Column 12) \$ \_\_\_\_\_

3. Individual Annuities - Other includes the following amounts related to Separate Account policies: Column 1) \$ \_\_\_\_\_ Column 7) \$ \_\_\_\_\_ Column 12) \$ \_\_\_\_\_

4. Group Annuities - Other includes the following amounts related to Separate Account policies: Column 1) \$ \_\_\_\_\_ Column 7) \$ \_\_\_\_\_ Column 12) \$ \_\_\_\_\_

24.1.1A



ANNUAL STATEMENT FOR THE YEAR 2023 OF THE General Re Life Corporation  
**LIFE INSURANCE (STATE PAGE)<sup>(b)</sup>**

NAIC Group Code 0031

BUSINESS IN THE STATE OF Kansas

DURING THE YEAR 2023

NAIC Company Code 86258

Line of Business	1 Premiums and Annuities Considerations	2 Other Considerations	Dividends to Policyholders/Refunds to Members				7 Total (Col. 3+4+5+6)	Claims and Benefits Paid				
			3 Paid in Cash or Left on Deposit	4 Applied to Pay Renewal Premiums	5 Applied to Provide Paid-Up Additions or Shorten the Endowment or Premium-Paying Period	6 Other		8 Death and Annuity Benefits	9 Matured Endowments	10 Surrender Values and Withdrawals for Life Contracts	11 All Other Benefits	12 Total (Sum Columns 8 through 11)
Individual Life												
1. Industrial .....												
2. Whole .....												
3. Term .....												
4. Indexed .....												
5. Universal .....												
6. Universal with secondary guarantees .....												
7. Variable .....												
8. Variable universal .....												
9. Credit .....												
10. Other .....	(f)											
11. Total Individual Life												
Group Life												
12. Whole .....												
13. Term .....												
14. Universal .....												
15. Variable .....												
16. Variable universal .....												
17. Credit .....												
18. Other .....	(f)											
19. Total Group Life												
Individual Annuities												
20. Fixed .....												
21. Indexed .....												
22. Variable with guarantees .....												
23. Variable without guarantees .....												
24. Life contingent payout .....												
25. Other .....	(f)											
26. Total Individual Annuities												
Group Annuities												
27. Fixed .....												
28. Indexed .....												
29. Variable with guarantees .....												
30. Variable without guarantees .....												
31. Life contingent payout .....												
32. Other .....	(f)											
33. Total Group Annuities												
Accident and Health												
34. Comprehensive individual .....	(d)							XXX	XXX	XXX		
35. Comprehensive group .....	(d)							XXX	XXX	XXX		
36. Medicare Supplement .....	(d)							XXX	XXX	XXX		
37. Vision only .....	(d)							XXX	XXX	XXX		
38. Dental only .....	(d)							XXX	XXX	XXX		
39. Federal Employees Health Benefits Plan .....	(d)							XXX	XXX	XXX		
40. Title XVIII Medicare .....	(d)	(e)						XXX	XXX	XXX		
41. Title XIX Medicaid .....	(d)							XXX	XXX	XXX		
42. Credit A&H .....								XXX	XXX	XXX		
43. Disability income .....	(d)							XXX	XXX	XXX		
44. Long-term care .....	(d)							XXX	XXX	XXX		
45. Other health .....	(d)							XXX	XXX	XXX		
46. Total Accident and Health								XXX	XXX	XXX		
47. Total	(c)											

**NONE**

24.KS

ANNUAL STATEMENT FOR THE YEAR 2023 OF THE General Re Life Corporation

LIFE INSURANCE (STATE PAGE) (Continued)<sup>(b)</sup>

NAIC Group Code 0031

BUSINESS IN THE STATE OF Kansas

DURING THE YEAR 2023

NAIC Company Code 86258

Line of Business	13 Incurred During Current Year	13 Direct Death Benefits, Matured Endowments Incurred and Annuity Benefits Claims Settled During Current Year								22 Unpaid December 31, Current Year	22 Issued During Year		22 Other Changes to In Force (Net)		22 In Force December 31, Current Year (b)	
		Totals Paid		Reduction by Compromise		Amount Rejected		Total Settled During Current Year			23	24	25	26	27	28
		14 Number of Pols/ Certs	15 Amount	16 Number of Pols/ Certs	17 Amount	18 Number of Pols/ Certs	19 Amount	20 Number of Pols/ Certs	21 Amount		Number of Pols/ Certs	Amount	Number of Pols/ Certs	Amount	Number of Pols/ Certs	Amount
Individual Life																
1. Industrial																
2. Whole																
3. Term																
4. Indexed																
5. Universal																
6. Universal with secondary guarantees																
7. Variable																
8. Variable universal																
9. Credit																
10. Other (f)																
11. Total Individual Life																
Group Life																
12. Whole																
13. Term																
14. Universal																
15. Variable																
16. Variable universal																
17. Credit																
18. Other (f)																
19. Total Group Life																
Individual Annuities																
20. Fixed																
21. Indexed																
22. Variable with guarantees																
23. Variable without guarantees																
24. Life contingent payout																
25. Other (f)																
26. Total Individual Annuities																
Group Annuities																
27. Fixed																
28. Indexed																
29. Variable with guarantees																
30. Variable without guarantees																
31. Life contingent payout																
32. Other (f)																
33. Total Group Annuities																
Accident and Health																
34. Comprehensive individual (d)	XXX	XXX	XXX	XXX	XXX	XXX	XXX	XXX	XXX	XXX	XXX	XXX	XXX	XXX	XXX	
35. Comprehensive group (d)	XXX	XXX	XXX	XXX	XXX	XXX	XXX	XXX	XXX	XXX	XXX	XXX	XXX	XXX	XXX	
36. Medicare Supplement (d)	XXX	XXX	XXX	XXX	XXX	XXX	XXX	XXX	XXX	XXX	XXX	XXX	XXX	XXX	XXX	
37. Vision only (d)	XXX	XXX	XXX	XXX	XXX	XXX	XXX	XXX	XXX	XXX	XXX	XXX	XXX	XXX	XXX	
38. Dental only (d)	XXX	XXX	XXX	XXX	XXX	XXX	XXX	XXX	XXX	XXX	XXX	XXX	XXX	XXX	XXX	
39. Federal Employees Health Benefits Plan (d)	XXX	XXX	XXX	XXX	XXX	XXX	XXX	XXX	XXX	XXX	XXX	XXX	XXX	XXX	XXX	
40. Title XVIII Medicare (d)	XXX	XXX	XXX	XXX	XXX	XXX	XXX	XXX	XXX	XXX	XXX	XXX	XXX	XXX	XXX	
41. Title XIX Medicaid (d)	XXX	XXX	XXX	XXX	XXX	XXX	XXX	XXX	XXX	XXX	XXX	XXX	XXX	XXX	XXX	
42. Credit A&H	XXX	XXX	XXX	XXX	XXX	XXX	XXX	XXX	XXX	XXX	XXX	XXX	XXX	XXX	XXX	
43. Disability income (d)	XXX	XXX	XXX	XXX	XXX	XXX	XXX	XXX	XXX	XXX	XXX	XXX	XXX	XXX	XXX	
44. Long-term care (d)	XXX	XXX	XXX	XXX	XXX	XXX	XXX	XXX	XXX	XXX	XXX	XXX	XXX	XXX	XXX	
45. Other health (d)	XXX	XXX	XXX	XXX	XXX	XXX	XXX	XXX	XXX	XXX	XXX	XXX	XXX	XXX	XXX	
46. Total Accident and Health	XXX	XXX	XXX	XXX	XXX	XXX	XXX	XXX	XXX	XXX	XXX	XXX	XXX	XXX	XXX	
47. TOTAL																

NONE

(a) Includes Group Credit Life Insurance Loans less than or equal to 60 months at issue, prior year \$ \_\_\_\_\_, current year \$ \_\_\_\_\_. Loans greater than 60 months at issue BUT NOT GREATER THAN 120 MONTHS prior year \$ \_\_\_\_\_, current year \$ \_\_\_\_\_.

(b) Corporate Owned Life Insurance/BOLI: 1) Number of policies: \_\_\_\_\_ 2) covering number of lives: \_\_\_\_\_ 3) face amount \$ \_\_\_\_\_.

(c) Deposit-Type Contract Considerations NOT included in Total Premiums and Annuities Considerations: Individual: \$ \_\_\_\_\_ Group: \$ \_\_\_\_\_ Total: \$ \_\_\_\_\_.

(d) For health business on indicated lines report: Number of persons insured under PPO managed care products \_\_\_\_\_ and number of persons insured under indemnity only products \_\_\_\_\_.

(e) For health premiums written: amount of Medicare Title XVIII exempt from state taxes or fees \$ \_\_\_\_\_.

(f) Certain Separate Account products are included in "Other" product categories in the table(s) above:

1. Individual Life - Other includes the following amounts related to Separate Account policies: Column 1) \$ \_\_\_\_\_ Column 7) \$ \_\_\_\_\_ Column 12) \$ \_\_\_\_\_

2. Group Life - Other includes the following amounts related to Separate Account policies: Column 1) \$ \_\_\_\_\_ Column 7) \$ \_\_\_\_\_ Column 12) \$ \_\_\_\_\_

3. Individual Annuities - Other includes the following amounts related to Separate Account policies: Column 1) \$ \_\_\_\_\_ Column 7) \$ \_\_\_\_\_ Column 12) \$ \_\_\_\_\_

4. Group Annuities - Other includes the following amounts related to Separate Account policies: Column 1) \$ \_\_\_\_\_ Column 7) \$ \_\_\_\_\_ Column 12) \$ \_\_\_\_\_



ANNUAL STATEMENT FOR THE YEAR 2023 OF THE General Re Life Corporation  
**LIFE INSURANCE (STATE PAGE)<sup>(b)</sup>**

NAIC Group Code 0031

BUSINESS IN THE STATE OF Kentucky

DURING THE YEAR 2023

NAIC Company Code 86258

Line of Business	1 Premiums and Annuities Considerations	2 Other Considerations	Dividends to Policyholders/Refunds to Members				7 Total (Col. 3+4+5+6)	Claims and Benefits Paid				
			3 Paid in Cash or Left on Deposit	4 Applied to Pay Renewal Premiums	5 Applied to Provide Paid-Up Additions or Shorten the Endowment or Premium-Paying Period	6 Other		8 Death and Annuity Benefits	9 Matured Endowments	10 Surrender Values and Withdrawals for Life Contracts	11 All Other Benefits	12 Total (Sum Columns 8 through 11)
Individual Life												
1. Industrial .....												
2. Whole .....												
3. Term .....												
4. Indexed .....												
5. Universal .....												
6. Universal with secondary guarantees .....												
7. Variable .....												
8. Variable universal .....												
9. Credit .....												
10. Other .....	(f)											
11. Total Individual Life												
Group Life												
12. Whole .....												
13. Term .....												
14. Universal .....												
15. Variable .....												
16. Variable universal .....												
17. Credit .....												
18. Other .....	(f)											
19. Total Group Life												
Individual Annuities												
20. Fixed .....												
21. Indexed .....												
22. Variable with guarantees .....												
23. Variable without guarantees .....												
24. Life contingent payout .....												
25. Other .....	(f)											
26. Total Individual Annuities												
Group Annuities												
27. Fixed .....												
28. Indexed .....												
29. Variable with guarantees .....												
30. Variable without guarantees .....												
31. Life contingent payout .....												
32. Other .....	(f)											
33. Total Group Annuities												
Accident and Health												
34. Comprehensive individual .....	(d)							XXX	XXX	XXX		
35. Comprehensive group .....	(d)							XXX	XXX	XXX		
36. Medicare Supplement .....	(d)							XXX	XXX	XXX		
37. Vision only .....	(d)							XXX	XXX	XXX		
38. Dental only .....	(d)							XXX	XXX	XXX		
39. Federal Employees Health Benefits Plan .....	(d)							XXX	XXX	XXX		
40. Title XVIII Medicare .....	(d)	(e)						XXX	XXX	XXX		
41. Title XIX Medicaid .....	(d)							XXX	XXX	XXX		
42. Credit A&H .....								XXX	XXX	XXX		
43. Disability income .....	(d)							XXX	XXX	XXX		
44. Long-term care .....	(d)							XXX	XXX	XXX		
45. Other health .....	(d)							XXX	XXX	XXX		
46. Total Accident and Health								XXX	XXX	XXX		
47. Total	(c)											

**NONE**

24 KY

ANNUAL STATEMENT FOR THE YEAR 2023 OF THE General Re Life Corporation

LIFE INSURANCE (STATE PAGE) (Continued)<sup>(b)</sup>

NAIC Group Code 0031

BUSINESS IN THE STATE OF Kentucky

DURING THE YEAR 2023

NAIC Company Code 86258

Line of Business	13 Incurred During Current Year	13 Claims Settled During Current Year								22 Unpaid December 31, Current Year	22 Issued During Year		22 Other Changes to In Force (Net)		22 In Force December 31, Current Year (b)	
		Totals Paid		Reduction by Compromise		Amount Rejected		Total Settled During Current Year			23	24	25	26	27	28
		14 Number of Pols/ Certs	15 Amount	16 Number of Pols/ Certs	17 Amount	18 Number of Pols/ Certs	19 Amount	20 Number of Pols/ Certs	21 Amount		Number of Pols/ Certs	Amount	Number of Pols/ Certs	Amount	Number of Pols/ Certs	Amount
Individual Life																
1. Industrial																
2. Whole																
3. Term																
4. Indexed																
5. Universal																
6. Universal with secondary guarantees																
7. Variable																
8. Variable universal																
9. Credit																
10. Other (f)																
11. Total Individual Life																
Group Life																
12. Whole																
13. Term																
14. Universal																
15. Variable																
16. Variable universal																
17. Credit																
18. Other (f)																
19. Total Group Life																
Individual Annuities																
20. Fixed																
21. Indexed																
22. Variable with guarantees																
23. Variable without guarantees																
24. Life contingent payout																
25. Other (f)																
26. Total Individual Annuities																
Group Annuities																
27. Fixed																
28. Indexed																
29. Variable with guarantees																
30. Variable without guarantees																
31. Life contingent payout																
32. Other (f)																
33. Total Group Annuities																
Accident and Health																
34. Comprehensive individual (d)	XXX	XXX	XXX	XXX	XXX	XXX	XXX	XXX	XXX	XXX	XXX	XXX	XXX	XXX	XXX	
35. Comprehensive group (d)	XXX	XXX	XXX	XXX	XXX	XXX	XXX	XXX	XXX	XXX	XXX	XXX	XXX	XXX	XXX	
36. Medicare Supplement (d)	XXX	XXX	XXX	XXX	XXX	XXX	XXX	XXX	XXX	XXX	XXX	XXX	XXX	XXX	XXX	
37. Vision only (d)	XXX	XXX	XXX	XXX	XXX	XXX	XXX	XXX	XXX	XXX	XXX	XXX	XXX	XXX	XXX	
38. Dental only (d)	XXX	XXX	XXX	XXX	XXX	XXX	XXX	XXX	XXX	XXX	XXX	XXX	XXX	XXX	XXX	
39. Federal Employees Health Benefits Plan (d)	XXX	XXX	XXX	XXX	XXX	XXX	XXX	XXX	XXX	XXX	XXX	XXX	XXX	XXX	XXX	
40. Title XVIII Medicare (d)	XXX	XXX	XXX	XXX	XXX	XXX	XXX	XXX	XXX	XXX	XXX	XXX	XXX	XXX	XXX	
41. Title XIX Medicaid (d)	XXX	XXX	XXX	XXX	XXX	XXX	XXX	XXX	XXX	XXX	XXX	XXX	XXX	XXX	XXX	
42. Credit A&H	XXX	XXX	XXX	XXX	XXX	XXX	XXX	XXX	XXX	XXX	XXX	XXX	XXX	XXX	XXX	
43. Disability income (d)	XXX	XXX	XXX	XXX	XXX	XXX	XXX	XXX	XXX	XXX	XXX	XXX	XXX	XXX	XXX	
44. Long-term care (d)	XXX	XXX	XXX	XXX	XXX	XXX	XXX	XXX	XXX	XXX	XXX	XXX	XXX	XXX	XXX	
45. Other health (d)	XXX	XXX	XXX	XXX	XXX	XXX	XXX	XXX	XXX	XXX	XXX	XXX	XXX	XXX	XXX	
46. Total Accident and Health	XXX	XXX	XXX	XXX	XXX	XXX	XXX	XXX	XXX	XXX	XXX	XXX	XXX	XXX	XXX	
47. TOTAL																

NONE

(a) Includes Group Credit Life Insurance Loans less than or equal to 60 months at issue, prior year \$ \_\_\_\_\_, current year \$ \_\_\_\_\_. Loans greater than 60 months at issue BUT NOT GREATER THAN 120 MONTHS prior year \$ \_\_\_\_\_, current year \$ \_\_\_\_\_.

(b) Corporate Owned Life Insurance/BOLI: 1) Number of policies: \_\_\_\_\_ 2) covering number of lives: \_\_\_\_\_ 3) face amount \$ \_\_\_\_\_.

(c) Deposit-Type Contract Considerations NOT included in Total Premiums and Annuities Considerations: Individual: \$ \_\_\_\_\_ Group: \$ \_\_\_\_\_ Total: \$ \_\_\_\_\_.

(d) For health business on indicated lines report: Number of persons insured under PPO managed care products \_\_\_\_\_ and number of persons insured under indemnity only products \_\_\_\_\_.

(e) For health premiums written: amount of Medicare Title XVIII exempt from state taxes or fees \$ \_\_\_\_\_.

(f) Certain Separate Account products are included in "Other" product categories in the table(s) above:

1. Individual Life - Other includes the following amounts related to Separate Account policies: Column 1) \$ \_\_\_\_\_ Column 7) \$ \_\_\_\_\_ Column 12) \$ \_\_\_\_\_

2. Group Life - Other includes the following amounts related to Separate Account policies: Column 1) \$ \_\_\_\_\_ Column 7) \$ \_\_\_\_\_ Column 12) \$ \_\_\_\_\_

3. Individual Annuities - Other includes the following amounts related to Separate Account policies: Column 1) \$ \_\_\_\_\_ Column 7) \$ \_\_\_\_\_ Column 12) \$ \_\_\_\_\_

4. Group Annuities - Other includes the following amounts related to Separate Account policies: Column 1) \$ \_\_\_\_\_ Column 7) \$ \_\_\_\_\_ Column 12) \$ \_\_\_\_\_





ANNUAL STATEMENT FOR THE YEAR 2023 OF THE General Re Life Corporation  
**LIFE INSURANCE (STATE PAGE)<sup>(b)</sup>**

NAIC Group Code 0031

BUSINESS IN THE STATE OF Louisiana

DURING THE YEAR 2023

NAIC Company Code 86258

Line of Business	1 Premiums and Annuities Considerations	2 Other Considerations	Dividends to Policyholders/Refunds to Members				7 Total (Col. 3+4+5+6)	Claims and Benefits Paid				
			3 Paid in Cash or Left on Deposit	4 Applied to Pay Renewal Premiums	5 Applied to Provide Paid-Up Additions or Shorten the Endowment or Premium-Paying Period	6 Other		8 Death and Annuity Benefits	9 Matured Endowments	10 Surrender Values and Withdrawals for Life Contracts	11 All Other Benefits	12 Total (Sum Columns 8 through 11)
Individual Life												
1. Industrial .....												
2. Whole .....												
3. Term .....												
4. Indexed .....												
5. Universal .....												
6. Universal with secondary guarantees .....												
7. Variable .....												
8. Variable universal .....												
9. Credit .....												
10. Other .....	(f)											
11. Total Individual Life												
Group Life												
12. Whole .....												
13. Term .....												
14. Universal .....												
15. Variable .....												
16. Variable universal .....												
17. Credit .....												
18. Other .....	(f)											
19. Total Group Life												
Individual Annuities												
20. Fixed .....												
21. Indexed .....												
22. Variable with guarantees .....												
23. Variable without guarantees .....												
24. Life contingent payout .....												
25. Other .....	(f)											
26. Total Individual Annuities												
Group Annuities												
27. Fixed .....												
28. Indexed .....												
29. Variable with guarantees .....												
30. Variable without guarantees .....												
31. Life contingent payout .....												
32. Other .....	(f)											
33. Total Group Annuities												
Accident and Health												
34. Comprehensive individual .....	(d)							XXX	XXX	XXX		
35. Comprehensive group .....	(d)							XXX	XXX	XXX		
36. Medicare Supplement .....	(d)							XXX	XXX	XXX		
37. Vision only .....	(d)							XXX	XXX	XXX		
38. Dental only .....	(d)							XXX	XXX	XXX		
39. Federal Employees Health Benefits Plan .....	(d)							XXX	XXX	XXX		
40. Title XVIII Medicare .....	(d)	(e)						XXX	XXX	XXX		
41. Title XIX Medicaid .....	(d)							XXX	XXX	XXX		
42. Credit A&H .....								XXX	XXX	XXX		
43. Disability income .....	(d)							XXX	XXX	XXX		
44. Long-term care .....	(d)							XXX	XXX	XXX		
45. Other health .....	(d)							XXX	XXX	XXX		
46. Total Accident and Health								XXX	XXX	XXX		
47. Total	(c)											

**NONE**

24.LA

ANNUAL STATEMENT FOR THE YEAR 2023 OF THE General Re Life Corporation

LIFE INSURANCE (STATE PAGE) (Continued)<sup>(b)</sup>

NAIC Group Code 0031

BUSINESS IN THE STATE OF

Louisiana

DURING THE YEAR 2023

NAIC Company Code 86258

Line of Business	13 Incurred During Current Year	13 Direct Death Benefits, Matured Endowments Incurred and Annuity Benefits Claims Settled During Current Year								22 Unpaid December 31, Current Year	22 Issued During Year		22 Other Changes to In Force (Net)		22 In Force December 31, Current Year (b)	
		Totals Paid		Reduction by Compromise		Amount Rejected		Total Settled During Current Year			23	24	25	26	27	28
		14 Number of Pols/ Certs	15 Amount	16 Number of Pols/ Certs	17 Amount	18 Number of Pols/ Certs	19 Amount	20 Number of Pols/ Certs	21 Amount		Number of Pols/ Certs	Amount	Number of Pols/ Certs	Amount	Number of Pols/ Certs	Amount
Individual Life																
1. Industrial																
2. Whole																
3. Term																
4. Indexed																
5. Universal																
6. Universal with secondary guarantees																
7. Variable																
8. Variable universal																
9. Credit																
10. Other (f)																
11. Total Individual Life																
Group Life																
12. Whole																
13. Term																
14. Universal																
15. Variable																
16. Variable universal																
17. Credit																
18. Other (f)																
19. Total Group Life																
Individual Annuities																
20. Fixed																
21. Indexed																
22. Variable with guarantees																
23. Variable without guarantees																
24. Life contingent payout																
25. Other (f)																
26. Total Individual Annuities																
Group Annuities																
27. Fixed																
28. Indexed																
29. Variable with guarantees																
30. Variable without guarantees																
31. Life contingent payout																
32. Other (f)																
33. Total Group Annuities																
Accident and Health																
34. Comprehensive individual (d)	XXX	XXX	XXX	XXX	XXX	XXX	XXX	XXX	XXX	XXX	XXX	XXX	XXX	XXX	XXX	
35. Comprehensive group (d)	XXX	XXX	XXX	XXX	XXX	XXX	XXX	XXX	XXX	XXX	XXX	XXX	XXX	XXX	XXX	
36. Medicare Supplement (d)	XXX	XXX	XXX	XXX	XXX	XXX	XXX	XXX	XXX	XXX	XXX	XXX	XXX	XXX	XXX	
37. Vision only (d)	XXX	XXX	XXX	XXX	XXX	XXX	XXX	XXX	XXX	XXX	XXX	XXX	XXX	XXX	XXX	
38. Dental only (d)	XXX	XXX	XXX	XXX	XXX	XXX	XXX	XXX	XXX	XXX	XXX	XXX	XXX	XXX	XXX	
39. Federal Employees Health Benefits Plan (d)	XXX	XXX	XXX	XXX	XXX	XXX	XXX	XXX	XXX	XXX	XXX	XXX	XXX	XXX	XXX	
40. Title XVIII Medicare (d)	XXX	XXX	XXX	XXX	XXX	XXX	XXX	XXX	XXX	XXX	XXX	XXX	XXX	XXX	XXX	
41. Title XIX Medicaid (d)	XXX	XXX	XXX	XXX	XXX	XXX	XXX	XXX	XXX	XXX	XXX	XXX	XXX	XXX	XXX	
42. Credit A&H	XXX	XXX	XXX	XXX	XXX	XXX	XXX	XXX	XXX	XXX	XXX	XXX	XXX	XXX	XXX	
43. Disability income (d)	XXX	XXX	XXX	XXX	XXX	XXX	XXX	XXX	XXX	XXX	XXX	XXX	XXX	XXX	XXX	
44. Long-term care (d)	XXX	XXX	XXX	XXX	XXX	XXX	XXX	XXX	XXX	XXX	XXX	XXX	XXX	XXX	XXX	
45. Other health (d)	XXX	XXX	XXX	XXX	XXX	XXX	XXX	XXX	XXX	XXX	XXX	XXX	XXX	XXX	XXX	
46. Total Accident and Health	XXX	XXX	XXX	XXX	XXX	XXX	XXX	XXX	XXX	XXX	XXX	XXX	XXX	XXX	XXX	
47. TOTAL																

NONE

(a) Includes Group Credit Life Insurance Loans less than or equal to 60 months at issue, prior year \$ \_\_\_\_\_, current year \$ \_\_\_\_\_. Loans greater than 60 months at issue BUT NOT GREATER THAN 120 MONTHS prior year \$ \_\_\_\_\_, current year \$ \_\_\_\_\_.

(b) Corporate Owned Life Insurance/BOLI: 1) Number of policies: \_\_\_\_\_ 2) covering number of lives: \_\_\_\_\_ 3) face amount \$ \_\_\_\_\_.

(c) Deposit-Type Contract Considerations NOT included in Total Premiums and Annuities Considerations: Individual: \$ \_\_\_\_\_ Group: \$ \_\_\_\_\_ Total: \$ \_\_\_\_\_.

(d) For health business on indicated lines report: Number of persons insured under PPO managed care products \_\_\_\_\_ and number of persons insured under indemnity only products \_\_\_\_\_.

(e) For health premiums written: amount of Medicare Title XVIII exempt from state taxes or fees \$ \_\_\_\_\_.

(f) Certain Separate Account products are included in "Other" product categories in the table(s) above:

1. Individual Life - Other includes the following amounts related to Separate Account policies: Column 1) \$ \_\_\_\_\_ Column 7) \$ \_\_\_\_\_ Column 12) \$ \_\_\_\_\_

2. Group Life - Other includes the following amounts related to Separate Account policies: Column 1) \$ \_\_\_\_\_ Column 7) \$ \_\_\_\_\_ Column 12) \$ \_\_\_\_\_

3. Individual Annuities - Other includes the following amounts related to Separate Account policies: Column 1) \$ \_\_\_\_\_ Column 7) \$ \_\_\_\_\_ Column 12) \$ \_\_\_\_\_

4. Group Annuities - Other includes the following amounts related to Separate Account policies: Column 1) \$ \_\_\_\_\_ Column 7) \$ \_\_\_\_\_ Column 12) \$ \_\_\_\_\_



ANNUAL STATEMENT FOR THE YEAR 2023 OF THE General Re Life Corporation  
**LIFE INSURANCE (STATE PAGE)<sup>(b)</sup>**

NAIC Group Code 0031

BUSINESS IN THE STATE OF Maine

DURING THE YEAR 2023

NAIC Company Code 86258

Line of Business	1 Premiums and Annuities Considerations	2 Other Considerations	Dividends to Policyholders/Refunds to Members				7 Total (Col. 3+4+5+6)	Claims and Benefits Paid				
			3 Paid in Cash or Left on Deposit	4 Applied to Pay Renewal Premiums	5 Applied to Provide Paid-Up Additions or Shorten the Endowment or Premium-Paying Period	6 Other		8 Death and Annuity Benefits	9 Matured Endowments	10 Surrender Values and Withdrawals for Life Contracts	11 All Other Benefits	12 Total (Sum Columns 8 through 11)
Individual Life												
1. Industrial .....												
2. Whole .....												
3. Term .....												
4. Indexed .....												
5. Universal .....												
6. Universal with secondary guarantees .....												
7. Variable .....												
8. Variable universal .....												
9. Credit .....												
10. Other .....	(f)											
11. Total Individual Life												
Group Life												
12. Whole .....												
13. Term .....												
14. Universal .....												
15. Variable .....												
16. Variable universal .....												
17. Credit .....												
18. Other .....	(f)											
19. Total Group Life												
Individual Annuities												
20. Fixed .....												
21. Indexed .....												
22. Variable with guarantees .....												
23. Variable without guarantees .....												
24. Life contingent payout .....												
25. Other .....	(f)											
26. Total Individual Annuities												
Group Annuities												
27. Fixed .....												
28. Indexed .....												
29. Variable with guarantees .....												
30. Variable without guarantees .....												
31. Life contingent payout .....												
32. Other .....	(f)											
33. Total Group Annuities												
Accident and Health												
34. Comprehensive individual .....	(d)							XXX	XXX	XXX		
35. Comprehensive group .....	(d)							XXX	XXX	XXX		
36. Medicare Supplement .....	(d)							XXX	XXX	XXX		
37. Vision only .....	(d)							XXX	XXX	XXX		
38. Dental only .....	(d)							XXX	XXX	XXX		
39. Federal Employees Health Benefits Plan .....	(d)							XXX	XXX	XXX		
40. Title XVIII Medicare .....	(d)	(e)						XXX	XXX	XXX		
41. Title XIX Medicaid .....	(d)							XXX	XXX	XXX		
42. Credit A&H .....								XXX	XXX	XXX		
43. Disability income .....	(d)							XXX	XXX	XXX		
44. Long-term care .....	(d)							XXX	XXX	XXX		
45. Other health .....	(d)							XXX	XXX	XXX		
46. Total Accident and Health								XXX	XXX	XXX		
47. Total	(c)											

**NONE**

24 ME

ANNUAL STATEMENT FOR THE YEAR 2023 OF THE General Re Life Corporation

LIFE INSURANCE (STATE PAGE) (Continued)<sup>(b)</sup>

NAIC Group Code 0031

BUSINESS IN THE STATE OF

Maine

DURING THE YEAR 2023

NAIC Company Code 86258

Line of Business	13 Incurred During Current Year	13 Direct Death Benefits, Matured Endowments Incurred and Annuity Benefits Claims Settled During Current Year								22 Unpaid December 31, Current Year	22 Issued During Year		22 Other Changes to In Force (Net)		22 In Force December 31, Current Year (b)	
		Totals Paid		Reduction by Compromise		Amount Rejected		Total Settled During Current Year			23 Number of Pols/ Certs	24 Amount	25 Number of Pols/ Certs	26 Amount	27 Number of Pols/ Certs	28 Amount
		14 Number of Pols/ Certs	15 Amount	16 Number of Pols/ Certs	17 Amount	18 Number of Pols/ Certs	19 Amount	20 Number of Pols/ Certs	21 Amount							
Individual Life																
1. Industrial																
2. Whole																
3. Term																
4. Indexed																
5. Universal																
6. Universal with secondary guarantees																
7. Variable																
8. Variable universal																
9. Credit																
10. Other (f)																
11. Total Individual Life																
Group Life																
12. Whole																
13. Term																
14. Universal																
15. Variable																
16. Variable universal																
17. Credit																
18. Other (f)																
19. Total Group Life																
Individual Annuities																
20. Fixed																
21. Indexed																
22. Variable with guarantees																
23. Variable without guarantees																
24. Life contingent payout																
25. Other (f)																
26. Total Individual Annuities																
Group Annuities																
27. Fixed																
28. Indexed																
29. Variable with guarantees																
30. Variable without guarantees																
31. Life contingent payout																
32. Other (f)																
33. Total Group Annuities																
Accident and Health																
34. Comprehensive individual (d)	XXX	XXX	XXX	XXX	XXX	XXX	XXX	XXX	XXX	XXX	XXX	XXX	XXX	XXX	XXX	
35. Comprehensive group (d)	XXX	XXX	XXX	XXX	XXX	XXX	XXX	XXX	XXX	XXX	XXX	XXX	XXX	XXX	XXX	
36. Medicare Supplement (d)	XXX	XXX	XXX	XXX	XXX	XXX	XXX	XXX	XXX	XXX	XXX	XXX	XXX	XXX	XXX	
37. Vision only (d)	XXX	XXX	XXX	XXX	XXX	XXX	XXX	XXX	XXX	XXX	XXX	XXX	XXX	XXX	XXX	
38. Dental only (d)	XXX	XXX	XXX	XXX	XXX	XXX	XXX	XXX	XXX	XXX	XXX	XXX	XXX	XXX	XXX	
39. Federal Employees Health Benefits Plan (d)	XXX	XXX	XXX	XXX	XXX	XXX	XXX	XXX	XXX	XXX	XXX	XXX	XXX	XXX	XXX	
40. Title XVIII Medicare (d)	XXX	XXX	XXX	XXX	XXX	XXX	XXX	XXX	XXX	XXX	XXX	XXX	XXX	XXX	XXX	
41. Title XIX Medicaid (d)	XXX	XXX	XXX	XXX	XXX	XXX	XXX	XXX	XXX	XXX	XXX	XXX	XXX	XXX	XXX	
42. Credit A&H	XXX	XXX	XXX	XXX	XXX	XXX	XXX	XXX	XXX	XXX	XXX	XXX	XXX	XXX	XXX	
43. Disability income (d)	XXX	XXX	XXX	XXX	XXX	XXX	XXX	XXX	XXX	XXX	XXX	XXX	XXX	XXX	XXX	
44. Long-term care (d)	XXX	XXX	XXX	XXX	XXX	XXX	XXX	XXX	XXX	XXX	XXX	XXX	XXX	XXX	XXX	
45. Other health (d)	XXX	XXX	XXX	XXX	XXX	XXX	XXX	XXX	XXX	XXX	XXX	XXX	XXX	XXX	XXX	
46. Total Accident and Health	XXX	XXX	XXX	XXX	XXX	XXX	XXX	XXX	XXX	XXX	XXX	XXX	XXX	XXX	XXX	
47. TOTAL																

NONE

(a) Includes Group Credit Life Insurance Loans less than or equal to 60 months at issue, prior year \$ \_\_\_\_\_, current year \$ \_\_\_\_\_. Loans greater than 60 months at issue BUT NOT GREATER THAN 120 MONTHS prior year \$ \_\_\_\_\_, current year \$ \_\_\_\_\_.

(b) Corporate Owned Life Insurance/BOLI: 1) Number of policies: \_\_\_\_\_ 2) covering number of lives: \_\_\_\_\_ 3) face amount \$ \_\_\_\_\_.

(c) Deposit-Type Contract Considerations NOT included in Total Premiums and Annuities Considerations: Individual: \$ \_\_\_\_\_ Group: \$ \_\_\_\_\_ Total: \$ \_\_\_\_\_.

(d) For health business on indicated lines report: Number of persons insured under PPO managed care products \_\_\_\_\_ and number of persons insured under indemnity only products \_\_\_\_\_.

(e) For health premiums written: amount of Medicare Title XVIII exempt from state taxes or fees \$ \_\_\_\_\_.

(f) Certain Separate Account products are included in "Other" product categories in the table(s) above:

1. Individual Life - Other includes the following amounts related to Separate Account policies: Column 1) \$ \_\_\_\_\_ Column 7) \$ \_\_\_\_\_ Column 12) \$ \_\_\_\_\_

2. Group Life - Other includes the following amounts related to Separate Account policies: Column 1) \$ \_\_\_\_\_ Column 7) \$ \_\_\_\_\_ Column 12) \$ \_\_\_\_\_

3. Individual Annuities - Other includes the following amounts related to Separate Account policies: Column 1) \$ \_\_\_\_\_ Column 7) \$ \_\_\_\_\_ Column 12) \$ \_\_\_\_\_

4. Group Annuities - Other includes the following amounts related to Separate Account policies: Column 1) \$ \_\_\_\_\_ Column 7) \$ \_\_\_\_\_ Column 12) \$ \_\_\_\_\_

24.1.ME



ANNUAL STATEMENT FOR THE YEAR 2023 OF THE General Re Life Corporation  
**LIFE INSURANCE (STATE PAGE)<sup>(b)</sup>**

NAIC Group Code 0031

BUSINESS IN THE STATE OF Maryland

DURING THE YEAR 2023

NAIC Company Code 86258

Line of Business	1 Premiums and Annuities Considerations	2 Other Considerations	Dividends to Policyholders/Refunds to Members				7 Total (Col. 3+4+5+6)	Claims and Benefits Paid				
			3 Paid in Cash or Left on Deposit	4 Applied to Pay Renewal Premiums	5 Applied to Provide Paid-Up Additions or Shorten the Endowment or Premium-Paying Period	6 Other		8 Death and Annuity Benefits	9 Matured Endowments	10 Surrender Values and Withdrawals for Life Contracts	11 All Other Benefits	12 Total (Sum Columns 8 through 11)
Individual Life												
1. Industrial .....												
2. Whole .....												
3. Term .....												
4. Indexed .....												
5. Universal .....												
6. Universal with secondary guarantees .....												
7. Variable .....												
8. Variable universal .....												
9. Credit .....												
10. Other .....	(f)											
11. Total Individual Life												
Group Life												
12. Whole .....												
13. Term .....												
14. Universal .....												
15. Variable .....												
16. Variable universal .....												
17. Credit .....												
18. Other .....	(f)											
19. Total Group Life												
Individual Annuities												
20. Fixed .....												
21. Indexed .....												
22. Variable with guarantees .....												
23. Variable without guarantees .....												
24. Life contingent payout .....												
25. Other .....	(f)											
26. Total Individual Annuities												
Group Annuities												
27. Fixed .....												
28. Indexed .....												
29. Variable with guarantees .....												
30. Variable without guarantees .....												
31. Life contingent payout .....												
32. Other .....	(f)											
33. Total Group Annuities												
Accident and Health												
34. Comprehensive individual .....	(d)							XXX	XXX	XXX		
35. Comprehensive group .....	(d)							XXX	XXX	XXX		
36. Medicare Supplement .....	(d)							XXX	XXX	XXX		
37. Vision only .....	(d)							XXX	XXX	XXX		
38. Dental only .....	(d)							XXX	XXX	XXX		
39. Federal Employees Health Benefits Plan .....	(d)							XXX	XXX	XXX		
40. Title XVIII Medicare .....	(d)	(e)						XXX	XXX	XXX		
41. Title XIX Medicaid .....	(d)							XXX	XXX	XXX		
42. Credit A&H .....								XXX	XXX	XXX		
43. Disability income .....	(d)							XXX	XXX	XXX		
44. Long-term care .....	(d)							XXX	XXX	XXX		
45. Other health .....	(d)							XXX	XXX	XXX		
46. Total Accident and Health								XXX	XXX	XXX		
47. Total	(c)											

**NONE**

24-MD

ANNUAL STATEMENT FOR THE YEAR 2023 OF THE General Re Life Corporation

**LIFE INSURANCE (STATE PAGE) (Continued)<sup>(b)</sup>**

NAIC Group Code 0031

BUSINESS IN THE STATE OF Maryland

DURING THE YEAR 2023

NAIC Company Code 86258

Line of Business	13 Incurred During Current Year	13 Claims Settled During Current Year								22 Unpaid December 31, Current Year	22 Issued During Year		22 Other Changes to In Force (Net)		22 In Force December 31, Current Year (b)	
		Totals Paid		Reduction by Compromise		Amount Rejected		Total Settled During Current Year			23	24	25	26	27	28
		14 Number of Pals/ Certs	15 Amount	16 Number of Pals/ Certs	17 Amount	18 Number of Pals/ Certs	19 Amount	20 Number of Pals/ Certs	21 Amount		Number of Pals/ Certs	Amount	Number of Pals/ Certs	Amount	Number of Pals/ Certs	Amount
Individual Life																
1. Industrial																
2. Whole																
3. Term																
4. Indexed																
5. Universal																
6. Universal with secondary guarantees																
7. Variable																
8. Variable universal																
9. Credit																
10. Other (f)																
11. Total Individual Life																
Group Life																
12. Whole																
13. Term																
14. Universal																
15. Variable																
16. Variable universal																
17. Credit																
18. Other (f)																
19. Total Group Life																
Individual Annuities																
20. Fixed																
21. Indexed																
22. Variable with guarantees																
23. Variable without guarantees																
24. Life contingent payout																
25. Other (f)																
26. Total Individual Annuities																
Group Annuities																
27. Fixed																
28. Indexed																
29. Variable with guarantees																
30. Variable without guarantees																
31. Life contingent payout																
32. Other (f)																
33. Total Group Annuities																
Accident and Health																
34. Comprehensive individual (d)	XXX	XXX	XXX	XXX	XXX	XXX	XXX	XXX	XXX	XXX	XXX	XXX	XXX	XXX	XXX	XXX
35. Comprehensive group (d)	XXX	XXX	XXX	XXX	XXX	XXX	XXX	XXX	XXX	XXX	XXX	XXX	XXX	XXX	XXX	XXX
36. Medicare Supplement (d)	XXX	XXX	XXX	XXX	XXX	XXX	XXX	XXX	XXX	XXX	XXX	XXX	XXX	XXX	XXX	XXX
37. Vision only (d)	XXX	XXX	XXX	XXX	XXX	XXX	XXX	XXX	XXX	XXX	XXX	XXX	XXX	XXX	XXX	XXX
38. Dental only (d)	XXX	XXX	XXX	XXX	XXX	XXX	XXX	XXX	XXX	XXX	XXX	XXX	XXX	XXX	XXX	XXX
39. Federal Employees Health Benefits Plan (d)	XXX	XXX	XXX	XXX	XXX	XXX	XXX	XXX	XXX	XXX	XXX	XXX	XXX	XXX	XXX	XXX
40. Title XVIII Medicare (d)	XXX	XXX	XXX	XXX	XXX	XXX	XXX	XXX	XXX	XXX	XXX	XXX	XXX	XXX	XXX	XXX
41. Title XIX Medicaid (d)	XXX	XXX	XXX	XXX	XXX	XXX	XXX	XXX	XXX	XXX	XXX	XXX	XXX	XXX	XXX	XXX
42. Credit A&H	XXX	XXX	XXX	XXX	XXX	XXX	XXX	XXX	XXX	XXX	XXX	XXX	XXX	XXX	XXX	XXX
43. Disability income (d)	XXX	XXX	XXX	XXX	XXX	XXX	XXX	XXX	XXX	XXX	XXX	XXX	XXX	XXX	XXX	XXX
44. Long-term care (d)	XXX	XXX	XXX	XXX	XXX	XXX	XXX	XXX	XXX	XXX	XXX	XXX	XXX	XXX	XXX	XXX
45. Other health (d)	XXX	XXX	XXX	XXX	XXX	XXX	XXX	XXX	XXX	XXX	XXX	XXX	XXX	XXX	XXX	XXX
46. Total Accident and Health	XXX	XXX	XXX	XXX	XXX	XXX	XXX	XXX	XXX	XXX	XXX	XXX	XXX	XXX	XXX	XXX
47. TOTAL																

**NONE**

(a) Includes Group Credit Life Insurance Loans less than or equal to 60 months at issue, prior year \$ \_\_\_\_\_, current year \$ \_\_\_\_\_. Loans greater than 60 months at issue BUT NOT GREATER THAN 120 MONTHS prior year \$ \_\_\_\_\_, current year \$ \_\_\_\_\_.

(b) Corporate Owned Life Insurance/BOLI: 1) Number of policies: \_\_\_\_\_ 2) covering number of lives: \_\_\_\_\_ 3) face amount \$ \_\_\_\_\_.

(c) Deposit-Type Contract Considerations NOT included in Total Premiums and Annuities Considerations: Individual: \$ \_\_\_\_\_ Group: \$ \_\_\_\_\_ Total: \$ \_\_\_\_\_.

(d) For health business on indicated lines report: Number of persons insured under PPO managed care products \_\_\_\_\_ and number of persons insured under indemnity only products \_\_\_\_\_.

(e) For health premiums written: amount of Medicare Title XVIII exempt from state taxes or fees \$ \_\_\_\_\_.

(f) Certain Separate Account products are included in "Other" product categories in the table(s) above:

1. Individual Life - Other includes the following amounts related to Separate Account policies: Column 1) \$ \_\_\_\_\_ Column 7) \$ \_\_\_\_\_ Column 12) \$ \_\_\_\_\_

2. Group Life - Other includes the following amounts related to Separate Account policies: Column 1) \$ \_\_\_\_\_ Column 7) \$ \_\_\_\_\_ Column 12) \$ \_\_\_\_\_

3. Individual Annuities - Other includes the following amounts related to Separate Account policies: Column 1) \$ \_\_\_\_\_ Column 7) \$ \_\_\_\_\_ Column 12) \$ \_\_\_\_\_

4. Group Annuities - Other includes the following amounts related to Separate Account policies: Column 1) \$ \_\_\_\_\_ Column 7) \$ \_\_\_\_\_ Column 12) \$ \_\_\_\_\_

24.1.MD



ANNUAL STATEMENT FOR THE YEAR 2023 OF THE General Re Life Corporation  
**LIFE INSURANCE (STATE PAGE)<sup>(b)</sup>**

NAIC Group Code 0031

BUSINESS IN THE STATE OF Massachusetts

DURING THE YEAR 2023

NAIC Company Code 86258

Line of Business	1 Premiums and Annuities Considerations	2 Other Considerations	Dividends to Policyholders/Refunds to Members				7 Total (Col. 3+4+5+6)	Claims and Benefits Paid				
			3 Paid in Cash or Left on Deposit	4 Applied to Pay Renewal Premiums	5 Applied to Provide Paid-Up Additions or Shorten the Endowment or Premium-Paying Period	6 Other		8 Death and Annuity Benefits	9 Matured Endowments	10 Surrender Values and Withdrawals for Life Contracts	11 All Other Benefits	12 Total (Sum Columns 8 through 11)
Individual Life												
1. Industrial .....												
2. Whole .....												
3. Term .....												
4. Indexed .....												
5. Universal .....												
6. Universal with secondary guarantees .....												
7. Variable .....												
8. Variable universal .....												
9. Credit .....												
10. Other .....	(f)											
11. Total Individual Life												
Group Life												
12. Whole .....												
13. Term .....												
14. Universal .....												
15. Variable .....												
16. Variable universal .....												
17. Credit .....												
18. Other .....	(f)											
19. Total Group Life												
Individual Annuities												
20. Fixed .....												
21. Indexed .....												
22. Variable with guarantees .....												
23. Variable without guarantees .....												
24. Life contingent payout .....												
25. Other .....	(f)											
26. Total Individual Annuities												
Group Annuities												
27. Fixed .....												
28. Indexed .....												
29. Variable with guarantees .....												
30. Variable without guarantees .....												
31. Life contingent payout .....												
32. Other .....	(f)											
33. Total Group Annuities												
Accident and Health												
34. Comprehensive individual .....	(d)							XXX	XXX	XXX		
35. Comprehensive group .....	(d)							XXX	XXX	XXX		
36. Medicare Supplement .....	(d)							XXX	XXX	XXX		
37. Vision only .....	(d)							XXX	XXX	XXX		
38. Dental only .....	(d)							XXX	XXX	XXX		
39. Federal Employees Health Benefits Plan .....	(d)							XXX	XXX	XXX		
40. Title XVIII Medicare .....	(d)	(e)						XXX	XXX	XXX		
41. Title XIX Medicaid .....	(d)							XXX	XXX	XXX		
42. Credit A&H .....								XXX	XXX	XXX		
43. Disability income .....	(d)							XXX	XXX	XXX		
44. Long-term care .....	(d)							XXX	XXX	XXX		
45. Other health .....	(d)							XXX	XXX	XXX		
46. Total Accident and Health								XXX	XXX	XXX		
47. Total	(c)											

**NONE**

24-MA

ANNUAL STATEMENT FOR THE YEAR 2023 OF THE General Re Life Corporation

LIFE INSURANCE (STATE PAGE) (Continued)<sup>(b)</sup>

NAIC Group Code 0031

BUSINESS IN THE STATE OF

Massachusetts

DURING THE YEAR 2023

NAIC Company Code 86258

Direct Death Benefits, Matured Endowments Incurred and Annuity Benefits

Policy Exhibit

Line of Business	13 Incurred During Current Year	Claims Settled During Current Year								22 Unpaid December 31, Current Year	Issued During Year		Other Changes to In Force (Net)		In Force December 31, Current Year (b)	
		Totals Paid		Reduction by Compromise		Amount Rejected		Total Settled During Current Year			23	24	25	26	27	28
		14 Number of Pals/ Certs	15 Amount	16 Number of Pals/ Certs	17 Amount	18 Number of Pals/ Certs	19 Amount	20 Number of Pals/ Certs	21 Amount		Number of Pals/ Certs	Amount	Number of Pals/ Certs	Amount	Number of Pals/ Certs	Amount
Individual Life																
1. Industrial																
2. Whole																
3. Term																
4. Indexed																
5. Universal																
6. Universal with secondary guarantees																
7. Variable																
8. Variable universal																
9. Credit																
10. Other (f)																
11. Total Individual Life																
Group Life																
12. Whole																
13. Term																
14. Universal																
15. Variable																
16. Variable universal																
17. Credit																
18. Other (f)																
19. Total Group Life																
Individual Annuities																
20. Fixed																
21. Indexed																
22. Variable with guarantees																
23. Variable without guarantees																
24. Life contingent payout																
25. Other (f)																
26. Total Individual Annuities																
Group Annuities																
27. Fixed																
28. Indexed																
29. Variable with guarantees																
30. Variable without guarantees																
31. Life contingent payout																
32. Other (f)																
33. Total Group Annuities																
Accident and Health																
34. Comprehensive individual (d)	XXX	XXX	XXX	XXX	XXX	XXX	XXX	XXX	XXX	XXX	XXX	XXX	XXX	XXX	XXX	XXX
35. Comprehensive group (d)	XXX	XXX	XXX	XXX	XXX	XXX	XXX	XXX	XXX	XXX	XXX	XXX	XXX	XXX	XXX	XXX
36. Medicare Supplement (d)	XXX	XXX	XXX	XXX	XXX	XXX	XXX	XXX	XXX	XXX	XXX	XXX	XXX	XXX	XXX	XXX
37. Vision only (d)	XXX	XXX	XXX	XXX	XXX	XXX	XXX	XXX	XXX	XXX	XXX	XXX	XXX	XXX	XXX	XXX
38. Dental only (d)	XXX	XXX	XXX	XXX	XXX	XXX	XXX	XXX	XXX	XXX	XXX	XXX	XXX	XXX	XXX	XXX
39. Federal Employees Health Benefits Plan (d)	XXX	XXX	XXX	XXX	XXX	XXX	XXX	XXX	XXX	XXX	XXX	XXX	XXX	XXX	XXX	XXX
40. Title XVIII Medicare (d)	XXX	XXX	XXX	XXX	XXX	XXX	XXX	XXX	XXX	XXX	XXX	XXX	XXX	XXX	XXX	XXX
41. Title XIX Medicaid (d)	XXX	XXX	XXX	XXX	XXX	XXX	XXX	XXX	XXX	XXX	XXX	XXX	XXX	XXX	XXX	XXX
42. Credit A&H	XXX	XXX	XXX	XXX	XXX	XXX	XXX	XXX	XXX	XXX	XXX	XXX	XXX	XXX	XXX	XXX
43. Disability income (d)	XXX	XXX	XXX	XXX	XXX	XXX	XXX	XXX	XXX	XXX	XXX	XXX	XXX	XXX	XXX	XXX
44. Long-term care (d)	XXX	XXX	XXX	XXX	XXX	XXX	XXX	XXX	XXX	XXX	XXX	XXX	XXX	XXX	XXX	XXX
45. Other health (d)	XXX	XXX	XXX	XXX	XXX	XXX	XXX	XXX	XXX	XXX	XXX	XXX	XXX	XXX	XXX	XXX
46. Total Accident and Health	XXX	XXX	XXX	XXX	XXX	XXX	XXX	XXX	XXX	XXX	XXX	XXX	XXX	XXX	XXX	XXX
47. TOTAL																

NONE

(a) Includes Group Credit Life Insurance Loans less than or equal to 60 months at issue, prior year \$ \_\_\_\_\_, current year \$ \_\_\_\_\_. Loans greater than 60 months at issue BUT NOT GREATER THAN 120 MONTHS prior year \$ \_\_\_\_\_, current year \$ \_\_\_\_\_.

(b) Corporate Owned Life Insurance/BOLI: 1) Number of policies: \_\_\_\_\_ 2) covering number of lives: \_\_\_\_\_ 3) face amount \$ \_\_\_\_\_.

(c) Deposit-Type Contract Considerations NOT included in Total Premiums and Annuities Considerations: Individual: \$ \_\_\_\_\_ Group: \$ \_\_\_\_\_ Total: \$ \_\_\_\_\_.

(d) For health business on indicated lines report: Number of persons insured under PPO managed care products \_\_\_\_\_ and number of persons insured under indemnity only products \_\_\_\_\_.

(e) For health premiums written: amount of Medicare Title XVIII exempt from state taxes or fees \$ \_\_\_\_\_.

(f) Certain Separate Account products are included in "Other" product categories in the table(s) above:

1. Individual Life - Other includes the following amounts related to Separate Account policies: Column 1) \$ \_\_\_\_\_ Column 7) \$ \_\_\_\_\_ Column 12) \$ \_\_\_\_\_

2. Group Life - Other includes the following amounts related to Separate Account policies: Column 1) \$ \_\_\_\_\_ Column 7) \$ \_\_\_\_\_ Column 12) \$ \_\_\_\_\_

3. Individual Annuities - Other includes the following amounts related to Separate Account policies: Column 1) \$ \_\_\_\_\_ Column 7) \$ \_\_\_\_\_ Column 12) \$ \_\_\_\_\_

4. Group Annuities - Other includes the following amounts related to Separate Account policies: Column 1) \$ \_\_\_\_\_ Column 7) \$ \_\_\_\_\_ Column 12) \$ \_\_\_\_\_

24.1.MA





ANNUAL STATEMENT FOR THE YEAR 2023 OF THE General Re Life Corporation  
**LIFE INSURANCE (STATE PAGE)<sup>(b)</sup>**

NAIC Group Code 0031

BUSINESS IN THE STATE OF Michigan

DURING THE YEAR 2023

NAIC Company Code 86258

Line of Business	1 Premiums and Annuities Considerations	2 Other Considerations	Dividends to Policyholders/Refunds to Members				7 Total (Col. 3+4+5+6)	Claims and Benefits Paid				
			3 Paid in Cash or Left on Deposit	4 Applied to Pay Renewal Premiums	5 Applied to Provide Paid-Up Additions or Shorten the Endowment or Premium-Paying Period	6 Other		8 Death and Annuity Benefits	9 Matured Endowments	10 Surrender Values and Withdrawals for Life Contracts	11 All Other Benefits	12 Total (Sum Columns 8 through 11)
Individual Life												
1. Industrial .....												
2. Whole .....												
3. Term .....												
4. Indexed .....												
5. Universal .....												
6. Universal with secondary guarantees .....												
7. Variable .....												
8. Variable universal .....												
9. Credit .....												
10. Other .....	(f)											
11. Total Individual Life												
Group Life												
12. Whole .....												
13. Term .....												
14. Universal .....												
15. Variable .....												
16. Variable universal .....												
17. Credit .....												
18. Other .....	(f)											
19. Total Group Life												
Individual Annuities												
20. Fixed .....												
21. Indexed .....												
22. Variable with guarantees .....												
23. Variable without guarantees .....												
24. Life contingent payout .....												
25. Other .....	(f)											
26. Total Individual Annuities												
Group Annuities												
27. Fixed .....												
28. Indexed .....												
29. Variable with guarantees .....												
30. Variable without guarantees .....												
31. Life contingent payout .....												
32. Other .....	(f)											
33. Total Group Annuities												
Accident and Health												
34. Comprehensive individual .....	(d)							XXX	XXX	XXX		
35. Comprehensive group .....	(d)							XXX	XXX	XXX		
36. Medicare Supplement .....	(d)							XXX	XXX	XXX		
37. Vision only .....	(d)							XXX	XXX	XXX		
38. Dental only .....	(d)							XXX	XXX	XXX		
39. Federal Employees Health Benefits Plan .....	(d)							XXX	XXX	XXX		
40. Title XVIII Medicare .....	(d)	(e)						XXX	XXX	XXX		
41. Title XIX Medicaid .....	(d)							XXX	XXX	XXX		
42. Credit A&H .....								XXX	XXX	XXX		
43. Disability income .....	(d)							XXX	XXX	XXX		
44. Long-term care .....	(d)							XXX	XXX	XXX		
45. Other health .....	(d)							XXX	XXX	XXX		
46. Total Accident and Health								XXX	XXX	XXX		
47. Total	(c)											

**NONE**

24.MI

ANNUAL STATEMENT FOR THE YEAR 2023 OF THE General Re Life Corporation

LIFE INSURANCE (STATE PAGE) (Continued)<sup>(b)</sup>

NAIC Group Code 0031

BUSINESS IN THE STATE OF Michigan

DURING THE YEAR 2023

NAIC Company Code 86258

Line of Business	13 Incurred During Current Year	13 Direct Death Benefits, Matured Endowments Incurred and Annuity Benefits Claims Settled During Current Year								22 Unpaid December 31, Current Year	22 Issued During Year		22 Other Changes to In Force (Net)		22 In Force December 31, Current Year (b)	
		Totals Paid		Reduction by Compromise		Amount Rejected		Total Settled During Current Year			23	24	25	26	27	28
		14 Number of Pols/ Certs	15 Amount	16 Number of Pols/ Certs	17 Amount	18 Number of Pols/ Certs	19 Amount	20 Number of Pols/ Certs	21 Amount		Number of Pols/ Certs	Amount	Number of Pols/ Certs	Amount	Number of Pols/ Certs	Amount
Individual Life																
1. Industrial																
2. Whole																
3. Term																
4. Indexed																
5. Universal																
6. Universal with secondary guarantees																
7. Variable																
8. Variable universal																
9. Credit																
10. Other (f)																
11. Total Individual Life																
Group Life																
12. Whole																
13. Term																
14. Universal																
15. Variable																
16. Variable universal																
17. Credit																
18. Other (f)																
19. Total Group Life																
Individual Annuities																
20. Fixed																
21. Indexed																
22. Variable with guarantees																
23. Variable without guarantees																
24. Life contingent payout																
25. Other (f)																
26. Total Individual Annuities																
Group Annuities																
27. Fixed																
28. Indexed																
29. Variable with guarantees																
30. Variable without guarantees																
31. Life contingent payout																
32. Other (f)																
33. Total Group Annuities																
Accident and Health																
34. Comprehensive individual (d)	XXX	XXX	XXX	XXX	XXX	XXX	XXX	XXX	XXX	XXX	XXX	XXX	XXX	XXX	XXX	
35. Comprehensive group (d)	XXX	XXX	XXX	XXX	XXX	XXX	XXX	XXX	XXX	XXX	XXX	XXX	XXX	XXX	XXX	
36. Medicare Supplement (d)	XXX	XXX	XXX	XXX	XXX	XXX	XXX	XXX	XXX	XXX	XXX	XXX	XXX	XXX	XXX	
37. Vision only (d)	XXX	XXX	XXX	XXX	XXX	XXX	XXX	XXX	XXX	XXX	XXX	XXX	XXX	XXX	XXX	
38. Dental only (d)	XXX	XXX	XXX	XXX	XXX	XXX	XXX	XXX	XXX	XXX	XXX	XXX	XXX	XXX	XXX	
39. Federal Employees Health Benefits Plan (d)	XXX	XXX	XXX	XXX	XXX	XXX	XXX	XXX	XXX	XXX	XXX	XXX	XXX	XXX	XXX	
40. Title XVIII Medicare (d)	XXX	XXX	XXX	XXX	XXX	XXX	XXX	XXX	XXX	XXX	XXX	XXX	XXX	XXX	XXX	
41. Title XIX Medicaid (d)	XXX	XXX	XXX	XXX	XXX	XXX	XXX	XXX	XXX	XXX	XXX	XXX	XXX	XXX	XXX	
42. Credit A&H	XXX	XXX	XXX	XXX	XXX	XXX	XXX	XXX	XXX	XXX	XXX	XXX	XXX	XXX	XXX	
43. Disability income (d)	XXX	XXX	XXX	XXX	XXX	XXX	XXX	XXX	XXX	XXX	XXX	XXX	XXX	XXX	XXX	
44. Long-term care (d)	XXX	XXX	XXX	XXX	XXX	XXX	XXX	XXX	XXX	XXX	XXX	XXX	XXX	XXX	XXX	
45. Other health (d)	XXX	XXX	XXX	XXX	XXX	XXX	XXX	XXX	XXX	XXX	XXX	XXX	XXX	XXX	XXX	
46. Total Accident and Health	XXX	XXX	XXX	XXX	XXX	XXX	XXX	XXX	XXX	XXX	XXX	XXX	XXX	XXX	XXX	
47. TOTAL																

NONE

(a) Includes Group Credit Life Insurance Loans less than or equal to 60 months at issue, prior year \$ \_\_\_\_\_, current year \$ \_\_\_\_\_. Loans greater than 60 months at issue BUT NOT GREATER THAN 120 MONTHS prior year \$ \_\_\_\_\_, current year \$ \_\_\_\_\_.

(b) Corporate Owned Life Insurance/BOLI: 1) Number of policies: \_\_\_\_\_ 2) covering number of lives: \_\_\_\_\_ 3) face amount \$ \_\_\_\_\_.

(c) Deposit-Type Contract Considerations NOT included in Total Premiums and Annuities Considerations: Individual: \$ \_\_\_\_\_ Group: \$ \_\_\_\_\_ Total: \$ \_\_\_\_\_.

(d) For health business on indicated lines report: Number of persons insured under PPO managed care products \_\_\_\_\_ and number of persons insured under indemnity only products \_\_\_\_\_.

(e) For health premiums written: amount of Medicare Title XVIII exempt from state taxes or fees \$ \_\_\_\_\_.

(f) Certain Separate Account products are included in "Other" product categories in the table(s) above:

1. Individual Life - Other includes the following amounts related to Separate Account policies: Column 1) \$ \_\_\_\_\_ Column 7) \$ \_\_\_\_\_ Column 12) \$ \_\_\_\_\_

2. Group Life - Other includes the following amounts related to Separate Account policies: Column 1) \$ \_\_\_\_\_ Column 7) \$ \_\_\_\_\_ Column 12) \$ \_\_\_\_\_

3. Individual Annuities - Other includes the following amounts related to Separate Account policies: Column 1) \$ \_\_\_\_\_ Column 7) \$ \_\_\_\_\_ Column 12) \$ \_\_\_\_\_

4. Group Annuities - Other includes the following amounts related to Separate Account policies: Column 1) \$ \_\_\_\_\_ Column 7) \$ \_\_\_\_\_ Column 12) \$ \_\_\_\_\_



ANNUAL STATEMENT FOR THE YEAR 2023 OF THE General Re Life Corporation  
**LIFE INSURANCE (STATE PAGE)<sup>(b)</sup>**

NAIC Group Code 0031

BUSINESS IN THE STATE OF Minnesota

DURING THE YEAR 2023

NAIC Company Code 86258

Line of Business	1 Premiums and Annuities Considerations	2 Other Considerations	Dividends to Policyholders/Refunds to Members				7 Total (Col. 3+4+5+6)	Claims and Benefits Paid				
			3 Paid in Cash or Left on Deposit	4 Applied to Pay Renewal Premiums	5 Applied to Provide Paid-Up Additions or Shorten the Endowment or Premium-Paying Period	6 Other		8 Death and Annuity Benefits	9 Matured Endowments	10 Surrender Values and Withdrawals for Life Contracts	11 All Other Benefits	12 Total (Sum Columns 8 through 11)
Individual Life												
1. Industrial .....												
2. Whole .....												
3. Term .....												
4. Indexed .....												
5. Universal .....												
6. Universal with secondary guarantees .....												
7. Variable .....												
8. Variable universal .....												
9. Credit .....												
10. Other .....	(f)											
11. Total Individual Life												
Group Life												
12. Whole .....												
13. Term .....												
14. Universal .....												
15. Variable .....												
16. Variable universal .....												
17. Credit .....												
18. Other .....	(f)											
19. Total Group Life												
Individual Annuities												
20. Fixed .....												
21. Indexed .....												
22. Variable with guarantees .....												
23. Variable without guarantees .....												
24. Life contingent payout .....												
25. Other .....	(f)											
26. Total Individual Annuities												
Group Annuities												
27. Fixed .....												
28. Indexed .....												
29. Variable with guarantees .....												
30. Variable without guarantees .....												
31. Life contingent payout .....												
32. Other .....	(f)											
33. Total Group Annuities												
Accident and Health												
34. Comprehensive individual .....	(d)							XXX	XXX	XXX		
35. Comprehensive group .....	(d)							XXX	XXX	XXX		
36. Medicare Supplement .....	(d)							XXX	XXX	XXX		
37. Vision only .....	(d)							XXX	XXX	XXX		
38. Dental only .....	(d)							XXX	XXX	XXX		
39. Federal Employees Health Benefits Plan .....	(d)							XXX	XXX	XXX		
40. Title XVIII Medicare .....	(d)	(e)						XXX	XXX	XXX		
41. Title XIX Medicaid .....	(d)							XXX	XXX	XXX		
42. Credit A&H .....								XXX	XXX	XXX		
43. Disability income .....	(d)							XXX	XXX	XXX		
44. Long-term care .....	(d)							XXX	XXX	XXX		
45. Other health .....	(d)							XXX	XXX	XXX		
46. Total Accident and Health								XXX	XXX	XXX		
47. Total	(c)											

**NONE**

24-MN

ANNUAL STATEMENT FOR THE YEAR 2023 OF THE General Re Life Corporation

LIFE INSURANCE (STATE PAGE) (Continued)<sup>(b)</sup>

NAIC Group Code 0031

BUSINESS IN THE STATE OF

Minnesota

DURING THE YEAR 2023

NAIC Company Code 86258

Line of Business	13 Incurred During Current Year	13 Direct Death Benefits, Matured Endowments Incurred and Annuity Benefits Claims Settled During Current Year								22 Unpaid December 31, Current Year	22 Issued During Year		22 Other Changes to In Force (Net)		22 In Force December 31, Current Year (b)	
		Totals Paid		Reduction by Compromise		Amount Rejected		Total Settled During Current Year			23	24	25	26	27	28
		14 Number of Pols/ Certs	15 Amount	16 Number of Pols/ Certs	17 Amount	18 Number of Pols/ Certs	19 Amount	20 Number of Pols/ Certs	21 Amount		Number of Pols/ Certs	Amount	Number of Pols/ Certs	Amount	Number of Pols/ Certs	Amount
Individual Life																
1. Industrial																
2. Whole																
3. Term																
4. Indexed																
5. Universal																
6. Universal with secondary guarantees																
7. Variable																
8. Variable universal																
9. Credit																
10. Other (f)																
11. Total Individual Life																
Group Life																
12. Whole																
13. Term																
14. Universal																
15. Variable																
16. Variable universal																
17. Credit																
18. Other (f)																
19. Total Group Life																
Individual Annuities																
20. Fixed																
21. Indexed																
22. Variable with guarantees																
23. Variable without guarantees																
24. Life contingent payout																
25. Other (f)																
26. Total Individual Annuities																
Group Annuities																
27. Fixed																
28. Indexed																
29. Variable with guarantees																
30. Variable without guarantees																
31. Life contingent payout																
32. Other (f)																
33. Total Group Annuities																
Accident and Health																
34. Comprehensive individual (d)	XXX	XXX	XXX	XXX	XXX	XXX	XXX	XXX	XXX	XXX	XXX	XXX	XXX	XXX	XXX	
35. Comprehensive group (d)	XXX	XXX	XXX	XXX	XXX	XXX	XXX	XXX	XXX	XXX	XXX	XXX	XXX	XXX	XXX	
36. Medicare Supplement (d)	XXX	XXX	XXX	XXX	XXX	XXX	XXX	XXX	XXX	XXX	XXX	XXX	XXX	XXX	XXX	
37. Vision only (d)	XXX	XXX	XXX	XXX	XXX	XXX	XXX	XXX	XXX	XXX	XXX	XXX	XXX	XXX	XXX	
38. Dental only (d)	XXX	XXX	XXX	XXX	XXX	XXX	XXX	XXX	XXX	XXX	XXX	XXX	XXX	XXX	XXX	
39. Federal Employees Health Benefits Plan (d)	XXX	XXX	XXX	XXX	XXX	XXX	XXX	XXX	XXX	XXX	XXX	XXX	XXX	XXX	XXX	
40. Title XVIII Medicare (d)	XXX	XXX	XXX	XXX	XXX	XXX	XXX	XXX	XXX	XXX	XXX	XXX	XXX	XXX	XXX	
41. Title XIX Medicaid (d)	XXX	XXX	XXX	XXX	XXX	XXX	XXX	XXX	XXX	XXX	XXX	XXX	XXX	XXX	XXX	
42. Credit A&H	XXX	XXX	XXX	XXX	XXX	XXX	XXX	XXX	XXX	XXX	XXX	XXX	XXX	XXX	XXX	
43. Disability income (d)	XXX	XXX	XXX	XXX	XXX	XXX	XXX	XXX	XXX	XXX	XXX	XXX	XXX	XXX	XXX	
44. Long-term care (d)	XXX	XXX	XXX	XXX	XXX	XXX	XXX	XXX	XXX	XXX	XXX	XXX	XXX	XXX	XXX	
45. Other health (d)	XXX	XXX	XXX	XXX	XXX	XXX	XXX	XXX	XXX	XXX	XXX	XXX	XXX	XXX	XXX	
46. Total Accident and Health	XXX	XXX	XXX	XXX	XXX	XXX	XXX	XXX	XXX	XXX	XXX	XXX	XXX	XXX	XXX	
47. TOTAL																

NONE

(a) Includes Group Credit Life Insurance Loans less than or equal to 60 months at issue, prior year \$ \_\_\_\_\_, current year \$ \_\_\_\_\_. Loans greater than 60 months at issue BUT NOT GREATER THAN 120 MONTHS prior year \$ \_\_\_\_\_, current year \$ \_\_\_\_\_.

(b) Corporate Owned Life Insurance/BOLI: 1) Number of policies: \_\_\_\_\_ 2) covering number of lives: \_\_\_\_\_ 3) face amount \$ \_\_\_\_\_.

(c) Deposit-Type Contract Considerations NOT included in Total Premiums and Annuities Considerations: Individual: \$ \_\_\_\_\_ Group: \$ \_\_\_\_\_ Total: \$ \_\_\_\_\_.

(d) For health business on indicated lines report: Number of persons insured under PPO managed care products \_\_\_\_\_ and number of persons insured under indemnity only products \_\_\_\_\_.

(e) For health premiums written: amount of Medicare Title XVIII exempt from state taxes or fees \$ \_\_\_\_\_.

(f) Certain Separate Account products are included in "Other" product categories in the table(s) above:

1. Individual Life - Other includes the following amounts related to Separate Account policies: Column 1) \$ \_\_\_\_\_ Column 7) \$ \_\_\_\_\_ Column 12) \$ \_\_\_\_\_

2. Group Life - Other includes the following amounts related to Separate Account policies: Column 1) \$ \_\_\_\_\_ Column 7) \$ \_\_\_\_\_ Column 12) \$ \_\_\_\_\_

3. Individual Annuities - Other includes the following amounts related to Separate Account policies: Column 1) \$ \_\_\_\_\_ Column 7) \$ \_\_\_\_\_ Column 12) \$ \_\_\_\_\_

4. Group Annuities - Other includes the following amounts related to Separate Account policies: Column 1) \$ \_\_\_\_\_ Column 7) \$ \_\_\_\_\_ Column 12) \$ \_\_\_\_\_



ANNUAL STATEMENT FOR THE YEAR 2023 OF THE General Re Life Corporation  
**LIFE INSURANCE (STATE PAGE)<sup>(b)</sup>**

NAIC Group Code 0031

BUSINESS IN THE STATE OF Mississippi

DURING THE YEAR 2023

NAIC Company Code 86258

Line of Business	1 Premiums and Annuities Considerations	2 Other Considerations	Dividends to Policyholders/Refunds to Members				7 Total (Col. 3+4+5+6)	Claims and Benefits Paid				
			3 Paid in Cash or Left on Deposit	4 Applied to Pay Renewal Premiums	5 Applied to Provide Paid-Up Additions or Shorten the Endowment or Premium-Paying Period	6 Other		8 Death and Annuity Benefits	9 Matured Endowments	10 Surrender Values and Withdrawals for Life Contracts	11 All Other Benefits	12 Total (Sum Columns 8 through 11)
Individual Life												
1. Industrial .....												
2. Whole .....												
3. Term .....												
4. Indexed .....												
5. Universal .....												
6. Universal with secondary guarantees .....												
7. Variable .....												
8. Variable universal .....												
9. Credit .....												
10. Other .....	(f)											
11. Total Individual Life												
Group Life												
12. Whole .....												
13. Term .....												
14. Universal .....												
15. Variable .....												
16. Variable universal .....												
17. Credit .....												
18. Other .....	(f)											
19. Total Group Life												
Individual Annuities												
20. Fixed .....												
21. Indexed .....												
22. Variable with guarantees .....												
23. Variable without guarantees .....												
24. Life contingent payout .....												
25. Other .....	(f)											
26. Total Individual Annuities												
Group Annuities												
27. Fixed .....												
28. Indexed .....												
29. Variable with guarantees .....												
30. Variable without guarantees .....												
31. Life contingent payout .....												
32. Other .....	(f)											
33. Total Group Annuities												
Accident and Health												
34. Comprehensive individual .....	(d)							XXX	XXX	XXX		
35. Comprehensive group .....	(d)							XXX	XXX	XXX		
36. Medicare Supplement .....	(d)							XXX	XXX	XXX		
37. Vision only .....	(d)							XXX	XXX	XXX		
38. Dental only .....	(d)							XXX	XXX	XXX		
39. Federal Employees Health Benefits Plan .....	(d)							XXX	XXX	XXX		
40. Title XVIII Medicare .....	(d)	(e)						XXX	XXX	XXX		
41. Title XIX Medicaid .....	(d)							XXX	XXX	XXX		
42. Credit A&H .....								XXX	XXX	XXX		
43. Disability income .....	(d)							XXX	XXX	XXX		
44. Long-term care .....	(d)							XXX	XXX	XXX		
45. Other health .....	(d)							XXX	XXX	XXX		
46. Total Accident and Health								XXX	XXX	XXX		
47. Total	(c)											

**NONE**

24 MS

ANNUAL STATEMENT FOR THE YEAR 2023 OF THE General Re Life Corporation

LIFE INSURANCE (STATE PAGE) (Continued)<sup>(b)</sup>

NAIC Group Code 0031

BUSINESS IN THE STATE OF

Mississippi

DURING THE YEAR 2023

NAIC Company Code 86258

Line of Business	13 Incurred During Current Year	13 Direct Death Benefits, Matured Endowments Incurred and Annuity Benefits Claims Settled During Current Year								22 Unpaid December 31, Current Year	22 Issued During Year		22 Other Changes to In Force (Net)		22 In Force December 31, Current Year (b)	
		Totals Paid		Reduction by Compromise		Amount Rejected		Total Settled During Current Year			23	24	25	26	27	28
		14 Number of Pols/ Certs	15 Amount	16 Number of Pols/ Certs	17 Amount	18 Number of Pols/ Certs	19 Amount	20 Number of Pols/ Certs	21 Amount		Number of Pols/ Certs	Amount	Number of Pols/ Certs	Amount	Number of Pols/ Certs	Amount
Individual Life																
1. Industrial																
2. Whole																
3. Term																
4. Indexed																
5. Universal																
6. Universal with secondary guarantees																
7. Variable																
8. Variable universal																
9. Credit																
10. Other (f)																
11. Total Individual Life																
Group Life																
12. Whole																
13. Term																
14. Universal																
15. Variable																
16. Variable universal																
17. Credit																
18. Other (f)																
19. Total Group Life																
Individual Annuities																
20. Fixed																
21. Indexed																
22. Variable with guarantees																
23. Variable without guarantees																
24. Life contingent payout																
25. Other (f)																
26. Total Individual Annuities																
Group Annuities																
27. Fixed																
28. Indexed																
29. Variable with guarantees																
30. Variable without guarantees																
31. Life contingent payout																
32. Other (f)																
33. Total Group Annuities																
Accident and Health																
34. Comprehensive individual (d)	XXX	XXX	XXX	XXX	XXX	XXX	XXX	XXX	XXX	XXX	XXX	XXX	XXX	XXX	XXX	XXX
35. Comprehensive group (d)	XXX	XXX	XXX	XXX	XXX	XXX	XXX	XXX	XXX	XXX	XXX	XXX	XXX	XXX	XXX	XXX
36. Medicare Supplement (d)	XXX	XXX	XXX	XXX	XXX	XXX	XXX	XXX	XXX	XXX	XXX	XXX	XXX	XXX	XXX	XXX
37. Vision only (d)	XXX	XXX	XXX	XXX	XXX	XXX	XXX	XXX	XXX	XXX	XXX	XXX	XXX	XXX	XXX	XXX
38. Dental only (d)	XXX	XXX	XXX	XXX	XXX	XXX	XXX	XXX	XXX	XXX	XXX	XXX	XXX	XXX	XXX	XXX
39. Federal Employees Health Benefits Plan (d)	XXX	XXX	XXX	XXX	XXX	XXX	XXX	XXX	XXX	XXX	XXX	XXX	XXX	XXX	XXX	XXX
40. Title XVIII Medicare (d)	XXX	XXX	XXX	XXX	XXX	XXX	XXX	XXX	XXX	XXX	XXX	XXX	XXX	XXX	XXX	XXX
41. Title XIX Medicaid (d)	XXX	XXX	XXX	XXX	XXX	XXX	XXX	XXX	XXX	XXX	XXX	XXX	XXX	XXX	XXX	XXX
42. Credit A&H	XXX	XXX	XXX	XXX	XXX	XXX	XXX	XXX	XXX	XXX	XXX	XXX	XXX	XXX	XXX	XXX
43. Disability income (d)	XXX	XXX	XXX	XXX	XXX	XXX	XXX	XXX	XXX	XXX	XXX	XXX	XXX	XXX	XXX	XXX
44. Long-term care (d)	XXX	XXX	XXX	XXX	XXX	XXX	XXX	XXX	XXX	XXX	XXX	XXX	XXX	XXX	XXX	XXX
45. Other health (d)	XXX	XXX	XXX	XXX	XXX	XXX	XXX	XXX	XXX	XXX	XXX	XXX	XXX	XXX	XXX	XXX
46. Total Accident and Health	XXX	XXX	XXX	XXX	XXX	XXX	XXX	XXX	XXX	XXX	XXX	XXX	XXX	XXX	XXX	XXX
47. TOTAL																

NONE

(a) Includes Group Credit Life Insurance Loans less than or equal to 60 months at issue, prior year \$ \_\_\_\_\_, current year \$ \_\_\_\_\_. Loans greater than 60 months at issue BUT NOT GREATER THAN 120 MONTHS prior year \$ \_\_\_\_\_, current year \$ \_\_\_\_\_.

(b) Corporate Owned Life Insurance/BOLI: 1) Number of policies: \_\_\_\_\_ 2) covering number of lives: \_\_\_\_\_ 3) face amount \$ \_\_\_\_\_.

(c) Deposit-Type Contract Considerations NOT included in Total Premiums and Annuities Considerations: Individual: \$ \_\_\_\_\_ Group: \$ \_\_\_\_\_ Total: \$ \_\_\_\_\_.

(d) For health business on indicated lines report: Number of persons insured under PPO managed care products \_\_\_\_\_ and number of persons insured under indemnity only products \_\_\_\_\_.

(e) For health premiums written: amount of Medicare Title XVIII exempt from state taxes or fees \$ \_\_\_\_\_.

(f) Certain Separate Account products are included in "Other" product categories in the table(s) above:

1. Individual Life - Other includes the following amounts related to Separate Account policies: Column 1) \$ \_\_\_\_\_ Column 7) \$ \_\_\_\_\_ Column 12) \$ \_\_\_\_\_

2. Group Life - Other includes the following amounts related to Separate Account policies: Column 1) \$ \_\_\_\_\_ Column 7) \$ \_\_\_\_\_ Column 12) \$ \_\_\_\_\_

3. Individual Annuities - Other includes the following amounts related to Separate Account policies: Column 1) \$ \_\_\_\_\_ Column 7) \$ \_\_\_\_\_ Column 12) \$ \_\_\_\_\_

4. Group Annuities - Other includes the following amounts related to Separate Account policies: Column 1) \$ \_\_\_\_\_ Column 7) \$ \_\_\_\_\_ Column 12) \$ \_\_\_\_\_

24.1.MS



ANNUAL STATEMENT FOR THE YEAR 2023 OF THE General Re Life Corporation  
**LIFE INSURANCE (STATE PAGE)<sup>(b)</sup>**

NAIC Group Code 0031

BUSINESS IN THE STATE OF Missouri

DURING THE YEAR 2023

NAIC Company Code 86258

Line of Business	1 Premiums and Annuities Considerations	2 Other Considerations	Dividends to Policyholders/Refunds to Members				7 Total (Col. 3+4+5+6)	Claims and Benefits Paid				
			3 Paid in Cash or Left on Deposit	4 Applied to Pay Renewal Premiums	5 Applied to Provide Paid-Up Additions or Shorten the Endowment or Premium-Paying Period	6 Other		8 Death and Annuity Benefits	9 Matured Endowments	10 Surrender Values and Withdrawals for Life Contracts	11 All Other Benefits	12 Total (Sum Columns 8 through 11)
Individual Life												
1. Industrial .....												
2. Whole .....												
3. Term .....												
4. Indexed .....												
5. Universal .....												
6. Universal with secondary guarantees .....												
7. Variable .....												
8. Variable universal .....												
9. Credit .....												
10. Other .....	(f)											
11. Total Individual Life												
Group Life												
12. Whole .....												
13. Term .....												
14. Universal .....												
15. Variable .....												
16. Variable universal .....												
17. Credit .....												
18. Other .....	(f)											
19. Total Group Life												
Individual Annuities												
20. Fixed .....												
21. Indexed .....												
22. Variable with guarantees .....												
23. Variable without guarantees .....												
24. Life contingent payout .....												
25. Other .....	(f)											
26. Total Individual Annuities												
Group Annuities												
27. Fixed .....												
28. Indexed .....												
29. Variable with guarantees .....												
30. Variable without guarantees .....												
31. Life contingent payout .....												
32. Other .....	(f)											
33. Total Group Annuities												
Accident and Health												
34. Comprehensive individual .....	(d)							XXX	XXX	XXX		
35. Comprehensive group .....	(d)							XXX	XXX	XXX		
36. Medicare Supplement .....	(d)							XXX	XXX	XXX		
37. Vision only .....	(d)							XXX	XXX	XXX		
38. Dental only .....	(d)							XXX	XXX	XXX		
39. Federal Employees Health Benefits Plan .....	(d)							XXX	XXX	XXX		
40. Title XVIII Medicare .....	(d)	(e)						XXX	XXX	XXX		
41. Title XIX Medicaid .....	(d)							XXX	XXX	XXX		
42. Credit A&H .....								XXX	XXX	XXX		
43. Disability income .....	(d)							XXX	XXX	XXX		
44. Long-term care .....	(d)							XXX	XXX	XXX		
45. Other health .....	(d)							XXX	XXX	XXX		
46. Total Accident and Health								XXX	XXX	XXX		
47. Total	(c)											

**NONE**

24 MO

ANNUAL STATEMENT FOR THE YEAR 2023 OF THE General Re Life Corporation

LIFE INSURANCE (STATE PAGE) (Continued)<sup>(b)</sup>

NAIC Group Code 0031

BUSINESS IN THE STATE OF Missouri

DURING THE YEAR 2023

NAIC Company Code 86258

Line of Business	13 Incurred During Current Year	13 Direct Death Benefits, Matured Endowments Incurred and Annuity Benefits Claims Settled During Current Year								22 Unpaid December 31, Current Year	22 Issued During Year		22 Other Changes to In Force (Net)		22 In Force December 31, Current Year (b)	
		Totals Paid		Reduction by Compromise		Amount Rejected		Total Settled During Current Year			23	24	25	26	27	28
		14 Number of Pols/ Certs	15 Amount	16 Number of Pols/ Certs	17 Amount	18 Number of Pols/ Certs	19 Amount	20 Number of Pols/ Certs	21 Amount		Number of Pols/ Certs	Amount	Number of Pols/ Certs	Amount	Number of Pols/ Certs	Amount
Individual Life																
1. Industrial																
2. Whole																
3. Term																
4. Indexed																
5. Universal																
6. Universal with secondary guarantees																
7. Variable																
8. Variable universal																
9. Credit																
10. Other (f)																
11. Total Individual Life																
Group Life																
12. Whole																
13. Term																
14. Universal																
15. Variable																
16. Variable universal																
17. Credit																
18. Other (f)																
19. Total Group Life																
Individual Annuities																
20. Fixed																
21. Indexed																
22. Variable with guarantees																
23. Variable without guarantees																
24. Life contingent payout																
25. Other (f)																
26. Total Individual Annuities																
Group Annuities																
27. Fixed																
28. Indexed																
29. Variable with guarantees																
30. Variable without guarantees																
31. Life contingent payout																
32. Other (f)																
33. Total Group Annuities																
Accident and Health																
34. Comprehensive individual (d)	XXX	XXX	XXX	XXX	XXX	XXX	XXX	XXX	XXX	XXX	XXX	XXX	XXX	XXX	XXX	
35. Comprehensive group (d)	XXX	XXX	XXX	XXX	XXX	XXX	XXX	XXX	XXX	XXX	XXX	XXX	XXX	XXX	XXX	
36. Medicare Supplement (d)	XXX	XXX	XXX	XXX	XXX	XXX	XXX	XXX	XXX	XXX	XXX	XXX	XXX	XXX	XXX	
37. Vision only (d)	XXX	XXX	XXX	XXX	XXX	XXX	XXX	XXX	XXX	XXX	XXX	XXX	XXX	XXX	XXX	
38. Dental only (d)	XXX	XXX	XXX	XXX	XXX	XXX	XXX	XXX	XXX	XXX	XXX	XXX	XXX	XXX	XXX	
39. Federal Employees Health Benefits Plan (d)	XXX	XXX	XXX	XXX	XXX	XXX	XXX	XXX	XXX	XXX	XXX	XXX	XXX	XXX	XXX	
40. Title XVIII Medicare (d)	XXX	XXX	XXX	XXX	XXX	XXX	XXX	XXX	XXX	XXX	XXX	XXX	XXX	XXX	XXX	
41. Title XIX Medicaid (d)	XXX	XXX	XXX	XXX	XXX	XXX	XXX	XXX	XXX	XXX	XXX	XXX	XXX	XXX	XXX	
42. Credit A&H	XXX	XXX	XXX	XXX	XXX	XXX	XXX	XXX	XXX	XXX	XXX	XXX	XXX	XXX	XXX	
43. Disability income (d)	XXX	XXX	XXX	XXX	XXX	XXX	XXX	XXX	XXX	XXX	XXX	XXX	XXX	XXX	XXX	
44. Long-term care (d)	XXX	XXX	XXX	XXX	XXX	XXX	XXX	XXX	XXX	XXX	XXX	XXX	XXX	XXX	XXX	
45. Other health (d)	XXX	XXX	XXX	XXX	XXX	XXX	XXX	XXX	XXX	XXX	XXX	XXX	XXX	XXX	XXX	
46. Total Accident and Health	XXX	XXX	XXX	XXX	XXX	XXX	XXX	XXX	XXX	XXX	XXX	XXX	XXX	XXX	XXX	
47. TOTAL																

NONE

(a) Includes Group Credit Life Insurance Loans less than or equal to 60 months at issue, prior year \$ \_\_\_\_\_, current year \$ \_\_\_\_\_. Loans greater than 60 months at issue BUT NOT GREATER THAN 120 MONTHS prior year \$ \_\_\_\_\_, current year \$ \_\_\_\_\_.

(b) Corporate Owned Life Insurance/BOLI: 1) Number of policies: \_\_\_\_\_ 2) covering number of lives: \_\_\_\_\_ 3) face amount \$ \_\_\_\_\_.

(c) Deposit-Type Contract Considerations NOT included in Total Premiums and Annuities Considerations: Individual: \$ \_\_\_\_\_ Group: \$ \_\_\_\_\_ Total: \$ \_\_\_\_\_.

(d) For health business on indicated lines report: Number of persons insured under PPO managed care products \_\_\_\_\_ and number of persons insured under indemnity only products \_\_\_\_\_.

(e) For health premiums written: amount of Medicare Title XVIII exempt from state taxes or fees \$ \_\_\_\_\_.

(f) Certain Separate Account products are included in "Other" product categories in the table(s) above:

1. Individual Life - Other includes the following amounts related to Separate Account policies: Column 1) \$ \_\_\_\_\_ Column 7) \$ \_\_\_\_\_ Column 12) \$ \_\_\_\_\_

2. Group Life - Other includes the following amounts related to Separate Account policies: Column 1) \$ \_\_\_\_\_ Column 7) \$ \_\_\_\_\_ Column 12) \$ \_\_\_\_\_

3. Individual Annuities - Other includes the following amounts related to Separate Account policies: Column 1) \$ \_\_\_\_\_ Column 7) \$ \_\_\_\_\_ Column 12) \$ \_\_\_\_\_

4. Group Annuities - Other includes the following amounts related to Separate Account policies: Column 1) \$ \_\_\_\_\_ Column 7) \$ \_\_\_\_\_ Column 12) \$ \_\_\_\_\_

24.1 MO





ANNUAL STATEMENT FOR THE YEAR 2023 OF THE General Re Life Corporation  
**LIFE INSURANCE (STATE PAGE)<sup>(b)</sup>**

NAIC Group Code 0031

BUSINESS IN THE STATE OF Montana

DURING THE YEAR 2023

NAIC Company Code 86258

Line of Business	1 Premiums and Annuities Considerations	2 Other Considerations	Dividends to Policyholders/Refunds to Members				7 Total (Col. 3+4+5+6)	Claims and Benefits Paid				
			3 Paid in Cash or Left on Deposit	4 Applied to Pay Renewal Premiums	5 Applied to Provide Paid-Up Additions or Shorten the Endowment or Premium-Paying Period	6 Other		8 Death and Annuity Benefits	9 Matured Endowments	10 Surrender Values and Withdrawals for Life Contracts	11 All Other Benefits	12 Total (Sum Columns 8 through 11)
Individual Life												
1. Industrial .....												
2. Whole .....												
3. Term .....												
4. Indexed .....												
5. Universal .....												
6. Universal with secondary guarantees .....												
7. Variable .....												
8. Variable universal .....												
9. Credit .....												
10. Other .....	(f)											
11. Total Individual Life												
Group Life												
12. Whole .....												
13. Term .....												
14. Universal .....												
15. Variable .....												
16. Variable universal .....												
17. Credit .....												
18. Other .....	(f)											
19. Total Group Life												
Individual Annuities												
20. Fixed .....												
21. Indexed .....												
22. Variable with guarantees .....												
23. Variable without guarantees .....												
24. Life contingent payout .....												
25. Other .....	(f)											
26. Total Individual Annuities												
Group Annuities												
27. Fixed .....												
28. Indexed .....												
29. Variable with guarantees .....												
30. Variable without guarantees .....												
31. Life contingent payout .....												
32. Other .....	(f)											
33. Total Group Annuities												
Accident and Health												
34. Comprehensive individual .....	(d)							XXX	XXX	XXX		
35. Comprehensive group .....	(d)							XXX	XXX	XXX		
36. Medicare Supplement .....	(d)							XXX	XXX	XXX		
37. Vision only .....	(d)							XXX	XXX	XXX		
38. Dental only .....	(d)							XXX	XXX	XXX		
39. Federal Employees Health Benefits Plan .....	(d)							XXX	XXX	XXX		
40. Title XVIII Medicare .....	(d)	(e)						XXX	XXX	XXX		
41. Title XIX Medicaid .....	(d)							XXX	XXX	XXX		
42. Credit A&H .....								XXX	XXX	XXX		
43. Disability income .....	(d)							XXX	XXX	XXX		
44. Long-term care .....	(d)							XXX	XXX	XXX		
45. Other health .....	(d)							XXX	XXX	XXX		
46. Total Accident and Health								XXX	XXX	XXX		
47. Total	(c)											

**NONE**

24-MT

ANNUAL STATEMENT FOR THE YEAR 2023 OF THE General Re Life Corporation

LIFE INSURANCE (STATE PAGE) (Continued)<sup>(b)</sup>

NAIC Group Code 0031

BUSINESS IN THE STATE OF Montana

DURING THE YEAR 2023

NAIC Company Code 86258

Line of Business	13 Incurred During Current Year	13 Claims Settled During Current Year								22 Unpaid December 31, Current Year	22 Issued During Year		22 Other Changes to In Force (Net)		22 In Force December 31, Current Year (b)	
		Totals Paid		Reduction by Compromise		Amount Rejected		Total Settled During Current Year			23	24	25	26	27	28
		14 Number of Pols/ Certs	15 Amount	16 Number of Pols/ Certs	17 Amount	18 Number of Pols/ Certs	19 Amount	20 Number of Pols/ Certs	21 Amount		Number of Pols/ Certs	Amount	Number of Pols/ Certs	Amount	Number of Pols/ Certs	Amount
Individual Life																
1. Industrial																
2. Whole																
3. Term																
4. Indexed																
5. Universal																
6. Universal with secondary guarantees																
7. Variable																
8. Variable universal																
9. Credit																
10. Other (f)																
11. Total Individual Life																
Group Life																
12. Whole																
13. Term																
14. Universal																
15. Variable																
16. Variable universal																
17. Credit																
18. Other (f)																
19. Total Group Life																
Individual Annuities																
20. Fixed																
21. Indexed																
22. Variable with guarantees																
23. Variable without guarantees																
24. Life contingent payout																
25. Other (f)																
26. Total Individual Annuities																
Group Annuities																
27. Fixed																
28. Indexed																
29. Variable with guarantees																
30. Variable without guarantees																
31. Life contingent payout																
32. Other (f)																
33. Total Group Annuities																
Accident and Health																
34. Comprehensive individual (d)	XXX	XXX	XXX	XXX	XXX	XXX	XXX	XXX	XXX	XXX	XXX	XXX	XXX	XXX	XXX	
35. Comprehensive group (d)	XXX	XXX	XXX	XXX	XXX	XXX	XXX	XXX	XXX	XXX	XXX	XXX	XXX	XXX	XXX	
36. Medicare Supplement (d)	XXX	XXX	XXX	XXX	XXX	XXX	XXX	XXX	XXX	XXX	XXX	XXX	XXX	XXX	XXX	
37. Vision only (d)	XXX	XXX	XXX	XXX	XXX	XXX	XXX	XXX	XXX	XXX	XXX	XXX	XXX	XXX	XXX	
38. Dental only (d)	XXX	XXX	XXX	XXX	XXX	XXX	XXX	XXX	XXX	XXX	XXX	XXX	XXX	XXX	XXX	
39. Federal Employees Health Benefits Plan (d)	XXX	XXX	XXX	XXX	XXX	XXX	XXX	XXX	XXX	XXX	XXX	XXX	XXX	XXX	XXX	
40. Title XVIII Medicare (d)	XXX	XXX	XXX	XXX	XXX	XXX	XXX	XXX	XXX	XXX	XXX	XXX	XXX	XXX	XXX	
41. Title XIX Medicaid (d)	XXX	XXX	XXX	XXX	XXX	XXX	XXX	XXX	XXX	XXX	XXX	XXX	XXX	XXX	XXX	
42. Credit A&H	XXX	XXX	XXX	XXX	XXX	XXX	XXX	XXX	XXX	XXX	XXX	XXX	XXX	XXX	XXX	
43. Disability income (d)	XXX	XXX	XXX	XXX	XXX	XXX	XXX	XXX	XXX	XXX	XXX	XXX	XXX	XXX	XXX	
44. Long-term care (d)	XXX	XXX	XXX	XXX	XXX	XXX	XXX	XXX	XXX	XXX	XXX	XXX	XXX	XXX	XXX	
45. Other health (d)	XXX	XXX	XXX	XXX	XXX	XXX	XXX	XXX	XXX	XXX	XXX	XXX	XXX	XXX	XXX	
46. Total Accident and Health	XXX	XXX	XXX	XXX	XXX	XXX	XXX	XXX	XXX	XXX	XXX	XXX	XXX	XXX	XXX	
47. TOTAL																

NONE

(a) Includes Group Credit Life Insurance Loans less than or equal to 60 months at issue, prior year \$ \_\_\_\_\_, current year \$ \_\_\_\_\_. Loans greater than 60 months at issue BUT NOT GREATER THAN 120 MONTHS prior year \$ \_\_\_\_\_, current year \$ \_\_\_\_\_.

(b) Corporate Owned Life Insurance/BOLI: 1) Number of policies: \_\_\_\_\_ 2) covering number of lives: \_\_\_\_\_ 3) face amount \$ \_\_\_\_\_.

(c) Deposit-Type Contract Considerations NOT included in Total Premiums and Annuities Considerations: Individual: \$ \_\_\_\_\_ Group: \$ \_\_\_\_\_ Total: \$ \_\_\_\_\_.

(d) For health business on indicated lines report: Number of persons insured under PPO managed care products \_\_\_\_\_ and number of persons insured under indemnity only products \_\_\_\_\_.

(e) For health premiums written: amount of Medicare Title XVIII exempt from state taxes or fees \$ \_\_\_\_\_.

(f) Certain Separate Account products are included in "Other" product categories in the table(s) above:

1. Individual Life - Other includes the following amounts related to Separate Account policies: Column 1) \$ \_\_\_\_\_ Column 7) \$ \_\_\_\_\_ Column 12) \$ \_\_\_\_\_

2. Group Life - Other includes the following amounts related to Separate Account policies: Column 1) \$ \_\_\_\_\_ Column 7) \$ \_\_\_\_\_ Column 12) \$ \_\_\_\_\_

3. Individual Annuities - Other includes the following amounts related to Separate Account policies: Column 1) \$ \_\_\_\_\_ Column 7) \$ \_\_\_\_\_ Column 12) \$ \_\_\_\_\_

4. Group Annuities - Other includes the following amounts related to Separate Account policies: Column 1) \$ \_\_\_\_\_ Column 7) \$ \_\_\_\_\_ Column 12) \$ \_\_\_\_\_

24.1.MT



ANNUAL STATEMENT FOR THE YEAR 2023 OF THE General Re Life Corporation  
**LIFE INSURANCE (STATE PAGE)<sup>(b)</sup>**

NAIC Group Code 0031

BUSINESS IN THE STATE OF Nebraska

DURING THE YEAR 2023

NAIC Company Code 86258

Line of Business	1 Premiums and Annuities Considerations	2 Other Considerations	Dividends to Policyholders/Refunds to Members				7 Total (Col. 3+4+5+6)	Claims and Benefits Paid				
			3 Paid in Cash or Left on Deposit	4 Applied to Pay Renewal Premiums	5 Applied to Provide Paid-Up Additions or Shorten the Endowment or Premium-Paying Period	6 Other		8 Death and Annuity Benefits	9 Matured Endowments	10 Surrender Values and Withdrawals for Life Contracts	11 All Other Benefits	12 Total (Sum Columns 8 through 11)
Individual Life												
1. Industrial .....												
2. Whole .....												
3. Term .....												
4. Indexed .....												
5. Universal .....												
6. Universal with secondary guarantees .....												
7. Variable .....												
8. Variable universal .....												
9. Credit .....												
10. Other .....	(f)											
11. Total Individual Life												
Group Life												
12. Whole .....												
13. Term .....												
14. Universal .....												
15. Variable .....												
16. Variable universal .....												
17. Credit .....												
18. Other .....	(f)											
19. Total Group Life												
Individual Annuities												
20. Fixed .....												
21. Indexed .....												
22. Variable with guarantees .....												
23. Variable without guarantees .....												
24. Life contingent payout .....												
25. Other .....	(f)											
26. Total Individual Annuities												
Group Annuities												
27. Fixed .....												
28. Indexed .....												
29. Variable with guarantees .....												
30. Variable without guarantees .....												
31. Life contingent payout .....												
32. Other .....	(f)											
33. Total Group Annuities												
Accident and Health												
34. Comprehensive individual .....	(d)							XXX	XXX	XXX		
35. Comprehensive group .....	(d)							XXX	XXX	XXX		
36. Medicare Supplement .....	(d)							XXX	XXX	XXX		
37. Vision only .....	(d)							XXX	XXX	XXX		
38. Dental only .....	(d)							XXX	XXX	XXX		
39. Federal Employees Health Benefits Plan .....	(d)							XXX	XXX	XXX		
40. Title XVIII Medicare .....	(d)	(e)						XXX	XXX	XXX		
41. Title XIX Medicaid .....	(d)							XXX	XXX	XXX		
42. Credit A&H .....								XXX	XXX	XXX		
43. Disability income .....	(d)							XXX	XXX	XXX		
44. Long-term care .....	(d)							XXX	XXX	XXX		
45. Other health .....	(d)							XXX	XXX	XXX		
46. Total Accident and Health								XXX	XXX	XXX		
47. Total	(c)											

**NONE**

24.NE

ANNUAL STATEMENT FOR THE YEAR 2023 OF THE General Re Life Corporation

LIFE INSURANCE (STATE PAGE) (Continued)<sup>(b)</sup>

NAIC Group Code 0031

BUSINESS IN THE STATE OF

Nebraska

DURING THE YEAR 2023

NAIC Company Code 86258

Line of Business	13 Incurred During Current Year	13 Direct Death Benefits, Matured Endowments Incurred and Annuity Benefits Claims Settled During Current Year								22 Unpaid December 31, Current Year	22 Issued During Year		22 Other Changes to In Force (Net)		22 In Force December 31, Current Year (b)	
		Totals Paid		Reduction by Compromise		Amount Rejected		Total Settled During Current Year			23	24	25	26	27	28
		14 Number of Pals/ Certs	15 Amount	16 Number of Pals/ Certs	17 Amount	18 Number of Pals/ Certs	19 Amount	20 Number of Pals/ Certs	21 Amount		Number of Pals/ Certs	Amount	Number of Pals/ Certs	Amount	Number of Pals/ Certs	Amount
		14	15	16	17	18	19	20	21		23	24	25	26	27	28
Individual Life																
1. Industrial																
2. Whole																
3. Term																
4. Indexed																
5. Universal																
6. Universal with secondary guarantees																
7. Variable																
8. Variable universal																
9. Credit																
10. Other (f)																
11. Total Individual Life																
Group Life																
12. Whole																
13. Term																
14. Universal																
15. Variable																
16. Variable universal																
17. Credit																
18. Other (f)																
19. Total Group Life																
Individual Annuities																
20. Fixed																
21. Indexed																
22. Variable with guarantees																
23. Variable without guarantees																
24. Life contingent payout																
25. Other (f)																
26. Total Individual Annuities																
Group Annuities																
27. Fixed																
28. Indexed																
29. Variable with guarantees																
30. Variable without guarantees																
31. Life contingent payout																
32. Other (f)																
33. Total Group Annuities																
Accident and Health																
34. Comprehensive individual (d)	XXX	XXX	XXX	XXX	XXX	XXX	XXX	XXX	XXX	XXX	XXX	XXX	XXX	XXX	XXX	
35. Comprehensive group (d)	XXX	XXX	XXX	XXX	XXX	XXX	XXX	XXX	XXX	XXX	XXX	XXX	XXX	XXX	XXX	
36. Medicare Supplement (d)	XXX	XXX	XXX	XXX	XXX	XXX	XXX	XXX	XXX	XXX	XXX	XXX	XXX	XXX	XXX	
37. Vision only (d)	XXX	XXX	XXX	XXX	XXX	XXX	XXX	XXX	XXX	XXX	XXX	XXX	XXX	XXX	XXX	
38. Dental only (d)	XXX	XXX	XXX	XXX	XXX	XXX	XXX	XXX	XXX	XXX	XXX	XXX	XXX	XXX	XXX	
39. Federal Employees Health Benefits Plan (d)	XXX	XXX	XXX	XXX	XXX	XXX	XXX	XXX	XXX	XXX	XXX	XXX	XXX	XXX	XXX	
40. Title XVIII Medicare (d)	XXX	XXX	XXX	XXX	XXX	XXX	XXX	XXX	XXX	XXX	XXX	XXX	XXX	XXX	XXX	
41. Title XIX Medicaid (d)	XXX	XXX	XXX	XXX	XXX	XXX	XXX	XXX	XXX	XXX	XXX	XXX	XXX	XXX	XXX	
42. Credit A&H	XXX	XXX	XXX	XXX	XXX	XXX	XXX	XXX	XXX	XXX	XXX	XXX	XXX	XXX	XXX	
43. Disability income (d)	XXX	XXX	XXX	XXX	XXX	XXX	XXX	XXX	XXX	XXX	XXX	XXX	XXX	XXX	XXX	
44. Long-term care (d)	XXX	XXX	XXX	XXX	XXX	XXX	XXX	XXX	XXX	XXX	XXX	XXX	XXX	XXX	XXX	
45. Other health (d)	XXX	XXX	XXX	XXX	XXX	XXX	XXX	XXX	XXX	XXX	XXX	XXX	XXX	XXX	XXX	
46. Total Accident and Health	XXX	XXX	XXX	XXX	XXX	XXX	XXX	XXX	XXX	XXX	XXX	XXX	XXX	XXX	XXX	
47. TOTAL																

NONE

(a) Includes Group Credit Life Insurance Loans less than or equal to 60 months at issue, prior year \$ \_\_\_\_\_, current year \$ \_\_\_\_\_. Loans greater than 60 months at issue BUT NOT GREATER THAN 120 MONTHS prior year \$ \_\_\_\_\_, current year \$ \_\_\_\_\_.

(b) Corporate Owned Life Insurance/BOLI: 1) Number of policies: \_\_\_\_\_ 2) covering number of lives: \_\_\_\_\_ 3) face amount \$ \_\_\_\_\_.

(c) Deposit-Type Contract Considerations NOT included in Total Premiums and Annuities Considerations: Individual: \$ \_\_\_\_\_ Group: \$ \_\_\_\_\_ Total: \$ \_\_\_\_\_.

(d) For health business on indicated lines report: Number of persons insured under PPO managed care products \_\_\_\_\_ and number of persons insured under indemnity only products \_\_\_\_\_.

(e) For health premiums written: amount of Medicare Title XVIII exempt from state taxes or fees \$ \_\_\_\_\_.

(f) Certain Separate Account products are included in "Other" product categories in the table(s) above:

1. Individual Life - Other includes the following amounts related to Separate Account policies: Column 1) \$ \_\_\_\_\_ Column 7) \$ \_\_\_\_\_ Column 12) \$ \_\_\_\_\_

2. Group Life - Other includes the following amounts related to Separate Account policies: Column 1) \$ \_\_\_\_\_ Column 7) \$ \_\_\_\_\_ Column 12) \$ \_\_\_\_\_

3. Individual Annuities - Other includes the following amounts related to Separate Account policies: Column 1) \$ \_\_\_\_\_ Column 7) \$ \_\_\_\_\_ Column 12) \$ \_\_\_\_\_

4. Group Annuities - Other includes the following amounts related to Separate Account policies: Column 1) \$ \_\_\_\_\_ Column 7) \$ \_\_\_\_\_ Column 12) \$ \_\_\_\_\_



ANNUAL STATEMENT FOR THE YEAR 2023 OF THE General Re Life Corporation  
**LIFE INSURANCE (STATE PAGE)<sup>(b)</sup>**

NAIC Group Code 0031

BUSINESS IN THE STATE OF Nevada

DURING THE YEAR 2023

NAIC Company Code 86258

Line of Business	1 Premiums and Annuities Considerations	2 Other Considerations	Dividends to Policyholders/Refunds to Members				7 Total (Col. 3+4+5+6)	Claims and Benefits Paid				
			3 Paid in Cash or Left on Deposit	4 Applied to Pay Renewal Premiums	5 Applied to Provide Paid-Up Additions or Shorten the Endowment or Premium-Paying Period	6 Other		8 Death and Annuity Benefits	9 Matured Endowments	10 Surrender Values and Withdrawals for Life Contracts	11 All Other Benefits	12 Total (Sum Columns 8 through 11)
Individual Life												
1. Industrial .....												
2. Whole .....												
3. Term .....												
4. Indexed .....												
5. Universal .....												
6. Universal with secondary guarantees .....												
7. Variable .....												
8. Variable universal .....												
9. Credit .....												
10. Other .....	(f)											
11. Total Individual Life												
Group Life												
12. Whole .....												
13. Term .....												
14. Universal .....												
15. Variable .....												
16. Variable universal .....												
17. Credit .....												
18. Other .....	(f)											
19. Total Group Life												
Individual Annuities												
20. Fixed .....												
21. Indexed .....												
22. Variable with guarantees .....												
23. Variable without guarantees .....												
24. Life contingent payout .....												
25. Other .....	(f)											
26. Total Individual Annuities												
Group Annuities												
27. Fixed .....												
28. Indexed .....												
29. Variable with guarantees .....												
30. Variable without guarantees .....												
31. Life contingent payout .....												
32. Other .....	(f)											
33. Total Group Annuities												
Accident and Health												
34. Comprehensive individual .....	(d)							XXX	XXX	XXX		
35. Comprehensive group .....	(d)							XXX	XXX	XXX		
36. Medicare Supplement .....	(d)							XXX	XXX	XXX		
37. Vision only .....	(d)							XXX	XXX	XXX		
38. Dental only .....	(d)							XXX	XXX	XXX		
39. Federal Employees Health Benefits Plan .....	(d)							XXX	XXX	XXX		
40. Title XVIII Medicare .....	(d)	(e)						XXX	XXX	XXX		
41. Title XIX Medicaid .....	(d)							XXX	XXX	XXX		
42. Credit A&H .....								XXX	XXX	XXX		
43. Disability income .....	(d)							XXX	XXX	XXX		
44. Long-term care .....	(d)							XXX	XXX	XXX		
45. Other health .....	(d)							XXX	XXX	XXX		
46. Total Accident and Health								XXX	XXX	XXX		
47. Total	(c)											

**NONE**

24 NV

ANNUAL STATEMENT FOR THE YEAR 2023 OF THE General Re Life Corporation

LIFE INSURANCE (STATE PAGE) (Continued)<sup>(b)</sup>

NAIC Group Code 0031

BUSINESS IN THE STATE OF

Nevada

DURING THE YEAR 2023

NAIC Company Code 86258

Direct Death Benefits, Matured Endowments Incurred and Annuity Benefits

Policy Exhibit

Line of Business	13 Incurred During Current Year	Claims Settled During Current Year								22 Unpaid December 31, Current Year	Issued During Year		Other Changes to In Force (Net)		In Force December 31, Current Year (b)	
		Totals Paid		Reduction by Compromise		Amount Rejected		Total Settled During Current Year			23	24	25	26	27	28
		14 Number of Pols/ Certs	15 Amount	16 Number of Pols/ Certs	17 Amount	18 Number of Pols/ Certs	19 Amount	20 Number of Pols/ Certs	21 Amount		Number of Pols/ Certs	Amount	Number of Pols/ Certs	Amount	Number of Pols/ Certs	Amount
Individual Life																
1. Industrial																
2. Whole																
3. Term																
4. Indexed																
5. Universal																
6. Universal with secondary guarantees																
7. Variable																
8. Variable universal																
9. Credit																
10. Other (f)																
11. Total Individual Life																
Group Life																
12. Whole																
13. Term																
14. Universal																
15. Variable																
16. Variable universal																
17. Credit																
18. Other (f)																
19. Total Group Life																
Individual Annuities																
20. Fixed																
21. Indexed																
22. Variable with guarantees																
23. Variable without guarantees																
24. Life contingent payout																
25. Other (f)																
26. Total Individual Annuities																
Group Annuities																
27. Fixed																
28. Indexed																
29. Variable with guarantees																
30. Variable without guarantees																
31. Life contingent payout																
32. Other (f)																
33. Total Group Annuities																
Accident and Health																
34. Comprehensive individual (d)	XXX	XXX	XXX	XXX	XXX	XXX	XXX	XXX	XXX	XXX	XXX	XXX	XXX	XXX	XXX	XXX
35. Comprehensive group (d)	XXX	XXX	XXX	XXX	XXX	XXX	XXX	XXX	XXX	XXX	XXX	XXX	XXX	XXX	XXX	XXX
36. Medicare Supplement (d)	XXX	XXX	XXX	XXX	XXX	XXX	XXX	XXX	XXX	XXX	XXX	XXX	XXX	XXX	XXX	XXX
37. Vision only (d)	XXX	XXX	XXX	XXX	XXX	XXX	XXX	XXX	XXX	XXX	XXX	XXX	XXX	XXX	XXX	XXX
38. Dental only (d)	XXX	XXX	XXX	XXX	XXX	XXX	XXX	XXX	XXX	XXX	XXX	XXX	XXX	XXX	XXX	XXX
39. Federal Employees Health Benefits Plan (d)	XXX	XXX	XXX	XXX	XXX	XXX	XXX	XXX	XXX	XXX	XXX	XXX	XXX	XXX	XXX	XXX
40. Title XVIII Medicare (d)	XXX	XXX	XXX	XXX	XXX	XXX	XXX	XXX	XXX	XXX	XXX	XXX	XXX	XXX	XXX	XXX
41. Title XIX Medicaid (d)	XXX	XXX	XXX	XXX	XXX	XXX	XXX	XXX	XXX	XXX	XXX	XXX	XXX	XXX	XXX	XXX
42. Credit A&H	XXX	XXX	XXX	XXX	XXX	XXX	XXX	XXX	XXX	XXX	XXX	XXX	XXX	XXX	XXX	XXX
43. Disability income (d)	XXX	XXX	XXX	XXX	XXX	XXX	XXX	XXX	XXX	XXX	XXX	XXX	XXX	XXX	XXX	XXX
44. Long-term care (d)	XXX	XXX	XXX	XXX	XXX	XXX	XXX	XXX	XXX	XXX	XXX	XXX	XXX	XXX	XXX	XXX
45. Other health (d)	XXX	XXX	XXX	XXX	XXX	XXX	XXX	XXX	XXX	XXX	XXX	XXX	XXX	XXX	XXX	XXX
46. Total Accident and Health	XXX	XXX	XXX	XXX	XXX	XXX	XXX	XXX	XXX	XXX	XXX	XXX	XXX	XXX	XXX	XXX
47. TOTAL																

NONE

(a) Includes Group Credit Life Insurance Loans less than or equal to 60 months at issue, prior year \$ \_\_\_\_\_, current year \$ \_\_\_\_\_. Loans greater than 60 months at issue BUT NOT GREATER THAN 120 MONTHS prior year \$ \_\_\_\_\_, current year \$ \_\_\_\_\_.

(b) Corporate Owned Life Insurance/BOLI: 1) Number of policies: \_\_\_\_\_ 2) covering number of lives: \_\_\_\_\_ 3) face amount \$ \_\_\_\_\_.

(c) Deposit-Type Contract Considerations NOT included in Total Premiums and Annuities Considerations: Individual: \$ \_\_\_\_\_ Group: \$ \_\_\_\_\_ Total: \$ \_\_\_\_\_.

(d) For health business on indicated lines report: Number of persons insured under PPO managed care products \_\_\_\_\_ and number of persons insured under indemnity only products \_\_\_\_\_.

(e) For health premiums written: amount of Medicare Title XVIII exempt from state taxes or fees \$ \_\_\_\_\_.

(f) Certain Separate Account products are included in "Other" product categories in the table(s) above:

1. Individual Life - Other includes the following amounts related to Separate Account policies: Column 1) \$ \_\_\_\_\_ Column 7) \$ \_\_\_\_\_ Column 12) \$ \_\_\_\_\_

2. Group Life - Other includes the following amounts related to Separate Account policies: Column 1) \$ \_\_\_\_\_ Column 7) \$ \_\_\_\_\_ Column 12) \$ \_\_\_\_\_

3. Individual Annuities - Other includes the following amounts related to Separate Account policies: Column 1) \$ \_\_\_\_\_ Column 7) \$ \_\_\_\_\_ Column 12) \$ \_\_\_\_\_

4. Group Annuities - Other includes the following amounts related to Separate Account policies: Column 1) \$ \_\_\_\_\_ Column 7) \$ \_\_\_\_\_ Column 12) \$ \_\_\_\_\_



ANNUAL STATEMENT FOR THE YEAR 2023 OF THE General Re Life Corporation  
**LIFE INSURANCE (STATE PAGE)<sup>(b)</sup>**

NAIC Group Code 0031

BUSINESS IN THE STATE OF New Hampshire

DURING THE YEAR 2023

NAIC Company Code 86258

Line of Business	1 Premiums and Annuities Considerations	2 Other Considerations	Dividends to Policyholders/Refunds to Members				7 Total (Col. 3+4+5+6)	Claims and Benefits Paid				
			3 Paid in Cash or Left on Deposit	4 Applied to Pay Renewal Premiums	5 Applied to Provide Paid-Up Additions or Shorten the Endowment or Premium-Paying Period	6 Other		8 Death and Annuity Benefits	9 Matured Endowments	10 Surrender Values and Withdrawals for Life Contracts	11 All Other Benefits	12 Total (Sum Columns 8 through 11)
Individual Life												
1. Industrial .....												
2. Whole .....												
3. Term .....												
4. Indexed .....												
5. Universal .....												
6. Universal with secondary guarantees .....												
7. Variable .....												
8. Variable universal .....												
9. Credit .....												
10. Other .....	(f)											
11. Total Individual Life												
Group Life												
12. Whole .....												
13. Term .....												
14. Universal .....												
15. Variable .....												
16. Variable universal .....												
17. Credit .....												
18. Other .....	(f)											
19. Total Group Life												
Individual Annuities												
20. Fixed .....												
21. Indexed .....												
22. Variable with guarantees .....												
23. Variable without guarantees .....												
24. Life contingent payout .....												
25. Other .....	(f)											
26. Total Individual Annuities												
Group Annuities												
27. Fixed .....												
28. Indexed .....												
29. Variable with guarantees .....												
30. Variable without guarantees .....												
31. Life contingent payout .....												
32. Other .....	(f)											
33. Total Group Annuities												
Accident and Health												
34. Comprehensive individual .....	(d)							XXX	XXX	XXX		
35. Comprehensive group .....	(d)							XXX	XXX	XXX		
36. Medicare Supplement .....	(d)							XXX	XXX	XXX		
37. Vision only .....	(d)							XXX	XXX	XXX		
38. Dental only .....	(d)							XXX	XXX	XXX		
39. Federal Employees Health Benefits Plan .....	(d)							XXX	XXX	XXX		
40. Title XVIII Medicare .....	(d)	(e)						XXX	XXX	XXX		
41. Title XIX Medicaid .....	(d)							XXX	XXX	XXX		
42. Credit A&H .....								XXX	XXX	XXX		
43. Disability income .....	(d)							XXX	XXX	XXX		
44. Long-term care .....	(d)							XXX	XXX	XXX		
45. Other health .....	(d)							XXX	XXX	XXX		
46. Total Accident and Health								XXX	XXX	XXX		
47. Total	(c)											

**NONE**

24.NH

ANNUAL STATEMENT FOR THE YEAR 2023 OF THE General Re Life Corporation

LIFE INSURANCE (STATE PAGE) (Continued)<sup>(b)</sup>

NAIC Group Code 0031

BUSINESS IN THE STATE OF

New Hampshire

DURING THE YEAR 2023

NAIC Company Code 86258

Direct Death Benefits, Matured Endowments Incurred and Annuity Benefits

Policy Exhibit

Line of Business	13 Incurred During Current Year	Claims Settled During Current Year								22 Unpaid December 31, Current Year	23 Issued During Year		25 Other Changes to In Force (Net)		27 In Force December 31, Current Year (b)	
		Totals Paid		Reduction by Compromise		Amount Rejected		Total Settled During Current Year			23 Number of Pols/ Certs	24 Amount	25 Number of Pols/ Certs	26 Amount	27 Number of Pols/ Certs	28 Amount
		14 Number of Pols/ Certs	15 Amount	16 Number of Pols/ Certs	17 Amount	18 Number of Pols/ Certs	19 Amount	20 Number of Pols/ Certs	21 Amount							
Individual Life																
1. Industrial																
2. Whole																
3. Term																
4. Indexed																
5. Universal																
6. Universal with secondary guarantees																
7. Variable																
8. Variable universal																
9. Credit																
10. Other (f)																
11. Total Individual Life																
Group Life																
12. Whole																
13. Term																
14. Universal																
15. Variable																
16. Variable universal																
17. Credit																
18. Other (f)																
19. Total Group Life																
Individual Annuities																
20. Fixed																
21. Indexed																
22. Variable with guarantees																
23. Variable without guarantees																
24. Life contingent payout																
25. Other (f)																
26. Total Individual Annuities																
Group Annuities																
27. Fixed																
28. Indexed																
29. Variable with guarantees																
30. Variable without guarantees																
31. Life contingent payout																
32. Other (f)																
33. Total Group Annuities																
Accident and Health																
34. Comprehensive individual (d)	XXX	XXX	XXX	XXX	XXX	XXX	XXX	XXX	XXX	XXX		XXX		XXX		
35. Comprehensive group (d)	XXX	XXX	XXX	XXX	XXX	XXX	XXX	XXX	XXX	XXX		XXX		XXX		
36. Medicare Supplement (d)	XXX	XXX	XXX	XXX	XXX	XXX	XXX	XXX	XXX	XXX		XXX		XXX		
37. Vision only (d)	XXX	XXX	XXX	XXX	XXX	XXX	XXX	XXX	XXX	XXX		XXX		XXX		
38. Dental only (d)	XXX	XXX	XXX	XXX	XXX	XXX	XXX	XXX	XXX	XXX		XXX		XXX		
39. Federal Employees Health Benefits Plan (d)	XXX	XXX	XXX	XXX	XXX	XXX	XXX	XXX	XXX	XXX		XXX		XXX		
40. Title XVIII Medicare (d)	XXX	XXX	XXX	XXX	XXX	XXX	XXX	XXX	XXX	XXX		XXX		XXX		
41. Title XIX Medicaid (d)	XXX	XXX	XXX	XXX	XXX	XXX	XXX	XXX	XXX	XXX		XXX		XXX		
42. Credit A&H	XXX	XXX	XXX	XXX	XXX	XXX	XXX	XXX	XXX	XXX		XXX		XXX		
43. Disability income (d)	XXX	XXX	XXX	XXX	XXX	XXX	XXX	XXX	XXX	XXX		XXX		XXX		
44. Long-term care (d)	XXX	XXX	XXX	XXX	XXX	XXX	XXX	XXX	XXX	XXX		XXX		XXX		
45. Other health (d)	XXX	XXX	XXX	XXX	XXX	XXX	XXX	XXX	XXX	XXX		XXX		XXX		
46. Total Accident and Health	XXX	XXX	XXX	XXX	XXX	XXX	XXX	XXX	XXX	XXX		XXX		XXX		
47. TOTAL																

NONE

(a) Includes Group Credit Life Insurance Loans less than or equal to 60 months at issue, prior year \$ \_\_\_\_\_, current year \$ \_\_\_\_\_. Loans greater than 60 months at issue BUT NOT GREATER THAN 120 MONTHS prior year \$ \_\_\_\_\_, current year \$ \_\_\_\_\_.

(b) Corporate Owned Life Insurance/BOLI: 1) Number of policies: \_\_\_\_\_ 2) covering number of lives: \_\_\_\_\_ 3) face amount \$ \_\_\_\_\_.

(c) Deposit-Type Contract Considerations NOT included in Total Premiums and Annuities Considerations: Individual: \$ \_\_\_\_\_ Group: \$ \_\_\_\_\_ Total: \$ \_\_\_\_\_.

(d) For health business on indicated lines report: Number of persons insured under PPO managed care products \_\_\_\_\_ and number of persons insured under indemnity only products \_\_\_\_\_.

(e) For health premiums written: amount of Medicare Title XVIII exempt from state taxes or fees \$ \_\_\_\_\_.

(f) Certain Separate Account products are included in "Other" product categories in the table(s) above:

1. Individual Life - Other includes the following amounts related to Separate Account policies: Column 1) \$ \_\_\_\_\_ Column 7) \$ \_\_\_\_\_ Column 12) \$ \_\_\_\_\_

2. Group Life - Other includes the following amounts related to Separate Account policies: Column 1) \$ \_\_\_\_\_ Column 7) \$ \_\_\_\_\_ Column 12) \$ \_\_\_\_\_

3. Individual Annuities - Other includes the following amounts related to Separate Account policies: Column 1) \$ \_\_\_\_\_ Column 7) \$ \_\_\_\_\_ Column 12) \$ \_\_\_\_\_

4. Group Annuities - Other includes the following amounts related to Separate Account policies: Column 1) \$ \_\_\_\_\_ Column 7) \$ \_\_\_\_\_ Column 12) \$ \_\_\_\_\_

24.1.NH





ANNUAL STATEMENT FOR THE YEAR 2023 OF THE General Re Life Corporation  
**LIFE INSURANCE (STATE PAGE)<sup>(b)</sup>**

NAIC Group Code 0031

BUSINESS IN THE STATE OF New Jersey

DURING THE YEAR 2023

NAIC Company Code 86258

Line of Business	1 Premiums and Annuities Considerations	2 Other Considerations	Dividends to Policyholders/Refunds to Members				7 Total (Col. 3+4+5+6)	Claims and Benefits Paid				
			3 Paid in Cash or Left on Deposit	4 Applied to Pay Renewal Premiums	5 Applied to Provide Paid-Up Additions or Shorten the Endowment or Premium-Paying Period	6 Other		8 Death and Annuity Benefits	9 Matured Endowments	10 Surrender Values and Withdrawals for Life Contracts	11 All Other Benefits	12 Total (Sum Columns 8 through 11)
Individual Life												
1. Industrial .....												
2. Whole .....												
3. Term .....												
4. Indexed .....												
5. Universal .....												
6. Universal with secondary guarantees .....												
7. Variable .....												
8. Variable universal .....												
9. Credit .....												
10. Other .....	(f)											
11. Total Individual Life												
Group Life												
12. Whole .....												
13. Term .....												
14. Universal .....												
15. Variable .....												
16. Variable universal .....												
17. Credit .....												
18. Other .....	(f)											
19. Total Group Life												
Individual Annuities												
20. Fixed .....												
21. Indexed .....												
22. Variable with guarantees .....												
23. Variable without guarantees .....												
24. Life contingent payout .....												
25. Other .....	(f)											
26. Total Individual Annuities												
Group Annuities												
27. Fixed .....												
28. Indexed .....												
29. Variable with guarantees .....												
30. Variable without guarantees .....												
31. Life contingent payout .....												
32. Other .....	(f)											
33. Total Group Annuities												
Accident and Health												
34. Comprehensive individual .....	(d)							XXX	XXX	XXX		
35. Comprehensive group .....	(d)							XXX	XXX	XXX		
36. Medicare Supplement .....	(d)							XXX	XXX	XXX		
37. Vision only .....	(d)							XXX	XXX	XXX		
38. Dental only .....	(d)							XXX	XXX	XXX		
39. Federal Employees Health Benefits Plan .....	(d)							XXX	XXX	XXX		
40. Title XVIII Medicare .....	(d)	(e)						XXX	XXX	XXX		
41. Title XIX Medicaid .....	(d)							XXX	XXX	XXX		
42. Credit A&H .....								XXX	XXX	XXX		
43. Disability income .....	(d)							XXX	XXX	XXX		
44. Long-term care .....	(d)							XXX	XXX	XXX		
45. Other health .....	(d)							XXX	XXX	XXX		
46. Total Accident and Health								XXX	XXX	XXX		
47. Total	(c)											

**NONE**

24.NJ

ANNUAL STATEMENT FOR THE YEAR 2023 OF THE General Re Life Corporation

LIFE INSURANCE (STATE PAGE) (Continued)<sup>(b)</sup>

NAIC Group Code 0031

BUSINESS IN THE STATE OF

New Jersey

DURING THE YEAR 2023

NAIC Company Code 86258

Direct Death Benefits, Matured Endowments Incurred and Annuity Benefits

Line of Business	13 Incurred During Current Year	Claims Settled During Current Year								22 Unpaid December 31, Current Year	23 Issued During Year		25 Other Changes to In Force (Net)		27 In Force December 31, Current Year (b)	
		Totals Paid		Reduction by Compromise		Amount Rejected		Total Settled During Current Year			24 Number of Pols/Certs	24 Amount	26 Number of Pols/Certs	26 Amount	28 Number of Pols/Certs	28 Amount
		14 Number of Pols/Certs	15 Amount	16 Number of Pols/Certs	17 Amount	18 Number of Pols/Certs	19 Amount	20 Number of Pols/Certs	21 Amount							
Individual Life																
1. Industrial																
2. Whole																
3. Term																
4. Indexed																
5. Universal																
6. Universal with secondary guarantees																
7. Variable																
8. Variable universal																
9. Credit																
10. Other (f)																
11. Total Individual Life																
Group Life																
12. Whole																
13. Term																
14. Universal																
15. Variable																
16. Variable universal																
17. Credit																
18. Other (f)																
19. Total Group Life																
Individual Annuities																
20. Fixed																
21. Indexed																
22. Variable with guarantees																
23. Variable without guarantees																
24. Life contingent payout																
25. Other (f)																
26. Total Individual Annuities																
Group Annuities																
27. Fixed																
28. Indexed																
29. Variable with guarantees																
30. Variable without guarantees																
31. Life contingent payout																
32. Other (f)																
33. Total Group Annuities																
Accident and Health																
34. Comprehensive individual (d)	XXX	XXX	XXX	XXX	XXX	XXX	XXX	XXX	XXX	XXX	XXX	XXX	XXX	XXX	XXX	XXX
35. Comprehensive group (d)	XXX	XXX	XXX	XXX	XXX	XXX	XXX	XXX	XXX	XXX	XXX	XXX	XXX	XXX	XXX	XXX
36. Medicare Supplement (d)	XXX	XXX	XXX	XXX	XXX	XXX	XXX	XXX	XXX	XXX	XXX	XXX	XXX	XXX	XXX	XXX
37. Vision only (d)	XXX	XXX	XXX	XXX	XXX	XXX	XXX	XXX	XXX	XXX	XXX	XXX	XXX	XXX	XXX	XXX
38. Dental only (d)	XXX	XXX	XXX	XXX	XXX	XXX	XXX	XXX	XXX	XXX	XXX	XXX	XXX	XXX	XXX	XXX
39. Federal Employees Health Benefits Plan (d)	XXX	XXX	XXX	XXX	XXX	XXX	XXX	XXX	XXX	XXX	XXX	XXX	XXX	XXX	XXX	XXX
40. Title XVIII Medicare (d)	XXX	XXX	XXX	XXX	XXX	XXX	XXX	XXX	XXX	XXX	XXX	XXX	XXX	XXX	XXX	XXX
41. Title XIX Medicaid (d)	XXX	XXX	XXX	XXX	XXX	XXX	XXX	XXX	XXX	XXX	XXX	XXX	XXX	XXX	XXX	XXX
42. Credit A&H	XXX	XXX	XXX	XXX	XXX	XXX	XXX	XXX	XXX	XXX	XXX	XXX	XXX	XXX	XXX	XXX
43. Disability income (d)	XXX	XXX	XXX	XXX	XXX	XXX	XXX	XXX	XXX	XXX	XXX	XXX	XXX	XXX	XXX	XXX
44. Long-term care (d)	XXX	XXX	XXX	XXX	XXX	XXX	XXX	XXX	XXX	XXX	XXX	XXX	XXX	XXX	XXX	XXX
45. Other health (d)	XXX	XXX	XXX	XXX	XXX	XXX	XXX	XXX	XXX	XXX	XXX	XXX	XXX	XXX	XXX	XXX
46. Total Accident and Health	XXX	XXX	XXX	XXX	XXX	XXX	XXX	XXX	XXX	XXX	XXX	XXX	XXX	XXX	XXX	XXX
47. TOTAL																

NONE

(a) Includes Group Credit Life Insurance Loans less than or equal to 60 months at issue, prior year \$ \_\_\_\_\_, current year \$ \_\_\_\_\_. Loans greater than 60 months at issue BUT NOT GREATER THAN 120 MONTHS prior year \$ \_\_\_\_\_, current year \$ \_\_\_\_\_.

(b) Corporate Owned Life Insurance/BOLI: 1) Number of policies: \_\_\_\_\_ 2) covering number of lives: \_\_\_\_\_ 3) face amount \$ \_\_\_\_\_.

(c) Deposit-Type Contract Considerations NOT included in Total Premiums and Annuities Considerations: Individual: \$ \_\_\_\_\_ Group: \$ \_\_\_\_\_ Total: \$ \_\_\_\_\_.

(d) For health business on indicated lines report: Number of persons insured under PPO managed care products \_\_\_\_\_ and number of persons insured under indemnity only products \_\_\_\_\_.

(e) For health premiums written: amount of Medicare Title XVIII exempt from state taxes or fees \$ \_\_\_\_\_.

(f) Certain Separate Account products are included in "Other" product categories in the table(s) above:

1. Individual Life - Other includes the following amounts related to Separate Account policies: Column 1) \$ \_\_\_\_\_ Column 7) \$ \_\_\_\_\_ Column 12) \$ \_\_\_\_\_

2. Group Life - Other includes the following amounts related to Separate Account policies: Column 1) \$ \_\_\_\_\_ Column 7) \$ \_\_\_\_\_ Column 12) \$ \_\_\_\_\_

3. Individual Annuities - Other includes the following amounts related to Separate Account policies: Column 1) \$ \_\_\_\_\_ Column 7) \$ \_\_\_\_\_ Column 12) \$ \_\_\_\_\_

4. Group Annuities - Other includes the following amounts related to Separate Account policies: Column 1) \$ \_\_\_\_\_ Column 7) \$ \_\_\_\_\_ Column 12) \$ \_\_\_\_\_



ANNUAL STATEMENT FOR THE YEAR 2023 OF THE General Re Life Corporation  
**LIFE INSURANCE (STATE PAGE)<sup>(b)</sup>**

NAIC Group Code 0031

BUSINESS IN THE STATE OF New Mexico

DURING THE YEAR 2023

NAIC Company Code 86258

Line of Business	1 Premiums and Annuities Considerations	2 Other Considerations	Dividends to Policyholders/Refunds to Members				7 Total (Col. 3+4+5+6)	Claims and Benefits Paid				
			3 Paid in Cash or Left on Deposit	4 Applied to Pay Renewal Premiums	5 Applied to Provide Paid-Up Additions or Shorten the Endowment or Premium-Paying Period	6 Other		8 Death and Annuity Benefits	9 Matured Endowments	10 Surrender Values and Withdrawals for Life Contracts	11 All Other Benefits	12 Total (Sum Columns 8 through 11)
Individual Life												
1. Industrial .....												
2. Whole .....												
3. Term .....												
4. Indexed .....												
5. Universal .....												
6. Universal with secondary guarantees .....												
7. Variable .....												
8. Variable universal .....												
9. Credit .....												
10. Other .....	(f)											
11. Total Individual Life												
Group Life												
12. Whole .....												
13. Term .....												
14. Universal .....												
15. Variable .....												
16. Variable universal .....												
17. Credit .....												
18. Other .....	(f)											
19. Total Group Life												
Individual Annuities												
20. Fixed .....												
21. Indexed .....												
22. Variable with guarantees .....												
23. Variable without guarantees .....												
24. Life contingent payout .....												
25. Other .....	(f)											
26. Total Individual Annuities												
Group Annuities												
27. Fixed .....												
28. Indexed .....												
29. Variable with guarantees .....												
30. Variable without guarantees .....												
31. Life contingent payout .....												
32. Other .....	(f)											
33. Total Group Annuities												
Accident and Health												
34. Comprehensive individual .....	(d)							XXX	XXX	XXX		
35. Comprehensive group .....	(d)							XXX	XXX	XXX		
36. Medicare Supplement .....	(d)							XXX	XXX	XXX		
37. Vision only .....	(d)							XXX	XXX	XXX		
38. Dental only .....	(d)							XXX	XXX	XXX		
39. Federal Employees Health Benefits Plan .....	(d)							XXX	XXX	XXX		
40. Title XVIII Medicare .....	(d)	(e)						XXX	XXX	XXX		
41. Title XIX Medicaid .....	(d)							XXX	XXX	XXX		
42. Credit A&H .....								XXX	XXX	XXX		
43. Disability income .....	(d)							XXX	XXX	XXX		
44. Long-term care .....	(d)							XXX	XXX	XXX		
45. Other health .....	(d)							XXX	XXX	XXX		
46. Total Accident and Health								XXX	XXX	XXX		
47. Total	(c)											

**NONE**

24-NM

ANNUAL STATEMENT FOR THE YEAR 2023 OF THE General Re Life Corporation

LIFE INSURANCE (STATE PAGE) (Continued)<sup>(b)</sup>

NAIC Group Code 0031

BUSINESS IN THE STATE OF

New Mexico

DURING THE YEAR 2023

NAIC Company Code 86258

Direct Death Benefits, Matured Endowments Incurred and Annuity Benefits

Policy Exhibit

Line of Business	13 Incurred During Current Year	Claims Settled During Current Year								22 Unpaid December 31, Current Year	23 Issued During Year		25 Other Changes to In Force (Net)		27 In Force December 31, Current Year (b)	
		Totals Paid		Reduction by Compromise		Amount Rejected		Total Settled During Current Year			23 Number of Pols/ Certs	24 Amount	25 Number of Pols/ Certs	26 Amount	27 Number of Pols/ Certs	28 Amount
		14 Number of Pols/ Certs	15 Amount	16 Number of Pols/ Certs	17 Amount	18 Number of Pols/ Certs	19 Amount	20 Number of Pols/ Certs	21 Amount							
Individual Life																
1. Industrial																
2. Whole																
3. Term																
4. Indexed																
5. Universal																
6. Universal with secondary guarantees																
7. Variable																
8. Variable universal																
9. Credit																
10. Other (f)																
11. Total Individual Life																
Group Life																
12. Whole																
13. Term																
14. Universal																
15. Variable																
16. Variable universal																
17. Credit																
18. Other (f)																
19. Total Group Life																
Individual Annuities																
20. Fixed																
21. Indexed																
22. Variable with guarantees																
23. Variable without guarantees																
24. Life contingent payout																
25. Other (f)																
26. Total Individual Annuities																
Group Annuities																
27. Fixed																
28. Indexed																
29. Variable with guarantees																
30. Variable without guarantees																
31. Life contingent payout																
32. Other (f)																
33. Total Group Annuities																
Accident and Health																
34. Comprehensive individual (d)	XXX	XXX	XXX	XXX	XXX	XXX	XXX	XXX	XXX	XXX		XXX		XXX		
35. Comprehensive group (d)	XXX	XXX	XXX	XXX	XXX	XXX	XXX	XXX	XXX	XXX		XXX		XXX		
36. Medicare Supplement (d)	XXX	XXX	XXX	XXX	XXX	XXX	XXX	XXX	XXX	XXX		XXX		XXX		
37. Vision only (d)	XXX	XXX	XXX	XXX	XXX	XXX	XXX	XXX	XXX	XXX		XXX		XXX		
38. Dental only (d)	XXX	XXX	XXX	XXX	XXX	XXX	XXX	XXX	XXX	XXX		XXX		XXX		
39. Federal Employees Health Benefits Plan (d)	XXX	XXX	XXX	XXX	XXX	XXX	XXX	XXX	XXX	XXX		XXX		XXX		
40. Title XVIII Medicare (d)	XXX	XXX	XXX	XXX	XXX	XXX	XXX	XXX	XXX	XXX		XXX		XXX		
41. Title XIX Medicaid (d)	XXX	XXX	XXX	XXX	XXX	XXX	XXX	XXX	XXX	XXX		XXX		XXX		
42. Credit A&H	XXX	XXX	XXX	XXX	XXX	XXX	XXX	XXX	XXX	XXX		XXX		XXX		
43. Disability income (d)	XXX	XXX	XXX	XXX	XXX	XXX	XXX	XXX	XXX	XXX		XXX		XXX		
44. Long-term care (d)	XXX	XXX	XXX	XXX	XXX	XXX	XXX	XXX	XXX	XXX		XXX		XXX		
45. Other health (d)	XXX	XXX	XXX	XXX	XXX	XXX	XXX	XXX	XXX	XXX		XXX		XXX		
46. Total Accident and Health	XXX	XXX	XXX	XXX	XXX	XXX	XXX	XXX	XXX	XXX		XXX		XXX		
47. TOTAL																

NONE

(a) Includes Group Credit Life Insurance Loans less than or equal to 60 months at issue, prior year \$ \_\_\_\_\_, current year \$ \_\_\_\_\_. Loans greater than 60 months at issue BUT NOT GREATER THAN 120 MONTHS prior year \$ \_\_\_\_\_, current year \$ \_\_\_\_\_.

(b) Corporate Owned Life Insurance/BOLI: 1) Number of policies: \_\_\_\_\_ 2) covering number of lives: \_\_\_\_\_ 3) face amount \$ \_\_\_\_\_.

(c) Deposit-Type Contract Considerations NOT included in Total Premiums and Annuities Considerations: Individual: \$ \_\_\_\_\_ Group: \$ \_\_\_\_\_ Total: \$ \_\_\_\_\_.

(d) For health business on indicated lines report: Number of persons insured under PPO managed care products \_\_\_\_\_ and number of persons insured under indemnity only products \_\_\_\_\_.

(e) For health premiums written: amount of Medicare Title XVIII exempt from state taxes or fees \$ \_\_\_\_\_.

(f) Certain Separate Account products are included in "Other" product categories in the table(s) above:

1. Individual Life - Other includes the following amounts related to Separate Account policies: Column 1) \$ \_\_\_\_\_ Column 7) \$ \_\_\_\_\_ Column 12) \$ \_\_\_\_\_

2. Group Life - Other includes the following amounts related to Separate Account policies: Column 1) \$ \_\_\_\_\_ Column 7) \$ \_\_\_\_\_ Column 12) \$ \_\_\_\_\_

3. Individual Annuities - Other includes the following amounts related to Separate Account policies: Column 1) \$ \_\_\_\_\_ Column 7) \$ \_\_\_\_\_ Column 12) \$ \_\_\_\_\_

4. Group Annuities - Other includes the following amounts related to Separate Account policies: Column 1) \$ \_\_\_\_\_ Column 7) \$ \_\_\_\_\_ Column 12) \$ \_\_\_\_\_

24.1.NM



ANNUAL STATEMENT FOR THE YEAR 2023 OF THE General Re Life Corporation  
**LIFE INSURANCE (STATE PAGE)<sup>(b)</sup>**

NAIC Group Code 0031

BUSINESS IN THE STATE OF New York

DURING THE YEAR 2023

NAIC Company Code 86258

Line of Business	1 Premiums and Annuities Considerations	2 Other Considerations	Dividends to Policyholders/Refunds to Members				7 Total (Col. 3+4+5+6)	Claims and Benefits Paid				
			3 Paid in Cash or Left on Deposit	4 Applied to Pay Renewal Premiums	5 Applied to Provide Paid-Up Additions or Shorten the Endowment or Premium-Paying Period	6 Other		8 Death and Annuity Benefits	9 Matured Endowments	10 Surrender Values and Withdrawals for Life Contracts	11 All Other Benefits	12 Total (Sum Columns 8 through 11)
Individual Life												
1. Industrial												
2. Whole												
3. Term												
4. Indexed												
5. Universal												
6. Universal with secondary guarantees												
7. Variable												
8. Variable universal												
9. Credit												
10. Other	(f)											
11. Total Individual Life												
Group Life												
12. Whole												
13. Term												
14. Universal												
15. Variable												
16. Variable universal												
17. Credit												
18. Other	(f)											
19. Total Group Life												
Individual Annuities												
20. Fixed												
21. Indexed												
22. Variable with guarantees												
23. Variable without guarantees												
24. Life contingent payout												
25. Other	(f)											
26. Total Individual Annuities												
Group Annuities												
27. Fixed												
28. Indexed												
29. Variable with guarantees												
30. Variable without guarantees												
31. Life contingent payout												
32. Other	(f)											
33. Total Group Annuities												
Accident and Health												
34. Comprehensive individual	(d)							XXX	XXX	XXX		
35. Comprehensive group	(d)							XXX	XXX	XXX		
36. Medicare Supplement	(d)							XXX	XXX	XXX		
37. Vision only	(d)							XXX	XXX	XXX		
38. Dental only	(d)							XXX	XXX	XXX		
39. Federal Employees Health Benefits Plan	(d)							XXX	XXX	XXX		
40. Title XVIII Medicare	(d)	(e)						XXX	XXX	XXX		
41. Title XIX Medicaid	(d)							XXX	XXX	XXX		
42. Credit A&H								XXX	XXX	XXX		
43. Disability income	(d)							XXX	XXX	XXX		
44. Long-term care	(d)							XXX	XXX	XXX		
45. Other health	(d)							XXX	XXX	XXX		
46. Total Accident and Health								XXX	XXX	XXX		
47. Total	(c)											

**NONE**

24.NY

ANNUAL STATEMENT FOR THE YEAR 2023 OF THE General Re Life Corporation

LIFE INSURANCE (STATE PAGE) (Continued)<sup>(b)</sup>

NAIC Group Code 0031

BUSINESS IN THE STATE OF

New York

DURING THE YEAR 2023

NAIC Company Code 86258

Direct Death Benefits, Matured Endowments Incurred and Annuity Benefits

Policy Exhibit

Line of Business	13 Incurred During Current Year	Claims Settled During Current Year								22 Unpaid December 31, Current Year	Issued During Year		Other Changes to In Force (Net)		In Force December 31, Current Year (b)	
		Totals Paid		Reduction by Compromise		Amount Rejected		Total Settled During Current Year			23	24	25	26	27	28
		14 Number of Pals/ Certs	15 Amount	16 Number of Pals/ Certs	17 Amount	18 Number of Pals/ Certs	19 Amount	20 Number of Pals/ Certs	21 Amount		Number of Pals/ Certs	Amount	Number of Pals/ Certs	Amount	Number of Pals/ Certs	Amount
Individual Life																
1. Industrial																
2. Whole																
3. Term																
4. Indexed																
5. Universal																
6. Universal with secondary guarantees																
7. Variable																
8. Variable universal																
9. Credit																
10. Other (f)																
11. Total Individual Life																
Group Life																
12. Whole																
13. Term																
14. Universal																
15. Variable																
16. Variable universal																
17. Credit																
18. Other (f)																
19. Total Group Life																
Individual Annuities																
20. Fixed																
21. Indexed																
22. Variable with guarantees																
23. Variable without guarantees																
24. Life contingent payout																
25. Other (f)																
26. Total Individual Annuities																
Group Annuities																
27. Fixed																
28. Indexed																
29. Variable with guarantees																
30. Variable without guarantees																
31. Life contingent payout																
32. Other (f)																
33. Total Group Annuities																
Accident and Health																
34. Comprehensive individual (d)	XXX	XXX	XXX	XXX	XXX	XXX	XXX	XXX	XXX	XXX	XXX	XXX	XXX	XXX	XXX	XXX
35. Comprehensive group (d)	XXX	XXX	XXX	XXX	XXX	XXX	XXX	XXX	XXX	XXX	XXX	XXX	XXX	XXX	XXX	XXX
36. Medicare Supplement (d)	XXX	XXX	XXX	XXX	XXX	XXX	XXX	XXX	XXX	XXX	XXX	XXX	XXX	XXX	XXX	XXX
37. Vision only (d)	XXX	XXX	XXX	XXX	XXX	XXX	XXX	XXX	XXX	XXX	XXX	XXX	XXX	XXX	XXX	XXX
38. Dental only (d)	XXX	XXX	XXX	XXX	XXX	XXX	XXX	XXX	XXX	XXX	XXX	XXX	XXX	XXX	XXX	XXX
39. Federal Employees Health Benefits Plan (d)	XXX	XXX	XXX	XXX	XXX	XXX	XXX	XXX	XXX	XXX	XXX	XXX	XXX	XXX	XXX	XXX
40. Title XVIII Medicare (d)	XXX	XXX	XXX	XXX	XXX	XXX	XXX	XXX	XXX	XXX	XXX	XXX	XXX	XXX	XXX	XXX
41. Title XIX Medicaid (d)	XXX	XXX	XXX	XXX	XXX	XXX	XXX	XXX	XXX	XXX	XXX	XXX	XXX	XXX	XXX	XXX
42. Credit A&H	XXX	XXX	XXX	XXX	XXX	XXX	XXX	XXX	XXX	XXX	XXX	XXX	XXX	XXX	XXX	XXX
43. Disability income (d)	XXX	XXX	XXX	XXX	XXX	XXX	XXX	XXX	XXX	XXX	XXX	XXX	XXX	XXX	XXX	XXX
44. Long-term care (d)	XXX	XXX	XXX	XXX	XXX	XXX	XXX	XXX	XXX	XXX	XXX	XXX	XXX	XXX	XXX	XXX
45. Other health (d)	XXX	XXX	XXX	XXX	XXX	XXX	XXX	XXX	XXX	XXX	XXX	XXX	XXX	XXX	XXX	XXX
46. Total Accident and Health	XXX	XXX	XXX	XXX	XXX	XXX	XXX	XXX	XXX	XXX	XXX	XXX	XXX	XXX	XXX	XXX
47. TOTAL																

NONE

(a) Includes Group Credit Life Insurance Loans less than or equal to 60 months at issue, prior year \$ \_\_\_\_\_, current year \$ \_\_\_\_\_. Loans greater than 60 months at issue BUT NOT GREATER THAN 120 MONTHS prior year \$ \_\_\_\_\_, current year \$ \_\_\_\_\_.

(b) Corporate Owned Life Insurance/BOLI: 1) Number of policies: \_\_\_\_\_ 2) covering number of lives: \_\_\_\_\_ 3) face amount \$ \_\_\_\_\_.

(c) Deposit-Type Contract Considerations NOT included in Total Premiums and Annuities Considerations: Individual: \$ \_\_\_\_\_ Group: \$ \_\_\_\_\_ Total: \$ \_\_\_\_\_.

(d) For health business on indicated lines report: Number of persons insured under PPO managed care products \_\_\_\_\_ and number of persons insured under indemnity only products \_\_\_\_\_.

(e) For health premiums written: amount of Medicare Title XVIII exempt from state taxes or fees \$ \_\_\_\_\_.

(f) Certain Separate Account products are included in "Other" product categories in the table(s) above:

1. Individual Life - Other includes the following amounts related to Separate Account policies: Column 1) \$ \_\_\_\_\_ Column 7) \$ \_\_\_\_\_ Column 12) \$ \_\_\_\_\_

2. Group Life - Other includes the following amounts related to Separate Account policies: Column 1) \$ \_\_\_\_\_ Column 7) \$ \_\_\_\_\_ Column 12) \$ \_\_\_\_\_

3. Individual Annuities - Other includes the following amounts related to Separate Account policies: Column 1) \$ \_\_\_\_\_ Column 7) \$ \_\_\_\_\_ Column 12) \$ \_\_\_\_\_

4. Group Annuities - Other includes the following amounts related to Separate Account policies: Column 1) \$ \_\_\_\_\_ Column 7) \$ \_\_\_\_\_ Column 12) \$ \_\_\_\_\_



ANNUAL STATEMENT FOR THE YEAR 2023 OF THE General Re Life Corporation  
**LIFE INSURANCE (STATE PAGE)<sup>(b)</sup>**

NAIC Group Code 0031

BUSINESS IN THE STATE OF North Carolina

DURING THE YEAR 2023

NAIC Company Code 86258

Line of Business	1 Premiums and Annuities Considerations	2 Other Considerations	Dividends to Policyholders/Refunds to Members				7 Total (Col. 3+4+5+6)	Claims and Benefits Paid				
			3 Paid in Cash or Left on Deposit	4 Applied to Pay Renewal Premiums	5 Applied to Provide Paid-Up Additions or Shorten the Endowment or Premium-Paying Period	6 Other		8 Death and Annuity Benefits	9 Matured Endowments	10 Surrender Values and Withdrawals for Life Contracts	11 All Other Benefits	12 Total (Sum Columns 8 through 11)
Individual Life												
1. Industrial												
2. Whole												
3. Term												
4. Indexed												
5. Universal												
6. Universal with secondary guarantees												
7. Variable												
8. Variable universal												
9. Credit												
10. Other (f)												
11. Total Individual Life												
Group Life												
12. Whole												
13. Term												
14. Universal												
15. Variable												
16. Variable universal												
17. Credit												
18. Other (f)												
19. Total Group Life												
Individual Annuities												
20. Fixed												
21. Indexed												
22. Variable with guarantees												
23. Variable without guarantees												
24. Life contingent payout												
25. Other (f)												
26. Total Individual Annuities												
Group Annuities												
27. Fixed												
28. Indexed												
29. Variable with guarantees												
30. Variable without guarantees												
31. Life contingent payout												
32. Other (f)												
33. Total Group Annuities												
Accident and Health												
34. Comprehensive individual (d)								XXX	XXX	XXX		
35. Comprehensive group (d)								XXX	XXX	XXX		
36. Medicare Supplement (d)								XXX	XXX	XXX		
37. Vision only (d)								XXX	XXX	XXX		
38. Dental only (d)								XXX	XXX	XXX		
39. Federal Employees Health Benefits Plan (d)								XXX	XXX	XXX		
40. Title XVIII Medicare (d)		(e)						XXX	XXX	XXX		
41. Title XIX Medicaid (d)								XXX	XXX	XXX		
42. Credit A&H								XXX	XXX	XXX		
43. Disability income (d)								XXX	XXX	XXX		
44. Long-term care (d)								XXX	XXX	XXX		
45. Other health (d)								XXX	XXX	XXX		
46. Total Accident and Health								XXX	XXX	XXX		
47. Total (c)												

**NONE**

24 NC

ANNUAL STATEMENT FOR THE YEAR 2023 OF THE General Re Life Corporation

LIFE INSURANCE (STATE PAGE) (Continued)<sup>(b)</sup>

NAIC Group Code 0031

BUSINESS IN THE STATE OF

North Carolina

DURING THE YEAR 2023

NAIC Company Code 86258

Direct Death Benefits, Matured Endowments Incurred and Annuity Benefits

Policy Exhibit

Line of Business	13 Incurred During Current Year	Claims Settled During Current Year								22 Unpaid December 31, Current Year	Issued During Year		Other Changes to In Force (Net)		In Force December 31, Current Year (b)	
		Totals Paid		Reduction by Compromise		Amount Rejected		Total Settled During Current Year			23	24	25	26	27	28
		14 Number of Pols/ Certs	15 Amount	16 Number of Pols/ Certs	17 Amount	18 Number of Pols/ Certs	19 Amount	20 Number of Pols/ Certs	21 Amount		Number of Pols/ Certs	Amount	Number of Pols/ Certs	Amount	Number of Pols/ Certs	Amount
Individual Life																
1. Industrial																
2. Whole																
3. Term																
4. Indexed																
5. Universal																
6. Universal with secondary guarantees																
7. Variable																
8. Variable universal																
9. Credit																
10. Other (f)																
11. Total Individual Life																
Group Life																
12. Whole																
13. Term																
14. Universal																
15. Variable																
16. Variable universal																
17. Credit																
18. Other (f)																
19. Total Group Life																
Individual Annuities																
20. Fixed																
21. Indexed																
22. Variable with guarantees																
23. Variable without guarantees																
24. Life contingent payout																
25. Other (f)																
26. Total Individual Annuities																
Group Annuities																
27. Fixed																
28. Indexed																
29. Variable with guarantees																
30. Variable without guarantees																
31. Life contingent payout																
32. Other (f)																
33. Total Group Annuities																
Accident and Health																
34. Comprehensive individual (d)	XXX	XXX	XXX	XXX	XXX	XXX	XXX	XXX	XXX	XXX	XXX	XXX	XXX	XXX	XXX	XXX
35. Comprehensive group (d)	XXX	XXX	XXX	XXX	XXX	XXX	XXX	XXX	XXX	XXX	XXX	XXX	XXX	XXX	XXX	XXX
36. Medicare Supplement (d)	XXX	XXX	XXX	XXX	XXX	XXX	XXX	XXX	XXX	XXX	XXX	XXX	XXX	XXX	XXX	XXX
37. Vision only (d)	XXX	XXX	XXX	XXX	XXX	XXX	XXX	XXX	XXX	XXX	XXX	XXX	XXX	XXX	XXX	XXX
38. Dental only (d)	XXX	XXX	XXX	XXX	XXX	XXX	XXX	XXX	XXX	XXX	XXX	XXX	XXX	XXX	XXX	XXX
39. Federal Employees Health Benefits Plan (d)	XXX	XXX	XXX	XXX	XXX	XXX	XXX	XXX	XXX	XXX	XXX	XXX	XXX	XXX	XXX	XXX
40. Title XVIII Medicare (d)	XXX	XXX	XXX	XXX	XXX	XXX	XXX	XXX	XXX	XXX	XXX	XXX	XXX	XXX	XXX	XXX
41. Title XIX Medicaid (d)	XXX	XXX	XXX	XXX	XXX	XXX	XXX	XXX	XXX	XXX	XXX	XXX	XXX	XXX	XXX	XXX
42. Credit A&H	XXX	XXX	XXX	XXX	XXX	XXX	XXX	XXX	XXX	XXX	XXX	XXX	XXX	XXX	XXX	XXX
43. Disability income (d)	XXX	XXX	XXX	XXX	XXX	XXX	XXX	XXX	XXX	XXX	XXX	XXX	XXX	XXX	XXX	XXX
44. Long-term care (d)	XXX	XXX	XXX	XXX	XXX	XXX	XXX	XXX	XXX	XXX	XXX	XXX	XXX	XXX	XXX	XXX
45. Other health (d)	XXX	XXX	XXX	XXX	XXX	XXX	XXX	XXX	XXX	XXX	XXX	XXX	XXX	XXX	XXX	XXX
46. Total Accident and Health	XXX	XXX	XXX	XXX	XXX	XXX	XXX	XXX	XXX	XXX	XXX	XXX	XXX	XXX	XXX	XXX
47. TOTAL																

NONE

(a) Includes Group Credit Life Insurance Loans less than or equal to 60 months at issue, prior year \$ \_\_\_\_\_, current year \$ \_\_\_\_\_. Loans greater than 60 months at issue BUT NOT GREATER THAN 120 MONTHS prior year \$ \_\_\_\_\_, current year \$ \_\_\_\_\_.

(b) Corporate Owned Life Insurance/BOLI: 1) Number of policies: \_\_\_\_\_ 2) covering number of lives: \_\_\_\_\_ 3) face amount \$ \_\_\_\_\_.

(c) Deposit-Type Contract Considerations NOT included in Total Premiums and Annuities Considerations: Individual: \$ \_\_\_\_\_ Group: \$ \_\_\_\_\_ Total: \$ \_\_\_\_\_.

(d) For health business on indicated lines report: Number of persons insured under PPO managed care products \_\_\_\_\_ and number of persons insured under indemnity only products \_\_\_\_\_.

(e) For health premiums written: amount of Medicare Title XVIII exempt from state taxes or fees \$ \_\_\_\_\_.

(f) Certain Separate Account products are included in "Other" product categories in the table(s) above:

1. Individual Life - Other includes the following amounts related to Separate Account policies: Column 1) \$ \_\_\_\_\_ Column 7) \$ \_\_\_\_\_ Column 12) \$ \_\_\_\_\_

2. Group Life - Other includes the following amounts related to Separate Account policies: Column 1) \$ \_\_\_\_\_ Column 7) \$ \_\_\_\_\_ Column 12) \$ \_\_\_\_\_

3. Individual Annuities - Other includes the following amounts related to Separate Account policies: Column 1) \$ \_\_\_\_\_ Column 7) \$ \_\_\_\_\_ Column 12) \$ \_\_\_\_\_

4. Group Annuities - Other includes the following amounts related to Separate Account policies: Column 1) \$ \_\_\_\_\_ Column 7) \$ \_\_\_\_\_ Column 12) \$ \_\_\_\_\_





ANNUAL STATEMENT FOR THE YEAR 2023 OF THE General Re Life Corporation  
**LIFE INSURANCE (STATE PAGE)<sup>(b)</sup>**

NAIC Group Code 0031

BUSINESS IN THE STATE OF North Dakota

DURING THE YEAR 2023

NAIC Company Code 86258

Line of Business	1 Premiums and Annuities Considerations	2 Other Considerations	Dividends to Policyholders/Refunds to Members				7 Total (Col. 3+4+5+6)	Claims and Benefits Paid				
			3 Paid in Cash or Left on Deposit	4 Applied to Pay Renewal Premiums	5 Applied to Provide Paid-Up Additions or Shorten the Endowment or Premium-Paying Period	6 Other		8 Death and Annuity Benefits	9 Matured Endowments	10 Surrender Values and Withdrawals for Life Contracts	11 All Other Benefits	12 Total (Sum Columns 8 through 11)
Individual Life												
1. Industrial .....												
2. Whole .....												
3. Term .....												
4. Indexed .....												
5. Universal .....												
6. Universal with secondary guarantees .....												
7. Variable .....												
8. Variable universal .....												
9. Credit .....												
10. Other .....	(f)											
11. Total Individual Life												
Group Life												
12. Whole .....												
13. Term .....												
14. Universal .....												
15. Variable .....												
16. Variable universal .....												
17. Credit .....												
18. Other .....	(f)											
19. Total Group Life												
Individual Annuities												
20. Fixed .....												
21. Indexed .....												
22. Variable with guarantees .....												
23. Variable without guarantees .....												
24. Life contingent payout .....												
25. Other .....	(f)											
26. Total Individual Annuities												
Group Annuities												
27. Fixed .....												
28. Indexed .....												
29. Variable with guarantees .....												
30. Variable without guarantees .....												
31. Life contingent payout .....												
32. Other .....	(f)											
33. Total Group Annuities												
Accident and Health												
34. Comprehensive individual .....	(d)							XXX	XXX	XXX		
35. Comprehensive group .....	(d)							XXX	XXX	XXX		
36. Medicare Supplement .....	(d)							XXX	XXX	XXX		
37. Vision only .....	(d)							XXX	XXX	XXX		
38. Dental only .....	(d)							XXX	XXX	XXX		
39. Federal Employees Health Benefits Plan .....	(d)							XXX	XXX	XXX		
40. Title XVIII Medicare .....	(d)	(e)						XXX	XXX	XXX		
41. Title XIX Medicaid .....	(d)							XXX	XXX	XXX		
42. Credit A&H .....								XXX	XXX	XXX		
43. Disability income .....	(d)							XXX	XXX	XXX		
44. Long-term care .....	(d)							XXX	XXX	XXX		
45. Other health .....	(d)							XXX	XXX	XXX		
46. Total Accident and Health								XXX	XXX	XXX		
47. Total	(c)											

**NONE**

24.ND

ANNUAL STATEMENT FOR THE YEAR 2023 OF THE General Re Life Corporation

LIFE INSURANCE (STATE PAGE) (Continued)<sup>(b)</sup>

NAIC Group Code 0031

BUSINESS IN THE STATE OF

North Dakota

DURING THE YEAR 2023

NAIC Company Code 86258

Direct Death Benefits, Matured Endowments Incurred and Annuity Benefits

Policy Exhibit

Line of Business	13 Incurred During Current Year	Claims Settled During Current Year								22 Unpaid December 31, Current Year	Issued During Year		Other Changes to In Force (Net)		In Force December 31, Current Year (b)	
		Totals Paid		Reduction by Compromise		Amount Rejected		Total Settled During Current Year			23	24	25	26	27	28
		14 Number of Pals/ Certs	15 Amount	16 Number of Pals/ Certs	17 Amount	18 Number of Pals/ Certs	19 Amount	20 Number of Pals/ Certs	21 Amount		Number of Pals/ Certs	Amount	Number of Pals/ Certs	Amount	Number of Pals/ Certs	Amount
Individual Life																
1. Industrial																
2. Whole																
3. Term																
4. Indexed																
5. Universal																
6. Universal with secondary guarantees																
7. Variable																
8. Variable universal																
9. Credit																
10. Other (f)																
11. Total Individual Life																
Group Life																
12. Whole																
13. Term																
14. Universal																
15. Variable																
16. Variable universal																
17. Credit																
18. Other (f)																
19. Total Group Life																
Individual Annuities																
20. Fixed																
21. Indexed																
22. Variable with guarantees																
23. Variable without guarantees																
24. Life contingent payout																
25. Other (f)																
26. Total Individual Annuities																
Group Annuities																
27. Fixed																
28. Indexed																
29. Variable with guarantees																
30. Variable without guarantees																
31. Life contingent payout																
32. Other (f)																
33. Total Group Annuities																
Accident and Health																
34. Comprehensive individual (d)	XXX	XXX	XXX	XXX	XXX	XXX	XXX	XXX	XXX	XXX	XXX	XXX	XXX	XXX	XXX	XXX
35. Comprehensive group (d)	XXX	XXX	XXX	XXX	XXX	XXX	XXX	XXX	XXX	XXX	XXX	XXX	XXX	XXX	XXX	XXX
36. Medicare Supplement (d)	XXX	XXX	XXX	XXX	XXX	XXX	XXX	XXX	XXX	XXX	XXX	XXX	XXX	XXX	XXX	XXX
37. Vision only (d)	XXX	XXX	XXX	XXX	XXX	XXX	XXX	XXX	XXX	XXX	XXX	XXX	XXX	XXX	XXX	XXX
38. Dental only (d)	XXX	XXX	XXX	XXX	XXX	XXX	XXX	XXX	XXX	XXX	XXX	XXX	XXX	XXX	XXX	XXX
39. Federal Employees Health Benefits Plan (d)	XXX	XXX	XXX	XXX	XXX	XXX	XXX	XXX	XXX	XXX	XXX	XXX	XXX	XXX	XXX	XXX
40. Title XVIII Medicare (d)	XXX	XXX	XXX	XXX	XXX	XXX	XXX	XXX	XXX	XXX	XXX	XXX	XXX	XXX	XXX	XXX
41. Title XIX Medicaid (d)	XXX	XXX	XXX	XXX	XXX	XXX	XXX	XXX	XXX	XXX	XXX	XXX	XXX	XXX	XXX	XXX
42. Credit A&H	XXX	XXX	XXX	XXX	XXX	XXX	XXX	XXX	XXX	XXX	XXX	XXX	XXX	XXX	XXX	XXX
43. Disability income (d)	XXX	XXX	XXX	XXX	XXX	XXX	XXX	XXX	XXX	XXX	XXX	XXX	XXX	XXX	XXX	XXX
44. Long-term care (d)	XXX	XXX	XXX	XXX	XXX	XXX	XXX	XXX	XXX	XXX	XXX	XXX	XXX	XXX	XXX	XXX
45. Other health (d)	XXX	XXX	XXX	XXX	XXX	XXX	XXX	XXX	XXX	XXX	XXX	XXX	XXX	XXX	XXX	XXX
46. Total Accident and Health	XXX	XXX	XXX	XXX	XXX	XXX	XXX	XXX	XXX	XXX	XXX	XXX	XXX	XXX	XXX	XXX
47. TOTAL																

NONE

(a) Includes Group Credit Life Insurance Loans less than or equal to 60 months at issue, prior year \$ \_\_\_\_\_, current year \$ \_\_\_\_\_. Loans greater than 60 months at issue BUT NOT GREATER THAN 120 MONTHS prior year \$ \_\_\_\_\_, current year \$ \_\_\_\_\_.

(b) Corporate Owned Life Insurance/BOLI: 1) Number of policies: \_\_\_\_\_ 2) covering number of lives: \_\_\_\_\_ 3) face amount \$ \_\_\_\_\_.

(c) Deposit-Type Contract Considerations NOT included in Total Premiums and Annuities Considerations: Individual: \$ \_\_\_\_\_ Group: \$ \_\_\_\_\_ Total: \$ \_\_\_\_\_.

(d) For health business on indicated lines report: Number of persons insured under PPO managed care products \_\_\_\_\_ and number of persons insured under indemnity only products \_\_\_\_\_.

(e) For health premiums written: amount of Medicare Title XVIII exempt from state taxes or fees \$ \_\_\_\_\_.

(f) Certain Separate Account products are included in "Other" product categories in the table(s) above:

1. Individual Life - Other includes the following amounts related to Separate Account policies: Column 1) \$ \_\_\_\_\_ Column 7) \$ \_\_\_\_\_ Column 12) \$ \_\_\_\_\_

2. Group Life - Other includes the following amounts related to Separate Account policies: Column 1) \$ \_\_\_\_\_ Column 7) \$ \_\_\_\_\_ Column 12) \$ \_\_\_\_\_

3. Individual Annuities - Other includes the following amounts related to Separate Account policies: Column 1) \$ \_\_\_\_\_ Column 7) \$ \_\_\_\_\_ Column 12) \$ \_\_\_\_\_

4. Group Annuities - Other includes the following amounts related to Separate Account policies: Column 1) \$ \_\_\_\_\_ Column 7) \$ \_\_\_\_\_ Column 12) \$ \_\_\_\_\_

24.1.ND



ANNUAL STATEMENT FOR THE YEAR 2023 OF THE General Re Life Corporation  
**LIFE INSURANCE (STATE PAGE)<sup>(b)</sup>**

NAIC Group Code 0031

BUSINESS IN THE STATE OF Ohio

DURING THE YEAR 2023

NAIC Company Code 86258

Line of Business	1 Premiums and Annuities Considerations	2 Other Considerations	Dividends to Policyholders/Refunds to Members				7 Total (Col. 3+4+5+6)	Claims and Benefits Paid				
			3 Paid in Cash or Left on Deposit	4 Applied to Pay Renewal Premiums	5 Applied to Provide Paid-Up Additions or Shorten the Endowment or Premium-Paying Period	6 Other		8 Death and Annuity Benefits	9 Matured Endowments	10 Surrender Values and Withdrawals for Life Contracts	11 All Other Benefits	12 Total (Sum Columns 8 through 11)
Individual Life												
1. Industrial .....												
2. Whole .....												
3. Term .....												
4. Indexed .....												
5. Universal .....												
6. Universal with secondary guarantees .....												
7. Variable .....												
8. Variable universal .....												
9. Credit .....												
10. Other .....	(f)											
11. Total Individual Life												
Group Life												
12. Whole .....												
13. Term .....												
14. Universal .....												
15. Variable .....												
16. Variable universal .....												
17. Credit .....												
18. Other .....	(f)											
19. Total Group Life												
Individual Annuities												
20. Fixed .....												
21. Indexed .....												
22. Variable with guarantees .....												
23. Variable without guarantees .....												
24. Life contingent payout .....												
25. Other .....	(f)											
26. Total Individual Annuities												
Group Annuities												
27. Fixed .....												
28. Indexed .....												
29. Variable with guarantees .....												
30. Variable without guarantees .....												
31. Life contingent payout .....												
32. Other .....	(f)											
33. Total Group Annuities												
Accident and Health												
34. Comprehensive individual .....	(d)							XXX	XXX	XXX		
35. Comprehensive group .....	(d)							XXX	XXX	XXX		
36. Medicare Supplement .....	(d)							XXX	XXX	XXX		
37. Vision only .....	(d)							XXX	XXX	XXX		
38. Dental only .....	(d)							XXX	XXX	XXX		
39. Federal Employees Health Benefits Plan .....	(d)							XXX	XXX	XXX		
40. Title XVIII Medicare .....	(d)	(e)						XXX	XXX	XXX		
41. Title XIX Medicaid .....	(d)							XXX	XXX	XXX		
42. Credit A&H .....								XXX	XXX	XXX		
43. Disability income .....	(d)							XXX	XXX	XXX		
44. Long-term care .....	(d)							XXX	XXX	XXX		
45. Other health .....	(d)							XXX	XXX	XXX		
46. Total Accident and Health								XXX	XXX	XXX		
47. Total	(c)											

**NONE**

24.0H

ANNUAL STATEMENT FOR THE YEAR 2023 OF THE General Re Life Corporation

LIFE INSURANCE (STATE PAGE) (Continued)<sup>(b)</sup>

NAIC Group Code 0031

BUSINESS IN THE STATE OF Ohio

DURING THE YEAR 2023

NAIC Company Code 86258

Line of Business	13 Incurred During Current Year	13 Direct Death Benefits, Matured Endowments Incurred and Annuity Benefits Claims Settled During Current Year								22 Unpaid December 31, Current Year	22 Issued During Year		22 Other Changes to In Force (Net)		22 In Force December 31, Current Year (b)	
		Totals Paid		Reduction by Compromise		Amount Rejected		Total Settled During Current Year			23	24	25	26	27	28
		14 Number of Pols/ Certs	15 Amount	16 Number of Pols/ Certs	17 Amount	18 Number of Pols/ Certs	19 Amount	20 Number of Pols/ Certs	21 Amount		Number of Pols/ Certs	Amount	Number of Pols/ Certs	Amount	Number of Pols/ Certs	Amount
Individual Life																
1. Industrial																
2. Whole																
3. Term																
4. Indexed																
5. Universal																
6. Universal with secondary guarantees																
7. Variable																
8. Variable universal																
9. Credit																
10. Other (f)																
11. Total Individual Life																
Group Life																
12. Whole																
13. Term																
14. Universal																
15. Variable																
16. Variable universal																
17. Credit																
18. Other (f)																
19. Total Group Life																
Individual Annuities																
20. Fixed																
21. Indexed																
22. Variable with guarantees																
23. Variable without guarantees																
24. Life contingent payout																
25. Other (f)																
26. Total Individual Annuities																
Group Annuities																
27. Fixed																
28. Indexed																
29. Variable with guarantees																
30. Variable without guarantees																
31. Life contingent payout																
32. Other (f)																
33. Total Group Annuities																
Accident and Health																
34. Comprehensive individual (d)	XXX	XXX	XXX	XXX	XXX	XXX	XXX	XXX	XXX	XXX	XXX	XXX	XXX	XXX	XXX	
35. Comprehensive group (d)	XXX	XXX	XXX	XXX	XXX	XXX	XXX	XXX	XXX	XXX	XXX	XXX	XXX	XXX	XXX	
36. Medicare Supplement (d)	XXX	XXX	XXX	XXX	XXX	XXX	XXX	XXX	XXX	XXX	XXX	XXX	XXX	XXX	XXX	
37. Vision only (d)	XXX	XXX	XXX	XXX	XXX	XXX	XXX	XXX	XXX	XXX	XXX	XXX	XXX	XXX	XXX	
38. Dental only (d)	XXX	XXX	XXX	XXX	XXX	XXX	XXX	XXX	XXX	XXX	XXX	XXX	XXX	XXX	XXX	
39. Federal Employees Health Benefits Plan (d)	XXX	XXX	XXX	XXX	XXX	XXX	XXX	XXX	XXX	XXX	XXX	XXX	XXX	XXX	XXX	
40. Title XVIII Medicare (d)	XXX	XXX	XXX	XXX	XXX	XXX	XXX	XXX	XXX	XXX	XXX	XXX	XXX	XXX	XXX	
41. Title XIX Medicaid (d)	XXX	XXX	XXX	XXX	XXX	XXX	XXX	XXX	XXX	XXX	XXX	XXX	XXX	XXX	XXX	
42. Credit A&H	XXX	XXX	XXX	XXX	XXX	XXX	XXX	XXX	XXX	XXX	XXX	XXX	XXX	XXX	XXX	
43. Disability income (d)	XXX	XXX	XXX	XXX	XXX	XXX	XXX	XXX	XXX	XXX	XXX	XXX	XXX	XXX	XXX	
44. Long-term care (d)	XXX	XXX	XXX	XXX	XXX	XXX	XXX	XXX	XXX	XXX	XXX	XXX	XXX	XXX	XXX	
45. Other health (d)	XXX	XXX	XXX	XXX	XXX	XXX	XXX	XXX	XXX	XXX	XXX	XXX	XXX	XXX	XXX	
46. Total Accident and Health	XXX	XXX	XXX	XXX	XXX	XXX	XXX	XXX	XXX	XXX	XXX	XXX	XXX	XXX	XXX	
47. TOTAL																

NONE

(a) Includes Group Credit Life Insurance Loans less than or equal to 60 months at issue, prior year \$ \_\_\_\_\_, current year \$ \_\_\_\_\_. Loans greater than 60 months at issue BUT NOT GREATER THAN 120 MONTHS prior year \$ \_\_\_\_\_, current year \$ \_\_\_\_\_.

(b) Corporate Owned Life Insurance/BOLI: 1) Number of policies: \_\_\_\_\_ 2) covering number of lives: \_\_\_\_\_ 3) face amount \$ \_\_\_\_\_.

(c) Deposit-Type Contract Considerations NOT included in Total Premiums and Annuities Considerations: Individual: \$ \_\_\_\_\_ Group: \$ \_\_\_\_\_ Total: \$ \_\_\_\_\_.

(d) For health business on indicated lines report: Number of persons insured under PPO managed care products \_\_\_\_\_ and number of persons insured under indemnity only products \_\_\_\_\_.

(e) For health premiums written: amount of Medicare Title XVIII exempt from state taxes or fees \$ \_\_\_\_\_.

(f) Certain Separate Account products are included in "Other" product categories in the table(s) above:

1. Individual Life - Other includes the following amounts related to Separate Account policies: Column 1) \$ \_\_\_\_\_ Column 7) \$ \_\_\_\_\_ Column 12) \$ \_\_\_\_\_

2. Group Life - Other includes the following amounts related to Separate Account policies: Column 1) \$ \_\_\_\_\_ Column 7) \$ \_\_\_\_\_ Column 12) \$ \_\_\_\_\_

3. Individual Annuities - Other includes the following amounts related to Separate Account policies: Column 1) \$ \_\_\_\_\_ Column 7) \$ \_\_\_\_\_ Column 12) \$ \_\_\_\_\_

4. Group Annuities - Other includes the following amounts related to Separate Account policies: Column 1) \$ \_\_\_\_\_ Column 7) \$ \_\_\_\_\_ Column 12) \$ \_\_\_\_\_

24.1 OH



ANNUAL STATEMENT FOR THE YEAR 2023 OF THE General Re Life Corporation  
**LIFE INSURANCE (STATE PAGE)<sup>(b)</sup>**

NAIC Group Code 0031

BUSINESS IN THE STATE OF Oklahoma

DURING THE YEAR 2023

NAIC Company Code 86258

Line of Business	1 Premiums and Annuities Considerations	2 Other Considerations	Dividends to Policyholders/Refunds to Members				7 Total (Col. 3+4+5+6)	Claims and Benefits Paid				
			3 Paid in Cash or Left on Deposit	4 Applied to Pay Renewal Premiums	5 Applied to Provide Paid-Up Additions or Shorten the Endowment or Premium-Paying Period	6 Other		8 Death and Annuity Benefits	9 Matured Endowments	10 Surrender Values and Withdrawals for Life Contracts	11 All Other Benefits	12 Total (Sum Columns 8 through 11)
Individual Life												
1. Industrial .....												
2. Whole .....												
3. Term .....												
4. Indexed .....												
5. Universal .....												
6. Universal with secondary guarantees .....												
7. Variable .....												
8. Variable universal .....												
9. Credit .....												
10. Other .....	(f)											
11. Total Individual Life												
Group Life												
12. Whole .....												
13. Term .....												
14. Universal .....												
15. Variable .....												
16. Variable universal .....												
17. Credit .....												
18. Other .....	(f)											
19. Total Group Life												
Individual Annuities												
20. Fixed .....												
21. Indexed .....												
22. Variable with guarantees .....												
23. Variable without guarantees .....												
24. Life contingent payout .....												
25. Other .....	(f)											
26. Total Individual Annuities												
Group Annuities												
27. Fixed .....												
28. Indexed .....												
29. Variable with guarantees .....												
30. Variable without guarantees .....												
31. Life contingent payout .....												
32. Other .....	(f)											
33. Total Group Annuities												
Accident and Health												
34. Comprehensive individual .....	(d)							XXX	XXX	XXX		
35. Comprehensive group .....	(d)							XXX	XXX	XXX		
36. Medicare Supplement .....	(d)							XXX	XXX	XXX		
37. Vision only .....	(d)							XXX	XXX	XXX		
38. Dental only .....	(d)							XXX	XXX	XXX		
39. Federal Employees Health Benefits Plan .....	(d)							XXX	XXX	XXX		
40. Title XVIII Medicare .....	(d)	(e)						XXX	XXX	XXX		
41. Title XIX Medicaid .....	(d)							XXX	XXX	XXX		
42. Credit A&H .....								XXX	XXX	XXX		
43. Disability income .....	(d)							XXX	XXX	XXX		
44. Long-term care .....	(d)							XXX	XXX	XXX		
45. Other health .....	(d)							XXX	XXX	XXX		
46. Total Accident and Health								XXX	XXX	XXX		
47. Total	(c)											

**NONE**

24 OK

ANNUAL STATEMENT FOR THE YEAR 2023 OF THE General Re Life Corporation

LIFE INSURANCE (STATE PAGE) (Continued)<sup>(b)</sup>

NAIC Group Code 0031

BUSINESS IN THE STATE OF

Oklahoma

DURING THE YEAR 2023

NAIC Company Code 86258

Line of Business	13 Incurred During Current Year	13 Direct Death Benefits, Matured Endowments Incurred and Annuity Benefits Claims Settled During Current Year								22 Unpaid December 31, Current Year	22 Issued During Year		22 Other Changes to In Force (Net)		22 In Force December 31, Current Year (b)	
		Totals Paid		Reduction by Compromise		Amount Rejected		Total Settled During Current Year			23	24	25	26	27	28
		14 Number of Pols/ Certs	15 Amount	16 Number of Pols/ Certs	17 Amount	18 Number of Pols/ Certs	19 Amount	20 Number of Pols/ Certs	21 Amount		Number of Pols/ Certs	Amount	Number of Pols/ Certs	Amount	Number of Pols/ Certs	Amount
Individual Life																
1. Industrial																
2. Whole																
3. Term																
4. Indexed																
5. Universal																
6. Universal with secondary guarantees																
7. Variable																
8. Variable universal																
9. Credit																
10. Other (f)																
11. Total Individual Life																
Group Life																
12. Whole																
13. Term																
14. Universal																
15. Variable																
16. Variable universal																
17. Credit																
18. Other (f)																
19. Total Group Life																
Individual Annuities																
20. Fixed																
21. Indexed																
22. Variable with guarantees																
23. Variable without guarantees																
24. Life contingent payout																
25. Other (f)																
26. Total Individual Annuities																
Group Annuities																
27. Fixed																
28. Indexed																
29. Variable with guarantees																
30. Variable without guarantees																
31. Life contingent payout																
32. Other (f)																
33. Total Group Annuities																
Accident and Health																
34. Comprehensive individual (d)	XXX	XXX	XXX	XXX	XXX	XXX	XXX	XXX	XXX	XXX	XXX	XXX	XXX	XXX	XXX	
35. Comprehensive group (d)	XXX	XXX	XXX	XXX	XXX	XXX	XXX	XXX	XXX	XXX	XXX	XXX	XXX	XXX	XXX	
36. Medicare Supplement (d)	XXX	XXX	XXX	XXX	XXX	XXX	XXX	XXX	XXX	XXX	XXX	XXX	XXX	XXX	XXX	
37. Vision only (d)	XXX	XXX	XXX	XXX	XXX	XXX	XXX	XXX	XXX	XXX	XXX	XXX	XXX	XXX	XXX	
38. Dental only (d)	XXX	XXX	XXX	XXX	XXX	XXX	XXX	XXX	XXX	XXX	XXX	XXX	XXX	XXX	XXX	
39. Federal Employees Health Benefits Plan (d)	XXX	XXX	XXX	XXX	XXX	XXX	XXX	XXX	XXX	XXX	XXX	XXX	XXX	XXX	XXX	
40. Title XVIII Medicare (d)	XXX	XXX	XXX	XXX	XXX	XXX	XXX	XXX	XXX	XXX	XXX	XXX	XXX	XXX	XXX	
41. Title XIX Medicaid (d)	XXX	XXX	XXX	XXX	XXX	XXX	XXX	XXX	XXX	XXX	XXX	XXX	XXX	XXX	XXX	
42. Credit A&H	XXX	XXX	XXX	XXX	XXX	XXX	XXX	XXX	XXX	XXX	XXX	XXX	XXX	XXX	XXX	
43. Disability income (d)	XXX	XXX	XXX	XXX	XXX	XXX	XXX	XXX	XXX	XXX	XXX	XXX	XXX	XXX	XXX	
44. Long-term care (d)	XXX	XXX	XXX	XXX	XXX	XXX	XXX	XXX	XXX	XXX	XXX	XXX	XXX	XXX	XXX	
45. Other health (d)	XXX	XXX	XXX	XXX	XXX	XXX	XXX	XXX	XXX	XXX	XXX	XXX	XXX	XXX	XXX	
46. Total Accident and Health	XXX	XXX	XXX	XXX	XXX	XXX	XXX	XXX	XXX	XXX	XXX	XXX	XXX	XXX	XXX	
47. TOTAL																

NONE

(a) Includes Group Credit Life Insurance Loans less than or equal to 60 months at issue, prior year \$ \_\_\_\_\_, current year \$ \_\_\_\_\_. Loans greater than 60 months at issue BUT NOT GREATER THAN 120 MONTHS prior year \$ \_\_\_\_\_, current year \$ \_\_\_\_\_.

(b) Corporate Owned Life Insurance/BOLI: 1) Number of policies: \_\_\_\_\_ 2) covering number of lives: \_\_\_\_\_ 3) face amount \$ \_\_\_\_\_.

(c) Deposit-Type Contract Considerations NOT included in Total Premiums and Annuities Considerations: Individual: \$ \_\_\_\_\_ Group: \$ \_\_\_\_\_ Total: \$ \_\_\_\_\_.

(d) For health business on indicated lines report: Number of persons insured under PPO managed care products \_\_\_\_\_ and number of persons insured under indemnity only products \_\_\_\_\_.

(e) For health premiums written: amount of Medicare Title XVIII exempt from state taxes or fees \$ \_\_\_\_\_.

(f) Certain Separate Account products are included in "Other" product categories in the table(s) above:

1. Individual Life - Other includes the following amounts related to Separate Account policies: Column 1) \$ \_\_\_\_\_ Column 7) \$ \_\_\_\_\_ Column 12) \$ \_\_\_\_\_

2. Group Life - Other includes the following amounts related to Separate Account policies: Column 1) \$ \_\_\_\_\_ Column 7) \$ \_\_\_\_\_ Column 12) \$ \_\_\_\_\_

3. Individual Annuities - Other includes the following amounts related to Separate Account policies: Column 1) \$ \_\_\_\_\_ Column 7) \$ \_\_\_\_\_ Column 12) \$ \_\_\_\_\_

4. Group Annuities - Other includes the following amounts related to Separate Account policies: Column 1) \$ \_\_\_\_\_ Column 7) \$ \_\_\_\_\_ Column 12) \$ \_\_\_\_\_

24.1 OK



ANNUAL STATEMENT FOR THE YEAR 2023 OF THE General Re Life Corporation  
**LIFE INSURANCE (STATE PAGE)<sup>(b)</sup>**

NAIC Group Code 0031

BUSINESS IN THE STATE OF Oregon

DURING THE YEAR 2023

NAIC Company Code 86258

Line of Business	1 Premiums and Annuities Considerations	2 Other Considerations	Dividends to Policyholders/Refunds to Members				7 Total (Col. 3+4+5+6)	Claims and Benefits Paid				
			3 Paid in Cash or Left on Deposit	4 Applied to Pay Renewal Premiums	5 Applied to Provide Paid-Up Additions or Shorten the Endowment or Premium-Paying Period	6 Other		8 Death and Annuity Benefits	9 Matured Endowments	10 Surrender Values and Withdrawals for Life Contracts	11 All Other Benefits	12 Total (Sum Columns 8 through 11)
Individual Life												
1. Industrial .....												
2. Whole .....												
3. Term .....												
4. Indexed .....												
5. Universal .....												
6. Universal with secondary guarantees .....												
7. Variable .....												
8. Variable universal .....												
9. Credit .....												
10. Other .....	(f)											
11. Total Individual Life												
Group Life												
12. Whole .....												
13. Term .....												
14. Universal .....												
15. Variable .....												
16. Variable universal .....												
17. Credit .....												
18. Other .....	(f)											
19. Total Group Life												
Individual Annuities												
20. Fixed .....												
21. Indexed .....												
22. Variable with guarantees .....												
23. Variable without guarantees .....												
24. Life contingent payout .....												
25. Other .....	(f)											
26. Total Individual Annuities												
Group Annuities												
27. Fixed .....												
28. Indexed .....												
29. Variable with guarantees .....												
30. Variable without guarantees .....												
31. Life contingent payout .....												
32. Other .....	(f)											
33. Total Group Annuities												
Accident and Health												
34. Comprehensive individual .....	(d)							XXX	XXX	XXX		
35. Comprehensive group .....	(d)							XXX	XXX	XXX		
36. Medicare Supplement .....	(d)							XXX	XXX	XXX		
37. Vision only .....	(d)							XXX	XXX	XXX		
38. Dental only .....	(d)							XXX	XXX	XXX		
39. Federal Employees Health Benefits Plan .....	(d)							XXX	XXX	XXX		
40. Title XVIII Medicare .....	(d)	(e)						XXX	XXX	XXX		
41. Title XIX Medicaid .....	(d)							XXX	XXX	XXX		
42. Credit A&H .....								XXX	XXX	XXX		
43. Disability income .....	(d)							XXX	XXX	XXX		
44. Long-term care .....	(d)							XXX	XXX	XXX		
45. Other health .....	(d)							XXX	XXX	XXX		
46. Total Accident and Health								XXX	XXX	XXX		
47. Total	(c)											

**NONE**

24 OR

ANNUAL STATEMENT FOR THE YEAR 2023 OF THE General Re Life Corporation

LIFE INSURANCE (STATE PAGE) (Continued)<sup>(b)</sup>

NAIC Group Code 0031

BUSINESS IN THE STATE OF Oregon

DURING THE YEAR 2023

NAIC Company Code 86258

Line of Business	13 Incurred During Current Year	13 Claims Settled During Current Year								22 Unpaid December 31, Current Year	22 Issued During Year		22 Other Changes to In Force (Net)		22 In Force December 31, Current Year (b)	
		Totals Paid		Reduction by Compromise		Amount Rejected		Total Settled During Current Year			23	24	25	26	27	28
		14 Number of Pals/ Certs	15 Amount	16 Number of Pals/ Certs	17 Amount	18 Number of Pals/ Certs	19 Amount	20 Number of Pals/ Certs	21 Amount		Number of Pals/ Certs	Amount	Number of Pals/ Certs	Amount	Number of Pals/ Certs	Amount
Individual Life																
1. Industrial																
2. Whole																
3. Term																
4. Indexed																
5. Universal																
6. Universal with secondary guarantees																
7. Variable																
8. Variable universal																
9. Credit																
10. Other (f)																
11. Total Individual Life																
Group Life																
12. Whole																
13. Term																
14. Universal																
15. Variable																
16. Variable universal																
17. Credit																
18. Other (f)																
19. Total Group Life																
Individual Annuities																
20. Fixed																
21. Indexed																
22. Variable with guarantees																
23. Variable without guarantees																
24. Life contingent payout																
25. Other (f)																
26. Total Individual Annuities																
Group Annuities																
27. Fixed																
28. Indexed																
29. Variable with guarantees																
30. Variable without guarantees																
31. Life contingent payout																
32. Other (f)																
33. Total Group Annuities																
Accident and Health																
34. Comprehensive individual (d)	XXX	XXX	XXX	XXX	XXX	XXX	XXX	XXX	XXX	XXX	XXX	XXX	XXX	XXX	XXX	
35. Comprehensive group (d)	XXX	XXX	XXX	XXX	XXX	XXX	XXX	XXX	XXX	XXX	XXX	XXX	XXX	XXX	XXX	
36. Medicare Supplement (d)	XXX	XXX	XXX	XXX	XXX	XXX	XXX	XXX	XXX	XXX	XXX	XXX	XXX	XXX	XXX	
37. Vision only (d)	XXX	XXX	XXX	XXX	XXX	XXX	XXX	XXX	XXX	XXX	XXX	XXX	XXX	XXX	XXX	
38. Dental only (d)	XXX	XXX	XXX	XXX	XXX	XXX	XXX	XXX	XXX	XXX	XXX	XXX	XXX	XXX	XXX	
39. Federal Employees Health Benefits Plan (d)	XXX	XXX	XXX	XXX	XXX	XXX	XXX	XXX	XXX	XXX	XXX	XXX	XXX	XXX	XXX	
40. Title XVIII Medicare (d)	XXX	XXX	XXX	XXX	XXX	XXX	XXX	XXX	XXX	XXX	XXX	XXX	XXX	XXX	XXX	
41. Title XIX Medicaid (d)	XXX	XXX	XXX	XXX	XXX	XXX	XXX	XXX	XXX	XXX	XXX	XXX	XXX	XXX	XXX	
42. Credit A&H	XXX	XXX	XXX	XXX	XXX	XXX	XXX	XXX	XXX	XXX	XXX	XXX	XXX	XXX	XXX	
43. Disability income (d)	XXX	XXX	XXX	XXX	XXX	XXX	XXX	XXX	XXX	XXX	XXX	XXX	XXX	XXX	XXX	
44. Long-term care (d)	XXX	XXX	XXX	XXX	XXX	XXX	XXX	XXX	XXX	XXX	XXX	XXX	XXX	XXX	XXX	
45. Other health (d)	XXX	XXX	XXX	XXX	XXX	XXX	XXX	XXX	XXX	XXX	XXX	XXX	XXX	XXX	XXX	
46. Total Accident and Health	XXX	XXX	XXX	XXX	XXX	XXX	XXX	XXX	XXX	XXX	XXX	XXX	XXX	XXX	XXX	
47. TOTAL																

NONE

(a) Includes Group Credit Life Insurance Loans less than or equal to 60 months at issue, prior year \$ \_\_\_\_\_, current year \$ \_\_\_\_\_. Loans greater than 60 months at issue BUT NOT GREATER THAN 120 MONTHS prior year \$ \_\_\_\_\_, current year \$ \_\_\_\_\_.

(b) Corporate Owned Life Insurance/BOLI: 1) Number of policies: \_\_\_\_\_ 2) covering number of lives: \_\_\_\_\_ 3) face amount \$ \_\_\_\_\_.

(c) Deposit-Type Contract Considerations NOT included in Total Premiums and Annuities Considerations: Individual: \$ \_\_\_\_\_ Group: \$ \_\_\_\_\_ Total: \$ \_\_\_\_\_.

(d) For health business on indicated lines report: Number of persons insured under PPO managed care products \_\_\_\_\_ and number of persons insured under indemnity only products \_\_\_\_\_.

(e) For health premiums written: amount of Medicare Title XVIII exempt from state taxes or fees \$ \_\_\_\_\_.

(f) Certain Separate Account products are included in "Other" product categories in the table(s) above:

1. Individual Life - Other includes the following amounts related to Separate Account policies: Column 1) \$ \_\_\_\_\_ Column 7) \$ \_\_\_\_\_ Column 12) \$ \_\_\_\_\_

2. Group Life - Other includes the following amounts related to Separate Account policies: Column 1) \$ \_\_\_\_\_ Column 7) \$ \_\_\_\_\_ Column 12) \$ \_\_\_\_\_

3. Individual Annuities - Other includes the following amounts related to Separate Account policies: Column 1) \$ \_\_\_\_\_ Column 7) \$ \_\_\_\_\_ Column 12) \$ \_\_\_\_\_

4. Group Annuities - Other includes the following amounts related to Separate Account policies: Column 1) \$ \_\_\_\_\_ Column 7) \$ \_\_\_\_\_ Column 12) \$ \_\_\_\_\_

24.1 OR





ANNUAL STATEMENT FOR THE YEAR 2023 OF THE General Re Life Corporation  
**LIFE INSURANCE (STATE PAGE)<sup>(b)</sup>**

NAIC Group Code 0031

BUSINESS IN THE STATE OF Pennsylvania

DURING THE YEAR 2023

NAIC Company Code 86258

Line of Business	1 Premiums and Annuities Considerations	2 Other Considerations	Dividends to Policyholders/Refunds to Members				7 Total (Col. 3+4+5+6)	Claims and Benefits Paid				
			3 Paid in Cash or Left on Deposit	4 Applied to Pay Renewal Premiums	5 Applied to Provide Paid-Up Additions or Shorten the Endowment or Premium-Paying Period	6 Other		8 Death and Annuity Benefits	9 Matured Endowments	10 Surrender Values and Withdrawals for Life Contracts	11 All Other Benefits	12 Total (Sum Columns 8 through 11)
Individual Life												
1. Industrial .....												
2. Whole .....												
3. Term .....												
4. Indexed .....												
5. Universal .....												
6. Universal with secondary guarantees .....												
7. Variable .....												
8. Variable universal .....												
9. Credit .....												
10. Other .....	(f)											
11. Total Individual Life												
Group Life												
12. Whole .....												
13. Term .....												
14. Universal .....												
15. Variable .....												
16. Variable universal .....												
17. Credit .....												
18. Other .....	(f)											
19. Total Group Life												
Individual Annuities												
20. Fixed .....												
21. Indexed .....												
22. Variable with guarantees .....												
23. Variable without guarantees .....												
24. Life contingent payout .....												
25. Other .....	(f)											
26. Total Individual Annuities												
Group Annuities												
27. Fixed .....												
28. Indexed .....												
29. Variable with guarantees .....												
30. Variable without guarantees .....												
31. Life contingent payout .....												
32. Other .....	(f)											
33. Total Group Annuities												
Accident and Health												
34. Comprehensive individual .....	(d)							XXX	XXX	XXX		
35. Comprehensive group .....	(d)							XXX	XXX	XXX		
36. Medicare Supplement .....	(d)							XXX	XXX	XXX		
37. Vision only .....	(d)							XXX	XXX	XXX		
38. Dental only .....	(d)							XXX	XXX	XXX		
39. Federal Employees Health Benefits Plan .....	(d)							XXX	XXX	XXX		
40. Title XVIII Medicare .....	(d)	(e)						XXX	XXX	XXX		
41. Title XIX Medicaid .....	(d)							XXX	XXX	XXX		
42. Credit A&H .....								XXX	XXX	XXX		
43. Disability income .....	(d)							XXX	XXX	XXX		
44. Long-term care .....	(d)							XXX	XXX	XXX		
45. Other health .....	(d)							XXX	XXX	XXX		
46. Total Accident and Health								XXX	XXX	XXX		
47. Total	(c)											

**NONE**

ANNUAL STATEMENT FOR THE YEAR 2023 OF THE General Re Life Corporation

LIFE INSURANCE (STATE PAGE) (Continued)<sup>(b)</sup>

NAIC Group Code 0031

BUSINESS IN THE STATE OF

Pennsylvania

DURING THE YEAR 2023

NAIC Company Code 86258

Line of Business	13 Incurred During Current Year	13 Direct Death Benefits, Matured Endowments Incurred and Annuity Benefits Claims Settled During Current Year								22 Unpaid December 31, Current Year	22 Issued During Year		22 Other Changes to In Force (Net)		22 In Force December 31, Current Year (b)	
		Totals Paid		Reduction by Compromise		Amount Rejected		Total Settled During Current Year			23 Number of Pols/ Certs	24 Amount	25 Number of Pols/ Certs	26 Amount	27 Number of Pols/ Certs	28 Amount
		14 Number of Pols/ Certs	15 Amount	16 Number of Pols/ Certs	17 Amount	18 Number of Pols/ Certs	19 Amount	20 Number of Pols/ Certs	21 Amount							
Individual Life																
1. Industrial																
2. Whole																
3. Term																
4. Indexed																
5. Universal																
6. Universal with secondary guarantees																
7. Variable																
8. Variable universal																
9. Credit																
10. Other (f)																
11. Total Individual Life																
Group Life																
12. Whole																
13. Term																
14. Universal																
15. Variable																
16. Variable universal																
17. Credit																
18. Other (f)																
19. Total Group Life																
Individual Annuities																
20. Fixed																
21. Indexed																
22. Variable with guarantees																
23. Variable without guarantees																
24. Life contingent payout																
25. Other (f)																
26. Total Individual Annuities																
Group Annuities																
27. Fixed																
28. Indexed																
29. Variable with guarantees																
30. Variable without guarantees																
31. Life contingent payout																
32. Other (f)																
33. Total Group Annuities																
Accident and Health																
34. Comprehensive individual (d)	XXX	XXX	XXX	XXX	XXX	XXX	XXX	XXX	XXX	XXX	XXX	XXX	XXX	XXX	XXX	
35. Comprehensive group (d)	XXX	XXX	XXX	XXX	XXX	XXX	XXX	XXX	XXX	XXX	XXX	XXX	XXX	XXX	XXX	
36. Medicare Supplement (d)	XXX	XXX	XXX	XXX	XXX	XXX	XXX	XXX	XXX	XXX	XXX	XXX	XXX	XXX	XXX	
37. Vision only (d)	XXX	XXX	XXX	XXX	XXX	XXX	XXX	XXX	XXX	XXX	XXX	XXX	XXX	XXX	XXX	
38. Dental only (d)	XXX	XXX	XXX	XXX	XXX	XXX	XXX	XXX	XXX	XXX	XXX	XXX	XXX	XXX	XXX	
39. Federal Employees Health Benefits Plan (d)	XXX	XXX	XXX	XXX	XXX	XXX	XXX	XXX	XXX	XXX	XXX	XXX	XXX	XXX	XXX	
40. Title XVIII Medicare (d)	XXX	XXX	XXX	XXX	XXX	XXX	XXX	XXX	XXX	XXX	XXX	XXX	XXX	XXX	XXX	
41. Title XIX Medicaid (d)	XXX	XXX	XXX	XXX	XXX	XXX	XXX	XXX	XXX	XXX	XXX	XXX	XXX	XXX	XXX	
42. Credit A&H	XXX	XXX	XXX	XXX	XXX	XXX	XXX	XXX	XXX	XXX	XXX	XXX	XXX	XXX	XXX	
43. Disability income (d)	XXX	XXX	XXX	XXX	XXX	XXX	XXX	XXX	XXX	XXX	XXX	XXX	XXX	XXX	XXX	
44. Long-term care (d)	XXX	XXX	XXX	XXX	XXX	XXX	XXX	XXX	XXX	XXX	XXX	XXX	XXX	XXX	XXX	
45. Other health (d)	XXX	XXX	XXX	XXX	XXX	XXX	XXX	XXX	XXX	XXX	XXX	XXX	XXX	XXX	XXX	
46. Total Accident and Health	XXX	XXX	XXX	XXX	XXX	XXX	XXX	XXX	XXX	XXX	XXX	XXX	XXX	XXX	XXX	
47. TOTAL																

NONE

(a) Includes Group Credit Life Insurance Loans less than or equal to 60 months at issue, prior year \$ \_\_\_\_\_, current year \$ \_\_\_\_\_. Loans greater than 60 months at issue BUT NOT GREATER THAN 120 MONTHS prior year \$ \_\_\_\_\_, current year \$ \_\_\_\_\_.

(b) Corporate Owned Life Insurance/BOLI: 1) Number of policies: \_\_\_\_\_ 2) covering number of lives: \_\_\_\_\_ 3) face amount \$ \_\_\_\_\_.

(c) Deposit-Type Contract Considerations NOT included in Total Premiums and Annuities Considerations: Individual: \$ \_\_\_\_\_ Group: \$ \_\_\_\_\_ Total: \$ \_\_\_\_\_.

(d) For health business on indicated lines report: Number of persons insured under PPO managed care products \_\_\_\_\_ and number of persons insured under indemnity only products \_\_\_\_\_.

(e) For health premiums written: amount of Medicare Title XVIII exempt from state taxes or fees \$ \_\_\_\_\_.

(f) Certain Separate Account products are included in "Other" product categories in the table(s) above:

1. Individual Life - Other includes the following amounts related to Separate Account policies: Column 1) \$ \_\_\_\_\_ Column 7) \$ \_\_\_\_\_ Column 12) \$ \_\_\_\_\_

2. Group Life - Other includes the following amounts related to Separate Account policies: Column 1) \$ \_\_\_\_\_ Column 7) \$ \_\_\_\_\_ Column 12) \$ \_\_\_\_\_

3. Individual Annuities - Other includes the following amounts related to Separate Account policies: Column 1) \$ \_\_\_\_\_ Column 7) \$ \_\_\_\_\_ Column 12) \$ \_\_\_\_\_

4. Group Annuities - Other includes the following amounts related to Separate Account policies: Column 1) \$ \_\_\_\_\_ Column 7) \$ \_\_\_\_\_ Column 12) \$ \_\_\_\_\_



ANNUAL STATEMENT FOR THE YEAR 2023 OF THE General Re Life Corporation  
**LIFE INSURANCE (STATE PAGE)<sup>(b)</sup>**

NAIC Group Code 0031

BUSINESS IN THE STATE OF Rhode Island

DURING THE YEAR 2023

NAIC Company Code 86258

Line of Business	1 Premiums and Annuities Considerations	2 Other Considerations	Dividends to Policyholders/Refunds to Members				7 Total (Col. 3+4+5+6)	Claims and Benefits Paid				
			3 Paid in Cash or Left on Deposit	4 Applied to Pay Renewal Premiums	5 Applied to Provide Paid-Up Additions or Shorten the Endowment or Premium-Paying Period	6 Other		8 Death and Annuity Benefits	9 Matured Endowments	10 Surrender Values and Withdrawals for Life Contracts	11 All Other Benefits	12 Total (Sum Columns 8 through 11)
Individual Life												
1. Industrial .....												
2. Whole .....												
3. Term .....												
4. Indexed .....												
5. Universal .....												
6. Universal with secondary guarantees .....												
7. Variable .....												
8. Variable universal .....												
9. Credit .....												
10. Other .....	(f)											
11. Total Individual Life												
Group Life												
12. Whole .....												
13. Term .....												
14. Universal .....												
15. Variable .....												
16. Variable universal .....												
17. Credit .....												
18. Other .....	(f)											
19. Total Group Life												
Individual Annuities												
20. Fixed .....												
21. Indexed .....												
22. Variable with guarantees .....												
23. Variable without guarantees .....												
24. Life contingent payout .....												
25. Other .....	(f)											
26. Total Individual Annuities												
Group Annuities												
27. Fixed .....												
28. Indexed .....												
29. Variable with guarantees .....												
30. Variable without guarantees .....												
31. Life contingent payout .....												
32. Other .....	(f)											
33. Total Group Annuities												
Accident and Health												
34. Comprehensive individual .....	(d)							XXX	XXX	XXX		
35. Comprehensive group .....	(d)							XXX	XXX	XXX		
36. Medicare Supplement .....	(d)							XXX	XXX	XXX		
37. Vision only .....	(d)							XXX	XXX	XXX		
38. Dental only .....	(d)							XXX	XXX	XXX		
39. Federal Employees Health Benefits Plan .....	(d)							XXX	XXX	XXX		
40. Title XVIII Medicare .....	(d)	(e)						XXX	XXX	XXX		
41. Title XIX Medicaid .....	(d)							XXX	XXX	XXX		
42. Credit A&H .....								XXX	XXX	XXX		
43. Disability income .....	(d)							XXX	XXX	XXX		
44. Long-term care .....	(d)							XXX	XXX	XXX		
45. Other health .....	(d)							XXX	XXX	XXX		
46. Total Accident and Health								XXX	XXX	XXX		
47. Total	(c)											

**NONE**

24.RI

ANNUAL STATEMENT FOR THE YEAR 2023 OF THE General Re Life Corporation

LIFE INSURANCE (STATE PAGE) (Continued)<sup>(b)</sup>

NAIC Group Code 0031

BUSINESS IN THE STATE OF

Rhode Island

DURING THE YEAR 2023

NAIC Company Code 86258

Line of Business	13 Incurred During Current Year	13 Claims Settled During Current Year								22 Unpaid December 31, Current Year	22 Issued During Year		22 Other Changes to In Force (Net)		22 In Force December 31, Current Year (b)	
		Totals Paid		Reduction by Compromise		Amount Rejected		Total Settled During Current Year			23	24	25	26	27	28
		14 Number of Pols/ Certs	15 Amount	16 Number of Pols/ Certs	17 Amount	18 Number of Pols/ Certs	19 Amount	20 Number of Pols/ Certs	21 Amount		Number of Pols/ Certs	Amount	Number of Pols/ Certs	Amount	Number of Pols/ Certs	Amount
Individual Life																
1. Industrial																
2. Whole																
3. Term																
4. Indexed																
5. Universal																
6. Universal with secondary guarantees																
7. Variable																
8. Variable universal																
9. Credit																
10. Other (f)																
11. Total Individual Life																
Group Life																
12. Whole																
13. Term																
14. Universal																
15. Variable																
16. Variable universal																
17. Credit																
18. Other (f)																
19. Total Group Life																
Individual Annuities																
20. Fixed																
21. Indexed																
22. Variable with guarantees																
23. Variable without guarantees																
24. Life contingent payout																
25. Other (f)																
26. Total Individual Annuities																
Group Annuities																
27. Fixed																
28. Indexed																
29. Variable with guarantees																
30. Variable without guarantees																
31. Life contingent payout																
32. Other (f)																
33. Total Group Annuities																
Accident and Health																
34. Comprehensive individual (d)	XXX	XXX	XXX	XXX	XXX	XXX	XXX	XXX	XXX	XXX	XXX	XXX	XXX	XXX	XXX	XXX
35. Comprehensive group (d)	XXX	XXX	XXX	XXX	XXX	XXX	XXX	XXX	XXX	XXX	XXX	XXX	XXX	XXX	XXX	XXX
36. Medicare Supplement (d)	XXX	XXX	XXX	XXX	XXX	XXX	XXX	XXX	XXX	XXX	XXX	XXX	XXX	XXX	XXX	XXX
37. Vision only (d)	XXX	XXX	XXX	XXX	XXX	XXX	XXX	XXX	XXX	XXX	XXX	XXX	XXX	XXX	XXX	XXX
38. Dental only (d)	XXX	XXX	XXX	XXX	XXX	XXX	XXX	XXX	XXX	XXX	XXX	XXX	XXX	XXX	XXX	XXX
39. Federal Employees Health Benefits Plan (d)	XXX	XXX	XXX	XXX	XXX	XXX	XXX	XXX	XXX	XXX	XXX	XXX	XXX	XXX	XXX	XXX
40. Title XVIII Medicare (d)	XXX	XXX	XXX	XXX	XXX	XXX	XXX	XXX	XXX	XXX	XXX	XXX	XXX	XXX	XXX	XXX
41. Title XIX Medicaid (d)	XXX	XXX	XXX	XXX	XXX	XXX	XXX	XXX	XXX	XXX	XXX	XXX	XXX	XXX	XXX	XXX
42. Credit A&H	XXX	XXX	XXX	XXX	XXX	XXX	XXX	XXX	XXX	XXX	XXX	XXX	XXX	XXX	XXX	XXX
43. Disability income (d)	XXX	XXX	XXX	XXX	XXX	XXX	XXX	XXX	XXX	XXX	XXX	XXX	XXX	XXX	XXX	XXX
44. Long-term care (d)	XXX	XXX	XXX	XXX	XXX	XXX	XXX	XXX	XXX	XXX	XXX	XXX	XXX	XXX	XXX	XXX
45. Other health (d)	XXX	XXX	XXX	XXX	XXX	XXX	XXX	XXX	XXX	XXX	XXX	XXX	XXX	XXX	XXX	XXX
46. Total Accident and Health	XXX	XXX	XXX	XXX	XXX	XXX	XXX	XXX	XXX	XXX	XXX	XXX	XXX	XXX	XXX	XXX
47. TOTAL																

NONE

(a) Includes Group Credit Life Insurance Loans less than or equal to 60 months at issue, prior year \$ \_\_\_\_\_, current year \$ \_\_\_\_\_. Loans greater than 60 months at issue BUT NOT GREATER THAN 120 MONTHS prior year \$ \_\_\_\_\_, current year \$ \_\_\_\_\_.

(b) Corporate Owned Life Insurance/BOLI: 1) Number of policies: \_\_\_\_\_ 2) covering number of lives: \_\_\_\_\_ 3) face amount \$ \_\_\_\_\_.

(c) Deposit-Type Contract Considerations NOT included in Total Premiums and Annuities Considerations: Individual: \$ \_\_\_\_\_ Group: \$ \_\_\_\_\_ Total: \$ \_\_\_\_\_.

(d) For health business on indicated lines report: Number of persons insured under PPO managed care products \_\_\_\_\_ and number of persons insured under indemnity only products \_\_\_\_\_.

(e) For health premiums written: amount of Medicare Title XVIII exempt from state taxes or fees \$ \_\_\_\_\_.

(f) Certain Separate Account products are included in "Other" product categories in the table(s) above:

1. Individual Life - Other includes the following amounts related to Separate Account policies: Column 1) \$ \_\_\_\_\_ Column 7) \$ \_\_\_\_\_ Column 12) \$ \_\_\_\_\_

2. Group Life - Other includes the following amounts related to Separate Account policies: Column 1) \$ \_\_\_\_\_ Column 7) \$ \_\_\_\_\_ Column 12) \$ \_\_\_\_\_

3. Individual Annuities - Other includes the following amounts related to Separate Account policies: Column 1) \$ \_\_\_\_\_ Column 7) \$ \_\_\_\_\_ Column 12) \$ \_\_\_\_\_

4. Group Annuities - Other includes the following amounts related to Separate Account policies: Column 1) \$ \_\_\_\_\_ Column 7) \$ \_\_\_\_\_ Column 12) \$ \_\_\_\_\_

24.1.R1



ANNUAL STATEMENT FOR THE YEAR 2023 OF THE General Re Life Corporation  
**LIFE INSURANCE (STATE PAGE)<sup>(b)</sup>**

NAIC Group Code 0031

BUSINESS IN THE STATE OF South Carolina

DURING THE YEAR 2023

NAIC Company Code 86258

Line of Business	1 Premiums and Annuities Considerations	2 Other Considerations	Dividends to Policyholders/Refunds to Members				7 Total (Col. 3+4+5+6)	Claims and Benefits Paid				
			3 Paid in Cash or Left on Deposit	4 Applied to Pay Renewal Premiums	5 Applied to Provide Paid-Up Additions or Shorten the Endowment or Premium-Paying Period	6 Other		8 Death and Annuity Benefits	9 Matured Endowments	10 Surrender Values and Withdrawals for Life Contracts	11 All Other Benefits	12 Total (Sum Columns 8 through 11)
Individual Life												
1. Industrial .....												
2. Whole .....												
3. Term .....												
4. Indexed .....												
5. Universal .....												
6. Universal with secondary guarantees .....												
7. Variable .....												
8. Variable universal .....												
9. Credit .....												
10. Other .....	(f)											
11. Total Individual Life												
Group Life												
12. Whole .....												
13. Term .....												
14. Universal .....												
15. Variable .....												
16. Variable universal .....												
17. Credit .....												
18. Other .....	(f)											
19. Total Group Life												
Individual Annuities												
20. Fixed .....												
21. Indexed .....												
22. Variable with guarantees .....												
23. Variable without guarantees .....												
24. Life contingent payout .....												
25. Other .....	(f)											
26. Total Individual Annuities												
Group Annuities												
27. Fixed .....												
28. Indexed .....												
29. Variable with guarantees .....												
30. Variable without guarantees .....												
31. Life contingent payout .....												
32. Other .....	(f)											
33. Total Group Annuities												
Accident and Health												
34. Comprehensive individual .....	(d)							XXX	XXX	XXX		
35. Comprehensive group .....	(d)							XXX	XXX	XXX		
36. Medicare Supplement .....	(d)							XXX	XXX	XXX		
37. Vision only .....	(d)							XXX	XXX	XXX		
38. Dental only .....	(d)							XXX	XXX	XXX		
39. Federal Employees Health Benefits Plan .....	(d)							XXX	XXX	XXX		
40. Title XVIII Medicare .....	(d)	(e)						XXX	XXX	XXX		
41. Title XIX Medicaid .....	(d)							XXX	XXX	XXX		
42. Credit A&H .....								XXX	XXX	XXX		
43. Disability income .....	(d)							XXX	XXX	XXX		
44. Long-term care .....	(d)							XXX	XXX	XXX		
45. Other health .....	(d)							XXX	XXX	XXX		
46. Total Accident and Health								XXX	XXX	XXX		
47. Total	(c)											

**NONE**

24.SC

ANNUAL STATEMENT FOR THE YEAR 2023 OF THE General Re Life Corporation

LIFE INSURANCE (STATE PAGE) (Continued)<sup>(b)</sup>

NAIC Group Code 0031

BUSINESS IN THE STATE OF

South Carolina

DURING THE YEAR 2023

NAIC Company Code 86258

Direct Death Benefits, Matured Endowments Incurred and Annuity Benefits

Policy Exhibit

Line of Business	13 Incurred During Current Year	Claims Settled During Current Year								22 Unpaid December 31, Current Year	Issued During Year		Other Changes to In Force (Net)		In Force December 31, Current Year (b)	
		Totals Paid		Reduction by Compromise		Amount Rejected		Total Settled During Current Year			23	24	25	26	27	28
		14 Number of Pols/ Certs	15 Amount	16 Number of Pols/ Certs	17 Amount	18 Number of Pols/ Certs	19 Amount	20 Number of Pols/ Certs	21 Amount		Number of Pols/ Certs	Amount	Number of Pols/ Certs	Amount	Number of Pols/ Certs	Amount
Individual Life																
1. Industrial																
2. Whole																
3. Term																
4. Indexed																
5. Universal																
6. Universal with secondary guarantees																
7. Variable																
8. Variable universal																
9. Credit																
10. Other (f)																
11. Total Individual Life																
Group Life																
12. Whole																
13. Term																
14. Universal																
15. Variable																
16. Variable universal																
17. Credit																
18. Other (f)																
19. Total Group Life																
Individual Annuities																
20. Fixed																
21. Indexed																
22. Variable with guarantees																
23. Variable without guarantees																
24. Life contingent payout																
25. Other (f)																
26. Total Individual Annuities																
Group Annuities																
27. Fixed																
28. Indexed																
29. Variable with guarantees																
30. Variable without guarantees																
31. Life contingent payout																
32. Other (f)																
33. Total Group Annuities																
Accident and Health																
34. Comprehensive individual (d)	XXX	XXX	XXX	XXX	XXX	XXX	XXX	XXX	XXX	XXX	XXX	XXX	XXX	XXX	XXX	XXX
35. Comprehensive group (d)	XXX	XXX	XXX	XXX	XXX	XXX	XXX	XXX	XXX	XXX	XXX	XXX	XXX	XXX	XXX	XXX
36. Medicare Supplement (d)	XXX	XXX	XXX	XXX	XXX	XXX	XXX	XXX	XXX	XXX	XXX	XXX	XXX	XXX	XXX	XXX
37. Vision only (d)	XXX	XXX	XXX	XXX	XXX	XXX	XXX	XXX	XXX	XXX	XXX	XXX	XXX	XXX	XXX	XXX
38. Dental only (d)	XXX	XXX	XXX	XXX	XXX	XXX	XXX	XXX	XXX	XXX	XXX	XXX	XXX	XXX	XXX	XXX
39. Federal Employees Health Benefits Plan (d)	XXX	XXX	XXX	XXX	XXX	XXX	XXX	XXX	XXX	XXX	XXX	XXX	XXX	XXX	XXX	XXX
40. Title XVIII Medicare (d)	XXX	XXX	XXX	XXX	XXX	XXX	XXX	XXX	XXX	XXX	XXX	XXX	XXX	XXX	XXX	XXX
41. Title XIX Medicaid (d)	XXX	XXX	XXX	XXX	XXX	XXX	XXX	XXX	XXX	XXX	XXX	XXX	XXX	XXX	XXX	XXX
42. Credit A&H	XXX	XXX	XXX	XXX	XXX	XXX	XXX	XXX	XXX	XXX	XXX	XXX	XXX	XXX	XXX	XXX
43. Disability income (d)	XXX	XXX	XXX	XXX	XXX	XXX	XXX	XXX	XXX	XXX	XXX	XXX	XXX	XXX	XXX	XXX
44. Long-term care (d)	XXX	XXX	XXX	XXX	XXX	XXX	XXX	XXX	XXX	XXX	XXX	XXX	XXX	XXX	XXX	XXX
45. Other health (d)	XXX	XXX	XXX	XXX	XXX	XXX	XXX	XXX	XXX	XXX	XXX	XXX	XXX	XXX	XXX	XXX
46. Total Accident and Health	XXX	XXX	XXX	XXX	XXX	XXX	XXX	XXX	XXX	XXX	XXX	XXX	XXX	XXX	XXX	XXX
47. TOTAL																

NONE

(a) Includes Group Credit Life Insurance Loans less than or equal to 60 months at issue, prior year \$ \_\_\_\_\_, current year \$ \_\_\_\_\_. Loans greater than 60 months at issue BUT NOT GREATER THAN 120 MONTHS prior year \$ \_\_\_\_\_, current year \$ \_\_\_\_\_.

(b) Corporate Owned Life Insurance/BOLI: 1) Number of policies: \_\_\_\_\_ 2) covering number of lives: \_\_\_\_\_ 3) face amount \$ \_\_\_\_\_.

(c) Deposit-Type Contract Considerations NOT included in Total Premiums and Annuities Considerations: Individual: \$ \_\_\_\_\_ Group: \$ \_\_\_\_\_ Total: \$ \_\_\_\_\_.

(d) For health business on indicated lines report: Number of persons insured under PPO managed care products \_\_\_\_\_ and number of persons insured under indemnity only products \_\_\_\_\_.

(e) For health premiums written: amount of Medicare Title XVIII exempt from state taxes or fees \$ \_\_\_\_\_.

(f) Certain Separate Account products are included in "Other" product categories in the table(s) above:

1. Individual Life - Other includes the following amounts related to Separate Account policies: Column 1) \$ \_\_\_\_\_ Column 7) \$ \_\_\_\_\_ Column 12) \$ \_\_\_\_\_

2. Group Life - Other includes the following amounts related to Separate Account policies: Column 1) \$ \_\_\_\_\_ Column 7) \$ \_\_\_\_\_ Column 12) \$ \_\_\_\_\_

3. Individual Annuities - Other includes the following amounts related to Separate Account policies: Column 1) \$ \_\_\_\_\_ Column 7) \$ \_\_\_\_\_ Column 12) \$ \_\_\_\_\_

4. Group Annuities - Other includes the following amounts related to Separate Account policies: Column 1) \$ \_\_\_\_\_ Column 7) \$ \_\_\_\_\_ Column 12) \$ \_\_\_\_\_



ANNUAL STATEMENT FOR THE YEAR 2023 OF THE General Re Life Corporation  
**LIFE INSURANCE (STATE PAGE)<sup>(b)</sup>**

NAIC Group Code 0031

BUSINESS IN THE STATE OF South Dakota

DURING THE YEAR 2023

NAIC Company Code 86258

Line of Business	1 Premiums and Annuities Considerations	2 Other Considerations	Dividends to Policyholders/Refunds to Members				7 Total (Col. 3+4+5+6)	Claims and Benefits Paid				
			3 Paid in Cash or Left on Deposit	4 Applied to Pay Renewal Premiums	5 Applied to Provide Paid-Up Additions or Shorten the Endowment or Premium-Paying Period	6 Other		8 Death and Annuity Benefits	9 Matured Endowments	10 Surrender Values and Withdrawals for Life Contracts	11 All Other Benefits	12 Total (Sum Columns 8 through 11)
Individual Life												
1. Industrial .....												
2. Whole .....												
3. Term .....												
4. Indexed .....												
5. Universal .....												
6. Universal with secondary guarantees .....												
7. Variable .....												
8. Variable universal .....												
9. Credit .....												
10. Other .....	(f)											
11. Total Individual Life												
Group Life												
12. Whole .....												
13. Term .....												
14. Universal .....												
15. Variable .....												
16. Variable universal .....												
17. Credit .....												
18. Other .....	(f)											
19. Total Group Life												
Individual Annuities												
20. Fixed .....												
21. Indexed .....												
22. Variable with guarantees .....												
23. Variable without guarantees .....												
24. Life contingent payout .....												
25. Other .....	(f)											
26. Total Individual Annuities												
Group Annuities												
27. Fixed .....												
28. Indexed .....												
29. Variable with guarantees .....												
30. Variable without guarantees .....												
31. Life contingent payout .....												
32. Other .....	(f)											
33. Total Group Annuities												
Accident and Health												
34. Comprehensive individual .....	(d)							XXX	XXX	XXX		
35. Comprehensive group .....	(d)							XXX	XXX	XXX		
36. Medicare Supplement .....	(d)							XXX	XXX	XXX		
37. Vision only .....	(d)							XXX	XXX	XXX		
38. Dental only .....	(d)							XXX	XXX	XXX		
39. Federal Employees Health Benefits Plan .....	(d)							XXX	XXX	XXX		
40. Title XVIII Medicare .....	(d)	(e)						XXX	XXX	XXX		
41. Title XIX Medicaid .....	(d)							XXX	XXX	XXX		
42. Credit A&H .....								XXX	XXX	XXX		
43. Disability income .....	(d)							XXX	XXX	XXX		
44. Long-term care .....	(d)							XXX	XXX	XXX		
45. Other health .....	(d)							XXX	XXX	XXX		
46. Total Accident and Health								XXX	XXX	XXX		
47. Total	(c)											

**NONE**

24.SD

ANNUAL STATEMENT FOR THE YEAR 2023 OF THE General Re Life Corporation

LIFE INSURANCE (STATE PAGE) (Continued)<sup>(b)</sup>

NAIC Group Code 0031

BUSINESS IN THE STATE OF

South Dakota

DURING THE YEAR 2023

NAIC Company Code 86258

Direct Death Benefits, Matured Endowments Incurred and Annuity Benefits

Policy Exhibit

Line of Business	13 Incurred During Current Year	Claims Settled During Current Year								22 Unpaid December 31, Current Year	Issued During Year		Other Changes to In Force (Net)		In Force December 31, Current Year (b)	
		Totals Paid		Reduction by Compromise		Amount Rejected		Total Settled During Current Year			23	24	25	26	27	28
		14 Number of Pals/ Certs	15 Amount	16 Number of Pals/ Certs	17 Amount	18 Number of Pals/ Certs	19 Amount	20 Number of Pals/ Certs	21 Amount		Number of Pals/ Certs	Amount	Number of Pals/ Certs	Amount	Number of Pals/ Certs	Amount
Individual Life																
1. Industrial																
2. Whole																
3. Term																
4. Indexed																
5. Universal																
6. Universal with secondary guarantees																
7. Variable																
8. Variable universal																
9. Credit																
10. Other (f)																
11. Total Individual Life																
Group Life																
12. Whole																
13. Term																
14. Universal																
15. Variable																
16. Variable universal																
17. Credit																
18. Other (f)																
19. Total Group Life																
Individual Annuities																
20. Fixed																
21. Indexed																
22. Variable with guarantees																
23. Variable without guarantees																
24. Life contingent payout																
25. Other (f)																
26. Total Individual Annuities																
Group Annuities																
27. Fixed																
28. Indexed																
29. Variable with guarantees																
30. Variable without guarantees																
31. Life contingent payout																
32. Other (f)																
33. Total Group Annuities																
Accident and Health																
34. Comprehensive individual (d)	XXX	XXX	XXX	XXX	XXX	XXX	XXX	XXX	XXX	XXX	XXX	XXX	XXX	XXX	XXX	XXX
35. Comprehensive group (d)	XXX	XXX	XXX	XXX	XXX	XXX	XXX	XXX	XXX	XXX	XXX	XXX	XXX	XXX	XXX	XXX
36. Medicare Supplement (d)	XXX	XXX	XXX	XXX	XXX	XXX	XXX	XXX	XXX	XXX	XXX	XXX	XXX	XXX	XXX	XXX
37. Vision only (d)	XXX	XXX	XXX	XXX	XXX	XXX	XXX	XXX	XXX	XXX	XXX	XXX	XXX	XXX	XXX	XXX
38. Dental only (d)	XXX	XXX	XXX	XXX	XXX	XXX	XXX	XXX	XXX	XXX	XXX	XXX	XXX	XXX	XXX	XXX
39. Federal Employees Health Benefits Plan (d)	XXX	XXX	XXX	XXX	XXX	XXX	XXX	XXX	XXX	XXX	XXX	XXX	XXX	XXX	XXX	XXX
40. Title XVIII Medicare (d)	XXX	XXX	XXX	XXX	XXX	XXX	XXX	XXX	XXX	XXX	XXX	XXX	XXX	XXX	XXX	XXX
41. Title XIX Medicaid (d)	XXX	XXX	XXX	XXX	XXX	XXX	XXX	XXX	XXX	XXX	XXX	XXX	XXX	XXX	XXX	XXX
42. Credit A&H	XXX	XXX	XXX	XXX	XXX	XXX	XXX	XXX	XXX	XXX	XXX	XXX	XXX	XXX	XXX	XXX
43. Disability income (d)	XXX	XXX	XXX	XXX	XXX	XXX	XXX	XXX	XXX	XXX	XXX	XXX	XXX	XXX	XXX	XXX
44. Long-term care (d)	XXX	XXX	XXX	XXX	XXX	XXX	XXX	XXX	XXX	XXX	XXX	XXX	XXX	XXX	XXX	XXX
45. Other health (d)	XXX	XXX	XXX	XXX	XXX	XXX	XXX	XXX	XXX	XXX	XXX	XXX	XXX	XXX	XXX	XXX
46. Total Accident and Health	XXX	XXX	XXX	XXX	XXX	XXX	XXX	XXX	XXX	XXX	XXX	XXX	XXX	XXX	XXX	XXX
47. TOTAL																

NONE

(a) Includes Group Credit Life Insurance Loans less than or equal to 60 months at issue, prior year \$ ..... , current year \$ ..... Loans greater than 60 months at issue BUT NOT GREATER THAN 120 MONTHS prior year \$ ..... , current year \$ .....

(b) Corporate Owned Life Insurance/BOLI: 1) Number of policies: ..... 2) covering number of lives: ..... 3) face amount \$ .....

(c) Deposit-Type Contract Considerations NOT included in Total Premiums and Annuities Considerations: Individual: \$ ..... Group: \$ ..... Total: \$ .....

(d) For health business on indicated lines report: Number of persons insured under PPO managed care products ..... and number of persons insured under indemnity only products .....

(e) For health premiums written: amount of Medicare Title XVIII exempt from state taxes or fees \$ .....

(f) Certain Separate Account products are included in "Other" product categories in the table(s) above:

- 1. Individual Life - Other includes the following amounts related to Separate Account policies: Column 1) \$ ..... Column 7) \$ ..... Column 12) \$ .....
- 2. Group Life - Other includes the following amounts related to Separate Account policies: Column 1) \$ ..... Column 7) \$ ..... Column 12) \$ .....
- 3. Individual Annuities - Other includes the following amounts related to Separate Account policies: Column 1) \$ ..... Column 7) \$ ..... Column 12) \$ .....
- 4. Group Annuities - Other includes the following amounts related to Separate Account policies: Column 1) \$ ..... Column 7) \$ ..... Column 12) \$ .....





ANNUAL STATEMENT FOR THE YEAR 2023 OF THE General Re Life Corporation  
**LIFE INSURANCE (STATE PAGE)<sup>(b)</sup>**

NAIC Group Code 0031

BUSINESS IN THE STATE OF Tennessee

DURING THE YEAR 2023

NAIC Company Code 86258

Line of Business	1 Premiums and Annuities Considerations	2 Other Considerations	Dividends to Policyholders/Refunds to Members				7 Total (Col. 3+4+5+6)	Claims and Benefits Paid				
			3 Paid in Cash or Left on Deposit	4 Applied to Pay Renewal Premiums	5 Applied to Provide Paid-Up Additions or Shorten the Endowment or Premium-Paying Period	6 Other		8 Death and Annuity Benefits	9 Matured Endowments	10 Surrender Values and Withdrawals for Life Contracts	11 All Other Benefits	12 Total (Sum Columns 8 through 11)
Individual Life												
1. Industrial .....												
2. Whole .....												
3. Term .....												
4. Indexed .....												
5. Universal .....												
6. Universal with secondary guarantees .....												
7. Variable .....												
8. Variable universal .....												
9. Credit .....												
10. Other .....	(f)											
11. Total Individual Life												
Group Life												
12. Whole .....												
13. Term .....												
14. Universal .....												
15. Variable .....												
16. Variable universal .....												
17. Credit .....												
18. Other .....	(f)											
19. Total Group Life												
Individual Annuities												
20. Fixed .....												
21. Indexed .....												
22. Variable with guarantees .....												
23. Variable without guarantees .....												
24. Life contingent payout .....												
25. Other .....	(f)											
26. Total Individual Annuities												
Group Annuities												
27. Fixed .....												
28. Indexed .....												
29. Variable with guarantees .....												
30. Variable without guarantees .....												
31. Life contingent payout .....												
32. Other .....	(f)											
33. Total Group Annuities												
Accident and Health												
34. Comprehensive individual .....	(d)							XXX	XXX	XXX		
35. Comprehensive group .....	(d)							XXX	XXX	XXX		
36. Medicare Supplement .....	(d)							XXX	XXX	XXX		
37. Vision only .....	(d)							XXX	XXX	XXX		
38. Dental only .....	(d)							XXX	XXX	XXX		
39. Federal Employees Health Benefits Plan .....	(d)							XXX	XXX	XXX		
40. Title XVIII Medicare .....	(d)	(e)						XXX	XXX	XXX		
41. Title XIX Medicaid .....	(d)							XXX	XXX	XXX		
42. Credit A&H .....								XXX	XXX	XXX		
43. Disability income .....	(d)							XXX	XXX	XXX		
44. Long-term care .....	(d)							XXX	XXX	XXX		
45. Other health .....	(d)							XXX	XXX	XXX		
46. Total Accident and Health								XXX	XXX	XXX		
47. Total	(c)											

**NONE**

24.TN

ANNUAL STATEMENT FOR THE YEAR 2023 OF THE General Re Life Corporation

LIFE INSURANCE (STATE PAGE) (Continued)<sup>(b)</sup>

NAIC Group Code 0031

BUSINESS IN THE STATE OF

Tennessee

DURING THE YEAR 2023

NAIC Company Code 86258

Direct Death Benefits, Matured Endowments Incurred and Annuity Benefits

Policy Exhibit

Line of Business	13 Incurred During Current Year	13 Claims Settled During Current Year								22 Unpaid December 31, Current Year	22 Issued During Year		22 Other Changes to In Force (Net)		22 In Force December 31, Current Year (b)	
		Totals Paid		Reduction by Compromise		Amount Rejected		Total Settled During Current Year			23	24	25	26	27	28
		14 Number of Pals/ Certs	15 Amount	16 Number of Pals/ Certs	17 Amount	18 Number of Pals/ Certs	19 Amount	20 Number of Pals/ Certs	21 Amount		Number of Pals/ Certs	Amount	Number of Pals/ Certs	Amount	Number of Pals/ Certs	Amount
Individual Life																
1. Industrial																
2. Whole																
3. Term																
4. Indexed																
5. Universal																
6. Universal with secondary guarantees																
7. Variable																
8. Variable universal																
9. Credit																
10. Other (f)																
11. Total Individual Life																
Group Life																
12. Whole																
13. Term																
14. Universal																
15. Variable																
16. Variable universal																
17. Credit																
18. Other (f)																
19. Total Group Life																
Individual Annuities																
20. Fixed																
21. Indexed																
22. Variable with guarantees																
23. Variable without guarantees																
24. Life contingent payout																
25. Other (f)																
26. Total Individual Annuities																
Group Annuities																
27. Fixed																
28. Indexed																
29. Variable with guarantees																
30. Variable without guarantees																
31. Life contingent payout																
32. Other (f)																
33. Total Group Annuities																
Accident and Health																
34. Comprehensive individual (d)	XXX	XXX	XXX	XXX	XXX	XXX	XXX	XXX	XXX	XXX	XXX	XXX	XXX	XXX	XXX	XXX
35. Comprehensive group (d)	XXX	XXX	XXX	XXX	XXX	XXX	XXX	XXX	XXX	XXX	XXX	XXX	XXX	XXX	XXX	XXX
36. Medicare Supplement (d)	XXX	XXX	XXX	XXX	XXX	XXX	XXX	XXX	XXX	XXX	XXX	XXX	XXX	XXX	XXX	XXX
37. Vision only (d)	XXX	XXX	XXX	XXX	XXX	XXX	XXX	XXX	XXX	XXX	XXX	XXX	XXX	XXX	XXX	XXX
38. Dental only (d)	XXX	XXX	XXX	XXX	XXX	XXX	XXX	XXX	XXX	XXX	XXX	XXX	XXX	XXX	XXX	XXX
39. Federal Employees Health Benefits Plan (d)	XXX	XXX	XXX	XXX	XXX	XXX	XXX	XXX	XXX	XXX	XXX	XXX	XXX	XXX	XXX	XXX
40. Title XVIII Medicare (d)	XXX	XXX	XXX	XXX	XXX	XXX	XXX	XXX	XXX	XXX	XXX	XXX	XXX	XXX	XXX	XXX
41. Title XIX Medicaid (d)	XXX	XXX	XXX	XXX	XXX	XXX	XXX	XXX	XXX	XXX	XXX	XXX	XXX	XXX	XXX	XXX
42. Credit A&H	XXX	XXX	XXX	XXX	XXX	XXX	XXX	XXX	XXX	XXX	XXX	XXX	XXX	XXX	XXX	XXX
43. Disability income (d)	XXX	XXX	XXX	XXX	XXX	XXX	XXX	XXX	XXX	XXX	XXX	XXX	XXX	XXX	XXX	XXX
44. Long-term care (d)	XXX	XXX	XXX	XXX	XXX	XXX	XXX	XXX	XXX	XXX	XXX	XXX	XXX	XXX	XXX	XXX
45. Other health (d)	XXX	XXX	XXX	XXX	XXX	XXX	XXX	XXX	XXX	XXX	XXX	XXX	XXX	XXX	XXX	XXX
46. Total Accident and Health	XXX	XXX	XXX	XXX	XXX	XXX	XXX	XXX	XXX	XXX	XXX	XXX	XXX	XXX	XXX	XXX
47. TOTAL																

NONE

(a) Includes Group Credit Life Insurance Loans less than or equal to 60 months at issue, prior year \$ \_\_\_\_\_, current year \$ \_\_\_\_\_. Loans greater than 60 months at issue BUT NOT GREATER THAN 120 MONTHS prior year \$ \_\_\_\_\_, current year \$ \_\_\_\_\_.

(b) Corporate Owned Life Insurance/BOLI: 1) Number of policies: \_\_\_\_\_ 2) covering number of lives: \_\_\_\_\_ 3) face amount \$ \_\_\_\_\_.

(c) Deposit-Type Contract Considerations NOT included in Total Premiums and Annuities Considerations: Individual: \$ \_\_\_\_\_ Group: \$ \_\_\_\_\_ Total: \$ \_\_\_\_\_.

(d) For health business on indicated lines report: Number of persons insured under PPO managed care products \_\_\_\_\_ and number of persons insured under indemnity only products \_\_\_\_\_.

(e) For health premiums written: amount of Medicare Title XVIII exempt from state taxes or fees \$ \_\_\_\_\_.

(f) Certain Separate Account products are included in "Other" product categories in the table(s) above:

1. Individual Life - Other includes the following amounts related to Separate Account policies: Column 1) \$ \_\_\_\_\_ Column 7) \$ \_\_\_\_\_ Column 12) \$ \_\_\_\_\_

2. Group Life - Other includes the following amounts related to Separate Account policies: Column 1) \$ \_\_\_\_\_ Column 7) \$ \_\_\_\_\_ Column 12) \$ \_\_\_\_\_

3. Individual Annuities - Other includes the following amounts related to Separate Account policies: Column 1) \$ \_\_\_\_\_ Column 7) \$ \_\_\_\_\_ Column 12) \$ \_\_\_\_\_

4. Group Annuities - Other includes the following amounts related to Separate Account policies: Column 1) \$ \_\_\_\_\_ Column 7) \$ \_\_\_\_\_ Column 12) \$ \_\_\_\_\_



ANNUAL STATEMENT FOR THE YEAR 2023 OF THE General Re Life Corporation  
**LIFE INSURANCE (STATE PAGE)<sup>(b)</sup>**

NAIC Group Code 0031

BUSINESS IN THE STATE OF Texas

DURING THE YEAR 2023

NAIC Company Code 86258

Line of Business	1 Premiums and Annuities Considerations	2 Other Considerations	Dividends to Policyholders/Refunds to Members				7 Total (Col. 3+4+5+6)	Claims and Benefits Paid				
			3 Paid in Cash or Left on Deposit	4 Applied to Pay Renewal Premiums	5 Applied to Provide Paid-Up Additions or Shorten the Endowment or Premium-Paying Period	6 Other		8 Death and Annuity Benefits	9 Matured Endowments	10 Surrender Values and Withdrawals for Life Contracts	11 All Other Benefits	12 Total (Sum Columns 8 through 11)
Individual Life												
1. Industrial .....												
2. Whole .....												
3. Term .....												
4. Indexed .....												
5. Universal .....												
6. Universal with secondary guarantees .....												
7. Variable .....												
8. Variable universal .....												
9. Credit .....												
10. Other .....	(f)											
11. Total Individual Life												
Group Life												
12. Whole .....												
13. Term .....												
14. Universal .....												
15. Variable .....												
16. Variable universal .....												
17. Credit .....												
18. Other .....	(f)											
19. Total Group Life												
Individual Annuities												
20. Fixed .....												
21. Indexed .....												
22. Variable with guarantees .....												
23. Variable without guarantees .....												
24. Life contingent payout .....												
25. Other .....	(f)											
26. Total Individual Annuities												
Group Annuities												
27. Fixed .....												
28. Indexed .....												
29. Variable with guarantees .....												
30. Variable without guarantees .....												
31. Life contingent payout .....												
32. Other .....	(f)											
33. Total Group Annuities												
Accident and Health												
34. Comprehensive individual .....	(d)							XXX	XXX	XXX		
35. Comprehensive group .....	(d)							XXX	XXX	XXX		
36. Medicare Supplement .....	(d)							XXX	XXX	XXX		
37. Vision only .....	(d)							XXX	XXX	XXX		
38. Dental only .....	(d)							XXX	XXX	XXX		
39. Federal Employees Health Benefits Plan .....	(d)							XXX	XXX	XXX		
40. Title XVIII Medicare .....	(d)	(e)						XXX	XXX	XXX		
41. Title XIX Medicaid .....	(d)							XXX	XXX	XXX		
42. Credit A&H .....								XXX	XXX	XXX		
43. Disability income .....	(d)							XXX	XXX	XXX		
44. Long-term care .....	(d)							XXX	XXX	XXX		
45. Other health .....	(d)							XXX	XXX	XXX		
46. Total Accident and Health								XXX	XXX	XXX		
47. Total	(c)											

**NONE**

24.TX

ANNUAL STATEMENT FOR THE YEAR 2023 OF THE General Re Life Corporation

LIFE INSURANCE (STATE PAGE) (Continued)<sup>(b)</sup>

NAIC Group Code 0031

BUSINESS IN THE STATE OF Texas

DURING THE YEAR 2023

NAIC Company Code 86258

Line of Business	13 Incurred During Current Year	Direct Death Benefits, Matured Endowments Incurred and Annuity Benefits								22 Unpaid December 31, Current Year	Policy Exhibit					
		Claims Settled During Current Year									Issued During Year		Other Changes to In Force (Net)		In Force December 31, Current Year (b)	
		Totals Paid		Reduction by Compromise		Amount Rejected		Total Settled During Current Year			23	24	25	26	27	28
		14 Number of Pols/ Certs	15 Amount	16 Number of Pols/ Certs	17 Amount	18 Number of Pols/ Certs	19 Amount	20 Number of Pols/ Certs	21 Amount		Number of Pols/ Certs	Amount	Number of Pols/ Certs	Amount	Number of Pols/ Certs	Amount
Individual Life																
1. Industrial																
2. Whole																
3. Term																
4. Indexed																
5. Universal																
6. Universal with secondary guarantees																
7. Variable																
8. Variable universal																
9. Credit																
10. Other (f)																
11. Total Individual Life																
Group Life																
12. Whole																
13. Term																
14. Universal																
15. Variable																
16. Variable universal																
17. Credit																
18. Other (f)																
19. Total Group Life																
Individual Annuities																
20. Fixed																
21. Indexed																
22. Variable with guarantees																
23. Variable without guarantees																
24. Life contingent payout																
25. Other (f)																
26. Total Individual Annuities																
Group Annuities																
27. Fixed																
28. Indexed																
29. Variable with guarantees																
30. Variable without guarantees																
31. Life contingent payout																
32. Other (f)																
33. Total Group Annuities																
Accident and Health																
34. Comprehensive individual (d)	XXX	XXX	XXX	XXX	XXX	XXX	XXX	XXX	XXX	XXX	XXX	XXX	XXX	XXX	XXX	
35. Comprehensive group (d)	XXX	XXX	XXX	XXX	XXX	XXX	XXX	XXX	XXX	XXX	XXX	XXX	XXX	XXX	XXX	
36. Medicare Supplement (d)	XXX	XXX	XXX	XXX	XXX	XXX	XXX	XXX	XXX	XXX	XXX	XXX	XXX	XXX	XXX	
37. Vision only (d)	XXX	XXX	XXX	XXX	XXX	XXX	XXX	XXX	XXX	XXX	XXX	XXX	XXX	XXX	XXX	
38. Dental only (d)	XXX	XXX	XXX	XXX	XXX	XXX	XXX	XXX	XXX	XXX	XXX	XXX	XXX	XXX	XXX	
39. Federal Employees Health Benefits Plan (d)	XXX	XXX	XXX	XXX	XXX	XXX	XXX	XXX	XXX	XXX	XXX	XXX	XXX	XXX	XXX	
40. Title XVIII Medicare (d)	XXX	XXX	XXX	XXX	XXX	XXX	XXX	XXX	XXX	XXX	XXX	XXX	XXX	XXX	XXX	
41. Title XIX Medicaid (d)	XXX	XXX	XXX	XXX	XXX	XXX	XXX	XXX	XXX	XXX	XXX	XXX	XXX	XXX	XXX	
42. Credit A&H	XXX	XXX	XXX	XXX	XXX	XXX	XXX	XXX	XXX	XXX	XXX	XXX	XXX	XXX	XXX	
43. Disability income (d)	XXX	XXX	XXX	XXX	XXX	XXX	XXX	XXX	XXX	XXX	XXX	XXX	XXX	XXX	XXX	
44. Long-term care (d)	XXX	XXX	XXX	XXX	XXX	XXX	XXX	XXX	XXX	XXX	XXX	XXX	XXX	XXX	XXX	
45. Other health (d)	XXX	XXX	XXX	XXX	XXX	XXX	XXX	XXX	XXX	XXX	XXX	XXX	XXX	XXX	XXX	
46. Total Accident and Health	XXX	XXX	XXX	XXX	XXX	XXX	XXX	XXX	XXX	XXX	XXX	XXX	XXX	XXX	XXX	
47. TOTAL																

NONE

(a) Includes Group Credit Life Insurance Loans less than or equal to 60 months at issue, prior year \$ \_\_\_\_\_, current year \$ \_\_\_\_\_. Loans greater than 60 months at issue BUT NOT GREATER THAN 120 MONTHS prior year \$ \_\_\_\_\_, current year \$ \_\_\_\_\_.

(b) Corporate Owned Life Insurance/BOLI: 1) Number of policies: \_\_\_\_\_ 2) covering number of lives: \_\_\_\_\_ 3) face amount \$ \_\_\_\_\_.

(c) Deposit-Type Contract Considerations NOT included in Total Premiums and Annuities Considerations: Individual: \$ \_\_\_\_\_ Group: \$ \_\_\_\_\_ Total: \$ \_\_\_\_\_.

(d) For health business on indicated lines report: Number of persons insured under PPO managed care products \_\_\_\_\_ and number of persons insured under indemnity only products \_\_\_\_\_.

(e) For health premiums written: amount of Medicare Title XVIII exempt from state taxes or fees \$ \_\_\_\_\_.

(f) Certain Separate Account products are included in "Other" product categories in the table(s) above:

1. Individual Life - Other includes the following amounts related to Separate Account policies: Column 1) \$ \_\_\_\_\_ Column 7) \$ \_\_\_\_\_ Column 12) \$ \_\_\_\_\_

2. Group Life - Other includes the following amounts related to Separate Account policies: Column 1) \$ \_\_\_\_\_ Column 7) \$ \_\_\_\_\_ Column 12) \$ \_\_\_\_\_

3. Individual Annuities - Other includes the following amounts related to Separate Account policies: Column 1) \$ \_\_\_\_\_ Column 7) \$ \_\_\_\_\_ Column 12) \$ \_\_\_\_\_

4. Group Annuities - Other includes the following amounts related to Separate Account policies: Column 1) \$ \_\_\_\_\_ Column 7) \$ \_\_\_\_\_ Column 12) \$ \_\_\_\_\_



ANNUAL STATEMENT FOR THE YEAR 2023 OF THE General Re Life Corporation  
**LIFE INSURANCE (STATE PAGE)<sup>(b)</sup>**

NAIC Group Code 0031

BUSINESS IN THE STATE OF Utah

DURING THE YEAR 2023

NAIC Company Code 86258

Line of Business	1 Premiums and Annuities Considerations	2 Other Considerations	Dividends to Policyholders/Refunds to Members				7 Total (Col. 3+4+5+6)	Claims and Benefits Paid				
			3 Paid in Cash or Left on Deposit	4 Applied to Pay Renewal Premiums	5 Applied to Provide Paid-Up Additions or Shorten the Endowment or Premium-Paying Period	6 Other		8 Death and Annuity Benefits	9 Matured Endowments	10 Surrender Values and Withdrawals for Life Contracts	11 All Other Benefits	12 Total (Sum Columns 8 through 11)
Individual Life												
1. Industrial .....												
2. Whole .....												
3. Term .....												
4. Indexed .....												
5. Universal .....												
6. Universal with secondary guarantees .....												
7. Variable .....												
8. Variable universal .....												
9. Credit .....												
10. Other .....	(f)											
11. Total Individual Life												
Group Life												
12. Whole .....												
13. Term .....												
14. Universal .....												
15. Variable .....												
16. Variable universal .....												
17. Credit .....												
18. Other .....	(f)											
19. Total Group Life												
Individual Annuities												
20. Fixed .....												
21. Indexed .....												
22. Variable with guarantees .....												
23. Variable without guarantees .....												
24. Life contingent payout .....												
25. Other .....	(f)											
26. Total Individual Annuities												
Group Annuities												
27. Fixed .....												
28. Indexed .....												
29. Variable with guarantees .....												
30. Variable without guarantees .....												
31. Life contingent payout .....												
32. Other .....	(f)											
33. Total Group Annuities												
Accident and Health												
34. Comprehensive individual .....	(d)							XXX	XXX	XXX		
35. Comprehensive group .....	(d)							XXX	XXX	XXX		
36. Medicare Supplement .....	(d)							XXX	XXX	XXX		
37. Vision only .....	(d)							XXX	XXX	XXX		
38. Dental only .....	(d)							XXX	XXX	XXX		
39. Federal Employees Health Benefits Plan .....	(d)							XXX	XXX	XXX		
40. Title XVIII Medicare .....	(d)	(e)						XXX	XXX	XXX		
41. Title XIX Medicaid .....	(d)							XXX	XXX	XXX		
42. Credit A&H .....								XXX	XXX	XXX		
43. Disability income .....	(d)							XXX	XXX	XXX		
44. Long-term care .....	(d)							XXX	XXX	XXX		
45. Other health .....	(d)							XXX	XXX	XXX		
46. Total Accident and Health								XXX	XXX	XXX		
47. Total	(c)											

**NONE**

24. UT

ANNUAL STATEMENT FOR THE YEAR 2023 OF THE General Re Life Corporation

LIFE INSURANCE (STATE PAGE) (Continued)<sup>(b)</sup>

NAIC Group Code 0031

BUSINESS IN THE STATE OF Utah

DURING THE YEAR 2023

NAIC Company Code 86258

Direct Death Benefits, Matured Endowments Incurred and Annuity Benefits

Policy Exhibit

Line of Business	13 Incurred During Current Year	Claims Settled During Current Year								22 Unpaid December 31, Current Year	23 Issued During Year		25 Other Changes to In Force (Net)		27 In Force December 31, Current Year (b)	
		Totals Paid		Reduction by Compromise		Amount Rejected		Total Settled During Current Year			24 Number of Pols/ Certs	24 Amount	26 Number of Pols/ Certs	26 Amount	28 Number of Pols/ Certs	28 Amount
		14 Number of Pols/ Certs	15 Amount	16 Number of Pols/ Certs	17 Amount	18 Number of Pols/ Certs	19 Amount	20 Number of Pols/ Certs	21 Amount							
Individual Life																
1. Industrial																
2. Whole																
3. Term																
4. Indexed																
5. Universal																
6. Universal with secondary guarantees																
7. Variable																
8. Variable universal																
9. Credit																
10. Other (f)																
11. Total Individual Life																
Group Life																
12. Whole																
13. Term																
14. Universal																
15. Variable																
16. Variable universal																
17. Credit																
18. Other (f)																
19. Total Group Life																
Individual Annuities																
20. Fixed																
21. Indexed																
22. Variable with guarantees																
23. Variable without guarantees																
24. Life contingent payout																
25. Other (f)																
26. Total Individual Annuities																
Group Annuities																
27. Fixed																
28. Indexed																
29. Variable with guarantees																
30. Variable without guarantees																
31. Life contingent payout																
32. Other (f)																
33. Total Group Annuities																
Accident and Health																
34. Comprehensive individual (d)	XXX	XXX	XXX	XXX	XXX	XXX	XXX	XXX	XXX	XXX	XXX	XXX	XXX	XXX	XXX	XXX
35. Comprehensive group (d)	XXX	XXX	XXX	XXX	XXX	XXX	XXX	XXX	XXX	XXX	XXX	XXX	XXX	XXX	XXX	XXX
36. Medicare Supplement (d)	XXX	XXX	XXX	XXX	XXX	XXX	XXX	XXX	XXX	XXX	XXX	XXX	XXX	XXX	XXX	XXX
37. Vision only (d)	XXX	XXX	XXX	XXX	XXX	XXX	XXX	XXX	XXX	XXX	XXX	XXX	XXX	XXX	XXX	XXX
38. Dental only (d)	XXX	XXX	XXX	XXX	XXX	XXX	XXX	XXX	XXX	XXX	XXX	XXX	XXX	XXX	XXX	XXX
39. Federal Employees Health Benefits Plan (d)	XXX	XXX	XXX	XXX	XXX	XXX	XXX	XXX	XXX	XXX	XXX	XXX	XXX	XXX	XXX	XXX
40. Title XVIII Medicare (d)	XXX	XXX	XXX	XXX	XXX	XXX	XXX	XXX	XXX	XXX	XXX	XXX	XXX	XXX	XXX	XXX
41. Title XIX Medicaid (d)	XXX	XXX	XXX	XXX	XXX	XXX	XXX	XXX	XXX	XXX	XXX	XXX	XXX	XXX	XXX	XXX
42. Credit A&H	XXX	XXX	XXX	XXX	XXX	XXX	XXX	XXX	XXX	XXX	XXX	XXX	XXX	XXX	XXX	XXX
43. Disability income (d)	XXX	XXX	XXX	XXX	XXX	XXX	XXX	XXX	XXX	XXX	XXX	XXX	XXX	XXX	XXX	XXX
44. Long-term care (d)	XXX	XXX	XXX	XXX	XXX	XXX	XXX	XXX	XXX	XXX	XXX	XXX	XXX	XXX	XXX	XXX
45. Other health (d)	XXX	XXX	XXX	XXX	XXX	XXX	XXX	XXX	XXX	XXX	XXX	XXX	XXX	XXX	XXX	XXX
46. Total Accident and Health	XXX	XXX	XXX	XXX	XXX	XXX	XXX	XXX	XXX	XXX	XXX	XXX	XXX	XXX	XXX	XXX
47. TOTAL																

NONE

(a) Includes Group Credit Life Insurance Loans less than or equal to 60 months at issue, prior year \$ \_\_\_\_\_, current year \$ \_\_\_\_\_. Loans greater than 60 months at issue BUT NOT GREATER THAN 120 MONTHS prior year \$ \_\_\_\_\_, current year \$ \_\_\_\_\_.

(b) Corporate Owned Life Insurance/BOLI: 1) Number of policies: \_\_\_\_\_ 2) covering number of lives: \_\_\_\_\_ 3) face amount \$ \_\_\_\_\_.

(c) Deposit-Type Contract Considerations NOT included in Total Premiums and Annuities Considerations: Individual: \$ \_\_\_\_\_ Group: \$ \_\_\_\_\_ Total: \$ \_\_\_\_\_.

(d) For health business on indicated lines report: Number of persons insured under PPO managed care products \_\_\_\_\_ and number of persons insured under indemnity only products \_\_\_\_\_.

(e) For health premiums written: amount of Medicare Title XVIII exempt from state taxes or fees \$ \_\_\_\_\_.

(f) Certain Separate Account products are included in "Other" product categories in the table(s) above:

1. Individual Life - Other includes the following amounts related to Separate Account policies: Column 1) \$ \_\_\_\_\_ Column 7) \$ \_\_\_\_\_ Column 12) \$ \_\_\_\_\_

2. Group Life - Other includes the following amounts related to Separate Account policies: Column 1) \$ \_\_\_\_\_ Column 7) \$ \_\_\_\_\_ Column 12) \$ \_\_\_\_\_

3. Individual Annuities - Other includes the following amounts related to Separate Account policies: Column 1) \$ \_\_\_\_\_ Column 7) \$ \_\_\_\_\_ Column 12) \$ \_\_\_\_\_

4. Group Annuities - Other includes the following amounts related to Separate Account policies: Column 1) \$ \_\_\_\_\_ Column 7) \$ \_\_\_\_\_ Column 12) \$ \_\_\_\_\_



ANNUAL STATEMENT FOR THE YEAR 2023 OF THE General Re Life Corporation  
**LIFE INSURANCE (STATE PAGE)<sup>(b)</sup>**

NAIC Group Code 0031

BUSINESS IN THE STATE OF Vermont

DURING THE YEAR 2023

NAIC Company Code 86258

Line of Business	1 Premiums and Annuities Considerations	2 Other Considerations	Dividends to Policyholders/Refunds to Members				7 Total (Col. 3+4+5+6)	Claims and Benefits Paid				
			3 Paid in Cash or Left on Deposit	4 Applied to Pay Renewal Premiums	5 Applied to Provide Paid-Up Additions or Shorten the Endowment or Premium-Paying Period	6 Other		8 Death and Annuity Benefits	9 Matured Endowments	10 Surrender Values and Withdrawals for Life Contracts	11 All Other Benefits	12 Total (Sum Columns 8 through 11)
Individual Life												
1. Industrial .....												
2. Whole .....												
3. Term .....												
4. Indexed .....												
5. Universal .....												
6. Universal with secondary guarantees .....												
7. Variable .....												
8. Variable universal .....												
9. Credit .....												
10. Other .....	(f)											
11. Total Individual Life												
Group Life												
12. Whole .....												
13. Term .....												
14. Universal .....												
15. Variable .....												
16. Variable universal .....												
17. Credit .....												
18. Other .....	(f)											
19. Total Group Life												
Individual Annuities												
20. Fixed .....												
21. Indexed .....												
22. Variable with guarantees .....												
23. Variable without guarantees .....												
24. Life contingent payout .....												
25. Other .....	(f)											
26. Total Individual Annuities												
Group Annuities												
27. Fixed .....												
28. Indexed .....												
29. Variable with guarantees .....												
30. Variable without guarantees .....												
31. Life contingent payout .....												
32. Other .....	(f)											
33. Total Group Annuities												
Accident and Health												
34. Comprehensive individual .....	(d)							XXX	XXX	XXX		
35. Comprehensive group .....	(d)							XXX	XXX	XXX		
36. Medicare Supplement .....	(d)							XXX	XXX	XXX		
37. Vision only .....	(d)							XXX	XXX	XXX		
38. Dental only .....	(d)							XXX	XXX	XXX		
39. Federal Employees Health Benefits Plan .....	(d)							XXX	XXX	XXX		
40. Title XVIII Medicare .....	(d)	(e)						XXX	XXX	XXX		
41. Title XIX Medicaid .....	(d)							XXX	XXX	XXX		
42. Credit A&H .....								XXX	XXX	XXX		
43. Disability income .....	(d)							XXX	XXX	XXX		
44. Long-term care .....	(d)							XXX	XXX	XXX		
45. Other health .....	(d)							XXX	XXX	XXX		
46. Total Accident and Health								XXX	XXX	XXX		
47. Total	(c)											

**NONE**

24.VT

ANNUAL STATEMENT FOR THE YEAR 2023 OF THE General Re Life Corporation

LIFE INSURANCE (STATE PAGE) (Continued)<sup>(b)</sup>

NAIC Group Code 0031

BUSINESS IN THE STATE OF Vermont

DURING THE YEAR 2023

NAIC Company Code 86258

Direct Death Benefits, Matured Endowments Incurred and Annuity Benefits

Policy Exhibit

Line of Business	13 Incurred During Current Year	Claims Settled During Current Year								22 Unpaid December 31, Current Year	23 Issued During Year		25 Other Changes to In Force (Net)		27 In Force December 31, Current Year (b)	
		Totals Paid		Reduction by Compromise		Amount Rejected		Total Settled During Current Year			24 Number of Pols/ Certs	24 Amount	26 Number of Pols/ Certs	26 Amount	28 Number of Pols/ Certs	28 Amount
		14 Number of Pols/ Certs	15 Amount	16 Number of Pols/ Certs	17 Amount	18 Number of Pols/ Certs	19 Amount	20 Number of Pols/ Certs	21 Amount							
Individual Life																
1. Industrial																
2. Whole																
3. Term																
4. Indexed																
5. Universal																
6. Universal with secondary guarantees																
7. Variable																
8. Variable universal																
9. Credit																
10. Other (f)																
11. Total Individual Life																
Group Life																
12. Whole																
13. Term																
14. Universal																
15. Variable																
16. Variable universal																
17. Credit																
18. Other (f)																
19. Total Group Life																
Individual Annuities																
20. Fixed																
21. Indexed																
22. Variable with guarantees																
23. Variable without guarantees																
24. Life contingent payout																
25. Other (f)																
26. Total Individual Annuities																
Group Annuities																
27. Fixed																
28. Indexed																
29. Variable with guarantees																
30. Variable without guarantees																
31. Life contingent payout																
32. Other (f)																
33. Total Group Annuities																
Accident and Health																
34. Comprehensive individual (d)	XXX	XXX	XXX	XXX	XXX	XXX	XXX	XXX	XXX	XXX	XXX	XXX	XXX	XXX	XXX	XXX
35. Comprehensive group (d)	XXX	XXX	XXX	XXX	XXX	XXX	XXX	XXX	XXX	XXX	XXX	XXX	XXX	XXX	XXX	XXX
36. Medicare Supplement (d)	XXX	XXX	XXX	XXX	XXX	XXX	XXX	XXX	XXX	XXX	XXX	XXX	XXX	XXX	XXX	XXX
37. Vision only (d)	XXX	XXX	XXX	XXX	XXX	XXX	XXX	XXX	XXX	XXX	XXX	XXX	XXX	XXX	XXX	XXX
38. Dental only (d)	XXX	XXX	XXX	XXX	XXX	XXX	XXX	XXX	XXX	XXX	XXX	XXX	XXX	XXX	XXX	XXX
39. Federal Employees Health Benefits Plan (d)	XXX	XXX	XXX	XXX	XXX	XXX	XXX	XXX	XXX	XXX	XXX	XXX	XXX	XXX	XXX	XXX
40. Title XVIII Medicare (d)	XXX	XXX	XXX	XXX	XXX	XXX	XXX	XXX	XXX	XXX	XXX	XXX	XXX	XXX	XXX	XXX
41. Title XIX Medicaid (d)	XXX	XXX	XXX	XXX	XXX	XXX	XXX	XXX	XXX	XXX	XXX	XXX	XXX	XXX	XXX	XXX
42. Credit A&H	XXX	XXX	XXX	XXX	XXX	XXX	XXX	XXX	XXX	XXX	XXX	XXX	XXX	XXX	XXX	XXX
43. Disability income (d)	XXX	XXX	XXX	XXX	XXX	XXX	XXX	XXX	XXX	XXX	XXX	XXX	XXX	XXX	XXX	XXX
44. Long-term care (d)	XXX	XXX	XXX	XXX	XXX	XXX	XXX	XXX	XXX	XXX	XXX	XXX	XXX	XXX	XXX	XXX
45. Other health (d)	XXX	XXX	XXX	XXX	XXX	XXX	XXX	XXX	XXX	XXX	XXX	XXX	XXX	XXX	XXX	XXX
46. Total Accident and Health	XXX	XXX	XXX	XXX	XXX	XXX	XXX	XXX	XXX	XXX	XXX	XXX	XXX	XXX	XXX	XXX
47. TOTAL																

NONE

(a) Includes Group Credit Life Insurance Loans less than or equal to 60 months at issue, prior year \$ \_\_\_\_\_, current year \$ \_\_\_\_\_. Loans greater than 60 months at issue BUT NOT GREATER THAN 120 MONTHS prior year \$ \_\_\_\_\_, current year \$ \_\_\_\_\_.

(b) Corporate Owned Life Insurance/BOLI: 1) Number of policies: \_\_\_\_\_ 2) covering number of lives: \_\_\_\_\_ 3) face amount \$ \_\_\_\_\_.

(c) Deposit-Type Contract Considerations NOT included in Total Premiums and Annuities Considerations: Individual: \$ \_\_\_\_\_ Group: \$ \_\_\_\_\_ Total: \$ \_\_\_\_\_.

(d) For health business on indicated lines report: Number of persons insured under PPO managed care products \_\_\_\_\_ and number of persons insured under indemnity only products \_\_\_\_\_.

(e) For health premiums written: amount of Medicare Title XVIII exempt from state taxes or fees \$ \_\_\_\_\_.

(f) Certain Separate Account products are included in "Other" product categories in the table(s) above:

1. Individual Life - Other includes the following amounts related to Separate Account policies: Column 1) \$ \_\_\_\_\_ Column 7) \$ \_\_\_\_\_ Column 12) \$ \_\_\_\_\_

2. Group Life - Other includes the following amounts related to Separate Account policies: Column 1) \$ \_\_\_\_\_ Column 7) \$ \_\_\_\_\_ Column 12) \$ \_\_\_\_\_

3. Individual Annuities - Other includes the following amounts related to Separate Account policies: Column 1) \$ \_\_\_\_\_ Column 7) \$ \_\_\_\_\_ Column 12) \$ \_\_\_\_\_

4. Group Annuities - Other includes the following amounts related to Separate Account policies: Column 1) \$ \_\_\_\_\_ Column 7) \$ \_\_\_\_\_ Column 12) \$ \_\_\_\_\_





ANNUAL STATEMENT FOR THE YEAR 2023 OF THE General Re Life Corporation  
**LIFE INSURANCE (STATE PAGE)<sup>(b)</sup>**

NAIC Group Code 0031

BUSINESS IN THE STATE OF Virginia

DURING THE YEAR 2023

NAIC Company Code 86258

Line of Business	1 Premiums and Annuities Considerations	2 Other Considerations	Dividends to Policyholders/Refunds to Members				7 Total (Col. 3+4+5+6)	Claims and Benefits Paid				
			3 Paid in Cash or Left on Deposit	4 Applied to Pay Renewal Premiums	5 Applied to Provide Paid-Up Additions or Shorten the Endowment or Premium-Paying Period	6 Other		8 Death and Annuity Benefits	9 Matured Endowments	10 Surrender Values and Withdrawals for Life Contracts	11 All Other Benefits	12 Total (Sum Columns 8 through 11)
Individual Life												
1. Industrial .....												
2. Whole .....												
3. Term .....												
4. Indexed .....												
5. Universal .....												
6. Universal with secondary guarantees .....												
7. Variable .....												
8. Variable universal .....												
9. Credit .....												
10. Other .....	(f)											
11. Total Individual Life												
Group Life												
12. Whole .....												
13. Term .....												
14. Universal .....												
15. Variable .....												
16. Variable universal .....												
17. Credit .....												
18. Other .....	(f)											
19. Total Group Life												
Individual Annuities												
20. Fixed .....												
21. Indexed .....												
22. Variable with guarantees .....												
23. Variable without guarantees .....												
24. Life contingent payout .....												
25. Other .....	(f)											
26. Total Individual Annuities												
Group Annuities												
27. Fixed .....												
28. Indexed .....												
29. Variable with guarantees .....												
30. Variable without guarantees .....												
31. Life contingent payout .....												
32. Other .....	(f)											
33. Total Group Annuities												
Accident and Health												
34. Comprehensive individual .....	(d)							XXX	XXX	XXX		
35. Comprehensive group .....	(d)							XXX	XXX	XXX		
36. Medicare Supplement .....	(d)							XXX	XXX	XXX		
37. Vision only .....	(d)							XXX	XXX	XXX		
38. Dental only .....	(d)							XXX	XXX	XXX		
39. Federal Employees Health Benefits Plan .....	(d)							XXX	XXX	XXX		
40. Title XVIII Medicare .....	(d)	(e)						XXX	XXX	XXX		
41. Title XIX Medicaid .....	(d)							XXX	XXX	XXX		
42. Credit A&H .....								XXX	XXX	XXX		
43. Disability income .....	(d)							XXX	XXX	XXX		
44. Long-term care .....	(d)							XXX	XXX	XXX		
45. Other health .....	(d)							XXX	XXX	XXX		
46. Total Accident and Health								XXX	XXX	XXX		
47. Total	(c)											

**NONE**

ANNUAL STATEMENT FOR THE YEAR 2023 OF THE General Re Life Corporation

LIFE INSURANCE (STATE PAGE) (Continued)<sup>(b)</sup>

NAIC Group Code 0031

BUSINESS IN THE STATE OF Virginia

DURING THE YEAR 2023

NAIC Company Code 86258

Line of Business	13 Incurred During Current Year	13 Direct Death Benefits, Matured Endowments Incurred and Annuity Benefits Claims Settled During Current Year								22 Unpaid December 31, Current Year	22 Issued During Year		22 Other Changes to In Force (Net)		22 In Force December 31, Current Year (b)	
		Totals Paid		Reduction by Compromise		Amount Rejected		Total Settled During Current Year			23	24	25	26	27	28
		14 Number of Pols/ Certs	15 Amount	16 Number of Pols/ Certs	17 Amount	18 Number of Pols/ Certs	19 Amount	20 Number of Pols/ Certs	21 Amount		Number of Pols/ Certs	Amount	Number of Pols/ Certs	Amount	Number of Pols/ Certs	Amount
Individual Life																
1. Industrial																
2. Whole																
3. Term																
4. Indexed																
5. Universal																
6. Universal with secondary guarantees																
7. Variable																
8. Variable universal																
9. Credit																
10. Other (f)																
11. Total Individual Life																
Group Life																
12. Whole																
13. Term																
14. Universal																
15. Variable																
16. Variable universal																
17. Credit																
18. Other (f)																
19. Total Group Life																
Individual Annuities																
20. Fixed																
21. Indexed																
22. Variable with guarantees																
23. Variable without guarantees																
24. Life contingent payout																
25. Other (f)																
26. Total Individual Annuities																
Group Annuities																
27. Fixed																
28. Indexed																
29. Variable with guarantees																
30. Variable without guarantees																
31. Life contingent payout																
32. Other (f)																
33. Total Group Annuities																
Accident and Health																
34. Comprehensive individual (d)	XXX	XXX	XXX	XXX	XXX	XXX	XXX	XXX	XXX	XXX	XXX	XXX	XXX	XXX	XXX	
35. Comprehensive group (d)	XXX	XXX	XXX	XXX	XXX	XXX	XXX	XXX	XXX	XXX	XXX	XXX	XXX	XXX	XXX	
36. Medicare Supplement (d)	XXX	XXX	XXX	XXX	XXX	XXX	XXX	XXX	XXX	XXX	XXX	XXX	XXX	XXX	XXX	
37. Vision only (d)	XXX	XXX	XXX	XXX	XXX	XXX	XXX	XXX	XXX	XXX	XXX	XXX	XXX	XXX	XXX	
38. Dental only (d)	XXX	XXX	XXX	XXX	XXX	XXX	XXX	XXX	XXX	XXX	XXX	XXX	XXX	XXX	XXX	
39. Federal Employees Health Benefits Plan (d)	XXX	XXX	XXX	XXX	XXX	XXX	XXX	XXX	XXX	XXX	XXX	XXX	XXX	XXX	XXX	
40. Title XVIII Medicare (d)	XXX	XXX	XXX	XXX	XXX	XXX	XXX	XXX	XXX	XXX	XXX	XXX	XXX	XXX	XXX	
41. Title XIX Medicaid (d)	XXX	XXX	XXX	XXX	XXX	XXX	XXX	XXX	XXX	XXX	XXX	XXX	XXX	XXX	XXX	
42. Credit A&H	XXX	XXX	XXX	XXX	XXX	XXX	XXX	XXX	XXX	XXX	XXX	XXX	XXX	XXX	XXX	
43. Disability income (d)	XXX	XXX	XXX	XXX	XXX	XXX	XXX	XXX	XXX	XXX	XXX	XXX	XXX	XXX	XXX	
44. Long-term care (d)	XXX	XXX	XXX	XXX	XXX	XXX	XXX	XXX	XXX	XXX	XXX	XXX	XXX	XXX	XXX	
45. Other health (d)	XXX	XXX	XXX	XXX	XXX	XXX	XXX	XXX	XXX	XXX	XXX	XXX	XXX	XXX	XXX	
46. Total Accident and Health	XXX	XXX	XXX	XXX	XXX	XXX	XXX	XXX	XXX	XXX	XXX	XXX	XXX	XXX	XXX	
47. TOTAL																

NONE

(a) Includes Group Credit Life Insurance Loans less than or equal to 60 months at issue, prior year \$ \_\_\_\_\_, current year \$ \_\_\_\_\_. Loans greater than 60 months at issue BUT NOT GREATER THAN 120 MONTHS prior year \$ \_\_\_\_\_, current year \$ \_\_\_\_\_.

(b) Corporate Owned Life Insurance/BOLI: 1) Number of policies: \_\_\_\_\_ 2) covering number of lives: \_\_\_\_\_ 3) face amount \$ \_\_\_\_\_.

(c) Deposit-Type Contract Considerations NOT included in Total Premiums and Annuities Considerations: Individual: \$ \_\_\_\_\_ Group: \$ \_\_\_\_\_ Total: \$ \_\_\_\_\_.

(d) For health business on indicated lines report: Number of persons insured under PPO managed care products \_\_\_\_\_ and number of persons insured under indemnity only products \_\_\_\_\_.

(e) For health premiums written: amount of Medicare Title XVIII exempt from state taxes or fees \$ \_\_\_\_\_.

(f) Certain Separate Account products are included in "Other" product categories in the table(s) above:

1. Individual Life - Other includes the following amounts related to Separate Account policies: Column 1) \$ \_\_\_\_\_ Column 7) \$ \_\_\_\_\_ Column 12) \$ \_\_\_\_\_

2. Group Life - Other includes the following amounts related to Separate Account policies: Column 1) \$ \_\_\_\_\_ Column 7) \$ \_\_\_\_\_ Column 12) \$ \_\_\_\_\_

3. Individual Annuities - Other includes the following amounts related to Separate Account policies: Column 1) \$ \_\_\_\_\_ Column 7) \$ \_\_\_\_\_ Column 12) \$ \_\_\_\_\_

4. Group Annuities - Other includes the following amounts related to Separate Account policies: Column 1) \$ \_\_\_\_\_ Column 7) \$ \_\_\_\_\_ Column 12) \$ \_\_\_\_\_



ANNUAL STATEMENT FOR THE YEAR 2023 OF THE General Re Life Corporation  
**LIFE INSURANCE (STATE PAGE)<sup>(b)</sup>**

NAIC Group Code 0031

BUSINESS IN THE STATE OF Washington

DURING THE YEAR 2023

NAIC Company Code 86258

Line of Business	1 Premiums and Annuities Considerations	2 Other Considerations	Dividends to Policyholders/Refunds to Members				7 Total (Col. 3+4+5+6)	Claims and Benefits Paid				
			3 Paid in Cash or Left on Deposit	4 Applied to Pay Renewal Premiums	5 Applied to Provide Paid-Up Additions or Shorten the Endowment or Premium-Paying Period	6 Other		8 Death and Annuity Benefits	9 Matured Endowments	10 Surrender Values and Withdrawals for Life Contracts	11 All Other Benefits	12 Total (Sum Columns 8 through 11)
Individual Life												
1. Industrial .....												
2. Whole .....												
3. Term .....												
4. Indexed .....												
5. Universal .....												
6. Universal with secondary guarantees .....												
7. Variable .....												
8. Variable universal .....												
9. Credit .....												
10. Other .....	(f)											
11. Total Individual Life												
Group Life												
12. Whole .....												
13. Term .....												
14. Universal .....												
15. Variable .....												
16. Variable universal .....												
17. Credit .....												
18. Other .....	(f)											
19. Total Group Life												
Individual Annuities												
20. Fixed .....												
21. Indexed .....												
22. Variable with guarantees .....												
23. Variable without guarantees .....												
24. Life contingent payout .....												
25. Other .....	(f)											
26. Total Individual Annuities												
Group Annuities												
27. Fixed .....												
28. Indexed .....												
29. Variable with guarantees .....												
30. Variable without guarantees .....												
31. Life contingent payout .....												
32. Other .....	(f)											
33. Total Group Annuities												
Accident and Health												
34. Comprehensive individual .....	(d)							XXX	XXX	XXX		
35. Comprehensive group .....	(d)							XXX	XXX	XXX		
36. Medicare Supplement .....	(d)							XXX	XXX	XXX		
37. Vision only .....	(d)							XXX	XXX	XXX		
38. Dental only .....	(d)							XXX	XXX	XXX		
39. Federal Employees Health Benefits Plan .....	(d)							XXX	XXX	XXX		
40. Title XVIII Medicare .....	(d)	(e)						XXX	XXX	XXX		
41. Title XIX Medicaid .....	(d)							XXX	XXX	XXX		
42. Credit A&H .....								XXX	XXX	XXX		
43. Disability income .....	(d)							XXX	XXX	XXX		
44. Long-term care .....	(d)							XXX	XXX	XXX		
45. Other health .....	(d)							XXX	XXX	XXX		
46. Total Accident and Health								XXX	XXX	XXX		
47. Total	(c)											

**NONE**

24.WA

ANNUAL STATEMENT FOR THE YEAR 2023 OF THE General Re Life Corporation

LIFE INSURANCE (STATE PAGE) (Continued)<sup>(b)</sup>

NAIC Group Code 0031

BUSINESS IN THE STATE OF

Washington

DURING THE YEAR 2023

NAIC Company Code 86258

Direct Death Benefits, Matured Endowments Incurred and Annuity Benefits

Policy Exhibit

Line of Business	13 Incurred During Current Year	Claims Settled During Current Year								22 Unpaid December 31, Current Year	23 Issued During Year		25 Other Changes to In Force (Net)		27 In Force December 31, Current Year (b)	
		Totals Paid		Reduction by Compromise		Amount Rejected		Total Settled During Current Year			24 Number of Pols/ Certs	24 Amount	26 Number of Pols/ Certs	26 Amount	28 Number of Pols/ Certs	28 Amount
		14 Number of Pols/ Certs	15 Amount	16 Number of Pols/ Certs	17 Amount	18 Number of Pols/ Certs	19 Amount	20 Number of Pols/ Certs	21 Amount							
Individual Life																
1. Industrial																
2. Whole																
3. Term																
4. Indexed																
5. Universal																
6. Universal with secondary guarantees																
7. Variable																
8. Variable universal																
9. Credit																
10. Other (f)																
11. Total Individual Life																
Group Life																
12. Whole																
13. Term																
14. Universal																
15. Variable																
16. Variable universal																
17. Credit																
18. Other (f)																
19. Total Group Life																
Individual Annuities																
20. Fixed																
21. Indexed																
22. Variable with guarantees																
23. Variable without guarantees																
24. Life contingent payout																
25. Other (f)																
26. Total Individual Annuities																
Group Annuities																
27. Fixed																
28. Indexed																
29. Variable with guarantees																
30. Variable without guarantees																
31. Life contingent payout																
32. Other (f)																
33. Total Group Annuities																
Accident and Health																
34. Comprehensive individual (d)	XXX	XXX	XXX	XXX	XXX	XXX	XXX	XXX	XXX	XXX	XXX	XXX	XXX	XXX	XXX	XXX
35. Comprehensive group (d)	XXX	XXX	XXX	XXX	XXX	XXX	XXX	XXX	XXX	XXX	XXX	XXX	XXX	XXX	XXX	XXX
36. Medicare Supplement (d)	XXX	XXX	XXX	XXX	XXX	XXX	XXX	XXX	XXX	XXX	XXX	XXX	XXX	XXX	XXX	XXX
37. Vision only (d)	XXX	XXX	XXX	XXX	XXX	XXX	XXX	XXX	XXX	XXX	XXX	XXX	XXX	XXX	XXX	XXX
38. Dental only (d)	XXX	XXX	XXX	XXX	XXX	XXX	XXX	XXX	XXX	XXX	XXX	XXX	XXX	XXX	XXX	XXX
39. Federal Employees Health Benefits Plan (d)	XXX	XXX	XXX	XXX	XXX	XXX	XXX	XXX	XXX	XXX	XXX	XXX	XXX	XXX	XXX	XXX
40. Title XVIII Medicare (d)	XXX	XXX	XXX	XXX	XXX	XXX	XXX	XXX	XXX	XXX	XXX	XXX	XXX	XXX	XXX	XXX
41. Title XIX Medicaid (d)	XXX	XXX	XXX	XXX	XXX	XXX	XXX	XXX	XXX	XXX	XXX	XXX	XXX	XXX	XXX	XXX
42. Credit A&H	XXX	XXX	XXX	XXX	XXX	XXX	XXX	XXX	XXX	XXX	XXX	XXX	XXX	XXX	XXX	XXX
43. Disability income (d)	XXX	XXX	XXX	XXX	XXX	XXX	XXX	XXX	XXX	XXX	XXX	XXX	XXX	XXX	XXX	XXX
44. Long-term care (d)	XXX	XXX	XXX	XXX	XXX	XXX	XXX	XXX	XXX	XXX	XXX	XXX	XXX	XXX	XXX	XXX
45. Other health (d)	XXX	XXX	XXX	XXX	XXX	XXX	XXX	XXX	XXX	XXX	XXX	XXX	XXX	XXX	XXX	XXX
46. Total Accident and Health	XXX	XXX	XXX	XXX	XXX	XXX	XXX	XXX	XXX	XXX	XXX	XXX	XXX	XXX	XXX	XXX
47. TOTAL																

NONE

(a) Includes Group Credit Life Insurance Loans less than or equal to 60 months at issue, prior year \$ \_\_\_\_\_, current year \$ \_\_\_\_\_. Loans greater than 60 months at issue BUT NOT GREATER THAN 120 MONTHS prior year \$ \_\_\_\_\_, current year \$ \_\_\_\_\_.

(b) Corporate Owned Life Insurance/BOLI: 1) Number of policies: \_\_\_\_\_ 2) covering number of lives: \_\_\_\_\_ 3) face amount \$ \_\_\_\_\_.

(c) Deposit-Type Contract Considerations NOT included in Total Premiums and Annuities Considerations: Individual: \$ \_\_\_\_\_ Group: \$ \_\_\_\_\_ Total: \$ \_\_\_\_\_.

(d) For health business on indicated lines report: Number of persons insured under PPO managed care products \_\_\_\_\_ and number of persons insured under indemnity only products \_\_\_\_\_.

(e) For health premiums written: amount of Medicare Title XVIII exempt from state taxes or fees \$ \_\_\_\_\_.

(f) Certain Separate Account products are included in "Other" product categories in the table(s) above:

1. Individual Life - Other includes the following amounts related to Separate Account policies: Column 1) \$ \_\_\_\_\_ Column 7) \$ \_\_\_\_\_ Column 12) \$ \_\_\_\_\_

2. Group Life - Other includes the following amounts related to Separate Account policies: Column 1) \$ \_\_\_\_\_ Column 7) \$ \_\_\_\_\_ Column 12) \$ \_\_\_\_\_

3. Individual Annuities - Other includes the following amounts related to Separate Account policies: Column 1) \$ \_\_\_\_\_ Column 7) \$ \_\_\_\_\_ Column 12) \$ \_\_\_\_\_

4. Group Annuities - Other includes the following amounts related to Separate Account policies: Column 1) \$ \_\_\_\_\_ Column 7) \$ \_\_\_\_\_ Column 12) \$ \_\_\_\_\_

24.1.WA



ANNUAL STATEMENT FOR THE YEAR 2023 OF THE General Re Life Corporation  
**LIFE INSURANCE (STATE PAGE)<sup>(b)</sup>**

NAIC Group Code 0031

BUSINESS IN THE STATE OF West Virginia

DURING THE YEAR 2023

NAIC Company Code 86258

Line of Business	1 Premiums and Annuities Considerations	2 Other Considerations	Dividends to Policyholders/Refunds to Members				7 Total (Col. 3+4+5+6)	Claims and Benefits Paid				
			3 Paid in Cash or Left on Deposit	4 Applied to Pay Renewal Premiums	5 Applied to Provide Paid-Up Additions or Shorten the Endowment or Premium-Paying Period	6 Other		8 Death and Annuity Benefits	9 Matured Endowments	10 Surrender Values and Withdrawals for Life Contracts	11 All Other Benefits	12 Total (Sum Columns 8 through 11)
Individual Life												
1. Industrial .....												
2. Whole .....												
3. Term .....												
4. Indexed .....												
5. Universal .....												
6. Universal with secondary guarantees .....												
7. Variable .....												
8. Variable universal .....												
9. Credit .....												
10. Other .....	(f)											
11. Total Individual Life												
Group Life												
12. Whole .....												
13. Term .....												
14. Universal .....												
15. Variable .....												
16. Variable universal .....												
17. Credit .....												
18. Other .....	(f)											
19. Total Group Life												
Individual Annuities												
20. Fixed .....												
21. Indexed .....												
22. Variable with guarantees .....												
23. Variable without guarantees .....												
24. Life contingent payout .....												
25. Other .....	(f)											
26. Total Individual Annuities												
Group Annuities												
27. Fixed .....												
28. Indexed .....												
29. Variable with guarantees .....												
30. Variable without guarantees .....												
31. Life contingent payout .....												
32. Other .....	(f)											
33. Total Group Annuities												
Accident and Health												
34. Comprehensive individual .....	(d)							XXX	XXX	XXX		
35. Comprehensive group .....	(d)							XXX	XXX	XXX		
36. Medicare Supplement .....	(d)							XXX	XXX	XXX		
37. Vision only .....	(d)							XXX	XXX	XXX		
38. Dental only .....	(d)							XXX	XXX	XXX		
39. Federal Employees Health Benefits Plan .....	(d)							XXX	XXX	XXX		
40. Title XVIII Medicare .....	(d)	(e)						XXX	XXX	XXX		
41. Title XIX Medicaid .....	(d)							XXX	XXX	XXX		
42. Credit A&H .....								XXX	XXX	XXX		
43. Disability income .....	(d)							XXX	XXX	XXX		
44. Long-term care .....	(d)							XXX	XXX	XXX		
45. Other health .....	(d)							XXX	XXX	XXX		
46. Total Accident and Health								XXX	XXX	XXX		
47. Total	(c)											

**NONE**

24.WV

ANNUAL STATEMENT FOR THE YEAR 2023 OF THE General Re Life Corporation

LIFE INSURANCE (STATE PAGE) (Continued)<sup>(b)</sup>

NAIC Group Code 0031

BUSINESS IN THE STATE OF

West Virginia

DURING THE YEAR 2023

NAIC Company Code 86258

Direct Death Benefits, Matured Endowments Incurred and Annuity Benefits

Policy Exhibit

Line of Business	13 Incurred During Current Year	13 Claims Settled During Current Year								22 Unpaid December 31, Current Year	22 Issued During Year		22 Other Changes to In Force (Net)		22 In Force December 31, Current Year (b)	
		Totals Paid		Reduction by Compromise		Amount Rejected		Total Settled During Current Year			23	24	25	26	27	28
		14 Number of Pals/ Certs	15 Amount	16 Number of Pals/ Certs	17 Amount	18 Number of Pals/ Certs	19 Amount	20 Number of Pals/ Certs	21 Amount		Number of Pals/ Certs	Amount	Number of Pals/ Certs	Amount	Number of Pals/ Certs	Amount
Individual Life																
1. Industrial																
2. Whole																
3. Term																
4. Indexed																
5. Universal																
6. Universal with secondary guarantees																
7. Variable																
8. Variable universal																
9. Credit																
10. Other (f)																
11. Total Individual Life																
Group Life																
12. Whole																
13. Term																
14. Universal																
15. Variable																
16. Variable universal																
17. Credit																
18. Other (f)																
19. Total Group Life																
Individual Annuities																
20. Fixed																
21. Indexed																
22. Variable with guarantees																
23. Variable without guarantees																
24. Life contingent payout																
25. Other (f)																
26. Total Individual Annuities																
Group Annuities																
27. Fixed																
28. Indexed																
29. Variable with guarantees																
30. Variable without guarantees																
31. Life contingent payout																
32. Other (f)																
33. Total Group Annuities																
Accident and Health																
34. Comprehensive individual (d)	XXX	XXX	XXX	XXX	XXX	XXX	XXX	XXX	XXX	XXX	XXX	XXX	XXX	XXX	XXX	XXX
35. Comprehensive group (d)	XXX	XXX	XXX	XXX	XXX	XXX	XXX	XXX	XXX	XXX	XXX	XXX	XXX	XXX	XXX	XXX
36. Medicare Supplement (d)	XXX	XXX	XXX	XXX	XXX	XXX	XXX	XXX	XXX	XXX	XXX	XXX	XXX	XXX	XXX	XXX
37. Vision only (d)	XXX	XXX	XXX	XXX	XXX	XXX	XXX	XXX	XXX	XXX	XXX	XXX	XXX	XXX	XXX	XXX
38. Dental only (d)	XXX	XXX	XXX	XXX	XXX	XXX	XXX	XXX	XXX	XXX	XXX	XXX	XXX	XXX	XXX	XXX
39. Federal Employees Health Benefits Plan (d)	XXX	XXX	XXX	XXX	XXX	XXX	XXX	XXX	XXX	XXX	XXX	XXX	XXX	XXX	XXX	XXX
40. Title XVIII Medicare (d)	XXX	XXX	XXX	XXX	XXX	XXX	XXX	XXX	XXX	XXX	XXX	XXX	XXX	XXX	XXX	XXX
41. Title XIX Medicaid (d)	XXX	XXX	XXX	XXX	XXX	XXX	XXX	XXX	XXX	XXX	XXX	XXX	XXX	XXX	XXX	XXX
42. Credit A&H	XXX	XXX	XXX	XXX	XXX	XXX	XXX	XXX	XXX	XXX	XXX	XXX	XXX	XXX	XXX	XXX
43. Disability income (d)	XXX	XXX	XXX	XXX	XXX	XXX	XXX	XXX	XXX	XXX	XXX	XXX	XXX	XXX	XXX	XXX
44. Long-term care (d)	XXX	XXX	XXX	XXX	XXX	XXX	XXX	XXX	XXX	XXX	XXX	XXX	XXX	XXX	XXX	XXX
45. Other health (d)	XXX	XXX	XXX	XXX	XXX	XXX	XXX	XXX	XXX	XXX	XXX	XXX	XXX	XXX	XXX	XXX
46. Total Accident and Health	XXX	XXX	XXX	XXX	XXX	XXX	XXX	XXX	XXX	XXX	XXX	XXX	XXX	XXX	XXX	XXX
47. TOTAL																

NONE

(a) Includes Group Credit Life Insurance Loans less than or equal to 60 months at issue, prior year \$ \_\_\_\_\_, current year \$ \_\_\_\_\_. Loans greater than 60 months at issue BUT NOT GREATER THAN 120 MONTHS prior year \$ \_\_\_\_\_, current year \$ \_\_\_\_\_.

(b) Corporate Owned Life Insurance/BOLI: 1) Number of policies: \_\_\_\_\_ 2) covering number of lives: \_\_\_\_\_ 3) face amount \$ \_\_\_\_\_.

(c) Deposit-Type Contract Considerations NOT included in Total Premiums and Annuities Considerations: Individual: \$ \_\_\_\_\_ Group: \$ \_\_\_\_\_ Total: \$ \_\_\_\_\_.

(d) For health business on indicated lines report: Number of persons insured under PPO managed care products \_\_\_\_\_ and number of persons insured under indemnity only products \_\_\_\_\_.

(e) For health premiums written: amount of Medicare Title XVIII exempt from state taxes or fees \$ \_\_\_\_\_.

(f) Certain Separate Account products are included in "Other" product categories in the table(s) above:

1. Individual Life - Other includes the following amounts related to Separate Account policies: Column 1) \$ \_\_\_\_\_ Column 7) \$ \_\_\_\_\_ Column 12) \$ \_\_\_\_\_

2. Group Life - Other includes the following amounts related to Separate Account policies: Column 1) \$ \_\_\_\_\_ Column 7) \$ \_\_\_\_\_ Column 12) \$ \_\_\_\_\_

3. Individual Annuities - Other includes the following amounts related to Separate Account policies: Column 1) \$ \_\_\_\_\_ Column 7) \$ \_\_\_\_\_ Column 12) \$ \_\_\_\_\_

4. Group Annuities - Other includes the following amounts related to Separate Account policies: Column 1) \$ \_\_\_\_\_ Column 7) \$ \_\_\_\_\_ Column 12) \$ \_\_\_\_\_

24.1.WV



ANNUAL STATEMENT FOR THE YEAR 2023 OF THE General Re Life Corporation  
**LIFE INSURANCE (STATE PAGE)<sup>(b)</sup>**

NAIC Group Code 0031

BUSINESS IN THE STATE OF Wisconsin

DURING THE YEAR 2023

NAIC Company Code 86258

Line of Business	1 Premiums and Annuities Considerations	2 Other Considerations	Dividends to Policyholders/Refunds to Members				7 Total (Col. 3+4+5+6)	Claims and Benefits Paid				
			3 Paid in Cash or Left on Deposit	4 Applied to Pay Renewal Premiums	5 Applied to Provide Paid-Up Additions or Shorten the Endowment or Premium-Paying Period	6 Other		8 Death and Annuity Benefits	9 Matured Endowments	10 Surrender Values and Withdrawals for Life Contracts	11 All Other Benefits	12 Total (Sum Columns 8 through 11)
Individual Life												
1. Industrial .....												
2. Whole .....												
3. Term .....												
4. Indexed .....												
5. Universal .....												
6. Universal with secondary guarantees .....												
7. Variable .....												
8. Variable universal .....												
9. Credit .....												
10. Other .....	(f)											
11. Total Individual Life												
Group Life												
12. Whole .....												
13. Term .....												
14. Universal .....												
15. Variable .....												
16. Variable universal .....												
17. Credit .....												
18. Other .....	(f)											
19. Total Group Life												
Individual Annuities												
20. Fixed .....												
21. Indexed .....												
22. Variable with guarantees .....												
23. Variable without guarantees .....												
24. Life contingent payout .....												
25. Other .....	(f)											
26. Total Individual Annuities												
Group Annuities												
27. Fixed .....												
28. Indexed .....												
29. Variable with guarantees .....												
30. Variable without guarantees .....												
31. Life contingent payout .....												
32. Other .....	(f)											
33. Total Group Annuities												
Accident and Health												
34. Comprehensive individual .....	(d)							XXX	XXX	XXX		
35. Comprehensive group .....	(d)							XXX	XXX	XXX		
36. Medicare Supplement .....	(d)							XXX	XXX	XXX		
37. Vision only .....	(d)							XXX	XXX	XXX		
38. Dental only .....	(d)							XXX	XXX	XXX		
39. Federal Employees Health Benefits Plan .....	(d)							XXX	XXX	XXX		
40. Title XVIII Medicare .....	(d)	(e)						XXX	XXX	XXX		
41. Title XIX Medicaid .....	(d)							XXX	XXX	XXX		
42. Credit A&H .....								XXX	XXX	XXX		
43. Disability income .....	(d)							XXX	XXX	XXX		
44. Long-term care .....	(d)							XXX	XXX	XXX		
45. Other health .....	(d)							XXX	XXX	XXX		
46. Total Accident and Health								XXX	XXX	XXX		
47. Total	(c)											

**NONE**

24.W1

ANNUAL STATEMENT FOR THE YEAR 2023 OF THE General Re Life Corporation

LIFE INSURANCE (STATE PAGE) (Continued)<sup>(b)</sup>

NAIC Group Code 0031

BUSINESS IN THE STATE OF

Wisconsin

DURING THE YEAR 2023

NAIC Company Code 86258

Line of Business	13 Incurred During Current Year	13 Direct Death Benefits, Matured Endowments Incurred and Annuity Benefits Claims Settled During Current Year								22 Unpaid December 31, Current Year	22 Issued During Year		22 Other Changes to In Force (Net)		22 In Force December 31, Current Year (b)	
		Totals Paid		Reduction by Compromise		Amount Rejected		Total Settled During Current Year			23	24	25	26	27	28
		14 Number of Pols/ Certs	15 Amount	16 Number of Pols/ Certs	17 Amount	18 Number of Pols/ Certs	19 Amount	20 Number of Pols/ Certs	21 Amount		Number of Pols/ Certs	Amount	Number of Pols/ Certs	Amount	Number of Pols/ Certs	Amount
Individual Life																
1. Industrial																
2. Whole																
3. Term																
4. Indexed																
5. Universal																
6. Universal with secondary guarantees																
7. Variable																
8. Variable universal																
9. Credit																
10. Other (f)																
11. Total Individual Life																
Group Life																
12. Whole																
13. Term																
14. Universal																
15. Variable																
16. Variable universal																
17. Credit																
18. Other (f)																
19. Total Group Life																
Individual Annuities																
20. Fixed																
21. Indexed																
22. Variable with guarantees																
23. Variable without guarantees																
24. Life contingent payout																
25. Other (f)																
26. Total Individual Annuities																
Group Annuities																
27. Fixed																
28. Indexed																
29. Variable with guarantees																
30. Variable without guarantees																
31. Life contingent payout																
32. Other (f)																
33. Total Group Annuities																
Accident and Health																
34. Comprehensive individual (d)	XXX	XXX	XXX	XXX	XXX	XXX	XXX	XXX	XXX	XXX	XXX	XXX	XXX	XXX	XXX	
35. Comprehensive group (d)	XXX	XXX	XXX	XXX	XXX	XXX	XXX	XXX	XXX	XXX	XXX	XXX	XXX	XXX	XXX	
36. Medicare Supplement (d)	XXX	XXX	XXX	XXX	XXX	XXX	XXX	XXX	XXX	XXX	XXX	XXX	XXX	XXX	XXX	
37. Vision only (d)	XXX	XXX	XXX	XXX	XXX	XXX	XXX	XXX	XXX	XXX	XXX	XXX	XXX	XXX	XXX	
38. Dental only (d)	XXX	XXX	XXX	XXX	XXX	XXX	XXX	XXX	XXX	XXX	XXX	XXX	XXX	XXX	XXX	
39. Federal Employees Health Benefits Plan (d)	XXX	XXX	XXX	XXX	XXX	XXX	XXX	XXX	XXX	XXX	XXX	XXX	XXX	XXX	XXX	
40. Title XVIII Medicare (d)	XXX	XXX	XXX	XXX	XXX	XXX	XXX	XXX	XXX	XXX	XXX	XXX	XXX	XXX	XXX	
41. Title XIX Medicaid (d)	XXX	XXX	XXX	XXX	XXX	XXX	XXX	XXX	XXX	XXX	XXX	XXX	XXX	XXX	XXX	
42. Credit A&H	XXX	XXX	XXX	XXX	XXX	XXX	XXX	XXX	XXX	XXX	XXX	XXX	XXX	XXX	XXX	
43. Disability income (d)	XXX	XXX	XXX	XXX	XXX	XXX	XXX	XXX	XXX	XXX	XXX	XXX	XXX	XXX	XXX	
44. Long-term care (d)	XXX	XXX	XXX	XXX	XXX	XXX	XXX	XXX	XXX	XXX	XXX	XXX	XXX	XXX	XXX	
45. Other health (d)	XXX	XXX	XXX	XXX	XXX	XXX	XXX	XXX	XXX	XXX	XXX	XXX	XXX	XXX	XXX	
46. Total Accident and Health	XXX	XXX	XXX	XXX	XXX	XXX	XXX	XXX	XXX	XXX	XXX	XXX	XXX	XXX	XXX	
47. TOTAL																

NONE

(a) Includes Group Credit Life Insurance Loans less than or equal to 60 months at issue, prior year \$ \_\_\_\_\_, current year \$ \_\_\_\_\_. Loans greater than 60 months at issue BUT NOT GREATER THAN 120 MONTHS prior year \$ \_\_\_\_\_, current year \$ \_\_\_\_\_.

(b) Corporate Owned Life Insurance/BOLI: 1) Number of policies: \_\_\_\_\_ 2) covering number of lives: \_\_\_\_\_ 3) face amount \$ \_\_\_\_\_.

(c) Deposit-Type Contract Considerations NOT included in Total Premiums and Annuities Considerations: Individual: \$ \_\_\_\_\_ Group: \$ \_\_\_\_\_ Total: \$ \_\_\_\_\_.

(d) For health business on indicated lines report: Number of persons insured under PPO managed care products \_\_\_\_\_ and number of persons insured under indemnity only products \_\_\_\_\_.

(e) For health premiums written: amount of Medicare Title XVIII exempt from state taxes or fees \$ \_\_\_\_\_.

(f) Certain Separate Account products are included in "Other" product categories in the table(s) above:

1. Individual Life - Other includes the following amounts related to Separate Account policies: Column 1) \$ \_\_\_\_\_ Column 7) \$ \_\_\_\_\_ Column 12) \$ \_\_\_\_\_

2. Group Life - Other includes the following amounts related to Separate Account policies: Column 1) \$ \_\_\_\_\_ Column 7) \$ \_\_\_\_\_ Column 12) \$ \_\_\_\_\_

3. Individual Annuities - Other includes the following amounts related to Separate Account policies: Column 1) \$ \_\_\_\_\_ Column 7) \$ \_\_\_\_\_ Column 12) \$ \_\_\_\_\_

4. Group Annuities - Other includes the following amounts related to Separate Account policies: Column 1) \$ \_\_\_\_\_ Column 7) \$ \_\_\_\_\_ Column 12) \$ \_\_\_\_\_





ANNUAL STATEMENT FOR THE YEAR 2023 OF THE General Re Life Corporation  
**LIFE INSURANCE (STATE PAGE)<sup>(b)</sup>**

NAIC Group Code 0031

BUSINESS IN THE STATE OF Wyoming

DURING THE YEAR 2023

NAIC Company Code 86258

Line of Business	1 Premiums and Annuities Considerations	2 Other Considerations	Dividends to Policyholders/Refunds to Members				7 Total (Col. 3+4+5+6)	Claims and Benefits Paid				
			3 Paid in Cash or Left on Deposit	4 Applied to Pay Renewal Premiums	5 Applied to Provide Paid-Up Additions or Shorten the Endowment or Premium-Paying Period	6 Other		8 Death and Annuity Benefits	9 Matured Endowments	10 Surrender Values and Withdrawals for Life Contracts	11 All Other Benefits	12 Total (Sum Columns 8 through 11)
Individual Life												
1. Industrial .....												
2. Whole .....												
3. Term .....												
4. Indexed .....												
5. Universal .....												
6. Universal with secondary guarantees .....												
7. Variable .....												
8. Variable universal .....												
9. Credit .....												
10. Other .....	(f)											
11. Total Individual Life												
Group Life												
12. Whole .....												
13. Term .....												
14. Universal .....												
15. Variable .....												
16. Variable universal .....												
17. Credit .....												
18. Other .....	(f)											
19. Total Group Life												
Individual Annuities												
20. Fixed .....												
21. Indexed .....												
22. Variable with guarantees .....												
23. Variable without guarantees .....												
24. Life contingent payout .....												
25. Other .....	(f)											
26. Total Individual Annuities												
Group Annuities												
27. Fixed .....												
28. Indexed .....												
29. Variable with guarantees .....												
30. Variable without guarantees .....												
31. Life contingent payout .....												
32. Other .....	(f)											
33. Total Group Annuities												
Accident and Health												
34. Comprehensive individual .....	(d)							XXX	XXX	XXX		
35. Comprehensive group .....	(d)							XXX	XXX	XXX		
36. Medicare Supplement .....	(d)							XXX	XXX	XXX		
37. Vision only .....	(d)							XXX	XXX	XXX		
38. Dental only .....	(d)							XXX	XXX	XXX		
39. Federal Employees Health Benefits Plan .....	(d)							XXX	XXX	XXX		
40. Title XVIII Medicare .....	(d)	(e)						XXX	XXX	XXX		
41. Title XIX Medicaid .....	(d)							XXX	XXX	XXX		
42. Credit A&H .....								XXX	XXX	XXX		
43. Disability income .....	(d)							XXX	XXX	XXX		
44. Long-term care .....	(d)							XXX	XXX	XXX		
45. Other health .....	(d)							XXX	XXX	XXX		
46. Total Accident and Health								XXX	XXX	XXX		
47. Total	(c)											

**NONE**

24.WY

ANNUAL STATEMENT FOR THE YEAR 2023 OF THE General Re Life Corporation

LIFE INSURANCE (STATE PAGE) (Continued)<sup>(b)</sup>

NAIC Group Code 0031

BUSINESS IN THE STATE OF Wyoming

DURING THE YEAR 2023

NAIC Company Code 86258

Line of Business	13 Incurred During Current Year	13 Direct Death Benefits, Matured Endowments Incurred and Annuity Benefits Claims Settled During Current Year								22 Unpaid December 31, Current Year	22 Issued During Year		22 Other Changes to In Force (Net)		22 In Force December 31, Current Year (b)	
		Totals Paid		Reduction by Compromise		Amount Rejected		Total Settled During Current Year			23	24	25	26	27	28
		14 Number of Pols/ Certs	15 Amount	16 Number of Pols/ Certs	17 Amount	18 Number of Pols/ Certs	19 Amount	20 Number of Pols/ Certs	21 Amount		Number of Pols/ Certs	Amount	Number of Pols/ Certs	Amount	Number of Pols/ Certs	Amount
Individual Life																
1. Industrial																
2. Whole																
3. Term																
4. Indexed																
5. Universal																
6. Universal with secondary guarantees																
7. Variable																
8. Variable universal																
9. Credit																
10. Other (f)																
11. Total Individual Life																
Group Life																
12. Whole																
13. Term																
14. Universal																
15. Variable																
16. Variable universal																
17. Credit																
18. Other (f)																
19. Total Group Life																
Individual Annuities																
20. Fixed																
21. Indexed																
22. Variable with guarantees																
23. Variable without guarantees																
24. Life contingent payout																
25. Other (f)																
26. Total Individual Annuities																
Group Annuities																
27. Fixed																
28. Indexed																
29. Variable with guarantees																
30. Variable without guarantees																
31. Life contingent payout																
32. Other (f)																
33. Total Group Annuities																
Accident and Health																
34. Comprehensive individual (d)	XXX	XXX	XXX	XXX	XXX	XXX	XXX	XXX	XXX	XXX	XXX	XXX	XXX	XXX	XXX	
35. Comprehensive group (d)	XXX	XXX	XXX	XXX	XXX	XXX	XXX	XXX	XXX	XXX	XXX	XXX	XXX	XXX	XXX	
36. Medicare Supplement (d)	XXX	XXX	XXX	XXX	XXX	XXX	XXX	XXX	XXX	XXX	XXX	XXX	XXX	XXX	XXX	
37. Vision only (d)	XXX	XXX	XXX	XXX	XXX	XXX	XXX	XXX	XXX	XXX	XXX	XXX	XXX	XXX	XXX	
38. Dental only (d)	XXX	XXX	XXX	XXX	XXX	XXX	XXX	XXX	XXX	XXX	XXX	XXX	XXX	XXX	XXX	
39. Federal Employees Health Benefits Plan (d)	XXX	XXX	XXX	XXX	XXX	XXX	XXX	XXX	XXX	XXX	XXX	XXX	XXX	XXX	XXX	
40. Title XVIII Medicare (d)	XXX	XXX	XXX	XXX	XXX	XXX	XXX	XXX	XXX	XXX	XXX	XXX	XXX	XXX	XXX	
41. Title XIX Medicaid (d)	XXX	XXX	XXX	XXX	XXX	XXX	XXX	XXX	XXX	XXX	XXX	XXX	XXX	XXX	XXX	
42. Credit A&H	XXX	XXX	XXX	XXX	XXX	XXX	XXX	XXX	XXX	XXX	XXX	XXX	XXX	XXX	XXX	
43. Disability income (d)	XXX	XXX	XXX	XXX	XXX	XXX	XXX	XXX	XXX	XXX	XXX	XXX	XXX	XXX	XXX	
44. Long-term care (d)	XXX	XXX	XXX	XXX	XXX	XXX	XXX	XXX	XXX	XXX	XXX	XXX	XXX	XXX	XXX	
45. Other health (d)	XXX	XXX	XXX	XXX	XXX	XXX	XXX	XXX	XXX	XXX	XXX	XXX	XXX	XXX	XXX	
46. Total Accident and Health	XXX	XXX	XXX	XXX	XXX	XXX	XXX	XXX	XXX	XXX	XXX	XXX	XXX	XXX	XXX	
47. TOTAL																

NONE

(a) Includes Group Credit Life Insurance Loans less than or equal to 60 months at issue, prior year \$ \_\_\_\_\_, current year \$ \_\_\_\_\_. Loans greater than 60 months at issue BUT NOT GREATER THAN 120 MONTHS prior year \$ \_\_\_\_\_, current year \$ \_\_\_\_\_.

(b) Corporate Owned Life Insurance/BOLI: 1) Number of policies: \_\_\_\_\_ 2) covering number of lives: \_\_\_\_\_ 3) face amount \$ \_\_\_\_\_.

(c) Deposit-Type Contract Considerations NOT included in Total Premiums and Annuities Considerations: Individual: \$ \_\_\_\_\_ Group: \$ \_\_\_\_\_ Total: \$ \_\_\_\_\_.

(d) For health business on indicated lines report: Number of persons insured under PPO managed care products \_\_\_\_\_ and number of persons insured under indemnity only products \_\_\_\_\_.

(e) For health premiums written: amount of Medicare Title XVIII exempt from state taxes or fees \$ \_\_\_\_\_.

(f) Certain Separate Account products are included in "Other" product categories in the table(s) above:

1. Individual Life - Other includes the following amounts related to Separate Account policies: Column 1) \$ \_\_\_\_\_ Column 7) \$ \_\_\_\_\_ Column 12) \$ \_\_\_\_\_

2. Group Life - Other includes the following amounts related to Separate Account policies: Column 1) \$ \_\_\_\_\_ Column 7) \$ \_\_\_\_\_ Column 12) \$ \_\_\_\_\_

3. Individual Annuities - Other includes the following amounts related to Separate Account policies: Column 1) \$ \_\_\_\_\_ Column 7) \$ \_\_\_\_\_ Column 12) \$ \_\_\_\_\_

4. Group Annuities - Other includes the following amounts related to Separate Account policies: Column 1) \$ \_\_\_\_\_ Column 7) \$ \_\_\_\_\_ Column 12) \$ \_\_\_\_\_

24.1.WY



ANNUAL STATEMENT FOR THE YEAR 2023 OF THE General Re Life Corporation  
**LIFE INSURANCE (STATE PAGE)<sup>(b)</sup>**

NAIC Group Code 0031

BUSINESS IN THE STATE OF Grand Total

DURING THE YEAR 2023

NAIC Company Code 86258

Line of Business	1 Premiums and Annuities Considerations	2 Other Considerations	Dividends to Policyholders/Refunds to Members				7 Total (Col. 3+4+5+6)	Claims and Benefits Paid				
			3 Paid in Cash or Left on Deposit	4 Applied to Pay Renewal Premiums	5 Applied to Provide Paid-Up Additions or Shorten the Endowment or Premium-Paying Period	6 Other		8 Death and Annuity Benefits	9 Matured Endowments	10 Surrender Values and Withdrawals for Life Contracts	11 All Other Benefits	12 Total (Sum Columns 8 through 11)
Individual Life												
1. Industrial .....												
2. Whole .....												
3. Term .....												
4. Indexed .....												
5. Universal .....												
6. Universal with secondary guarantees .....												
7. Variable .....												
8. Variable universal .....												
9. Credit .....												
10. Other .....	(f)											
11. Total Individual Life												
Group Life												
12. Whole .....												
13. Term .....												
14. Universal .....												
15. Variable .....												
16. Variable universal .....												
17. Credit .....												
18. Other .....	(f)											
19. Total Group Life												
Individual Annuities												
20. Fixed .....												
21. Indexed .....												
22. Variable with guarantees .....												
23. Variable without guarantees .....												
24. Life contingent payout .....												
25. Other .....	(f)											
26. Total Individual Annuities												
Group Annuities												
27. Fixed .....												
28. Indexed .....												
29. Variable with guarantees .....												
30. Variable without guarantees .....												
31. Life contingent payout .....												
32. Other .....	(f)											
33. Total Group Annuities												
Accident and Health												
34. Comprehensive individual .....	(d)							XXX	XXX	XXX		
35. Comprehensive group .....	(d)							XXX	XXX	XXX		
36. Medicare Supplement .....	(d)							XXX	XXX	XXX		
37. Vision only .....	(d)							XXX	XXX	XXX		
38. Dental only .....	(d)							XXX	XXX	XXX		
39. Federal Employees Health Benefits Plan .....	(d)							XXX	XXX	XXX		
40. Title XVIII Medicare .....	(d)	(e)						XXX	XXX	XXX		
41. Title XIX Medicaid .....	(d)							XXX	XXX	XXX		
42. Credit A&H .....								XXX	XXX	XXX		
43. Disability income .....	(d)							XXX	XXX	XXX		
44. Long-term care .....	(d)							XXX	XXX	XXX		
45. Other health .....	(d)							XXX	XXX	XXX		
46. Total Accident and Health								XXX	XXX	XXX		
47. Total	(c)											

**NONE**

24.GT

ANNUAL STATEMENT FOR THE YEAR 2023 OF THE General Re Life Corporation

LIFE INSURANCE (STATE PAGE) (Continued)<sup>(b)</sup>

NAIC Group Code 0031

BUSINESS IN THE STATE OF

Grand Total

DURING THE YEAR 2023

NAIC Company Code 86258

Line of Business	13 Incurred During Current Year	Direct Death Benefits, Matured Endowments Incurred and Annuity Benefits								22 Unpaid December 31, Current Year	Policy Exhibit					
		Claims Settled During Current Year									Issued During Year		Other Changes to In Force (Net)		In Force December 31, Current Year (b)	
		Totals Paid		Reduction by Compromise		Amount Rejected		Total Settled During Current Year			23	24	25	26	27	28
		14 Number of Pals/ Certs	15 Amount	16 Number of Pals/ Certs	17 Amount	18 Number of Pals/ Certs	19 Amount	20 Number of Pals/ Certs	21 Amount		Number of Pals/ Certs	Amount	Number of Pals/ Certs	Amount	Number of Pals/ Certs	Amount
Individual Life																
1. Industrial																
2. Whole																
3. Term																
4. Indexed																
5. Universal																
6. Universal with secondary guarantees																
7. Variable																
8. Variable universal																
9. Credit																
10. Other (f)																
11. Total Individual Life																
Group Life																
12. Whole																
13. Term																
14. Universal																
15. Variable																
16. Variable universal																
17. Credit																
18. Other (f)																
19. Total Group Life																
Individual Annuities																
20. Fixed																
21. Indexed																
22. Variable with guarantees																
23. Variable without guarantees																
24. Life contingent payout																
25. Other (f)																
26. Total Individual Annuities																
Group Annuities																
27. Fixed																
28. Indexed																
29. Variable with guarantees																
30. Variable without guarantees																
31. Life contingent payout																
32. Other (f)																
33. Total Group Annuities																
Accident and Health																
34. Comprehensive individual (d)	XXX	XXX	XXX	XXX	XXX	XXX	XXX	XXX	XXX	XXX	XXX	XXX	XXX	XXX	XXX	XXX
35. Comprehensive group (d)	XXX	XXX	XXX	XXX	XXX	XXX	XXX	XXX	XXX	XXX	XXX	XXX	XXX	XXX	XXX	XXX
36. Medicare Supplement (d)	XXX	XXX	XXX	XXX	XXX	XXX	XXX	XXX	XXX	XXX	XXX	XXX	XXX	XXX	XXX	XXX
37. Vision only (d)	XXX	XXX	XXX	XXX	XXX	XXX	XXX	XXX	XXX	XXX	XXX	XXX	XXX	XXX	XXX	XXX
38. Dental only (d)	XXX	XXX	XXX	XXX	XXX	XXX	XXX	XXX	XXX	XXX	XXX	XXX	XXX	XXX	XXX	XXX
39. Federal Employees Health Benefits Plan (d)	XXX	XXX	XXX	XXX	XXX	XXX	XXX	XXX	XXX	XXX	XXX	XXX	XXX	XXX	XXX	XXX
40. Title XVIII Medicare (d)	XXX	XXX	XXX	XXX	XXX	XXX	XXX	XXX	XXX	XXX	XXX	XXX	XXX	XXX	XXX	XXX
41. Title XIX Medicaid (d)	XXX	XXX	XXX	XXX	XXX	XXX	XXX	XXX	XXX	XXX	XXX	XXX	XXX	XXX	XXX	XXX
42. Credit A&H	XXX	XXX	XXX	XXX	XXX	XXX	XXX	XXX	XXX	XXX	XXX	XXX	XXX	XXX	XXX	XXX
43. Disability income (d)	XXX	XXX	XXX	XXX	XXX	XXX	XXX	XXX	XXX	XXX	XXX	XXX	XXX	XXX	XXX	XXX
44. Long-term care (d)	XXX	XXX	XXX	XXX	XXX	XXX	XXX	XXX	XXX	XXX	XXX	XXX	XXX	XXX	XXX	XXX
45. Other health (d)	XXX	XXX	XXX	XXX	XXX	XXX	XXX	XXX	XXX	XXX	XXX	XXX	XXX	XXX	XXX	XXX
46. Total Accident and Health	XXX	XXX	XXX	XXX	XXX	XXX	XXX	XXX	XXX	XXX	XXX	XXX	XXX	XXX	XXX	XXX
47. TOTAL																

NONE

(a) Includes Group Credit Life Insurance Loans less than or equal to 60 months at issue, prior year \$ \_\_\_\_\_, current year \$ \_\_\_\_\_. Loans greater than 60 months at issue BUT NOT GREATER THAN 120 MONTHS prior year \$ \_\_\_\_\_, current year \$ \_\_\_\_\_.

(b) Corporate Owned Life Insurance/BOLI: 1) Number of policies: \_\_\_\_\_ 2) covering number of lives: \_\_\_\_\_ 3) face amount \$ \_\_\_\_\_.

(c) Deposit-Type Contract Considerations NOT included in Total Premiums and Annuities Considerations: Individual: \$ \_\_\_\_\_ Group: \$ \_\_\_\_\_ Total: \$ \_\_\_\_\_.

(d) For health business on indicated lines report: Number of persons insured under PPO managed care products \_\_\_\_\_ and number of persons insured under indemnity only products \_\_\_\_\_.

(e) For health premiums written: amount of Medicare Title XVIII exempt from state taxes or fees \$ \_\_\_\_\_.

(f) Certain Separate Account products are included in "Other" product categories in the table(s) above:

1. Individual Life - Other includes the following amounts related to Separate Account policies: Column 1) \$ \_\_\_\_\_ Column 7) \$ \_\_\_\_\_ Column 12) \$ \_\_\_\_\_

2. Group Life - Other includes the following amounts related to Separate Account policies: Column 1) \$ \_\_\_\_\_ Column 7) \$ \_\_\_\_\_ Column 12) \$ \_\_\_\_\_

3. Individual Annuities - Other includes the following amounts related to Separate Account policies: Column 1) \$ \_\_\_\_\_ Column 7) \$ \_\_\_\_\_ Column 12) \$ \_\_\_\_\_

4. Group Annuities - Other includes the following amounts related to Separate Account policies: Column 1) \$ \_\_\_\_\_ Column 7) \$ \_\_\_\_\_ Column 12) \$ \_\_\_\_\_

24.1.GT

ANNUAL STATEMENT FOR THE YEAR 2023 OF THE General Re Life Corporation

**EXHIBIT OF LIFE INSURANCE**

(\$000 Omitted for Amounts of Life Insurance)

	Industrial		Ordinary		Credit Life (Group and Individual)		Group			10 Total Amount of Insurance
	1 Number of Policies	2 Amount of Insurance	3 Number of Policies	4 Amount of Insurance	5 Number of Individual Policies and Group Certificates	6 Amount of Insurance	8 Number of		9 Amount of Insurance	
							7 Policies	Certificates		
1. In force end of prior year	0	0	5,013,103	326,966,220	1,673,962	12,675,124	343,669	76,086	29,704,565	369,345,909
2. Issued during year	0	0	0	0	0	0	0	0	0	0
3. Reinsurance assumed			624,320	70,486,676	191,553	1,443,669	2,901	0	154,435	72,084,780
4. Revived during year			31,278	2,280,532	0	0	0	0	0	2,280,532
5. Increased during year (net)			0	1,643,615	0	0	73	5,953	2,477,657	4,121,272
6. Subtotals, Lines 2 to 5	0	0	655,598	74,410,823	191,553	1,443,669	2,974	5,953	2,632,092	78,486,584
7. Additions by dividends during year	XXX	0	XXX	0	XXX	0	XXX	XXX	0	0
8. Aggregate write-ins for increases	0	0	0	0	0	0	0	0	0	0
9. Totals (Lines 1 and 6 to 8)	0	0	5,668,701	401,377,043	1,865,515	14,118,793	346,643	82,039	32,336,657	447,832,493
Deductions during year:										
10. Death			17,471	737,839	790	5,955	XXX	87	39,843	783,637
11. Maturity			66	117	0	0	XXX	0	0	117
12. Disability			88	23,633	0	0	XXX	0	1,129	24,762
13. Expiry			57	436	0	0	0	0	0	436
14. Surrender			560	54,222	0	0	0	0	0	54,222
15. Lapse			354,734	16,376,499	19,218	138,783	0	0	8,705,159	25,220,441
16. Conversion			(59,068)	3,017	0	0	XXX	XXX	XXX	3,017
17. Decreased (net)			0	1,299,543	0	0	33	5,724	362,565	1,662,108
18. Reinsurance			0	0	0	0	0	0	0	0
19. Aggregate write-ins for decreases	0	0	0	651,999	0	65,104	0	0	686,685	1,403,788
20. Totals (Lines 10 to 19)	0	0	313,908	19,147,305	20,008	209,842	33	5,811	9,795,381	29,152,528
21. In force end of year (b) (Line 9 minus Line 20)	0	0	5,354,793	382,229,738	1,845,507	13,908,951	346,610	76,228	22,541,276	418,679,965
22. Reinsurance ceded end of year	XXX	0	XXX	24,613,687	XXX	0	XXX	XXX	0	24,613,687
23. Line 21 minus Line 22	XXX	0	XXX	357,616,051	XXX	(a) 13,908,951	XXX	XXX	22,541,276	394,066,278
<b>DETAILS OF WRITE-INS</b>										
0801.										
0802.										
0803.										
0898. Summary of remaining write-ins for Line 8 from overflow page	0	0	0	0	0	0	0	0	0	0
0899. TOTALS (Lines 0801 thru 0803 plus 0898) (Line 8 above)	0	0	0	0	0	0	0	0	0	0
1901. Foreign currency				651,999		65,104			686,685	1,403,788
1902.										
1903.										
1998. Summary of remaining write-ins for Line 19 from overflow page	0	0	0	0	0	0	0	0	0	0
1999. TOTALS (Lines 1901 thru 1903 plus 1998) (Line 19 above)	0	0	0	651,999	0	65,104	0	0	686,685	1,403,788

Life, Accident and Health Companies Only:

(a) Group \$ ..... ; Individual \$ .....

Fraternal Benefit Societies Only:

(b) Paid-up insurance included in the final totals of Line 21 (including additions to certificates) number of certificates ..... , Amount \$ .....

Additional accidental death benefits included in life certificates were in amount \$ ..... , Does the society collect any contributions from members for general expenses of the society under fully paid-up certificates? Yes [ ] No [ ]

If not, how are such expenses met?

.....

ANNUAL STATEMENT FOR THE YEAR 2023 OF THE General Re Life Corporation

**EXHIBIT OF LIFE INSURANCE**

(\$000 Omitted for Amounts of Life Insurance) (Continued)  
**ADDITIONAL INFORMATION ON INSURANCE IN FORCE END OF YEAR**

	Industrial		Ordinary	
	1 Number of Policies	2 Amount of Insurance	3 Number of Policies	4 Amount of Insurance
24. Additions by dividends .....	XXX		XXX	53
25. Other paid-up insurance .....			3,731	11,741
26. Debit ordinary insurance .....	XXX	XXX		

**ADDITIONAL INFORMATION ON ORDINARY INSURANCE**

Term Insurance Excluding Extended Term Insurance	Issued During Year (Included in Line 2)		In Force End of Year (Included in Line 21)	
	1 Number of Policies	2 Amount of Insurance	3 Number of Policies	4 Amount of Insurance
27. Term policies - decreasing .....			112	2,951
28. Term policies - other .....			5,348,619	381,972,174
29. Other term insurance - decreasing .....	XXX		XXX	
30. Other term insurance .....	XXX		XXX	2
31. Totals (Lines 27 to 30) .....	0	0	5,348,731	381,975,127
Reconciliation to Lines 2 and 21:				
32. Term additions .....	XXX		XXX	
33. Totals, extended term insurance .....	XXX	XXX	828	9,441
34. Totals, whole life and endowment .....			5,245	245,169
35. Totals (Lines 31 to 34) .....	0	0	5,354,804	382,229,737

**CLASSIFICATION OF AMOUNT OF INSURANCE BY PARTICIPATING STATUS**

	Issued During Year (Included in Line 2)		In Force End of Year (Included in Line 21)	
	1 Non-Participating	2 Participating	3 Non-Participating	4 Participating
36. Industrial .....				
37. Ordinary .....			382,224,110	5,627
38. Credit Life (Group and Individual) .....			13,908,952	0
39. Group .....			22,541,277	0
40. Totals (Lines 36 to 39) .....	0	0	418,674,339	5,627

**ADDITIONAL INFORMATION ON CREDIT LIFE AND GROUP INSURANCE**

	Credit Life		Group	
	1 Number of Individual Policies and Group Certificates	2 Amount of Insurance	3 Number of Certificates	4 Amount of Insurance
41. Amount of insurance included in Line 2 ceded to other companies .....	XXX		XXX	
42. Number in force end of year if the number under shared groups is counted on a pro-rata basis .....		XXX		XXX
43. Federal Employees' Group Life Insurance included in Line 21 .....				
44. Servicemen's Group Life Insurance included in Line 21 .....				
45. Group Permanent Insurance included in Line 21 .....				

**ADDITIONAL ACCIDENTAL DEATH BENEFITS**

46. Amount of additional accidental death benefits in force end of year under ordinary policies .....	255,207
---	---------

**BASIS OF CALCULATION OF ORDINARY TERM INSURANCE**

47. State basis of calculation of (47.1) decreasing term insurance contained in Family Income, Mortgage Protection, etc., policies and riders and of (47.2) term insurance on wife and children under Family, Parent and Children, etc., policies and riders included above.	
47.1 .....	
47.2 .....	

**POLICIES WITH DISABILITY PROVISIONS**

Disability Provisions	Industrial		Ordinary		Credit		Group	
	1 Number of Policies	2 Amount of Insurance	3 Number of Policies	4 Amount of Insurance	5 Number of Policies	6 Amount of Insurance	7 Number of Certificates	8 Amount of Insurance
48. Waiver of Premium .....			12	233				
49. Disability Income .....								
50. Extended Benefits .....			XXX	XXX				
51. Other .....								
52. Total .....	0	(a) 0	12	(a) 233	0	(a) 0	0	(a) 0

(a) See the Annual Audited Financial Reports section of the annual statement instructions

**EXHIBIT OF NUMBER OF POLICIES, CONTRACTS, CERTIFICATES, INCOME PAYABLE AND ACCOUNT VALUES IN FORCE FOR SUPPLEMENTARY CONTRACTS, ANNUITIES, ACCIDENT & HEALTH AND OTHER POLICIES**

**SUPPLEMENTARY CONTRACTS**

	Ordinary		Group	
	1 Involving Life Contingencies	2 Not Involving Life Contingencies	3 Involving Life Contingencies	4 Not Involving Life Contingencies
1. In force end of prior year .....	10	1	0	0
2. Issued during year .....				
3. Reinsurance assumed .....				
4. Increased during year (net) .....				
5. Total (Lines 1 to 4) .....	10	1	0	0
Deductions during year:				
6. Decreased (net) .....				
7. Reinsurance ceded .....				
8. Totals (Lines 6 and 7) .....	0	0	0	0
9. In force end of year (line 5 minus line 8) .....	10	1	0	0
10. Amount on deposit .....		(a) 28,701		(a)
11. Income now payable .....	10	2		
12. Amount of income payable .....	(a) 9,015	(a) 1,178	(a)	(a)

**ANNUITIES**

	Ordinary		Group	
	1 Immediate	2 Deferred	3 Contracts	4 Certificates
1. In force end of prior year .....	0	357	0	0
2. Issued during year .....				
3. Reinsurance assumed .....				
4. Increased during year (net) .....				
5. Totals (Lines 1 to 4) .....	0	357	0	0
Deductions during year:				
6. Decreased (net) .....		5		
7. Reinsurance ceded .....				
8. Totals (Lines 6 and 7) .....	0	5	0	0
9. In force end of year (line 5 minus line 8) .....	0	352	0	0
Income now payable:				
10. Amount of income payable .....	(a)	XXX	XXX	(a)
Deferred fully paid:				
11. Account balance .....	XXX	(a) 749,728	XXX	(a)
Deferred not fully paid:				
12. Account balance .....	XXX	(a) 750,250	XXX	(a)

**ACCIDENT AND HEALTH INSURANCE**

	Group		Credit		Other	
	1 Certificates	2 Premiums in Force	3 Policies	4 Premiums in Force	5 Policies	6 Premiums in Force
1. In force end of prior year .....	193,489	17,673,613	0		720,427	404,439,741
2. Issued during year .....						
3. Reinsurance assumed .....					316	
4. Increased during year (net) .....		XXX		XXX		XXX
5. Totals (Lines 1 to 4) .....	193,489	XXX	0	XXX	720,743	XXX
Deductions during year:						
6. Conversions .....		XXX	XXX	XXX	XXX	XXX
7. Decreased (net) .....	8,918	XXX		XXX	57,120	XXX
8. Reinsurance ceded .....		XXX		XXX		XXX
9. Totals (Lines 6 to 8) .....	8,918	XXX	0	XXX	57,120	XXX
10. In force end of year (line 5 minus line 9) .....	184,571	(a) 7,533,715	0	(a)	663,623	(a) 335,809,447

**DEPOSIT FUNDS AND DIVIDEND ACCUMULATIONS**

	1	2
	Deposit Funds Contracts	Dividend Accumulations Contracts
1. In force end of prior year .....	75	589
2. Issued during year .....		
3. Reinsurance assumed .....		
4. Increased during year (net) .....		
5. Totals (Lines 1 to 4) .....	75	589
Deductions During Year:		
6. Decreased (net) .....	6	47
7. Reinsurance ceded .....		
8. Totals (Lines 6 and 7) .....	6	47
9. In force end of year (line 5 minus line 8) .....	69	542
10. Amount of account balance .....	(a) 231,395	(a) 577,161

(a) See the Annual Audited Financial Reports section of the annual statement instructions.

ANNUAL STATEMENT FOR THE YEAR 2023 OF THE General Re Life Corporation  
**FORM FOR CALCULATING THE INTEREST MAINTENANCE RESERVE**

**INTEREST MAINTENANCE RESERVE**

	1 Amount
1. Reserve as of December 31, Prior Year .....	1,167,982
2. Current year's realized pre-tax capital gains/(losses) of \$ ..... (7,062,886) transferred into the reserve net of taxes of \$ ..... (1,483,206) .....	(5,579,680)
3. Adjustment for current year's liability gains/(losses) released from the reserve .....	0
4. Balance before reduction for amount transferred to Summary of Operations (Line 1 + Line 2 + Line 3) .....	(4,411,698)
5. Current year's amortization released to Summary of Operations (Amortization, Line 1, Column 4) .....	(5,120,051)
6. Reserve as of December 31, current year (Line 4 minus Line 5)	708,353

**AMORTIZATION**

	1	2	3	4
Year of Amortization	Reserve as of December 31, Prior Year	Current Year's Realized Capital Gains/(Losses) Transferred into the Reserve Net of Taxes	Adjustment for Current Year's Liability Gains/(Losses) Released From the Reserve	Balance Before Reduction for Current Year's Amortization (Cols. 1 + 2 + 3)
1. 2023 .....	459,629	(5,579,680)	0	(5,120,051)
2. 2024 .....	216,432	0	0	216,432
3. 2025 .....	182,003	0	0	182,003
4. 2026 .....	136,057	0	0	136,057
5. 2027 .....	96,598	0	0	96,598
6. 2028 .....	58,635	0	0	58,635
7. 2029 .....	18,699	0	0	18,699
8. 2030 .....	(70)	0	0	(70)
9. 2031 .....	0	0	0	0
10. 2032 .....	0	0	0	0
11. 2033 .....	0	0	0	0
12. 2034 .....	0	0	0	0
13. 2035 .....	0	0	0	0
14. 2036 .....	0	0	0	0
15. 2037 .....	0	0	0	0
16. 2038 .....	0	0	0	0
17. 2039 .....	0	0	0	0
18. 2040 .....	0	0	0	0
19. 2041 .....	0	0	0	0
20. 2042 .....	0	0	0	0
21. 2043 .....	0	0	0	0
22. 2044 .....	0	0	0	0
23. 2045 .....	0	0	0	0
24. 2046 .....	0	0	0	0
25. 2047 .....	0	0	0	0
26. 2048 .....	0	0	0	0
27. 2049 .....	0	0	0	0
28. 2050 .....	0	0	0	0
29. 2051 .....	0	0	0	0
30. 2052 .....	0	0	0	0
31. 2053 and Later	0	0	0	0
32. Total (Lines 1 to 31)	1,167,983	(5,579,680)	0	(4,411,697)



ANNUAL STATEMENT FOR THE YEAR 2023 OF THE General Re Life Corporation

**ASSET VALUATION RESERVE**

	Default Component			Equity Component			7 Total Amount (Cols. 3 + 6)
	1 Other Than Mortgage Loans	2 Mortgage Loans	3 Total (Cols. 1 + 2)	4 Common Stock	5 Real Estate and Other Invested Assets	6 Total (Cols. 4 + 5)	
1. Reserve as of December 31, prior year .....	907,963	0	907,963	0	2,439,732	2,439,732	3,347,695
2. Realized capital gains/(losses) net of taxes - General Account .....			0			0	0
3. Realized capital gains/(losses) net of taxes - Separate Accounts .....			0			0	0
4. Unrealized capital gains/(losses) net of deferred taxes - General Account .....			0			0	0
5. Unrealized capital gains/(losses) net of deferred taxes - Separate Accounts .....			0			0	0
6. Capital gains credited/(losses charged) to contract benefits, payments or reserves .....			0			0	0
7. Basic contribution .....	178,178	0	178,178	0	357,146	357,146	535,323
8. Accumulated balances (Lines 1 through 5 - 6 + 7) .....	1,086,140	0	1,086,140	0	2,796,878	2,796,878	3,883,018
9. Maximum reserve .....	1,034,485	0	1,034,485	0	2,357,161	2,357,161	3,391,646
10. Reserve objective .....	580,973	0	580,973	0	1,142,866	1,142,866	1,723,839
11. 20% of (Line 10 - Line 8) .....	(101,033)	0	(101,033)	0	(330,802)	(330,802)	(431,836)
12. Balance before transfers (Lines 8 + 11) .....	985,107	0	985,107	0	2,466,075	2,466,075	3,451,182
13. Transfers .....	49,377		49,377	0	(49,377)	(49,377)	0
14. Voluntary contribution .....			0			0	0
15. Adjustment down to maximum/up to zero .....			0		(59,537)	(59,537)	(59,537)
16. Reserve as of December 31, current year (Lines 12 + 13 + 14 + 15)	1,034,484	0	1,034,484	0	2,357,161	2,357,161	3,391,645

ANNUAL STATEMENT FOR THE YEAR 2023 OF THE General Re Life Corporation

**ASSET VALUATION RESERVE**  
**BASIC CONTRIBUTION, RESERVE OBJECTIVE AND MAXIMUM RESERVE CALCULATIONS**  
**DEFAULT COMPONENT**

Line Number	NAIC Designation	Description	1 Book/Adjusted Carrying Value	2 Reclassify Related Party Encumbrances	3 Add Third Party Encumbrances	4 Balance for AVR Reserve Calculations (Cols. 1 + 2 + 3)	Basic Contribution		Reserve Objective		Maximum Reserve	
							5 Factor	6 Amount (Cols.4 x 5)	7 Factor	8 Amount (Cols. 4 x 7)	9 Factor	10 Amount (Cols. 4 x 9)
LONG-TERM BONDS												
1.		Exempt Obligations .....	326,993,735	XXX	XXX	326,993,735	0.0000	0	0.0000	0	0.0000	0
2.1	1	NAIC Designation Category 1.A .....	159,070,686	XXX	XXX	159,070,686	0.0002	31,814	0.0007	111,349	0.0013	206,792
2.2	1	NAIC Designation Category 1.B .....		XXX	XXX	0	0.0004	0	0.0011	0	0.0023	0
2.3	1	NAIC Designation Category 1.C .....		XXX	XXX	0	0.0006	0	0.0018	0	0.0035	0
2.4	1	NAIC Designation Category 1.D .....	1	XXX	XXX	1	0.0007	0	0.0022	0	0.0044	0
2.5	1	NAIC Designation Category 1.E .....		XXX	XXX	0	0.0009	0	0.0027	0	0.0055	0
2.6	1	NAIC Designation Category 1.F .....		XXX	XXX	0	0.0011	0	0.0034	0	0.0068	0
2.7	1	NAIC Designation Category 1.G .....	4,092,312	XXX	XXX	4,092,312	0.0014	5,729	0.0042	17,188	0.0085	34,785
2.8		Subtotal NAIC 1 (2.1+2.2+2.3+2.4+2.5+2.6+2.7) .....	163,162,999	XXX	XXX	163,162,999	XXX	37,543	XXX	128,537	XXX	241,577
3.1	2	NAIC Designation Category 2.A .....	8,200,000	XXX	XXX	8,200,000	0.0021	17,220	0.0063	51,660	0.0105	86,100
3.2	2	NAIC Designation Category 2.B .....	18,628,862	XXX	XXX	18,628,862	0.0025	46,572	0.0076	141,579	0.0127	236,587
3.3	2	NAIC Designation Category 2.C .....	5,416,899	XXX	XXX	5,416,899	0.0036	19,501	0.0108	58,503	0.0180	97,504
3.4		Subtotal NAIC 2 (3.1+3.2+3.3) .....	32,245,761	XXX	XXX	32,245,761	XXX	83,293	XXX	251,742	XXX	420,191
4.1	3	NAIC Designation Category 3.A .....		XXX	XXX	0	0.0069	0	0.0183	0	0.0262	0
4.2	3	NAIC Designation Category 3.B .....		XXX	XXX	0	0.0099	0	0.0264	0	0.0377	0
4.3	3	NAIC Designation Category 3.C .....		XXX	XXX	0	0.0131	0	0.0350	0	0.0500	0
4.4		Subtotal NAIC 3 (4.1+4.2+4.3) .....	0	XXX	XXX	0	XXX	0	XXX	0	XXX	0
5.1	4	NAIC Designation Category 4.A .....		XXX	XXX	0	0.0184	0	0.0430	0	0.0615	0
5.2	4	NAIC Designation Category 4.B .....		XXX	XXX	0	0.0238	0	0.0555	0	0.0793	0
5.3	4	NAIC Designation Category 4.C .....		XXX	XXX	0	0.0310	0	0.0724	0	0.1034	0
5.4		Subtotal NAIC 4 (5.1+5.2+5.3) .....	0	XXX	XXX	0	XXX	0	XXX	0	XXX	0
6.1	5	NAIC Designation Category 5.A .....		XXX	XXX	0	0.0472	0	0.0846	0	0.1410	0
6.2	5	NAIC Designation Category 5.B .....		XXX	XXX	0	0.0663	0	0.1188	0	0.1980	0
6.3	5	NAIC Designation Category 5.C .....		XXX	XXX	0	0.0836	0	0.1498	0	0.2496	0
6.4		Subtotal NAIC 5 (6.1+6.2+6.3) .....	0	XXX	XXX	0	XXX	0	XXX	0	XXX	0
7.	6	NAIC 6 .....		XXX	XXX	0	0.0000	0	0.2370	0	0.2370	0
8.		Total Unrated Multi-class Securities Acquired by Conversion .....		XXX	XXX	0	XXX	0	XXX	0	XXX	0
9.		Total Long-Term Bonds (1+2.8+3.4+4.4+5.4+6.4+7+8) .....	522,402,495	XXX	XXX	522,402,495	XXX	120,836	XXX	380,279	XXX	661,767
PREFERRED STOCKS												
10.	1	Highest Quality .....		XXX	XXX	0	0.0005	0	0.0016	0	0.0033	0
11.	2	High Quality .....		XXX	XXX	0	0.0021	0	0.0064	0	0.0106	0
12.	3	Medium Quality .....		XXX	XXX	0	0.0099	0	0.0263	0	0.0376	0
13.	4	Low Quality .....		XXX	XXX	0	0.0245	0	0.0572	0	0.0817	0
14.	5	Lower Quality .....		XXX	XXX	0	0.0630	0	0.1128	0	0.1880	0
15.	6	In or Near Default .....		XXX	XXX	0	0.0000	0	0.2370	0	0.2370	0
16.		Affiliated Life with AVR .....		XXX	XXX	0	0.0000	0	0.0000	0	0.0000	0
17.		Total Preferred Stocks (Sum of Lines 10 through 16) .....	0	XXX	XXX	0	XXX	0	XXX	0	XXX	0

**ASSET VALUATION RESERVE (Continued)**  
**BASIC CONTRIBUTION, RESERVE OBJECTIVE AND MAXIMUM RESERVE CALCULATIONS**  
**DEFAULT COMPONENT**

Line Number	NAIC Designation	Description	1 Book/Adjusted Carrying Value	2 Reclassify Related Party Encumbrances	3 Add Third Party Encumbrances	4 Balance for AVR Reserve Calculations (Cols. 1 + 2 + 3)	Basic Contribution		Reserve Objective		Maximum Reserve	
							5 Factor	6 Amount (Cols.4 x 5)	7 Factor	8 Amount (Cols. 4 x 7)	9 Factor	10 Amount (Cols. 4 x 9)
<b>SHORT-TERM BONDS</b>												
18.		Exempt Obligations .....	3,020,923,254	XXX	XXX	3,020,923,254	0.0000	0	0.0000	0	0.0000	0
19.1	1	NAIC Designation Category 1.A .....	286,705,702	XXX	XXX	286,705,702	0.0002	57,341	0.0007	200,694	0.0013	372,717
19.2	1	NAIC Designation Category 1.B .....		XXX	XXX	0	0.0004	0	0.0011	0	0.0023	0
19.3	1	NAIC Designation Category 1.C .....		XXX	XXX	0	0.0006	0	0.0018	0	0.0035	0
19.4	1	NAIC Designation Category 1.D .....		XXX	XXX	0	0.0007	0	0.0022	0	0.0044	0
19.5	1	NAIC Designation Category 1.E .....		XXX	XXX	0	0.0009	0	0.0027	0	0.0055	0
19.6	1	NAIC Designation Category 1.F .....		XXX	XXX	0	0.0011	0	0.0034	0	0.0068	0
19.7	1	NAIC Designation Category 1.G .....		XXX	XXX	0	0.0014	0	0.0042	0	0.0085	0
19.8		Subtotal NAIC 1 (19.1+19.2+19.3+19.4+19.5+19.6+19.7) .....	286,705,702	XXX	XXX	286,705,702	XXX	57,341	XXX	200,694	XXX	372,717
20.1	2	NAIC Designation Category 2.A .....		XXX	XXX	0	0.0021	0	0.0063	0	0.0105	0
20.2	2	NAIC Designation Category 2.B .....		XXX	XXX	0	0.0025	0	0.0076	0	0.0127	0
20.3	2	NAIC Designation Category 2.C .....		XXX	XXX	0	0.0036	0	0.0108	0	0.0180	0
20.4		Subtotal NAIC 2 (20.1+20.2+20.3) .....	0	XXX	XXX	0	XXX	0	XXX	0	XXX	0
21.1	3	NAIC Designation Category 3.A .....		XXX	XXX	0	0.0069	0	0.0183	0	0.0262	0
21.2	3	NAIC Designation Category 3.B .....		XXX	XXX	0	0.0099	0	0.0264	0	0.0377	0
21.3	3	NAIC Designation Category 3.C .....		XXX	XXX	0	0.0131	0	0.0350	0	0.0500	0
21.4		Subtotal NAIC 3 (21.1+21.2+21.3) .....	0	XXX	XXX	0	XXX	0	XXX	0	XXX	0
22.1	4	NAIC Designation Category 4.A .....		XXX	XXX	0	0.0184	0	0.0430	0	0.0615	0
22.2	4	NAIC Designation Category 4.B .....		XXX	XXX	0	0.0238	0	0.0555	0	0.0793	0
22.3	4	NAIC Designation Category 4.C .....		XXX	XXX	0	0.0310	0	0.0724	0	0.1034	0
22.4		Subtotal NAIC 4 (22.1+22.2+22.3) .....	0	XXX	XXX	0	XXX	0	XXX	0	XXX	0
23.1	5	NAIC Designation Category 5.A .....		XXX	XXX	0	0.0472	0	0.0846	0	0.1410	0
23.2	5	NAIC Designation Category 5.B .....		XXX	XXX	0	0.0663	0	0.1188	0	0.1980	0
23.3	5	NAIC Designation Category 5.C .....		XXX	XXX	0	0.0836	0	0.1498	0	0.2496	0
23.4		Subtotal NAIC 5 (23.1+23.2+23.3) .....	0	XXX	XXX	0	XXX	0	XXX	0	XXX	0
24.	6	NAIC 6 .....		XXX	XXX	0	0.0000	0	0.2370	0	0.2370	0
25.		Total Short-Term Bonds (18+19.8+20.4+21.4+22.4+23.4+24) .....	3,307,628,956	XXX	XXX	3,307,628,956	XXX	57,341	XXX	200,694	XXX	372,717
<b>DERIVATIVE INSTRUMENTS</b>												
26.		Exchange Traded .....		XXX	XXX	0	0.0005	0	0.0016	0	0.0033	0
27.	1	Highest Quality .....		XXX	XXX	0	0.0005	0	0.0016	0	0.0033	0
28.	2	High Quality .....		XXX	XXX	0	0.0021	0	0.0064	0	0.0106	0
29.	3	Medium Quality .....		XXX	XXX	0	0.0099	0	0.0263	0	0.0376	0
30.	4	Low Quality .....		XXX	XXX	0	0.0245	0	0.0572	0	0.0817	0
31.	5	Lower Quality .....		XXX	XXX	0	0.0630	0	0.1128	0	0.1880	0
32.	6	In or Near Default .....		XXX	XXX	0	0.0000	0	0.2370	0	0.2370	0
33.		Total Derivative Instruments .....	0	XXX	XXX	0	XXX	0	XXX	0	XXX	0
34.		Total (Lines 9 + 17 + 25 + 33) .....	3,830,031,451	XXX	XXX	3,830,031,451	XXX	178,178	XXX	580,973	XXX	1,034,485

**ASSET VALUATION RESERVE (Continued)**  
**BASIC CONTRIBUTION, RESERVE OBJECTIVE AND MAXIMUM RESERVE CALCULATIONS**  
**DEFAULT COMPONENT**

Line Number	NAIC Designation	Description	1 Book/Adjusted Carrying Value	2 Reclassify Related Party Encumbrances	3 Add Third Party Encumbrances	4 Balance for AVR Reserve Calculations (Cols. 1 + 2 + 3)	Basic Contribution		Reserve Objective		Maximum Reserve	
							5 Factor	6 Amount (Cols. 4 x 5)	7 Factor	8 Amount (Cols. 4 x 7)	9 Factor	10 Amount (Cols. 4 x 9)
		MORTGAGE LOANS										
		In Good Standing:										
35.		Farm Mortgages - CM1 - Highest Quality .....			XXX	0	0.0011	0	0.0057	0	0.0074	0
36.		Farm Mortgages - CM2 - High Quality .....			XXX	0	0.0040	0	0.0114	0	0.0149	0
37.		Farm Mortgages - CM3 - Medium Quality .....			XXX	0	0.0069	0	0.0200	0	0.0257	0
38.		Farm Mortgages - CM4 - Low Medium Quality .....			XXX	0	0.0120	0	0.0343	0	0.0428	0
39.		Farm Mortgages - CM5 - Low Quality .....			XXX	0	0.0183	0	0.0486	0	0.0628	0
40.		Residential Mortgages - Insured or Guaranteed .....			XXX	0	0.0003	0	0.0007	0	0.0011	0
41.		Residential Mortgages - All Other .....			XXX	0	0.0015	0	0.0034	0	0.0046	0
42.		Commercial Mortgages - Insured or Guaranteed .....			XXX	0	0.0003	0	0.0007	0	0.0011	0
43.		Commercial Mortgages - All Other - CM1 - Highest Quality .....			XXX	0	0.0011	0	0.0057	0	0.0074	0
44.		Commercial Mortgages - All Other - CM2 - High Quality .....			XXX	0	0.0040	0	0.0114	0	0.0149	0
45.		Commercial Mortgages - All Other - CM3 - Medium Quality .....			XXX	0	0.0069	0	0.0200	0	0.0257	0
46.		Commercial Mortgages - All Other - CM4 - Low Medium Quality .....			XXX	0	0.0120	0	0.0343	0	0.0428	0
47.		Commercial Mortgages - All Other - CM5 - Low Quality .....			XXX	0	0.0183	0	0.0486	0	0.0628	0
		Overdue, Not in Process:										
48.		Farm Mortgages .....			XXX	0	0.0480	0	0.0868	0	0.1371	0
49.		Residential Mortgages - Insured or Guaranteed .....			XXX	0	0.0006	0	0.0014	0	0.0023	0
50.		Residential Mortgages - All Other .....			XXX	0	0.0029	0	0.0066	0	0.0103	0
51.		Commercial Mortgages - Insured or Guaranteed .....			XXX	0	0.0006	0	0.0014	0	0.0023	0
52.		Commercial Mortgages - All Other .....			XXX	0	0.0480	0	0.0868	0	0.1371	0
		In Process of Foreclosure:										
53.		Farm Mortgages .....			XXX	0	0.0000	0	0.1942	0	0.1942	0
54.		Residential Mortgages - Insured or Guaranteed .....			XXX	0	0.0000	0	0.0046	0	0.0046	0
55.		Residential Mortgages - All Other .....			XXX	0	0.0000	0	0.0149	0	0.0149	0
56.		Commercial Mortgages - Insured or Guaranteed .....			XXX	0	0.0000	0	0.0046	0	0.0046	0
57.		Commercial Mortgages - All Other .....			XXX	0	0.0000	0	0.1942	0	0.1942	0
58.		Total Schedule B Mortgages (Sum of Lines 35 through 57)	0	0	XXX	0	XXX	0	XXX	0	XXX	0
59.		Schedule DA Mortgages			XXX	0	0.0034	0	0.0114	0	0.0149	0
60.		Total Mortgage Loans on Real Estate (Lines 58 + 59)	0	0	XXX	0	XXX	0	XXX	0	XXX	0

**ASSET VALUATION RESERVE**  
**BASIC CONTRIBUTION, RESERVE OBJECTIVE AND MAXIMUM RESERVE CALCULATIONS**  
**EQUITY AND OTHER INVESTED ASSET COMPONENT**

Line Number	NAIC Designation	Description	1 Book/Adjusted Carrying Value	2 Reclassify Related Party Encumbrances	3 Add Third Party Encumbrances	4 Balance for AVR Reserve Calculations (Cols. 1 + 2 + 3)	Basic Contribution		Reserve Objective		Maximum Reserve	
							5 Factor	6 Amount (Cols. 4 x 5)	7 Factor	8 Amount (Cols. 4 x 7)	9 Factor	10 Amount (Cols. 4 x 9)
<b>COMMON STOCK</b>												
1.		Unaffiliated - Public .....		XXX	XXX	0	0.0000	0	0.1580 (a)	0	0.1580 (a)	0
2.		Unaffiliated - Private .....		XXX	XXX	0	0.0000	0	0.1945	0	0.1945	0
3.		Federal Home Loan Bank .....		XXX	XXX	0	0.0000	0	0.0061	0	0.0097	0
4.		Affiliated - Life with AVR .....	19,208,644	XXX	XXX	19,208,644	0.0000	0	0.0000	0	0.0000	0
Affiliated - Investment Subsidiary:												
5.		Fixed Income - Exempt Obligations .....				0	XXX		XXX		XXX	
6.		Fixed Income - Highest Quality .....				0	XXX		XXX		XXX	
7.		Fixed Income - High Quality .....				0	XXX		XXX		XXX	
8.		Fixed Income - Medium Quality .....				0	XXX		XXX		XXX	
9.		Fixed Income - Low Quality .....				0	XXX		XXX		XXX	
10.		Fixed Income - Lower Quality .....				0	XXX		XXX		XXX	
11.		Fixed Income - In/Near Default .....				0	XXX		XXX		XXX	
12.		Unaffiliated Common Stock - Public .....				0	0.0000	0	0.1580 (a)	0	0.1580 (a)	0
13.		Unaffiliated Common Stock - Private .....				0	0.0000	0	0.1945	0	0.1945	0
14.		Real Estate .....				0	(b)	0	(b)	0	(b)	0
15.		Affiliated - Certain Other (See SVO Purposes and Procedures Manual) .....		XXX	XXX	0	0.0000	0	0.1580	0	0.1580	0
16.		Affiliated - All Other .....		XXX	XXX	0	0.0000	0	0.1945	0	0.1945	0
17.		Total Common Stock (Sum of Lines 1 through 16)	19,208,644	0	0	19,208,644	XXX	0	XXX	0	XXX	0
<b>REAL ESTATE</b>												
18.		Home Office Property (General Account only) .....				0	0.0000	0	0.0912	0	0.0912	0
19.		Investment Properties .....				0	0.0000	0	0.0912	0	0.0912	0
20.		Properties Acquired in Satisfaction of Debt .....				0	0.0000	0	0.1337	0	0.1337	0
21.		Total Real Estate (Sum of Lines 18 through 20)	0	0	0	0	XXX	0	XXX	0	XXX	0
<b>OTHER INVESTED ASSETS</b>												
<b>INVESTMENTS WITH THE UNDERLYING CHARACTERISTICS OF BONDS</b>												
22.		Exempt Obligations .....		XXX	XXX	0	0.0000	0	0.0000	0	0.0000	0
23.	1	Highest Quality .....	714,291,331	XXX	XXX	714,291,331	0.0005	357,146	0.0016	1,142,866	0.0033	2,357,161
24.	2	High Quality .....		XXX	XXX	0	0.0021	0	0.0064	0	0.0106	0
25.	3	Medium Quality .....		XXX	XXX	0	0.0099	0	0.0263	0	0.0376	0
26.	4	Low Quality .....		XXX	XXX	0	0.0245	0	0.0572	0	0.0817	0
27.	5	Lower Quality .....		XXX	XXX	0	0.0630	0	0.1128	0	0.1880	0
28.	6	In or Near Default .....		XXX	XXX	0	0.0000	0	0.2370	0	0.2370	0
29.		Total with Bond Characteristics (Sum of Lines 22 through 28)	714,291,331	XXX	XXX	714,291,331	XXX	357,146	XXX	1,142,866	XXX	2,357,161

**ASSET VALUATION RESERVE (Continued)**  
**BASIC CONTRIBUTION, RESERVE OBJECTIVE AND MAXIMUM RESERVE CALCULATIONS**  
**EQUITY AND OTHER INVESTED ASSET COMPONENT**

Line Number	NAIC Designation	Description	1 Book/Adjusted Carrying Value	2 Reclassify Related Party Encumbrances	3 Add Third Party Encumbrances	4 Balance for AVR Reserve Calculations (Cols. 1 + 2 + 3)	Basic Contribution		Reserve Objective		Maximum Reserve	
							5 Factor	6 Amount (Cols. 4 x 5)	7 Factor	8 Amount (Cols. 4 x 7)	9 Factor	10 Amount (Cols. 4 x 9)
INVESTMENTS WITH THE UNDERLYING CHARACTERISTICS OF PREFERRED STOCKS												
30.	1	Highest Quality .....		XXX	XXX	0	0.0005	0	0.0016	0	0.0033	0
31.	2	High Quality .....		XXX	XXX	0	0.0021	0	0.0064	0	0.0106	0
32.	3	Medium Quality .....		XXX	XXX	0	0.0099	0	0.0263	0	0.0376	0
33.	4	Low Quality .....		XXX	XXX	0	0.0245	0	0.0572	0	0.0817	0
34.	5	Lower Quality.....		XXX	XXX	0	0.0630	0	0.1128	0	0.1880	0
35.	6	In or Near Default .....		XXX	XXX	0	0.0000	0	0.2370	0	0.2370	0
36.		Affiliated Life with AVR .....		XXX	XXX	0	0.0000	0	0.0000	0	0.0000	0
37.		Total with Preferred Stock Characteristics (Sum of Lines 30 through 36)	0	XXX	XXX	0	XXX	0	XXX	0	XXX	0
INVESTMENTS WITH THE UNDERLYING CHARACTERISTICS OF MORTGAGE LOANS												
In Good Standing Affiliated:												
38.		Mortgages - CM1 - Highest Quality .....			XXX	0	0.0011	0	0.0057	0	0.0074	0
39.		Mortgages - CM2 - High Quality .....			XXX	0	0.0040	0	0.0114	0	0.0149	0
40.		Mortgages - CM3 - Medium Quality .....			XXX	0	0.0069	0	0.0200	0	0.0257	0
41.		Mortgages - CM4 - Low Medium Quality .....			XXX	0	0.0120	0	0.0343	0	0.0428	0
42.		Mortgages - CM5 - Low Quality .....			XXX	0	0.0183	0	0.0486	0	0.0628	0
43.		Residential Mortgages - Insured or Guaranteed .....			XXX	0	0.0003	0	0.0007	0	0.0011	0
44.		Residential Mortgages - All Other .....		XXX	XXX	0	0.0015	0	0.0034	0	0.0046	0
45.		Commercial Mortgages - Insured or Guaranteed .....			XXX	0	0.0003	0	0.0007	0	0.0011	0
Overdue, Not in Process Affiliated:												
46.		Farm Mortgages .....			XXX	0	0.0480	0	0.0868	0	0.1371	0
47.		Residential Mortgages - Insured or Guaranteed .....			XXX	0	0.0006	0	0.0014	0	0.0023	0
48.		Residential Mortgages - All Other .....			XXX	0	0.0029	0	0.0066	0	0.0103	0
49.		Commercial Mortgages - Insured or Guaranteed .....			XXX	0	0.0006	0	0.0014	0	0.0023	0
50.		Commercial Mortgages - All Other .....			XXX	0	0.0480	0	0.0868	0	0.1371	0
In Process of Foreclosure Affiliated:												
51.		Farm Mortgages .....			XXX	0	0.0000	0	0.1942	0	0.1942	0
52.		Residential Mortgages - Insured or Guaranteed .....			XXX	0	0.0000	0	0.0046	0	0.0046	0
53.		Residential Mortgages - All Other .....			XXX	0	0.0000	0	0.0149	0	0.0149	0
54.		Commercial Mortgages - Insured or Guaranteed .....			XXX	0	0.0000	0	0.0046	0	0.0046	0
55.		Commercial Mortgages - All Other .....			XXX	0	0.0000	0	0.1942	0	0.1942	0
56.		Total Affiliated (Sum of Lines 38 through 55)	0	0	XXX	0	XXX	0	XXX	0	XXX	0
57.		Unaffiliated - In Good Standing With Covenants .....			XXX	0	(c)	0	(c)	0	(c)	0
58.		Unaffiliated - In Good Standing Defeased With Government Securities .....			XXX	0	0.0011	0	0.0057	0	0.0074	0
59.		Unaffiliated - In Good Standing Primarily Senior .....			XXX	0	0.0040	0	0.0114	0	0.0149	0
60.		Unaffiliated - In Good Standing All Other .....			XXX	0	0.0069	0	0.0200	0	0.0257	0
61.		Unaffiliated - Overdue, Not in Process .....			XXX	0	0.0480	0	0.0868	0	0.1371	0
62.		Unaffiliated - In Process of Foreclosure .....			XXX	0	0.0000	0	0.1942	0	0.1942	0
63.		Total Unaffiliated (Sum of Lines 57 through 62)	0	0	XXX	0	XXX	0	XXX	0	XXX	0
64.		Total with Mortgage Loan Characteristics (Lines 56 + 63)	0	0	XXX	0	XXX	0	XXX	0	XXX	0

**ASSET VALUATION RESERVE (Continued)**  
**BASIC CONTRIBUTION, RESERVE OBJECTIVE AND MAXIMUM RESERVE CALCULATIONS**  
**EQUITY AND OTHER INVESTED ASSET COMPONENT**

Line Number	NAIC Designation	Description	1 Book/Adjusted Carrying Value	2 Reclassify Related Party Encumbrances	3 Add Third Party Encumbrances	4 Balance for AVR Reserve Calculations (Cols. 1 + 2 + 3)	Basic Contribution		Reserve Objective		Maximum Reserve	
							5 Factor	6 Amount (Cols. 4 x 5)	7 Factor	8 Amount (Cols. 4 x 7)	9 Factor	10 Amount (Cols. 4 x 9)
INVESTMENTS WITH THE UNDERLYING CHARACTERISTICS OF COMMON STOCK												
65.		Unaffiliated Public .....		XXX	XXX	0	0.0000	0	0.1580 (a)	0	0.1580 (a)	0
66.		Unaffiliated Private .....		XXX	XXX	0	0.0000	0	0.1945	0	0.1945	0
67.		Affiliated Life with AVR .....		XXX	XXX	0	0.0000	0	0.0000	0	0.0000	0
68.		Affiliated Certain Other (See SVO Purposes & Procedures Manual) .....		XXX	XXX	0	0.0000	0	0.1580	0	0.1580	0
69.		Affiliated Other - All Other .....		XXX	XXX	0	0.0000	0	0.1945	0	0.1945	0
70.		Total with Common Stock Characteristics (Sum of Lines 65 through 69)	0	XXX	XXX	0	XXX	0	XXX	0	XXX	0
INVESTMENTS WITH THE UNDERLYING CHARACTERISTICS OF REAL ESTATE												
71.		Home Office Property (General Account only) .....				0	0.0000	0	0.0912	0	0.0912	0
72.		Investment Properties .....				0	0.0000	0	0.0912	0	0.0912	0
73.		Properties Acquired in Satisfaction of Debt .....				0	0.0000	0	0.1337	0	0.1337	0
74.		Total with Real Estate Characteristics (Sum of Lines 71 through 73)	0	0	0	0	XXX	0	XXX	0	XXX	0
LOW INCOME HOUSING TAX CREDIT INVESTMENTS												
75.		Guaranteed Federal Low Income Housing Tax Credit .....	0			0	0.0003	0	0.0006	0	0.0010	0
76.		Non-guaranteed Federal Low Income Housing Tax Credit .....	0			0	0.0063	0	0.0120	0	0.0190	0
77.		Guaranteed State Low Income Housing Tax Credit .....	0			0	0.0003	0	0.0006	0	0.0010	0
78.		Non-guaranteed State Low Income Housing Tax Credit .....	0			0	0.0063	0	0.0120	0	0.0190	0
79.		All Other Low Income Housing Tax Credit .....	0			0	0.0273	0	0.0600	0	0.0975	0
80.		Total LIHTC (Sum of Lines 75 through 79)	0	0	0	0	XXX	0	XXX	0	XXX	0
RESIDUAL TRanches OR INTERESTS												
81.		Fixed Income Instruments - Unaffiliated .....	0	XXX	XXX	0	0.0000	0	0.1580	0	0.1580	0
82.		Fixed Income Instruments - Affiliated .....	0	XXX	XXX	0	0.0000	0	0.1580	0	0.1580	0
83.		Common Stock - Unaffiliated .....	0	XXX	XXX	0	0.0000	0	0.1580	0	0.1580	0
84.		Common Stock - Affiliated .....	0	XXX	XXX	0	0.0000	0	0.1580	0	0.1580	0
85.		Preferred Stock - Unaffiliated .....	0	XXX	XXX	0	0.0000	0	0.1580	0	0.1580	0
86.		Preferred Stock - Affiliated .....	0	XXX	XXX	0	0.0000	0	0.1580	0	0.1580	0
87.		Real Estate - Unaffiliated .....	0			0	0.0000	0	0.1580	0	0.1580	0
88.		Real Estate - Affiliated .....	0			0	0.0000	0	0.1580	0	0.1580	0
89.		Mortgage Loans - Unaffiliated .....	0	XXX	XXX	0	0.0000	0	0.1580	0	0.1580	0
90.		Mortgage Loans - Affiliated .....	0	XXX	XXX	0	0.0000	0	0.1580	0	0.1580	0
91.		Other - Unaffiliated .....	0	XXX	XXX	0	0.0000	0	0.1580	0	0.1580	0
92.		Other - Affiliated .....	0	XXX	XXX	0	0.0000	0	0.1580	0	0.1580	0
93.		Total Residual Tranches or Interests (Sum of Lines 81 through 92)	0	0	0	0	XXX	0	XXX	0	XXX	0
ALL OTHER INVESTMENTS												
94.		NAIC 1 Working Capital Finance Investments .....		XXX		0	0.0000	0	0.0042	0	0.0042	0
95.		NAIC 2 Working Capital Finance Investments .....		XXX		0	0.0000	0	0.0137	0	0.0137	0
96.		Other Invested Assets - Schedule BA .....		XXX		0	0.0000	0	0.1580	0	0.1580	0
97.		Other Short-Term Invested Assets - Schedule DA .....		XXX		0	0.0000	0	0.1580	0	0.1580	0
98.		Total All Other (Sum of Lines 94, 95, 96 and 97) .....	0	XXX	0	0	XXX	0	XXX	0	XXX	0
99.		Total Other Invested Assets - Schedules BA & DA (Sum of Lines 29, 37, 64, 70, 74, 80, 93 and 98)	714,291,331	0	0	714,291,331	XXX	357,146	XXX	1,142,866	XXX	2,357,161

(a) Times the company's weighted average portfolio beta (Minimum .1215, Maximum .2431).

(b) Determined using the same factors and breakdowns used for directly owned real estate.

(c) This will be the factor associated with the risk category determined in the company generated worksheet.

Asset Valuation Reserve - Replications (Synthetic) Assets

**N O N E**

Schedule F - Claims

**N O N E**



ANNUAL STATEMENT FOR THE YEAR 2023 OF THE General Re Life Corporation

**SCHEDULE H - ACCIDENT AND HEALTH EXHIBIT**  
**PART 1 - ANALYSIS OF UNDERWRITING OPERATIONS**

	Total		Comprehensive (Hospital and Medical) Individual		Comprehensive (Hospital and Medical) Group		Medicare Supplement		Vision Only		Dental Only		Federal Employees Health Benefits Plan	
	1 Amount	2 %	3 Amount	4 %	5 Amount	6 %	7 Amount	8 %	9 Amount	10 %	11 Amount	12 %	13 Amount	14 %
1. Premiums written	363,645,057	XXX		XXX		XXX	217,716,773	XXX		XXX		XXX		XXX
2. Premiums earned	363,288,389	XXX		XXX		XXX	219,534,973	XXX		XXX		XXX		XXX
3. Incurred claims	312,404,684	86.0	0	0.0	0	0.0	162,607,315	74.1	0	0.0	0	0.0	0	0.0
4. Cost containment expenses	0	0.0		0.0		0.0		0.0		0.0		0.0		0.0
5. Incurred claims and cost containment expenses (Lines 3 and 4)	312,404,684	86.0	0	0.0	0	0.0	162,607,315	74.1	0	0.0	0	0.0	0	0.0
6. Increase in contract reserves	(1,247,853)	(0.3)	0	0.0	0	0.0	(3,357,175)	(1.5)	0	0.0	0	0.0	0	0.0
7. Commissions (a)	61,655,007	17.0		0.0		0.0	31,738,613	14.5		0.0		0.0		0.0
8. Other general insurance expenses	19,392,069	5.3		0.0		0.0	9,368,552	4.3		0.0		0.0		0.0
9. Taxes, licenses and fees	169,235	0.0		0.0		0.0	101,322	0.0		0.0		0.0		0.0
10. Total other expenses incurred	81,216,311	22.4	0	0.0	0	0.0	41,208,487	18.8	0	0.0	0	0.0	0	0.0
11. Aggregate write-ins for deductions	52,805,126	14.5	0	0.0	0	0.0	(994,706)	(0.5)	0	0.0	0	0.0	0	0.0
12. Gain from underwriting before dividends or refunds	(81,889,879)	(22.5)	0	0.0	0	0.0	20,071,052	9.1	0	0.0	0	0.0	0	0.0
13. Dividends or refunds	0	0.0		0.0		0.0		0.0		0.0		0.0		0.0
14. Gain from underwriting after dividends or refunds	(81,889,879)	(22.5)	0	0.0	0	0.0	20,071,052	9.1	0	0.0	0	0.0	0	0.0
<b>DETAILS OF WRITE-INS</b>														
1101. Funds held interest expense	61,734,440	17.0		0.0		0.0		0.0		0.0		0.0		0.0
1102. Funds held interest income	(6,083,035)	(1.7)		0.0		0.0		0.0		0.0		0.0		0.0
1103. Misc income/expense	(2,846,279)	(0.8)		0.0		0.0	(994,706)	(0.5)		0.0		0.0		0.0
1198. Summary of remaining write-ins for Line 11 from overflow page	0	0.0	0	0.0	0	0.0	0	0.0	0	0.0	0	0.0	0	0.0
1199. Totals (Lines 1101 thru 1103 plus 1198)(Line 11 above)	52,805,126	14.5	0	0.0	0	0.0	(994,706)	(0.5)	0	0.0	0	0.0	0	0.0

	Medicare Title XVIII		Medicaid Title XIX		Credit A&H		Disability Income		Long-Term Care		Other Health	
	15 Amount	16 %	17 Amount	18 %	19 Amount	20 %	21 Amount	22 %	23 Amount	24 %	25 Amount	26 %
1. Premiums written		XXX		XXX		XXX	115,542,792	XXX		XXX	30,385,492	XXX
2. Premiums earned		XXX		XXX		XXX	113,353,397	XXX		XXX	30,400,019	XXX
3. Incurred claims	0	0.0	0	0.0	0	0.0	153,384,228	135.3	0	0.0	(3,586,859)	(11.8)
4. Cost containment expenses		0.0		0.0		0.0		0.0		0.0		0.0
5. Incurred claims and cost containment expenses (Lines 3 and 4)	0	0.0	0	0.0	0	0.0	153,384,228	135.3	0	0.0	(3,586,859)	(11.8)
6. Increase in contract reserves	0	0.0	0	0.0	0	0.0	265,429	0.2	0	0.0	1,843,893	6.1
7. Commissions (a)		0.0		0.0		0.0	27,726,660	24.5	(1,596,702)	0.0	3,786,436	12.5
8. Other general insurance expenses		0.0		0.0		0.0	4,958,573	4.4	3,968,571	0.0	1,096,373	3.6
9. Taxes, licenses and fees		0.0		0.0		0.0	53,772	0.0		0.0	14,141	0.0
10. Total other expenses incurred	0	0.0	0	0.0	0	0.0	32,739,005	28.9	2,371,869	0.0	4,896,950	16.1
11. Aggregate write-ins for deductions	0	0.0	0	0.0	0	0.0	(7,934,608)	(7.0)	61,734,440	0.0	0	0.0
12. Gain from underwriting before dividends or refunds	0	0.0	0	0.0	0	0.0	(65,100,657)	(57.4)	(64,106,309)	0.0	27,246,035	89.6
13. Dividends or refunds		0.0		0.0		0.0		0.0		0.0		0.0
14. Gain from underwriting after dividends or refunds	0	0.0	0	0.0	0	0.0	(65,100,657)	(57.4)	(64,106,309)	0.0	27,246,035	89.6
<b>DETAILS OF WRITE-INS</b>												
1101. Funds held interest expense		0.0		0.0		0.0		0.0	61,734,440	0.0		0.0
1102. Funds held interest income		0.0		0.0		0.0	(6,083,035)	(5.4)		0.0		0.0
1103. Misc income/expense		0.0		0.0		0.0	(1,851,573)	(1.6)		0.0		0.0
1198. Summary of remaining write-ins for Line 11 from overflow page	0	0.0	0	0.0	0	0.0	0	0.0	0	0.0	0	0.0
1199. Totals (Lines 1101 thru 1103 plus 1198)(Line 11 above)	0	0.0	0	0.0	0	0.0	(7,934,608)	(7.0)	61,734,440	0.0	0	0.0

(a) Includes \$ reported as "Contract, membership and other fees retained by agents."

ANNUAL STATEMENT FOR THE YEAR 2023 OF THE General Re Life Corporation  
**SCHEDULE H - ACCIDENT AND HEALTH EXHIBIT (Continued)**

**PART 2. - RESERVES AND LIABILITIES**

	1	2	3	4	5	6	7	8	9	10	11	12	13
	Total	Comprehensive (Hospital and Medical) Individual	Comprehensive (Hospital and Medical) Group	Medicare Supplement	Vision Only	Dental Only	Federal Employees Health Benefits Plan	Medicare Title XVIII	Medicaid Title XIX	Credit A&H	Disability Income	Long-Term Care	Other Health
<b>A. Premium Reserves:</b>													
1. Unearned premiums .....	30,901,742			10,298,900							20,062,824		540,018
2. Advance premiums .....	0												
3. Reserve for rate credits .....	0												
4. Total premium reserves, current year .....	30,901,742	0	0	10,298,900	0	0	0	0	0	0	20,062,824	0	540,018
5. Total premium reserves, prior year .....	30,545,073	0	0	12,117,100	0	0	0	0	0	0	17,873,429	0	554,544
6. Increase in total premium reserves .....	356,669	0	0	(1,818,200)	0	0	0	0	0	0	2,189,395	0	(14,526)
<b>B. Contract Reserves:</b>													
1. Additional reserves (a) .....	164,528,573			17,153,000							110,187,853		37,187,720
2. Reserve for future contingent benefits .....	0												
3. Total contract reserves, current year .....	164,528,573	0	0	17,153,000	0	0	0	0	0	0	110,187,853	0	37,187,720
4. Total contract reserves, prior year .....	165,776,426	0	0	20,510,175	0	0	0	0	0	0	109,922,424	0	35,343,827
5. Increase in contract reserves .....	(1,247,853)	0	0	(3,357,175)	0	0	0	0	0	0	265,429	0	1,843,893
<b>C. Claim Reserves and Liabilities:</b>													
1. Total current year .....	618,220,752	0	0	57,702,997	0	0	0	0	0	0	516,633,182	0	43,884,573
2. Total prior year .....	553,409,549	0	0	61,074,160	0	0	0	0	0	0	419,829,010	0	72,506,379
3. Increase .....	64,811,203	0	0	(3,371,163)	0	0	0	0	0	0	96,804,172	0	(28,621,806)

**PART 3. - TEST OF PRIOR YEAR'S CLAIM RESERVES AND LIABILITIES**

	1	2	3	4	5	6	7	8	9	10	11	12	13
	Total	Comprehensive (Hospital and Medical) Individual	Comprehensive (Hospital and Medical) Group	Medicare Supplement	Vision Only	Dental Only	Federal Employees Health Benefits Plan	Medicare Title XVIII	Medicaid Title XIX	Credit A&H	Disability Income	Long-Term Care	Other Health
<b>1. Claims paid during the year:</b>													
1.1 On claims incurred prior to current year .....	97,471,545			53,082,513							35,248,051		9,140,981
1.2 On claims incurred during current year .....	150,121,936			112,895,965							21,332,005		15,893,966
<b>2. Claim reserves and liabilities, December 31, current year:</b>													
2.1 On claims incurred prior to current year .....	416,379,609			674,607							367,278,486		48,426,516
2.2 On claims incurred during current year .....	201,841,143			57,028,390							149,354,696		(4,541,943)
<b>3. Test:</b>													
3.1 Lines 1.1 and 2.1 .....	513,851,154	0	0	53,757,120	0	0	0	0	0	0	402,526,537	0	57,567,497
3.2 Claim reserves and liabilities, December 31, prior year .....	553,409,549	0	0	61,074,160	0	0	0	0	0	0	419,829,010	0	72,506,379
3.3 Line 3.1 minus Line 3.2 .....	(39,558,395)	0	0	(7,317,040)	0	0	0	0	0	0	(17,302,473)	0	(14,938,882)

**PART 4. - REINSURANCE**

	1	2	3	4	5	6	7	8	9	10	11	12	13
	Total	Comprehensive (Hospital and Medical) Individual	Comprehensive (Hospital and Medical) Group	Medicare Supplement	Vision Only	Dental Only	Federal Employees Health Benefits Plan	Medicare Title XVIII	Medicaid Title XIX	Credit A&H	Disability Income	Long-Term Care	Other Health
<b>A. Reinsurance Assumed:</b>													
1. Premiums written .....	433,733,522			218,482,994							115,546,491	69,318,545	30,385,492
2. Premiums earned .....	433,695,569			220,321,894							113,358,446	69,615,211	30,400,018
3. Incurred claims .....	382,856,217			163,227,545							153,484,593	70,730,338	(4,586,259)
4. Commissions .....	75,339,809			31,858,173							27,715,266	11,967,826	3,798,544
<b>B. Reinsurance Ceded:</b>													
1. Premiums written .....	70,088,464			766,221							3,698	69,318,545	0
2. Premiums earned .....	70,407,181			786,921							5,049	69,615,211	0
3. Incurred claims .....	70,450,931			620,230							100,363	70,730,338	(1,000,000)
4. Commissions .....	13,684,803			119,560							714	13,564,529	0

(a) Includes \$ ..... premium deficiency reserve.

ANNUAL STATEMENT FOR THE YEAR 2023 OF THE General Re Life Corporation

**SCHEDULE H - PART 5 - HEALTH CLAIMS**

	1 Comprehensive (Hospital and Medical) Individual	2 Comprehensive (Hospital and Medical) Group	3 Medicare Supplement	4 Vision Only	5 Dental Only	6 Federal Employees Health Benefits Plan	7 Medicare Title XVIII	8 Medicaid Title XIX	9 Credit A&H	10 Disability Income	11 Long-Term Care	12 Other Health	13 Total
<b>A. Direct:</b>													
1. Incurred claims .....													0
2. Beginning claim reserves and liabilities .....													0
3. Ending claim reserves and liabilities .....													0
4. Claims paid .....	0	0	0	0	0	0	0	0	0	0	0	0	0
<b>B. Assumed Reinsurance:</b>													
1. Incurred claims .....			163,227,545							153,484,593	70,730,338	(4,586,259)	382,856,217
2. Beginning claim reserves and liabilities .....			61,331,701							420,063,607	305,210,083	75,236,103	861,841,494
3. Ending claim reserves and liabilities .....			57,911,438							516,873,271	314,836,393	45,614,297	935,235,399
4. Claims paid .....	0	0	166,647,808	0	0	0	0	0	0	56,674,929	61,104,028	25,035,547	309,462,312
<b>C. Ceded Reinsurance:</b>													
1. Incurred claims .....			620,230							100,363	70,730,338	(1,000,000)	70,450,931
2. Beginning claim reserves and liabilities .....			257,541							234,597	305,210,083	2,729,724	308,431,945
3. Ending claim reserves and liabilities .....			208,441							240,089	314,836,393	1,729,724	317,014,647
4. Claims paid .....	0	0	669,330	0	0	0	0	0	0	94,871	61,104,028	0	61,868,229
<b>D. Net:</b>													
1. Incurred claims .....	0	0	162,607,315	0	0	0	0	0	0	153,384,230	0	(3,586,259)	312,405,286
2. Beginning claim reserves and liabilities .....	0	0	61,074,160	0	0	0	0	0	0	419,829,010	0	72,506,379	553,409,549
3. Ending claim reserves and liabilities .....	0	0	57,702,997	0	0	0	0	0	0	516,633,182	0	43,884,573	618,220,752
4. Claims paid .....	0	0	165,978,478	0	0	0	0	0	0	56,580,058	0	25,035,547	247,594,083
<b>E. Net Incurred Claims and Cost Containment Expenses:</b>													
1. Incurred claims and cost containment expenses .....	0	0	162,607,315	0	0	0	0	0	0	153,384,228	0	(3,586,859)	312,404,684
2. Beginning reserves and liabilities .....			61,074,160							419,829,010		72,506,379	553,409,549
3. Ending reserves and liabilities .....			57,702,997							516,633,183		43,884,573	618,220,753
4. Paid claims and cost containment expenses .....	0	0	165,978,478	0	0	0	0	0	0	56,580,055	0	25,034,947	247,593,480

ANNUAL STATEMENT FOR THE YEAR 2023 OF THE General Re Life Corporation

**SCHEDULE S - PART 1 - SECTION 1**

Reinsurance Assumed Life Insurance, Annuities, Deposit Funds and Other Liabilities Without Life or Disability Contingencies, and Related Benefits Listed by Reinsured Company as of December 31, Current Year

1 NAIC Company Code	2 ID Number	3 Effective Date	4 Name of Reinsured	5 Domiciliary Jurisdiction	6 Type of Reinsurance Assumed	7 Type of Business Assumed	8 Amount of In Force at End of Year	9 Reserve	10 Premiums	11 Reinsurance Payable on Paid and Unpaid Losses	12 Modified Coinsurance Reserve	13 Funds Withheld Under Coinsurance
97764	06-1053475	01/01/1991	IDEALIFE INS CO	CT	COMB/I	OL	49,698,000	22,334,515	551,489	541,938	862,040	
0299999. General Account - U.S. Affiliates - Other							49,698,000	22,334,515	551,489	541,938	862,040	0
0399999. Total General Account - U.S. Affiliates							49,698,000	22,334,515	551,489	541,938	862,040	0
00000	AA-1930033	11/01/2017	GENERAL RE LIFE AUSTRALIA, LTD	AUS	CO/I	OL	19,724,203,000	245,631,662	103,030,081	70,355,290		
00000	AA-1340145	07/01/2020	GENERAL REINS AG	DEU	OTH/I	OL	1,096,000,000		52,278,038			
00000	AA-1340145	10/01/2018	GENERAL REINS AG	DEU	YRT/I	OL	22,180,042,000	18,962,282	12,924,135	11,055,931		
00000	AA-1340145	10/01/2018	GENERAL REINS AG	DEU	YRT/I	OL	13,908,952,000	25,828,063	15,716,820	10,162,018		
00000	AA-1340145	10/01/2018	GENERAL REINS AG	DEU	YRT/G	OL	9,672,000	970	(659,205)	295,829		
00000	AA-1990120	01/01/2021	GENERAL REINSURANCE AFRICA, LTD	ZAF	YRT/I	OL	9,391,213,000	27,176,698	22,401,653	13,583,313		
00000	AA-1990120	01/01/2021	GENERAL REINSURANCE AFRICA, LTD	ZAF	YRT/G	OL	6,224,171,000	636,550	20,330,745	16,079,047		
0599999. General Account - Non-U.S. Affiliates - Other							72,534,253,000	318,236,225	226,022,266	121,531,428	0	0
0699999. Total General Account - Non-U.S. Affiliates							72,534,253,000	318,236,225	226,022,266	121,531,428	0	0
0799999. Total General Account - Affiliates							72,583,951,000	340,570,740	226,573,755	122,073,366	862,040	0
62200	95-2496321	02/01/1981	ACCORDIA LIFE & ANN CO	IA	YRT/I	OL			(190,351)	2,501		
62200	95-2496321	04/01/2018	ACCORDIA LIFE & ANN CO	IA	YRT/I	OL	115,160,867	281,976	130,684	23,080		
90611	41-1366075	12/01/2004	ALLIANZ LIFE INS CO OF N AMER	MN	YRT/I	OL	269,780,851	50,228	1,338,816	325,312		
90611	41-1366075	09/01/2005	ALLIANZ LIFE INS CO OF N AMER	MN	YRT/I	OL	40,014,990	19,813	276,155	62,091		
90611	41-1366075	01/01/2007	ALLIANZ LIFE INS CO OF N AMER	MN	YRT/I	OL	25,649,346	63,257	202,021	60,550		
90611	41-1366075	02/01/2016	ALLIANZ LIFE INS CO OF N AMER	MN	YRT/I	OL	141,944,858	3,686,105	222,084	34,437		
60186	36-2554642	03/01/1980	ALLSTATE LIFE INS CO	IL	YRT/I	OL	3,232,744	264,113	147,232	11,949		
60186	36-2554642	01/15/2001	ALLSTATE LIFE INS CO	IL	CO/I	XXXL	121,244,166	2,513,803	329,225	134,380		
60275	59-0676017	07/15/1995	AMERICAN BANKERS LIFE ASSR CO OF FL	FL	YRT/I	OL	14,428,569	15,837	(1,204)	48,237		
60275	59-0676017	05/15/1984	AMERICAN BANKERS LIFE ASSR CO OF FL	FL	OTH/I	OL	430,500	10,033	7,989	2,294		
60275	59-0676017	04/01/1997	AMERICAN BANKERS LIFE ASSR CO OF FL	FL	YRT/I	OL	9,170,300	51,060	63,400	35,819		
60275	59-0676017	04/01/1998	AMERICAN BANKERS LIFE ASSR CO OF FL	FL	YRT/I	OL	380,400	2,131	1,958	1,272		
60410	73-0714500	04/01/1979	AMERICAN FIDELITY ASSUR CO	OK	OTH/I	OL	645,299	26,623	1,383	518		
60410	73-0714500	05/16/1983	AMERICAN FIDELITY ASSUR CO	OK	OTH/I	OL	106,060,812	3,786,877	963,841	1,852,023		
60410	73-0714500	02/01/1996	AMERICAN FIDELITY ASSUR CO	OK	YRT/I	OL	535,900	4,868	11,934	2,561		
60488	25-0598210	12/01/1967	AMERICAN GEN LIFE INS CO	TX	YRT/I	OL	1,951,460	30,700	46,937	8,398		
60488	25-0598210	11/01/1972	AMERICAN GEN LIFE INS CO	TX	OTH/I	OL	29,183,798	1,757,718	497,713	740,674		
60488	25-0598210	08/01/1973	AMERICAN GEN LIFE INS CO	TX	YRT/I	OL	1,153,661	207,391	39,264	5,843		
60488	25-0598210	05/01/1974	AMERICAN GEN LIFE INS CO	TX	OTH/I	OL	70,884,175	1,277,716	663,509	260,566		
60488	25-0598210	04/01/1975	AMERICAN GEN LIFE INS CO	TX	YRT/I	OL	37,882	3,668	734	68		
60488	25-0598210	05/06/1976	AMERICAN GEN LIFE INS CO	TX	OTH/I	OL	2,780,739		110,770	14,689		
60488	25-0598210	10/01/1968	AMERICAN GEN LIFE INS CO	TX	YRT/I	OL	2,726,331	83,259	83,016	43,364		
60488	25-0598210	08/01/1971	AMERICAN GEN LIFE INS CO	TX	YRT/I	OL	536,420	12,869	6,747	826		
60488	25-0598210	01/01/1983	AMERICAN GEN LIFE INS CO	TX	YRT/I	OL	140,056	31,811	2,764	350		
60488	25-0598210	08/01/1973	AMERICAN GEN LIFE INS CO	TX	YRT/I	OL	1,179,069	10,604	65,119	17,640		
60488	25-0598210	08/01/1973	AMERICAN GEN LIFE INS CO	TX	YRT/I	OL	116,110	1,508	(15,057)	718		
60488	25-0598210	01/01/1989	AMERICAN GEN LIFE INS CO	TX	YRT/I	OL	109,447	39,634	2,733	2,528		
60488	25-0598210	01/01/1989	AMERICAN GEN LIFE INS CO	TX	YRT/I	OL	294,697	47,561	4,202	619		
60488	25-0598210	04/01/1991	AMERICAN GEN LIFE INS CO	TX	YRT/I	OL			(55,092,563)			
60488	25-0598210	10/01/1991	AMERICAN GEN LIFE INS CO	TX	OTH/I	OL	492,428	87,232	10,709	2,107		
60488	25-0598210	10/01/1995	AMERICAN GEN LIFE INS CO	TX	OTH/I	OL	19,626,599	1,471,760	(292,008)	164,962		
60488	25-0598210	01/01/1982	AMERICAN GEN LIFE INS CO	TX	OTH/I	OL	21,096,954	112,977	507,137	438,703		
60488	25-0598210	11/01/1982	AMERICAN GEN LIFE INS CO	TX	YRT/I	OL	1,111,825	249,610	36,797	11,279		
60488	25-0598210	04/01/1983	AMERICAN GEN LIFE INS CO	TX	YRT/I	OL	6,569,000	219	594,546	88,154		
60488	25-0598210	01/01/1990	AMERICAN GEN LIFE INS CO	TX	YRT/I	OL	722,659	7,315	10,421	15,885		
60488	25-0598210	01/01/1999	AMERICAN GEN LIFE INS CO	TX	YRT/I	OL	84,583,549	142,722	2,221,151	941,376		
60488	25-0598210	03/01/2001	AMERICAN GEN LIFE INS CO	TX	YRT/I	OL			(71,248)			
60488	25-0598210	03/01/2001	AMERICAN GEN LIFE INS CO	TX	YRT/I	OL			(1,786,188)			
60488	25-0598210	03/01/2001	AMERICAN GEN LIFE INS CO	TX	YRT/I	OL			(3,310,829)			
60488	25-0598210	03/01/2002	AMERICAN GEN LIFE INS CO	TX	YRT/I	OL			(17,268,055)	120,201		
60488	25-0598210	03/01/2002	AMERICAN GEN LIFE INS CO	TX	YRT/I	XXXLO			(7,872,441)	54,799		
60488	25-0598210	03/01/2002	AMERICAN GEN LIFE INS CO	TX	YRT/I	XXXLO	53,355,668	278,003	(193,273)	14,920		
60488	25-0598210	03/01/2002	AMERICAN GEN LIFE INS CO	TX	YRT/I	OL	16,041,496	105,687	1,379,507	246,680		
60488	25-0598210	05/01/2003	AMERICAN GEN LIFE INS CO	TX	YRT/I	OL	157,963,142	608,546	3,925,889	1,887,133		

ANNUAL STATEMENT FOR THE YEAR 2023 OF THE General Re Life Corporation

**SCHEDULE S - PART 1 - SECTION 1**

Reinsurance Assumed Life Insurance, Annuities, Deposit Funds and Other Liabilities Without Life or Disability Contingencies, and Related Benefits Listed by Reinsured Company as of December 31, Current Year

1 NAIC Company Code	2 ID Number	3 Effective Date	4 Name of Reinsured	5 Domiciliary Jurisdiction	6 Type of Reinsurance Assumed	7 Type of Business Assumed	8 Amount of In Force at End of Year	9 Reserve	10 Premiums	11 Reinsurance Payable on Paid and Unpaid Losses	12 Modified Coinsurance Reserve	13 Funds Withheld Under Coinsurance
60488	25-0598210	01/01/2005	AMERICAN GEN LIFE INS CO	TX.	YRT/I	OL			(30,847,978)			
60488	25-0598210	01/01/2005	AMERICAN GEN LIFE INS CO	TX.	YRT/I	OL	241,772,673	1,251,290	10,498,864	5,439,752		
60488	25-0598210	02/01/2006	AMERICAN GEN LIFE INS CO	TX.	YRT/I	OL			(9,578,536)	873,477		
60488	25-0598210	02/01/2006	AMERICAN GEN LIFE INS CO	TX.	YRT/I	OL	206,128,991	1,262,535	4,812,535	1,939,756		
60488	25-0598210	01/01/2005	AMERICAN GEN LIFE INS CO	TX.	YRT/I	OL	38,188,946	491,123	75,683	11,049		
60488	25-0598210	08/01/2007	AMERICAN GEN LIFE INS CO	TX.	YRT/I	OL		10,646	(3,179,211)			
60488	25-0598210	08/01/2007	AMERICAN GEN LIFE INS CO	TX.	YRT/I	XXXLO		9,108	(2,719,835)			
60488	25-0598210	08/01/2007	AMERICAN GEN LIFE INS CO	TX.	YRT/I	OL	170,773,459	1,994,345	1,840,878	864,260		
60488	25-0598210	06/01/2013	AMERICAN GEN LIFE INS CO	TX.	YRT/I	OL		276	(1,129,252)			
60488	25-0598210	06/01/2013	AMERICAN GEN LIFE INS CO	TX.	YRT/I	XXXLO		1,805	(7,380,529)			
60488	25-0598210	01/01/2003	AMERICAN GEN LIFE INS CO	TX.	OTH/G	OL		91,688				
60534	59-0781901	06/01/1968	AMERICAN HERITAGE LIFE INS CO	FL.	YRT/I	OL	99,045	5,230	2,888	200		
60534	59-0781901	07/01/1997	AMERICAN HERITAGE LIFE INS CO	FL.	CO/I	OL	16,787,844	18,476	851,637	46,252		
60534	59-0781901	07/01/2013	AMERICAN HERITAGE LIFE INS CO	FL.	YRT/I	OL	16,097,563	353,458	676,977	106,773		
60739	74-0484030	06/01/1992	AMERICAN NATL INS CO	TX.	CO/I	OL	643,383	970	9,949	1,276		
60739	74-0484030	04/01/1996	AMERICAN NATL INS CO	TX.	YRT/I	OL	12,907,314	108,757	204,293	49,656		
60739	74-0484030	08/01/1995	AMERICAN NATL INS CO	TX.	YRT/I	OL	682,607	165,081	7,282	1,481		
60739	74-0484030	04/05/1996	AMERICAN NATL INS CO	TX.	YRT/I	OL	14,212,061	5,651	65,477	16,111		
60739	74-0484030	04/01/2000	AMERICAN NATL INS CO	TX.	YRT/I	OL	908,654,342	775,492	3,544,751	1,403,058		
60739	74-0484030	01/01/2000	AMERICAN NATL INS CO	TX.	YRT/I	OL	726,147	8,562	2,495	348		
60836	42-0113630	10/01/1988	AMERICAN REPUBLIC INS CO	IA.	YRT/I	OL	912,416	1,577	17,941	6,315		
60895	35-0145825	04/01/1983	AMERICAN UNITED LIFE INS CO	IN.	YRT/I	OL	2,192,780	71,680	95,194	14,807		
61999	35-0810610	12/01/1971	AMERICO FIN LIFE & ANN INS CO	TX.	OTH/I	OL	50,000	124,134	283	46		
61999	35-0810610	05/08/1985	AMERICO FIN LIFE & ANN INS CO	TX.	YRT/I	OL	188,340	204,580	2,956	636		
61999	35-0810610	04/01/1993	AMERICO FIN LIFE & ANN INS CO	TX.	YRT/I	OL	195,105	47,693	796	183		
61999	35-0810610	08/01/2014	AMERICO FIN LIFE & ANN INS CO	TX.	YRT/I	OL	562,914	5,311	5,550	883		
61301	47-0098400	06/01/1977	AMERITAS LIFE INS CORP	NE.	YRT/I	OL	4,043	10	258	22		
61301	47-0098400	12/01/1978	AMERITAS LIFE INS CORP	NE.	OTH/I	OL	200,704	4,116	41,122	3,986		
61301	47-0098400	02/01/1982	AMERITAS LIFE INS CORP	NE.	YRT/I	OL		3,386				
61301	47-0098400	12/01/1978	AMERITAS LIFE INS CORP	NE.	YRT/I	OL	1,966,150	164,488	48,739	7,182		
61301	47-0098400	07/01/1986	AMERITAS LIFE INS CORP	NE.	YRT/I	OL	931,040	15,694	23,935	11,092		
61301	47-0098400	11/01/1995	AMERITAS LIFE INS CORP	NE.	YRT/I	OL	2,528,715	99,358	170,204	142,461		
61301	47-0098400	02/01/1983	AMERITAS LIFE INS CORP	NE.	CO/I	OL	3,000,000	649,183	120,600	8,526		
61301	47-0098400	02/01/1983	AMERITAS LIFE INS CORP	NE.	YRT/I	OL	103,267	1,228	(8,747)	8,615		
61301	47-0098400	11/01/1997	AMERITAS LIFE INS CORP	NE.	YRT/I	OL	1,521,090	28,387	52,195	4,939		
61301	47-0098400	03/01/2000	AMERITAS LIFE INS CORP	NE.	YRT/I	OL	36,272,448	1,045,788	748,153	122,403		
61301	47-0098400	06/04/2018	AMERITAS LIFE INS CORP	NE.	YRT/I	OL	50,607,253	169,657	86,670	6,780		
60033	13-3758127	06/04/2018	AMERITAS LIFE INS CORP OF NY	NY.	YRT/I	OL	2,983,651	9,708	4,385	875		
61069	35-0980405	06/01/2004	ANTHEM LIFE INS CO	IN.	OTH/G	OL		474,935				
61069	35-0980405	01/01/2006	ANTHEM LIFE INS CO	IN.	OTH/G	OL		39,716				
61069	35-0980405	01/01/2003	ANTHEM LIFE INS CO	IN.	OTH/G	OL		4,411				
71439	38-1843471	10/28/1975	ASSURITY LIFE INS CO	NE.	YRT/I	OL	471,052	9,286	15,688	1,911		
71439	38-1843471	07/01/1985	ASSURITY LIFE INS CO	NE.	YRT/I	OL	1,356,104	17,391	74,375	6,229		
71439	38-1843471	04/01/1985	ASSURITY LIFE INS CO	NE.	YRT/I	OL	2,332,894	27,894	228,023	23,080		
71439	38-1843471	04/01/2018	ASSURITY LIFE INS CO	NE.	YRT/I	OL	13,218,223	54,843	12,916	2,313		
71439	38-1843471	01/01/2003	ASSURITY LIFE INS CO	NE.	OTH/G	OL	1,203,544,617	941,536	2,785,832	1,016,176		
71439	38-1843471	01/01/2003	ASSURITY LIFE INS CO	NE.	OTH/G	OL	110,574,650	36,560	230,115	115,052		
71439	38-1843471	12/01/2002	ASSURITY LIFE INS CO	NE.	OTH/G	OL	5,049,000		13,716	6,643		
71439	38-1843471	01/01/2003	ASSURITY LIFE INS CO	NE.	OTH/G	OL	750,000		4,787	1,600		
71439	38-1843471	01/01/2003	ASSURITY LIFE INS CO	NE.	OTH/G	OL	165,000		(83)	745		
68039	13-2570714	11/01/1968	ATHENE ANN & LIFE ASSUR CO OF NY	NY.	OTH/I	OL	11,006	5,459	615	30		
68039	13-2570714	09/01/1985	ATHENE ANN & LIFE ASSUR CO OF NY	NY.	YRT/I	OL	5,130,146	1,329,273	76,015	14,088		
61689	42-0175020	11/01/1970	ATHENE ANN & LIFE CO	IA.	YRT/I	OL	332,710	9,735	618	1,343		
61689	42-0175020	11/01/1970	ATHENE ANN & LIFE CO	IA.	YRT/I	OL	8,531,048	222,479	193,020	431,660		
61689	42-0175020	06/01/1998	ATHENE ANN & LIFE CO	IA.	YRT/I	OL	13,879,804	115,386	559,120	329,623		
61689	42-0175020	11/01/2001	ATHENE ANN & LIFE CO	IA.	YRT/I	OL	273,997,557	2,162,313	1,773,385	1,050,562		
61689	42-0175020	06/01/2002	ATHENE ANN & LIFE CO	IA.	YRT/I	OL	144,113,499	639,146	988,493	501,067		
61689	42-0175020	08/01/2004	ATHENE ANN & LIFE CO	IA.	YRT/I	OL	37,855,218	171,515	517,177	870,111		

ANNUAL STATEMENT FOR THE YEAR 2023 OF THE General Re Life Corporation

**SCHEDULE S - PART 1 - SECTION 1**

Reinsurance Assumed Life Insurance, Annuities, Deposit Funds and Other Liabilities Without Life or Disability Contingencies, and Related Benefits Listed by Reinsured Company as of December 31, Current Year

1 NAIC Company Code	2 ID Number	3 Effective Date	4 Name of Reinsured	5 Domiciliary Jurisdiction	6 Type of Reinsurance Assumed	7 Type of Business Assumed	8 Amount of In Force at End of Year	9 Reserve	10 Premiums	11 Reinsurance Payable on Paid and Unpaid Losses	12 Modified Coinsurance Reserve	13 Funds Withheld Under Coinsurance
61689	42-0175020	08/01/2004	ATHENE ANN & LIFE CO	IA	YRT/I	OL	110,888,553	434,285	1,078,442	444,139		
61689	42-0175020	01/01/2007	ATHENE ANN & LIFE CO	IA	YRT/I	OL	11,097,659	140,381	113,621	17,718		
61689	42-0175020	01/01/2007	ATHENE ANN & LIFE CO	IA	YRT/I	OL	12,385,326	44,834	69,055	67,075		
61689	42-0175020	11/08/2008	ATHENE ANN & LIFE CO	IA	YRT/I	OL	7,649,017	89,038	117,270	17,791		
61689	42-0175020	11/08/2008	ATHENE ANN & LIFE CO	IA	YRT/I	OL	26,371,707	236,987	401,304	147,189		
61689	42-0175020	04/01/2009	ATHENE ANN & LIFE CO	IA	YRT/I	XXXLO	136,608,580	982,701	282,427	58,947		
61689	42-0175020	04/01/2009	ATHENE ANN & LIFE CO	IA	YRT/I	OL	39,420,908	259,213	120,990	273,734		
61689	42-0175020	04/01/2009	ATHENE ANN & LIFE CO	IA	YRT/I	XXXLO	239,625,770	1,575,661	735,455	1,663,932		
61492	44-0188050	08/01/1981	ATHENE ANNUITY & LIFE ASSUR CO	DE	YRT/I	OL	967,591	265,139	73,568	4,560		
61492	44-0188050	04/15/1992	ATHENE ANNUITY & LIFE ASSUR CO	DE	YRT/I	OL	1,911,426	77,611	25,376	2,635		
61492	44-0188050	04/01/2010	ATHENE ANNUITY & LIFE ASSUR CO	DE	YRT/I	XXXLO	7,974,796	78,166	58,552	28,207		
61492	44-0188050	01/01/2007	ATHENE ANNUITY & LIFE ASSUR CO	DE	YRT/I	OL	1,149,682	11,679	1,471	187		
61093	58-0146380	01/01/2015	ATLANTA LIFE INS CO	GA	YRT/I	OL	4,140,076	2,428		3,617		
61093	58-0146380	10/01/2020	ATLANTA LIFE INS CO	GA	OTH/G	OL	293,750,400		1,176,356	434,845		
61093	58-0146380	10/01/2020	ATLANTA LIFE INS CO	GA	OTH/G	OL	387,693,495		704,769	340,468		
61212	52-0236900	04/01/2010	BALTIMORE LIFE INS CO	MD	YRT/I	XXXLO	196,273,813	735,614	368,529	56,228		
61212	52-0236900	10/01/2010	BALTIMORE LIFE INS CO	MD	CO/I	XXXL	12,387,363	22,711	118,023	10,501		
61263	36-0770740	12/01/1979	BANKERS LIFE & CAS CO	IL	YRT/I	OL	22,950	8,726	3,897	263		
81043	59-1460067	07/01/2000	BANKERS LIFE INS CO	NC	CO/I	XXXL	330,000	11,125	1,028	88		
94250	52-1236145	04/15/1988	BANNER LIFE INS CO	MD	YRT/I	OL	538,882	152,061	14,429	989		
94250	52-1236145	11/15/1995	BANNER LIFE INS CO	MD	CO/I	OL	16,898,510	476,984	124,939	94,336		
94250	52-1236145	11/15/1995	BANNER LIFE INS CO	MD	YRT/I	OL	3,758,473	504,855	126,719	41,779		
94250	52-1236145	07/01/1996	BANNER LIFE INS CO	MD	YRT/I	OL	7,078,165	445,511	313,386	73,182		
94250	52-1236145	01/01/2000	BANNER LIFE INS CO	MD	CO/I	XXXL	2,483,791	136,331	13,345	983		
94250	52-1236145	08/14/2000	BANNER LIFE INS CO	MD	OTH/I	XXXL	724,816	162,533	14,718	1,504		
94250	52-1236145	11/30/2000	BANNER LIFE INS CO	MD	OTH/I	OL	1,045,837	243,761	7,980	2,170		
94250	52-1236145	01/01/2005	BANNER LIFE INS CO	MD	YRT/I	OL	22,941,535	338,869	993,007	228,200		
94250	52-1236145	01/01/2005	BANNER LIFE INS CO	MD	YRT/I	XXXLO	4,647,220	68,644	201,151	46,226		
94250	52-1236145	05/01/2007	BANNER LIFE INS CO	MD	YRT/I	OL	10,804,636	734,649	153,905	30,074		
61395	87-0115120	05/01/1973	BENEFICIAL LIFE INS CO	UT	YRT/I	OL	290,914	624	13,057	1,230		
61476	04-1106240	05/01/1975	BOSTON MUT LIFE INS CO	MA	YRT/I	OL	6,178	1	555	90		
61476	04-1106240	03/27/1995	BOSTON MUT LIFE INS CO	MA	YRT/I	OL	423,486	5,810	4,861	2,104		
87726	06-0566090	09/01/1973	BRIGHTHOUSE LIFE INS CO	DE	OTH/I	OL	295,470	78,532	24,202	10,465		
87726	06-0566090	04/01/1982	BRIGHTHOUSE LIFE INS CO	DE	YRT/I	OL	3,792,938	16,291	257,347	839,320		
87726	06-0566090	02/01/1992	BRIGHTHOUSE LIFE INS CO	DE	OTH/I	OL	3,545,101	98,002	262,839	25,465		
87726	06-0566090	04/01/2003	BRIGHTHOUSE LIFE INS CO	DE	YRT/I	OL	1,009,039,279	18,008,532	32,792,961	13,119,411		
87726	06-0566090	10/01/1994	BRIGHTHOUSE LIFE INS CO	DE	YRT/I	OL		19,741	87,884			
57347	74-0548665	10/01/1991	CATHOLIC LIFE INS	TX	CO/I	OL	7,314,856	113,181	55,189	20,110		
57347	74-0548665	07/01/2007	CATHOLIC LIFE INS	TX	YRT/I	OL	1,541,963	98,211	6,046	797		
57347	74-0548665	01/01/2017	CATHOLIC LIFE INS	TX	YRT/I	OL	17,067,367	26,528	19,231	2,395		
57347	74-0548665	01/01/2017	CATHOLIC LIFE INS	TX	YRT/I	XXXLO	51,202,101	79,584	57,693	7,185		
57347	74-0548665	01/01/1997	CATHOLIC LIFE INS	TX	OTH/G	OL		15,123		202		
57487	36-0879870	05/15/2018	CATHOLIC ORDER OF FORESTERS	IL	YRT/I	OL	327,545,870	189,018	173,919	26,498		
76236	31-1213778	08/01/2001	CINCINNATI LIFE INS CO	OH	OTH/I	XXXL	52,614,644	3,109,164	81,914	23,250		
76023	16-1321681	06/01/2009	COLUMBIAN LIFE INS CO	IL	YRT/I	OL	15,071,631	55,145	66,945	9,036		
62103	15-0274455	03/01/1970	COLUMBIAN MUT LIFE INS CO	NY	YRT/I	OL	40,000	1,446	2,190	262		
62103	15-0274455	10/01/1972	COLUMBIAN MUT LIFE INS CO	NY	OTH/I	OL	40,000	1,067	1,600	126		
62103	15-0274455	05/01/1977	COLUMBIAN MUT LIFE INS CO	NY	YRT/I	OL	1,159,528	6,865	699	2,083		
62103	15-0274455	01/01/1978	COLUMBIAN MUT LIFE INS CO	NY	CO/I	OL	295,890	18,301	6,884	1,431		
62103	15-0274455	01/01/1978	COLUMBIAN MUT LIFE INS CO	NY	YRT/I	OL	29,759	3,517	2,239	377		227,005
62103	15-0274455	08/01/1969	COLUMBIAN MUT LIFE INS CO	NY	YRT/I	OL	477,712	8,040	13,052	5,196		
62103	15-0274455	05/01/1987	COLUMBIAN MUT LIFE INS CO	NY	OTH/I	OL	2,066,189	6,928	41,685	12,178		
62103	15-0274455	05/01/1982	COLUMBIAN MUT LIFE INS CO	NY	YRT/I	OL	432,797		26,878	9,093		
62103	15-0274455	12/01/2013	COLUMBIAN MUT LIFE INS CO	NY	CO/I	OL	268,877	129,693	3,404	190		
99937	31-1191427	12/15/1986	COLUMBUS LIFE INS CO	OH	YRT/I	OL	279,334	370	(131)	1,432		
99937	31-1191427	07/01/1989	COLUMBUS LIFE INS CO	OH	YRT/I	OL	1,738,046	56,162	88,181	14,650		
99937	31-1191427	09/01/2002	COLUMBUS LIFE INS CO	OH	YRT/I	OL	39,045	8,760	793	89		
99937	31-1191427	11/01/2022	COLUMBUS LIFE INS CO	OH	YRT/I	OL	81,542,254	169,028	76,637	771,462		

ANNUAL STATEMENT FOR THE YEAR 2023 OF THE General Re Life Corporation

**SCHEDULE S - PART 1 - SECTION 1**

Reinsurance Assumed Life Insurance, Annuities, Deposit Funds and Other Liabilities Without Life or Disability Contingencies, and Related Benefits Listed by Reinsured Company as of December 31, Current Year

1 NAIC Company Code	2 ID Number	3 Effective Date	4 Name of Reinsured	5 Domiciliary Jurisdiction	6 Type of Reinsurance Assumed	7 Type of Business Assumed	8 Amount of In Force at End of Year	9 Reserve	10 Premiums	11 Reinsurance Payable on Paid and Unpaid Losses	12 Modified Coinsurance Reserve	13 Funds Withheld Under Coinsurance
62146	36-2136262	08/01/1966	COMBINED INS CO OF AMER	IL	OTH/I	OL	27,980	1,289	1,860	264		
84824	04-6145677	09/17/1968	COMMONWEALTH ANN & LIFE INS CO	MA	YRT/I	OL	113,988	2,693	82,116	11,629		
84824	04-6145677	08/01/1983	COMMONWEALTH ANN & LIFE INS CO	MA	YRT/I	OL	1,743,157	210,186	30,491	5,024		
84824	04-6145677	01/01/1993	COMMONWEALTH ANN & LIFE INS CO	MA	YRT/I	OL	958,759	78,727	21,358	3,982		
62537	58-0830929	10/01/1987	COTTON STATES LIFE INS CO	GA	OTH/I	OL	8,460,217	116,058	63,517	98,226		
62537	58-0830929	03/01/1991	COTTON STATES LIFE INS CO	GA	YRT/I	OL	616,000	120,332	4,780	601		
62537	58-0830929	01/01/1992	COTTON STATES LIFE INS CO	GA	CO/I	OL	890,868	181,686	1,678	531		
62537	58-0830929	01/01/1992	COTTON STATES LIFE INS CO	GA	CO/I	XXXLO	645,112	131,566	1,215	384		
62537	58-0830929	01/01/1993	COTTON STATES LIFE INS CO	GA	YRT/I	OL	14,680,056	186,905	87,686	37,099		
62537	58-0830929	05/01/1994	COTTON STATES LIFE INS CO	GA	YRT/I	OL	5,231,249	91,326	61,999	7,004		
14188	45-2784935	04/01/2016	DAKOTA CAPITAL LIFE INS CO	ND	YRT/I	OL	22,000,000	41,250	38,670	112		
14188	45-2784935	01/01/2020	DAKOTA CAPITAL LIFE INS CO	ND	YRT/I	OL	14,880,040	109,231	10,488	1,722		
14188	45-2784935	11/01/2015	DAKOTA CAPITAL LIFE INS CO	ND	OTH/G	OL	46,769,800		113,609	55,606		
14188	45-2784935	11/01/2015	DAKOTA CAPITAL LIFE INS CO	ND	OTH/G	OL			1,088	396		
71129	36-2598882	11/01/1995	DEARBORN LIFE INS CO	IL	OTH/G	OL		131,185	7,995	4,931		
62634	51-0104167	01/01/1985	DELAWARE AMER LIFE INS CO	DE	CO/I	OL	87,500	18,884	5,331	335		
62634	51-0104167	04/01/1983	DELAWARE AMER LIFE INS CO	DE	YRT/I	OL	1,521,895	37,522	211,493	25,073		
67636	59-0397210	07/01/1968	DSM USA INS CO INC	TX	OTH/I	OL			(6,131)	731		
62928	42-0868851	01/01/1974	EMC NATL LIFE CO	IA	YRT/I	OL	21,412	571	834	253		
62928	42-0868851	03/01/1983	EMC NATL LIFE CO	IA	YRT/I	OL	765,895	2,942	10,212	3,681		
68322	84-0467907	01/01/1977	EMPOWER ANN INS CO OF AMERICA	CO	OTH/I	OL	478,604	7,969	6,543	366		
68322	84-0467907	09/01/1982	EMPOWER ANN INS CO OF AMERICA	CO	YRT/I	OL	89,820	839	6,265	742		
68322	84-0467907	12/19/2000	EMPOWER ANN INS CO OF AMERICA	CO	YRT/I	OL	20,295,973	397,907	162,080	149,192		
68322	84-0467907	07/01/2000	EMPOWER ANN INS CO OF AMERICA	CO	YRT/I	OL	6,676,264	227,100	66,836	12,174		
66311	31-0717055	04/01/1994	ENCOVA LIFE INS CO	OH	YRT/I	OL	4,650,560	23,462	32,050	4,382		
78077	86-0222062	01/01/1983	EQUITABLE FIN LIFE INS CO OF AMER	AZ	YRT/I	OL	3,314,393	59,556	134,633	9,922		
78077	86-0222062	01/01/1983	EQUITABLE FIN LIFE INS CO OF AMER	AZ	YRT/I	OL			(1,429)			
62944	13-5570651	10/02/1972	EQUITABLE FINANCIAL LIFE INS CO	NY	YRT/I	OL	22,920,698	709,783	1,157,108	133,301		
62944	13-5570651	04/01/1975	EQUITABLE FINANCIAL LIFE INS CO	NY	YRT/I	OL	808,929	33,408	48,014	4,744		
62944	13-5570651	09/01/1985	EQUITABLE FINANCIAL LIFE INS CO	NY	YRT/I	OL	765,283	18,183	52,688	5,918		
62944	13-5570651	07/01/1985	EQUITABLE FINANCIAL LIFE INS CO	NY	YRT/I	OL	403,730	24,276	6,072	1,682		
62944	13-5570651	10/02/1972	EQUITABLE FINANCIAL LIFE INS CO	NY	YRT/I	OL	48,799,041	1,225,579	2,938,331	266,766		
62944	13-5570651	10/02/1972	EQUITABLE FINANCIAL LIFE INS CO	NY	YRT/I	OL	14,959,379	329,835	816,918	86,170		
62944	13-5570651	10/02/1972	EQUITABLE FINANCIAL LIFE INS CO	NY	YRT/I	OL	4,979,502	91,180	169,528	11,244		
62944	13-5570651	06/01/1993	EQUITABLE FINANCIAL LIFE INS CO	NY	YRT/I	OL	28,618,931	65,712	796,875	113,802		
62944	13-5570651	04/04/1994	EQUITABLE FINANCIAL LIFE INS CO	NY	YRT/I	OL	1,338,791	14,491	168,371	11,948		
62944	13-5570651	01/01/1995	EQUITABLE FINANCIAL LIFE INS CO	NY	YRT/I	OL	10,962,452	11,397	465,257	38,004		
62944	13-5570651	01/01/1995	EQUITABLE FINANCIAL LIFE INS CO	NY	YRT/I	OL	686	1	62	5		
62944	13-5570651	01/01/1995	EQUITABLE FINANCIAL LIFE INS CO	NY	YRT/I	OL	58,504,209	1,398,336	1,765,361	532,532		
62944	13-5570651	01/01/1995	EQUITABLE FINANCIAL LIFE INS CO	NY	YRT/I	OL	6,926,546	81,420	97,516	21,435		
62944	13-5570651	01/01/1995	EQUITABLE FINANCIAL LIFE INS CO	NY	YRT/I	XXXLO	2,216,770	19,559	52,772	3,355		
62944	13-5570651	08/01/1996	EQUITABLE FINANCIAL LIFE INS CO	NY	YRT/I	OL	4,885,196	59,350	48,963	3,983		
62944	13-5570651	10/06/1997	EQUITABLE FINANCIAL LIFE INS CO	NY	YRT/I	OL	644,803,654	2,634,950	4,069,116	1,950,201		
62944	13-5570651	12/02/1997	EQUITABLE FINANCIAL LIFE INS CO	NY	YRT/I	OL	4,075,767	7,607	1,040,572	117,828		
62944	13-5570651	01/01/1999	EQUITABLE FINANCIAL LIFE INS CO	NY	YRT/I	OL	18,422,436	39,208	224,139	27,401		
62944	13-5570651	03/01/2003	EQUITABLE FINANCIAL LIFE INS CO	NY	YRT/I	OL	90,102,841	746,795	2,799,483	793,020		
62944	13-5570651	09/01/2004	EQUITABLE FINANCIAL LIFE INS CO	NY	YRT/I	OL	350,054	15,743	3,356	274		
62944	13-5570651	01/01/2006	EQUITABLE FINANCIAL LIFE INS CO	NY	YRT/I	OL	10,655,702	315,421	971,521	120,279		
62944	13-5570651	01/01/2006	EQUITABLE FINANCIAL LIFE INS CO	NY	YRT/I	XXXLO	1,253,344	37,100	114,272	14,148		
62944	13-5570651	04/01/2006	EQUITABLE FINANCIAL LIFE INS CO	NY	YRT/I	OL	201,902,957	9,808,003	13,323,483	4,196,140		
62944	13-5570651	04/01/2006	EQUITABLE FINANCIAL LIFE INS CO	NY	YRT/I	OL	15,504,303	336,224	195,738	16,955		
62944	13-5570651	04/01/2006	EQUITABLE FINANCIAL LIFE INS CO	NY	YRT/I	XXXLO	16,013,330	347,262	202,164	17,512		
62944	13-5570651	04/01/2010	EQUITABLE FINANCIAL LIFE INS CO	NY	YRT/I	OL	130,610,744	1,822,104	619,519	57,688		
62944	13-5570651	04/01/2010	EQUITABLE FINANCIAL LIFE INS CO	NY	YRT/I	XXXLO	88,822,601	1,239,133	421,308	39,231		
62944	13-5570651	10/01/2012	EQUITABLE FINANCIAL LIFE INS CO	NY	YRT/I	OL	400,725,948	1,363,733	216,781	63,694		
62944	13-5570651	10/01/2012	EQUITABLE FINANCIAL LIFE INS CO	NY	YRT/I	XXXLO	289,122,471	983,929	156,407	45,955		
62944	13-5570651	01/01/2017	EQUITABLE FINANCIAL LIFE INS CO	NY	YRT/I	OL	78,799,286	231,223	576,061	194		
70769	25-1186315	05/01/1975	ERIE FAMILY LIFE INS CO	PA	OTH/I	OL	2,158,697	248,248	41,815	9,418		

ANNUAL STATEMENT FOR THE YEAR 2023 OF THE General Re Life Corporation

**SCHEDULE S - PART 1 - SECTION 1**

Reinsurance Assumed Life Insurance, Annuities, Deposit Funds and Other Liabilities Without Life or Disability Contingencies, and Related Benefits Listed by Reinsured Company as of December 31, Current Year

1 NAIC Company Code	2 ID Number	3 Effective Date	4 Name of Reinsured	5 Domiciliary Jurisdiction	6 Type of Reinsurance Assumed	7 Type of Business Assumed	8 Amount of In Force at End of Year	9 Reserve	10 Premiums	11 Reinsurance Payable on Paid and Unpaid Losses	12 Modified Coinsurance Reserve	13 Funds Withheld Under Coinsurance
70769	25-1186315	01/01/1988	ERIE FAMILY LIFE INS CO	PA.	YRT/I	OL	5,335,349	7,100	49,277	31,767		
70769	25-1186315	05/01/2015	ERIE FAMILY LIFE INS CO	PA.	YRT/I	OL	12,698,217	28,921	18,051	21,173		
70769	25-1186315	05/01/2015	ERIE FAMILY LIFE INS CO	PA.	YRT/I	XXXLO	140,501,939	319,999	199,726	234,278		
63088	42-0623913	05/01/1996	FARM BUREAU LIFE INS CO	IA.	CO/I	OL	4,084	387	260	6		
63088	42-0623913	10/01/2020	FARM BUREAU LIFE INS CO	IA.	YRT/I	OL	65,605,750	221,808	31,267	4,443		
63088	42-0623913	10/01/2020	FARM BUREAU LIFE INS CO	IA.	YRT/I	OL	319,801,388	1,036,125	170,813	34,215		
63258	41-6022443	08/01/1980	FEDERATED LIFE INS CO	MN.	YRT/I	OL	689,035	25,154	60,544	8,817		
63274	52-6033321	12/22/2008	FIDELITY & GUAR LIFE INS CO	IA.	CO/I	XXXL	690,252	2,838	5,209	327		
71870	43-0949844	01/01/1987	FIDELITY SECURITY LIFE INS CO	MO.	YRT/I	OL	2,345,329	33,910	21,467	6,670		
69140	04-1867050	12/01/1988	FIRST ALLMERICA FIN LIFE INS CO	MA.	OTH/I	OL	614,494	17,772	(13,035)	3,713		
69140	04-1867050	12/01/1988	FIRST ALLMERICA FIN LIFE INS CO	MA.	YRT/I	OL	7,504,267	15,191	96,656	34,131		
69140	04-1867050	05/01/2000	FIRST ALLMERICA FIN LIFE INS CO	MA.	YRT/I	OL	1,403,450	33,633	15,868	3,094		
69140	04-1867050	01/01/2001	FIRST ALLMERICA FIN LIFE INS CO	MA.	YRT/I	OL	24,207,545	70,245	91,761	110,434		
69140	04-1867050	02/01/2003	FIRST ALLMERICA FIN LIFE INS CO	MA.	YRT/I	OL	20,987,418	380,199	330,726	122,600		
69140	04-1867050	08/01/2004	FIRST ALLMERICA FIN LIFE INS CO	MA.	YRT/I	OL	30,648,335	279,941	192,704	44,210		
69140	04-1867050	01/01/2007	FIRST ALLMERICA FIN LIFE INS CO	MA.	YRT/I	OL	1,257,618	66,775	5,767	682		
69140	04-1867050	11/08/2008	FIRST ALLMERICA FIN LIFE INS CO	MA.	YRT/I	OL	3,849,596	6,482	65,651	24,534		
69140	04-1867050	04/01/2009	FIRST ALLMERICA FIN LIFE INS CO	MA.	YRT/I	XXXLO	72,885,614	552,387	245,449	159,153		
63657	22-1700753	01/01/1987	GARDEN STATE LIFE INS CO	TX.	CO/I	XXXL	1,492,577	52,944	28,155	1,559		
63657	22-1700753	10/01/1989	GARDEN STATE LIFE INS CO	TX.	YRT/I	OL	954,225	18,617	15,572	4,267		
63657	22-1700753	06/15/1993	GARDEN STATE LIFE INS CO	TX.	CO/I	OL	3,308,546	169,582	70,915	14,063		
63657	22-1700753	06/15/1993	GARDEN STATE LIFE INS CO	TX.	CO/I	XXXL	1,943,114	99,596	41,649	8,259		
56685	25-0502660	12/01/1988	GBU FINANCIAL LIFE	PA.	YRT/I	OL	4,857,903	11,344	64,770	28,328		
56685	25-0502660	01/01/1985	GBU FINANCIAL LIFE	PA.	YRT/I	OL	180,377	5,198	1,699	811		
56685	25-0502660	01/01/1994	GBU FINANCIAL LIFE	PA.	YRT/I	OL	300,909	5,838	7,543	1,932		
65536	54-0283385	06/01/1969	GENWORTH LIFE & ANN INS CO	VA.	OTH/I	OL	2,249,620	224,113	(56,167)	3,172		
65536	54-0283385	05/01/1972	GENWORTH LIFE & ANN INS CO	VA.	OTH/I	OL	74,218	952	469	361		
65536	54-0283385	07/01/1981	GENWORTH LIFE & ANN INS CO	VA.	CO/I	OL	659,140	170,137	44,307	4,609		
65536	54-0283385	12/01/1977	GENWORTH LIFE & ANN INS CO	VA.	OTH/I	OL	31,087	399	2,684	192		
65536	54-0283385	07/01/1981	GENWORTH LIFE & ANN INS CO	VA.	YRT/I	OL	239,168	1,076	767	4,935		
65536	54-0283385	09/01/1982	GENWORTH LIFE & ANN INS CO	VA.	OTH/I	OL	30,129,403	165,979	909,406	158,389		
65536	54-0283385	06/01/1986	GENWORTH LIFE & ANN INS CO	VA.	OTH/I	OL	24,137	101,226	18,453	2,746		
65536	54-0283385	02/17/1992	GENWORTH LIFE & ANN INS CO	VA.	YRT/I	OL	575,000	3,015	19,448	8,350		
65536	54-0283385	03/18/1992	GENWORTH LIFE & ANN INS CO	VA.	YRT/I	OL	2,447,291	12,092	59,510	28,523		
65536	54-0283385	03/01/1994	GENWORTH LIFE & ANN INS CO	VA.	YRT/I	OL	5,370,375	28,886	39,296	10,830		
65536	54-0283385	06/26/1999	GENWORTH LIFE & ANN INS CO	VA.	YRT/I	OL	6,551,708	19,259	70,084	25,171		
70025	91-6027719	06/26/1999	GENWORTH LIFE INS CO	DE.	YRT/I	OL	2,766,908	9,175	25,178	6,156		
70025	91-6027719	06/26/1999	GENWORTH LIFE INS CO	DE.	YRT/I	XXXLO	16,996,723	56,362	154,663	37,815		
70025	91-6027719	11/01/2000	GENWORTH LIFE INS CO	DE.	YRT/I	OL	17,406,931	157,744	68,354	27,858		
70025	91-6027719	11/01/2000	GENWORTH LIFE INS CO	DE.	YRT/I	XXXLO	70,485,816	638,753	276,784	112,804		
70025	91-6027719	11/01/2000	GENWORTH LIFE INS CO	DE.	YRT/I	OL	2,086,914	14,935	21,168	3,574		
70025	91-6027719	11/01/2000	GENWORTH LIFE INS CO	DE.	YRT/I	XXXLO	11,580,687	82,876	117,467	19,834		
70025	91-6027719	01/01/2002	GENWORTH LIFE INS CO	DE.	YRT/I	XXXLO	890,441,788	5,891,369	2,283,274	1,198,457		
70025	91-6027719	01/01/2002	GENWORTH LIFE INS CO	DE.	YRT/I	OL	28,607,099	166,841	209,238	107,405		
70025	91-6027719	01/01/2002	GENWORTH LIFE INS CO	DE.	YRT/I	XXXLO	224,607,914	1,309,945	1,642,825	843,292		
70025	91-6027719	04/01/2005	GENWORTH LIFE INS CO	DE.	YRT/I	XXXLO	271,398,154	1,868,036	1,703,543	398,546		
70025	91-6027719	04/01/2005	GENWORTH LIFE INS CO	DE.	YRT/I	OL	20,092,147	123,846	460,604	192,838		
70025	91-6027719	04/01/2005	GENWORTH LIFE INS CO	DE.	YRT/I	XXXLO	1,274,947,363	5,908,240	2,972,828	540,327		
70025	91-6027719	04/01/2005	GENWORTH LIFE INS CO	DE.	YRT/I	OL	97,847,028	1,197,077	1,178,480	375,816		
70025	91-6027719	04/01/2005	GENWORTH LIFE INS CO	DE.	YRT/I	XXXLO	8,428,986	103,122	101,520	32,375		
72990	22-2882416	07/01/1969	GENWORTH LIFE INS CO OF NY	NY.	OTH/I	OL	42,484	2,076	(122)	343		
70939	13-2611847	04/01/1995	GERBER LIFE INS CO	NY.	OTH/G	OL		5,599,122	2,640,528	1,016,228		
91472	63-0782739	12/01/1992	GLOBE LIFE & ACCIDENT INS CO	NE.	YRT/I	OL	2,180,400	1,353	22,214	7,260		
60234	63-1191165	08/01/2005	GOLDEN GATE CAPTIVE INS CO	VT.	YRT/I	XXXLO	230,331,958	95,427	1,516,793	211,608		
60234	63-1191165	08/01/2005	GOLDEN GATE CAPTIVE INS CO	VT.	YRT/I	XXXLO	1,030,871,161	170,185	4,182,595	995,596		
63967	74-0651020	04/01/1987	GOVERNMENT PERSONNEL MUT LIFE INS	TX.	YRT/I	OL	100,000	732	2,045	468		
71218	31-0739286	01/01/2012	GRANGE LIFE INS CO	OH.	YRT/I	XXXLO	882,052,948	1,177,496	1,550,051	179,081		
63312	13-1935920	09/29/2003	GREAT AMER LIFE INS CO	OH.	YRT/I	OL	148,467	65,210	2,588	392		



ANNUAL STATEMENT FOR THE YEAR 2023 OF THE General Re Life Corporation

**SCHEDULE S - PART 1 - SECTION 1**

Reinsurance Assumed Life Insurance, Annuities, Deposit Funds and Other Liabilities Without Life or Disability Contingencies, and Related Benefits Listed by Reinsured Company as of December 31, Current Year

1 NAIC Company Code	2 ID Number	3 Effective Date	4 Name of Reinsured	5 Domiciliary Jurisdiction	6 Type of Reinsurance Assumed	7 Type of Business Assumed	8 Amount of In Force at End of Year	9 Reserve	10 Premiums	11 Reinsurance Payable on Paid and Unpaid Losses	12 Modified Coinsurance Reserve	13 Funds Withheld Under Coinsurance
90212	74-2058261	07/01/1980	GREAT SOUTHERN LIFE INS CO	TX	OTH/I	OL	6,165,059	2,662,086	2,030	290		
90212	74-2058261	03/01/1986	GREAT SOUTHERN LIFE INS CO	TX	YRT/I	OL	12,508,624	490,584	255,621	307,886		
90212	74-2058261	09/01/1986	GREAT SOUTHERN LIFE INS CO	TX	YRT/I	OL			(39,128)			
90212	74-2058261	01/18/1998	GREAT SOUTHERN LIFE INS CO	TX	YRT/I	OL	363,000	13,689	2,157	510		
90212	74-2058261	06/01/1993	GREAT SOUTHERN LIFE INS CO	TX	YRT/I	OL	5,642,582	816,850	309,343	99,978		
90212	74-2058261	08/01/2014	GREAT SOUTHERN LIFE INS CO	TX	YRT/I	OL	5,397,177	50,919	127,094	25,390		
79359	13-2690792	03/24/2000	GREAT W LIFE & ANN INS CO OF NY	NY	YRT/I	OL	8,049,018	260,157	299,810	103,796		
64211	36-1174500	10/01/1965	GUARANTEE TRUST LIFE INS CO	IL	YRT/I	OL				2,185		
78778	13-2656036	05/18/2020	GUARDIAN INS & ANN CO INC	DE	YRT/I	OL	4,344,537,919	8,792,950	1,444,790	603,867		
64246	13-5123390	07/01/1971	GUARDIAN LIFE INS CO OF AMER	NY	YRT/I	OL	464,455	17,160	34,896	4,573		
64246	13-5123390	01/02/1981	GUARDIAN LIFE INS CO OF AMER	NY	YRT/I	OL	1,339,461	46,931	53,285	10,513		
64246	13-5123390	01/01/1985	GUARDIAN LIFE INS CO OF AMER	NY	YRT/I	OL	138,925	42,371	6,386	1,293		
64246	13-5123390	11/01/1990	GUARDIAN LIFE INS CO OF AMER	NY	YRT/I	OL	60,964,474	1,525,907	2,495,227	2,732,901		
64246	13-5123390	08/01/1993	GUARDIAN LIFE INS CO OF AMER	NY	CO/I	OL	48,713,208		543,582	101,579		
64246	13-5123390	08/01/1995	GUARDIAN LIFE INS CO OF AMER	NY	YRT/I	OL	2,777,344	62,476	104,800	16,121		
64246	13-5123390	06/30/1996	GUARDIAN LIFE INS CO OF AMER	NY	YRT/I	OL	10,393,285	126,234	123,453	14,303		
64246	13-5123390	12/01/1996	GUARDIAN LIFE INS CO OF AMER	NY	CO/I	OL	7,949,785		23,420	25,282		
64246	13-5123390	12/01/1988	GUARDIAN LIFE INS CO OF AMER	NY	YRT/I	OL	8,683,389	408,838	117,850	116,696		
64246	13-5123390	05/01/1991	GUARDIAN LIFE INS CO OF AMER	NY	CO/I	OL	219,058,320	40,133	2,468,399	344,277		
64246	13-5123390	03/01/2003	GUARDIAN LIFE INS CO OF AMER	NY	CO/I	XXXL	100,708,199	849,601	400,940	48,505		
64246	13-5123390	04/01/2005	GUARDIAN LIFE INS CO OF AMER	NY	CO/I	XXXL	85,939,364	439,977	301,838	25,954		
64246	13-5123390	01/01/2005	GUARDIAN LIFE INS CO OF AMER	NY	YRT/I	OL	18,738,287	703,044	594,610	98,741		
64246	13-5123390	01/01/2002	GUARDIAN LIFE INS CO OF AMER	NY	YRT/I	OL	119,448,426	2,429,747	1,948,815	1,564,377		
64246	13-5123390	10/01/2005	GUARDIAN LIFE INS CO OF AMER	NY	YRT/I	OL	108,619,438	2,131,853	1,915,343	362,314		
64246	13-5123390	04/01/2010	GUARDIAN LIFE INS CO OF AMER	NY	YRT/I	OL	260,742,673	929,528	726,938	117,305		
79480	35-1279304	05/01/1996	HARKEN HLTH INS CO	WI	OTH/G	OL		60				
84530	38-2046096	07/01/2006	HERITAGE LIFE INSURANCE CO	OH	YRT/I	OL	1,964,578	7,344	160,463	22,476		
84530	38-2046096	07/01/2006	HERITAGE LIFE INSURANCE CO	OH	YRT/I	XXXLO	20,509,238	204,613	190,027	9,809		
93440	06-1041332	11/01/1995	HM LIFE INS CO	PA	OTH/G	OL	714,032	84,137	67,840	54,430		
93440	06-1041332	11/01/1995	HM LIFE INS CO	PA	OTH/G	OL	88,866	4,141	4,094	3,012		
70580	39-0714280	06/01/1973	HUMANADENTAL INS CO	WI	OTH/I	OL	99,620	24,137	5,668	524		
70580	39-0714280	07/01/1988	HUMANADENTAL INS CO	WI	YRT/I	OL	1,258,756	26,138	10,598	2,983		
64580	37-0344290	01/01/1981	ILLINOIS MUT LIFE INS CO	IL	YRT/I	OL			(17,272)	1,788		
64580	37-0344290	02/15/1999	ILLINOIS MUT LIFE INS CO	IL	OTH/G	OL		120,987	13,401	12,180		
64580	37-0344290	02/15/1999	ILLINOIS MUT LIFE INS CO	IL	OTH/G	OL	31,573,400		95,294	50,091		
63487	23-1632193	09/01/2002	INVESTORS LIFE INS CO N AMER	TX	YRT/I	OL	703,858	2,489	42,169	1,754		
63487	23-1632193	08/01/2014	INVESTORS LIFE INS CO N AMER	TX	YRT/I	OL	8,501,482	80,206	262,124	55,563		
15313	46-3433374	01/01/2014	INVESTORS PREFERRED LIFE INS CO	SD	YRT/I	OL	108,316,739	95,315	166,372	63,928		
65056	38-1659835	01/01/1974	JACKSON NATL LIFE INS CO	MI	OTH/I	OL	12,136	127	219	58		
65056	38-1659835	08/01/1972	JACKSON NATL LIFE INS CO	MI	YRT/I	OL				493		
65056	38-1659835	07/01/1974	JACKSON NATL LIFE INS CO	MI	OTH/I	OL	5,127	278	667	45		
65056	38-1659835	09/01/1982	JACKSON NATL LIFE INS CO	MI	YRT/I	OL	4,686	6	285	96		
65056	38-1659835	08/01/1987	JACKSON NATL LIFE INS CO	MI	CO/I	OL	5,708,947	1,410,869	111,279	30,508		
65056	38-1659835	07/12/1993	JACKSON NATL LIFE INS CO	MI	OTH/I	OL	5,856,193	2,262	81,748	19,518		
65056	38-1659835	10/23/1995	JACKSON NATL LIFE INS CO	MI	YRT/I	OL	14,270	79	(382)	501		
65056	38-1659835	08/01/1996	JACKSON NATL LIFE INS CO	MI	CO/I	OL	62,500	5,629	2,135	266		
65056	38-1659835	08/01/1996	JACKSON NATL LIFE INS CO	MI	YRT/I	OL	14,274,313	222,299	255,741	38,089		
65056	38-1659835	09/01/1982	JACKSON NATL LIFE INS CO	MI	OTH/I	OL	2,839,999	1,052,749	62,515	21,513		
65056	38-1659835	10/01/1991	JACKSON NATL LIFE INS CO	MI	CO/I	OL	51,844	281,601	69,491	17,544		
65056	38-1659835	01/01/1989	JACKSON NATL LIFE INS CO	IN	CO/I	OL	459,823	7,107	8,879	2,116		
65056	38-1659835	01/01/1989	JACKSON NATL LIFE INS CO	IN	YRT/I	OL	4,053,363	1,765	160,045	36,077		
65838	01-0233346	01/01/1981	JOHN HANCOCK LIFE INS CO USA	MI	YRT/I	OL	91,756,167	1,334,260	3,270,721	781,539		
65838	01-0233346	02/01/1995	JOHN HANCOCK LIFE INS CO USA	MI	OTH/I	OL	105,224,463	20,914,482	1,146,887	247,178		
65838	01-0233346	02/01/1995	JOHN HANCOCK LIFE INS CO USA	MI	OTH/I	XXXL	20,512,522	4,077,082	223,575	48,185		
65838	01-0233346	02/01/1995	JOHN HANCOCK LIFE INS CO USA	MI	OTH/I	XXXLO	1,336	266	15	3		
65838	01-0233346	01/01/2000	JOHN HANCOCK LIFE INS CO USA	MI	YRT/I	OL				(34)		
65838	01-0233346	03/01/2004	JOHN HANCOCK LIFE INS CO USA	MI	YRT/I	OL	16,116,605	30,304	143,178	27,962		
65838	01-0233346	03/01/2004	JOHN HANCOCK LIFE INS CO USA	MI	YRT/I	OL	99,077,755	221,617	2,139,030	1,090,935		

ANNUAL STATEMENT FOR THE YEAR 2023 OF THE General Re Life Corporation

**SCHEDULE S - PART 1 - SECTION 1**

Reinsurance Assumed Life Insurance, Annuities, Deposit Funds and Other Liabilities Without Life or Disability Contingencies, and Related Benefits Listed by Reinsured Company as of December 31, Current Year

1 NAIC Company Code	2 ID Number	3 Effective Date	4 Name of Reinsured	5 Domiciliary Jurisdiction	6 Type of Reinsurance Assumed	7 Type of Business Assumed	8 Amount of In Force at End of Year	9 Reserve	10 Premiums	11 Reinsurance Payable on Paid and Unpaid Losses	12 Modified Coinsurance Reserve	13 Funds Withheld Under Coinsurance
65838	01-0233346	01/01/2004	JOHN HANCOCK LIFE INS CO USA	MI	OTH/I	OL	1,495,389	11,242	99,162	17,953		
65838	01-0233346	04/28/2004	JOHN HANCOCK LIFE INS CO USA	MI	YRT/I	OL	228,339,686	461,266	3,283,921	658,744		
65838	01-0233346	03/01/1998	JOHN HANCOCK LIFE INS CO USA	MI	OTH/G	OL		33,597				
65129	44-0308260	02/01/1979	KANSAS CITY LIFE INS CO	MO	YRT/I	OL	189,927	6,468	11,579	2,518		
58033	06-0416470	12/01/1979	KNIGHTS OF COLUMBUS	CT	YRT/I	OL	12,123,617	69,805	2,789	82,243		
58033	06-0416470	12/01/1979	KNIGHTS OF COLUMBUS	CT	YRT/I	OL	2,200,000	69,492	554	21,978		
58033	06-0416470	01/01/1992	KNIGHTS OF COLUMBUS	CT	YRT/I	OL	1,275,000	1,864	1,092	877		
58033	06-0416470	03/01/2003	KNIGHTS OF COLUMBUS	CT	YRT/I	XXXLO	70,702,062	1,481,191	350,730	57,839		
58033	06-0416470	03/01/2003	KNIGHTS OF COLUMBUS	CT	YRT/I	XXXLO	15,236,721	334,149	81,851	7,021		
58033	06-0416470	10/01/2008	KNIGHTS OF COLUMBUS	CT	YRT/I	OL	201,146,831	141,442	284,923	60,349		
58033	06-0416470	10/01/2008	KNIGHTS OF COLUMBUS	CT	YRT/I	XXXLO	462,632,460	325,314	655,316	138,802		
65242	35-0457540	03/01/2004	LAFAYETTE LIFE INS CO	OH	YRT/I	OL	19,996,967	87,527	173,132	33,881		
65242	35-0457540	08/01/2005	LAFAYETTE LIFE INS CO	OH	YRT/I	OL	285,232,466	998,700	1,083,294	283,987		
65242	35-0457540	11/01/2005	LAFAYETTE LIFE INS CO	OH	YRT/I	XXXLO	113,172,636	623,332	299,148	34,390		
65242	35-0457540	11/01/2005	LAFAYETTE LIFE INS CO	OH	YRT/I	OL		1,302		235		
65242	35-0457540	01/01/1998	LAFAYETTE LIFE INS CO	OH	OTH/G	OL		2,408				
75027	36-2692994	10/01/1981	LIFE ASSUR CO OF AMER	IL	OTH/I	OL	113,772	23,065	303	622		
65528	75-0953004	01/01/2003	LIFE INS CO OF THE SOUTHWEST	TX	YRT/I	OL	230,712,823	1,423,233	1,894,924	461,075		
65528	75-0953004	01/01/2003	LIFE INS CO OF THE SOUTHWEST	TX	YRT/I	XXXLO	23,722,437	146,340	194,841	47,409		
77720	75-0956156	10/01/1985	LIFESECURE INS CO	MI	YRT/I	OL			7,232			
99724	73-1155182	11/01/1978	LIFESHIELD NATL INS CO	OK	YRT/I	OL	60,000	2,124	4,386	440		
99724	73-1155182	01/01/1990	LIFESHIELD NATL INS CO	OK	YRT/I	OL	722,800	3,799	817	968		
65595	47-0221457	08/01/1986	LINCOLN BENEFIT LIFE CO	NE	OTH/I	OL	276,387	4,409	8,919	1,842		
65595	47-0221457	12/01/2000	LINCOLN BENEFIT LIFE CO	NE	CO/I	XXXL	140,987,102	4,426,902	419,915	254,582		
65595	47-0221457	12/01/2000	LINCOLN BENEFIT LIFE CO	NE	YRT/I	OL	7,332,034	59,127	10,134	2,077		
65595	47-0221457	07/28/2004	LINCOLN BENEFIT LIFE CO	NE	YRT/I	OL	91,462,053	5,954,695	13,980,241	5,016,872		
65595	47-0221457	01/17/2005	LINCOLN BENEFIT LIFE CO	NE	YRT/I	OL	227,341,026	3,048,494	2,694,877	844,670		
65595	47-0221457	10/26/2007	LINCOLN BENEFIT LIFE CO	NE	YRT/I	OL	40,736,258	294,213	1,291,004	161,178		
62057	22-0832760	01/01/1988	LINCOLN LIFE & ANN CO OF NY	NY	OTH/I	OL	19,999	160	780	82		
62057	22-0832760	12/01/1999	LINCOLN LIFE & ANN CO OF NY	NY	YRT/I	OL	18,706,695	702,937	447,541	102,835		
62057	22-0832760	01/01/2002	LINCOLN LIFE & ANN CO OF NY	NY	YRT/I	OL	242,089,623	8,310,624	7,128,519	2,452,703		
62057	22-0832760	07/01/2004	LINCOLN LIFE & ANN CO OF NY	NY	YRT/I	OL	214,546	2,751	933	289		
62057	22-0832760	10/11/2004	LINCOLN LIFE & ANN CO OF NY	NY	YRT/I	OL	31,728,179	1,169,090	599,526	457,748		
62057	22-0832760	05/16/2011	LINCOLN LIFE & ANN CO OF NY	NY	YRT/I	OL	59,752,473	423,701	144,539	61,618		
62057	22-0832760	05/16/2011	LINCOLN LIFE & ANN CO OF NY	NY	YRT/I	XXXLO	478,019,676	3,389,604	1,156,308	492,945		
62057	22-0832760	01/01/2023	LINCOLN LIFE & ANN CO OF NY	NY	OTH/G	OL			8,990	2,652		
65676	35-0472300	03/01/1966	LINCOLN NATL LIFE INS CO	IN	OTH/I	OL	13,881	223	266	153		
65676	35-0472300	12/31/1967	LINCOLN NATL LIFE INS CO	IN	YRT/I	OL		836				
65676	35-0472300	05/01/1971	LINCOLN NATL LIFE INS CO	IN	YRT/I	OL	34,845	3,156	1,261	115		
65676	35-0472300	11/01/1982	LINCOLN NATL LIFE INS CO	IN	OTH/I	OL	1,952,085	159,478	73,698	6,539		
65676	35-0472300	02/01/1977	LINCOLN NATL LIFE INS CO	IN	CO/I	OL	136,265	95,198	2,032	1,973		
65676	35-0472300	08/01/1967	LINCOLN NATL LIFE INS CO	IN	YRT/I	OL	5,883,698	436,950	87,084	10,021		
65676	35-0472300	08/01/1982	LINCOLN NATL LIFE INS CO	IN	MCO/I	OL	987,418		1,178	97,370		
65676	35-0472300	05/01/1982	LINCOLN NATL LIFE INS CO	IN	YRT/I	OL	1,263,067	107,310	66,413	12,607		
65676	35-0472300	05/01/1971	LINCOLN NATL LIFE INS CO	IN	YRT/I	OL	262,868	21,187	19,585	2,496		
65676	35-0472300	02/01/1973	LINCOLN NATL LIFE INS CO	IN	CO/I	OL	10,000	2,008	348	45		
65676	35-0472300	01/01/1988	LINCOLN NATL LIFE INS CO	IN	YRT/I	OL	51,477	22,203	3,206	110		
65676	35-0472300	04/17/1989	LINCOLN NATL LIFE INS CO	IN	YRT/I	OL	32,031	14,173	1,331	118		
65676	35-0472300	04/01/1991	LINCOLN NATL LIFE INS CO	IN	CO/I	OL	37,500	505	1,358	41		
65676	35-0472300	06/17/1991	LINCOLN NATL LIFE INS CO	IN	CO/I	OL			(57)	12,639		
65676	35-0472300	04/01/1991	LINCOLN NATL LIFE INS CO	IN	YRT/I	OL	11,087,606	272,299	188,524	25,675		
65676	35-0472300	01/01/1995	LINCOLN NATL LIFE INS CO	IN	YRT/I	OL	39,740,869	108,905	895,457	336,046		
65676	35-0472300	04/01/1995	LINCOLN NATL LIFE INS CO	IN	YRT/I	OL	22,812,445	1,012,849	469,079	36,777		
65676	35-0472300	04/01/1995	LINCOLN NATL LIFE INS CO	IN	YRT/I	OL	11,580,198	520,269	407,972	65,869		
65676	35-0472300	01/01/1994	LINCOLN NATL LIFE INS CO	IN	YRT/I	OL	88,937,932	484,213	2,342,465	506,219		
65676	35-0472300	01/01/1982	LINCOLN NATL LIFE INS CO	IN	CO/I	OL	788,014	174,942	3,217	47,398		486,104
65676	35-0472300	01/01/1982	LINCOLN NATL LIFE INS CO	IN	YRT/I	OL	88,540	6,267	6,200	1,063		
65676	35-0472300	05/01/2000	LINCOLN NATL LIFE INS CO	IN	YRT/I	OL	413,665,751	12,874,152	15,078,571	3,775,510		

ANNUAL STATEMENT FOR THE YEAR 2023 OF THE General Re Life Corporation

**SCHEDULE S - PART 1 - SECTION 1**

Reinsurance Assumed Life Insurance, Annuities, Deposit Funds and Other Liabilities Without Life or Disability Contingencies, and Related Benefits Listed by Reinsured Company as of December 31, Current Year

1 NAIC Company Code	2 ID Number	3 Effective Date	4 Name of Reinsured	5 Domiciliary Jurisdiction	6 Type of Reinsurance Assumed	7 Type of Business Assumed	8 Amount of In Force at End of Year	9 Reserve	10 Premiums	11 Reinsurance Payable on Paid and Unpaid Losses	12 Modified Coinsurance Reserve	13 Funds Withheld Under Coinsurance
65676	35-0472300	12/01/1999	LINCOLN NATL LIFE INS CO	IN.	YRT/I	OL	706,250,465	30,783,494	21,604,911	9,843,814		
65676	35-0472300	12/01/2002	LINCOLN NATL LIFE INS CO	IN.	YRT/I	OL	366,853,440	4,251,374	3,716,151	1,341,123		
65676	35-0472300	11/01/2003	LINCOLN NATL LIFE INS CO	IN.	YRT/I	OL	218,819,760	1,221,548	11,701,804	4,763,587		
65676	35-0472300	07/01/2004	LINCOLN NATL LIFE INS CO	IN.	YRT/I	OL	23,758,844	1,035,298	893,145	159,589		
65676	35-0472300	07/01/2005	LINCOLN NATL LIFE INS CO	IN.	YRT/I	OL	113,481,435	319,095	6,791,856	1,415,321		
65676	35-0472300	03/28/2005	LINCOLN NATL LIFE INS CO	IN.	YRT/I	XXXLO	18,488,056	776,228	9,316	4,891		
65676	35-0472300	10/11/2004	LINCOLN NATL LIFE INS CO	IN.	YRT/I	OL	564,294,615	17,729,210	20,163,818	8,409,928		
65676	35-0472300	05/16/2011	LINCOLN NATL LIFE INS CO	IN.	YRT/I	XXXLO	3,834,835,238	32,564,487	9,303,482	2,527,048		
65676	35-0472300	04/24/1996	LINCOLN NATL LIFE INS CO	IN.	YRT/I	OL	31,766,882	117,627	239,100	8,633		
65676	35-0472300	04/24/1996	LINCOLN NATL LIFE INS CO	IN.	YRT/I	XXXLO	14,272,078	52,847	107,422	3,878		
65676	35-0472300	01/06/1997	LINCOLN NATL LIFE INS CO	IN.	YRT/I	OL	117,007,264	2,447,867	318,049	134,909		
65676	35-0472300	10/01/1999	LINCOLN NATL LIFE INS CO	IN.	YRT/I	OL	60,931,760	2,893,153	376,049	46,642		
65676	35-0472300	01/18/2005	LINCOLN NATL LIFE INS CO	IN.	CO/I	XXXL	375,791,397	12,957,251	694,908	146,256		
65676	35-0472300	01/18/2005	LINCOLN NATL LIFE INS CO	IN.	YRT/I	XXXLO	13,987,980	101,217	29,907	26,639		
65676	35-0472300	04/01/2007	LINCOLN NATL LIFE INS CO	IN.	YRT/I	OL	38,860,639	763,645	50,674	30,476		
65676	35-0472300	01/19/2009	LINCOLN NATL LIFE INS CO	IN.	YRT/I	OL	3,826,559	14,876	6,166	814		
65676	35-0472300	07/01/2012	LINCOLN NATL LIFE INS CO	IN.	YRT/I	OL	250,768,003	1,031,349	341,795	367,465		
65676	35-0472300	01/01/2023	LINCOLN NATL LIFE INS CO	IN.	OTH/G	OL	440,496		440,496	129,966		
60232	52-0795747	06/29/2001	LOMBARD INTL LIFE ASSUR CO	PA.	YRT/I	OL	32,118,130	54,107	423,602	75,687		
60232	52-0795747	07/01/2003	LOMBARD INTL LIFE ASSUR CO	PA.	YRT/I	OL	39,110,702	12,641	182,650	31,223		
60232	52-0795747	01/01/2009	LOMBARD INTL LIFE ASSUR CO	PA.	YRT/I	OL	409,021,529	130,891	1,092,854	153,276		
60232	52-0795747	09/01/2019	LOMBARD INTL LIFE ASSUR CO	PA.	YRT/I	OL	572,881,063	2,692,080	566,090	81,104		
65722	63-0343428	02/12/1965	LOYAL AMER LIFE INS CO	OH.	YRT/I	OL	6,138	632		94		
65722	63-0343428	11/01/1966	LOYAL AMER LIFE INS CO	OH.	YRT/I	OL	11,542	76,548	323	61		
65722	63-0343428	01/01/1968	LOYAL AMER LIFE INS CO	OH.	OTH/I	OL	2,120	587	350	43		
65722	63-0343428	12/15/1989	LOYAL AMER LIFE INS CO	OH.	CO/I	OL	93,412	62,768	972	532		
65722	63-0343428	11/01/1982	LOYAL AMER LIFE INS CO	OH.	OTH/I	OL	2,646,429	1,613,134	317,664	36,858		
65722	63-0343428	03/01/1982	LOYAL AMER LIFE INS CO	OH.	OTH/I	OL	220,000	8,096		31		
65870	13-1004640	10/01/1970	MANHATTAN LIFE INS CO	NY.	YRT/I	OL	765,830	31,133	30,582	5,596		
65870	13-1004640	10/01/1970	MANHATTAN LIFE INS CO	NY.	YRT/I	OL	100,000	2,681	6,212	1,545		
65870	13-1004640	01/01/1992	MANHATTAN LIFE INS CO	NY.	OTH/I	OL	440,197	17,084	108,428	7,119		
65870	13-1004640	09/01/1994	MANHATTAN LIFE INS CO	NY.	CO/I	OL	365,000	9,852	(1,242)	303		
65870	13-1004640	09/01/1994	MANHATTAN LIFE INS CO	NY.	YRT/I	OL	895,843	6,469	31,243	4,468		
65870	13-1004640	01/01/1992	MANHATTAN LIFE INS CO	NY.	YRT/I	OL	725,996	220,195	32,730	6,929		
65870	13-1004640	12/11/1995	MANHATTAN LIFE INS CO	NY.	CO/I	OL	19,800	423	402	105		
67083	45-0252531	10/01/1972	MANHATTAN NATL LIFE INS CO	OH.	OTH/I	OL	35,325	1,298	1,925	127		
65935	04-1590850	09/01/1976	MASSACHUSETTS MUT LIFE INS CO	MA.	YRT/I	OL	108,452,563	1,367,257	4,102,854	2,294,299		
65935	04-1590850	07/01/1972	MASSACHUSETTS MUT LIFE INS CO	MA.	YRT/I	OL	4,211,935	102,264	216,609	34,242		
65935	04-1590850	01/01/1983	MASSACHUSETTS MUT LIFE INS CO	MA.	YRT/I	OL	21,448,835	423,536	1,024,966	134,919		
65935	04-1590850	05/01/1983	MASSACHUSETTS MUT LIFE INS CO	MA.	YRT/I	OL	1,674,593	29,887	47,455	608,661		
65935	04-1590850	01/01/1994	MASSACHUSETTS MUT LIFE INS CO	MA.	YRT/I	OL	354,805,677	1,909,016	6,852,603	2,780,141		
65935	04-1590850	01/01/1994	MASSACHUSETTS MUT LIFE INS CO	MA.	YRT/I	XXXLO	62,612,767	336,885	1,209,283	490,613		
65935	04-1590850	09/16/1996	MASSACHUSETTS MUT LIFE INS CO	MA.	YRT/I	OL	151,526,280	376,961	777,713	224,082		
65935	04-1590850	03/01/1996	MASSACHUSETTS MUT LIFE INS CO	MA.	YRT/I	OL	76,510,605	511,567	2,680,835	477,492		
65935	04-1590850	09/01/1998	MASSACHUSETTS MUT LIFE INS CO	MA.	YRT/I	OL	282,947,561	1,204,691	2,236,622	625,407		
65935	04-1590850	02/08/1999	MASSACHUSETTS MUT LIFE INS CO	MA.	YRT/I	OL	220,715,292	805,439	1,553,749	652,204		
65935	04-1590850	09/01/1999	MASSACHUSETTS MUT LIFE INS CO	MA.	YRT/I	OL	439,892	1,677		772		
65935	04-1590850	03/31/2003	MASSACHUSETTS MUT LIFE INS CO	MA.	YRT/I	OL	56,499,414	23,732	701,324	253,601		
65935	04-1590850	03/31/2004	MASSACHUSETTS MUT LIFE INS CO	MA.	YRT/I	OL	3,177,214	1,126	6,253	1,779		
65935	04-1590850	05/01/2004	MASSACHUSETTS MUT LIFE INS CO	MA.	YRT/I	OL	6,403,777	17,594	38,454	12,297		
65935	04-1590850	01/01/2005	MASSACHUSETTS MUT LIFE INS CO	MA.	YRT/I	OL	1,292,374,539	2,892,082	3,971,734	650,376		
65935	04-1590850	01/19/2005	MASSACHUSETTS MUT LIFE INS CO	MA.	YRT/I	OL	47,452,195	906,334	52,786	9,631		
65935	04-1590850	01/01/2002	MASSACHUSETTS MUT LIFE INS CO	MA.	YRT/I	OL	436,735,554	4,228,558	5,592,773	1,234,713		
65935	04-1590850	07/15/2008	MASSACHUSETTS MUT LIFE INS CO	MA.	YRT/I	OL	7,360,942,016	24,933,176	9,094,332	1,563,185		
65935	04-1590850	11/23/2019	MASSACHUSETTS MUT LIFE INS CO	MA.	OTH/I	OL	2,145,850,727	5,834,606	938,977	447,105		
65935	04-1590850	09/01/2019	MASSACHUSETTS MUT LIFE INS CO	MA.	OTH/I	OL	58,156,950	169,988	10,594	9,829		
65935	04-1590850	11/23/2019	MASSACHUSETTS MUT LIFE INS CO	MA.	OTH/I	OL	1,327,111,078	3,607,630	846,202	195,928		
65935	04-1590850	11/20/2021	MASSACHUSETTS MUT LIFE INS CO	MA.	OTH/I	OL	5,793,942,771	5,474,871	1,117,680	2,184,233		

ANNUAL STATEMENT FOR THE YEAR 2023 OF THE General Re Life Corporation

**SCHEDULE S - PART 1 - SECTION 1**

Reinsurance Assumed Life Insurance, Annuities, Deposit Funds and Other Liabilities Without Life or Disability Contingencies, and Related Benefits Listed by Reinsured Company as of December 31, Current Year

1 NAIC Company Code	2 ID Number	3 Effective Date	4 Name of Reinsured	5 Domiciliary Jurisdiction	6 Type of Reinsurance Assumed	7 Type of Business Assumed	8 Amount of In Force at End of Year	9 Reserve	10 Premiums	11 Reinsurance Payable on Paid and Unpaid Losses	12 Modified Coinsurance Reserve	13 Funds Withheld Under Coinsurance
65935	04-1590850	11/20/2021	MASSACHUSETTS MUT LIFE INS CO	MA	OTH/I	OL	474,944,063	448,702	154,119	26,886		
65935	04-1590850	06/25/2022	MASSACHUSETTS MUT LIFE INS CO	MA	YRT/I	OL	643,399,096	198,558	120,429	40,058		
65935	04-1590850	06/25/2022	MASSACHUSETTS MUT LIFE INS CO	MA	CO/I	OL	6,701,122,048	103,224,072	8,653,680	900,450		
62375	21-0706531	08/01/1988	MEDMUTUAL LIFE INS CO	OH	OTH/I	OL	541,927	437	4,811	2,092		
65978	13-5581829	03/01/1971	METROPOLITAN LIFE INS CO	NY	YRT/I	OL	10,649,246	82,003	(314,061)	84,643		
65978	13-5581829	04/01/1996	METROPOLITAN LIFE INS CO	NY	YRT/I	OL	72,936,654	541,795	369,974	66,881		
65978	13-5581829	10/01/1996	METROPOLITAN LIFE INS CO	NY	CO/I	OL	84,122,104	757,036	625,676	177,832		
65978	13-5581829	07/01/1998	METROPOLITAN LIFE INS CO	NY	YRT/I	OL	1,301,126,752	23,998,037	19,530,302	10,078,113		
65978	13-5581829	04/01/1998	METROPOLITAN LIFE INS CO	NY	CO/I	OL	414,475,873	3,112,168	2,051,577	494,720		
65978	13-5581829	04/01/1999	METROPOLITAN LIFE INS CO	NY	YRT/I	OL	515,373	13,072	11,659	2,933		
65978	13-5581829	04/01/1999	METROPOLITAN LIFE INS CO	NY	YRT/I	OL	58,669,531	825,763	956,251	274,927		
65978	13-5581829	04/01/2009	METROPOLITAN LIFE INS CO	NY	YRT/I	OL	216,480,452	969,375	1,191,084	97,021		
65978	13-5581829	04/01/2009	METROPOLITAN LIFE INS CO	NY	YRT/I	XXXLO	588,519,329	2,635,324	3,238,055	263,758		
65978	13-5581829	01/01/2010	METROPOLITAN LIFE INS CO	NY	OTH/G	OL	1,707,074,520		1,088,982	1,500,000		
66044	46-0164570	09/01/1971	MIDLAND NATL LIFE INS CO	IA	YRT/I	OL	7,551	24	488	41		
66044	46-0164570	10/01/1972	MIDLAND NATL LIFE INS CO	IA	OTH/I	OL			(684)	87		
66044	46-0164570	03/01/1973	MIDLAND NATL LIFE INS CO	IA	YRT/I	OL	36,703	5	1,032	105		
66044	46-0164570	10/01/1973	MIDLAND NATL LIFE INS CO	IA	YRT/I	OL	1,077,834	503	18,672	12,351		
66044	46-0164570	06/01/1985	MIDLAND NATL LIFE INS CO	IA	YRT/I	OL	663,948	745	17,517	2,306		
66044	46-0164570	06/01/2005	MIDLAND NATL LIFE INS CO	IA	YRT/I	OL	51,864,511	11,926	331,726	122,138		
66044	46-0164570	03/01/2012	MIDLAND NATL LIFE INS CO	IA	CO/I	OL		56,980	20,657			
66168	41-0417830	01/01/1981	MINNESOTA LIFE INS CO	MN	OTH/I	OL	7,407,999	165,074	45	96		
66168	41-0417830	05/01/1971	MINNESOTA LIFE INS CO	MN	YRT/I	OL	5,199,155	41,284	136,045	16,770		
66168	41-0417830	01/01/2004	MINNESOTA LIFE INS CO	MN	YRT/I	OL	148,565,958	166,584	893,024	144,627		
66168	41-0417830	01/01/2004	MINNESOTA LIFE INS CO	MN	YRT/I	XXXLO	291,111,129	326,418	1,749,858	283,392		
66168	41-0417830	03/01/2004	MINNESOTA LIFE INS CO	MN	YRT/I	OL	187,721,891	312,635	447,488	135,716		
66168	41-0417830	06/01/2005	MINNESOTA LIFE INS CO	MN	YRT/I	OL	335,527,920	387,623	1,053,393	399,940		
66168	41-0417830	11/01/2006	MINNESOTA LIFE INS CO	MN	YRT/I	OL	122,298,646	744,783	46,771	6,003		
66168	41-0417830	01/01/2008	MINNESOTA LIFE INS CO	MN	YRT/I	OL	252,968,963	422,660	933,753	180,202		
66168	41-0417830	01/01/2008	MINNESOTA LIFE INS CO	MN	YRT/I	OL	203,002,260	281,500	1,651,238	247,210		
66168	41-0417830	11/01/2011	MINNESOTA LIFE INS CO	MN	YRT/I	OL	567,941,882	1,489,529	1,172,115	142,194		
66168	41-0417830	11/01/2011	MINNESOTA LIFE INS CO	MN	YRT/I	XXXLO	708,729,817	1,858,770	1,462,672	177,442		
66370	13-1632487	06/01/1972	MONY LIFE INS CO	NY	YRT/I	OL	762,239	33,471	40,835	3,807		
66370	13-1632487	06/01/1972	MONY LIFE INS CO	NY	YRT/I	OL	6,675,952	283,626	174,474	15,630		
66370	13-1632487	01/01/1984	MONY LIFE INS CO	NY	YRT/I	OL	32,046,883	2,532,536	849,868	104,281		
66370	13-1632487	01/01/1981	MONY LIFE INS CO	NY	YRT/I	OL	1,614,079	7,630	49,054	5,170		
66370	13-1632487	11/16/1998	MONY LIFE INS CO	NY	YRT/I	OL	10,827,992	106,468	66,462	6,958		
88668	13-1614399	01/01/2000	MUTUAL OF AMER LIFE INS CO	NY	OTH/G	OL	217,108,909	313,548	813,509	620,249		
67539	72-0281240	03/01/1980	PAN AMER LIFE INS CO	LA	OTH/I	OL	736,336	2,990	46,972	69,726		
67539	72-0281240	12/01/2000	PAN AMER LIFE INS CO	LA	YRT/I	OL	39,095,797	431,011	254,991	24,125		
67539	72-0281240	07/01/2008	PAN AMER LIFE INS CO	LA	YRT/I	OL	319,121,578	1,088,841	863,439	132,389		
67539	72-0281240	07/01/2008	PAN AMER LIFE INS CO	LA	YRT/I	XXXLO	48,621,397	165,896	131,554	20,171		
67539	72-0281240	12/01/2019	PAN AMER LIFE INS CO	LA	YRT/I	OL	252,198,257	704,654	238,726	38,728		
93734	43-1240953	01/01/1971	NASSAU LIFE & ANN CO	CT	OTH/I	OL			(2,432)	16		
93734	43-1240953	07/01/1982	NASSAU LIFE & ANN CO	CT	YRT/I	OL	11,832	2,806	225	175		
67814	06-0493340	01/01/1983	NASSAU LIFE INS CO	NY	OTH/I	OL	438,752	11,364	49,020	2,995		
67814	06-0493340	01/01/1986	NASSAU LIFE INS CO	NY	CO/I	OL	28,737,586	6,059,948	904,946	461,395		
67814	06-0493340	01/01/2000	NASSAU LIFE INS CO	NY	YRT/I	OL	4,598,723	47,370	23,484	6,275		
67814	06-0493340	01/01/2000	NASSAU LIFE INS CO	NY	YRT/I	OL	10,891,449	870,923	130,806	16,839		
67814	06-0493340	07/01/2002	NASSAU LIFE INS CO	NY	YRT/I	OL	35,496,020	9,907,141	6,091,175	5,055,543		
67814	06-0493340	05/19/2008	NASSAU LIFE INS CO	NY	YRT/I	XXXLO	224,164,237	799,570	511,773	146,868		
68284	48-0557726	11/01/1970	NASSAU LIFE INS CO OF KS	KS	YRT/I	OL	19,628	612	988	8		
61409	23-1618791	11/01/1967	NATIONAL BENEFIT LIFE INS CO	NY	YRT/I	OL	18,731	1,179	290	69		
66524	99-0115973	04/01/1982	NATIONAL EQUITY LIFE INS CO	IN	CO/I	OL	45,000	9,794	2,927	367		
66540	84-6024157	08/01/1979	NATIONAL FARMERS UNION LIFE INS CO	TX	OTH/I	OL	73,276	1,187	5,130	25,631		
66540	84-6024157	11/01/1982	NATIONAL FARMERS UNION LIFE INS CO	TX	OTH/I	OL	909,292	15,050	34,069	12,915		
66540	84-6024157	11/01/1982	NATIONAL FARMERS UNION LIFE INS CO	TX	YRT/I	OL	1,203,691	25,823	31,371	12,605		
66583	39-0493780	07/01/1982	NATIONAL GUARDIAN LIFE INS CO	WI	YRT/I	OL	471,684	248	14,407	2,671		

ANNUAL STATEMENT FOR THE YEAR 2023 OF THE General Re Life Corporation

**SCHEDULE S - PART 1 - SECTION 1**

Reinsurance Assumed Life Insurance, Annuities, Deposit Funds and Other Liabilities Without Life or Disability Contingencies, and Related Benefits Listed by Reinsured Company as of December 31, Current Year

1 NAIC Company Code	2 ID Number	3 Effective Date	4 Name of Reinsured	5 Domiciliary Jurisdiction	6 Type of Reinsurance Assumed	7 Type of Business Assumed	8 Amount of In Force at End of Year	9 Reserve	10 Premiums	11 Reinsurance Payable on Paid and Unpaid Losses	12 Modified Coinsurance Reserve	13 Funds Withheld Under Coinsurance
66680	03-0144090	09/08/1976	NATIONAL LIFE INS CO	VT.	OTH/I	OL	902,686	283,388	4,182	8,733		
66680	03-0144090	09/08/1976	NATIONAL LIFE INS CO	VT.	YRT/I	OL	738,332	13,439	34,321	3,119		
66680	03-0144090	09/08/1976	NATIONAL LIFE INS CO	VT.	YRT/I	OL	1,981,627	30,445	53,122	608,786		
66680	03-0144090	01/01/2003	NATIONAL LIFE INS CO	VT.	YRT/I	OL	129,557,404	1,142,212	1,623,292	278,297		
66680	03-0144090	01/01/2003	NATIONAL LIFE INS CO	VT.	YRT/I	XXXLO	81,670,939	720,032	1,023,298	175,434		
92657	31-1000740	02/15/1991	NATIONWIDE LIFE & ANN INS CO	OH.	YRT/I	OL	1,147,218	11,596	58,799	6,614		
92657	31-1000740	09/01/2009	NATIONWIDE LIFE & ANN INS CO	OH.	YRT/I	OL	9,891,460	3,707	51,604	6,551		
92657	31-1000740	10/01/2011	NATIONWIDE LIFE & ANN INS CO	OH.	YRT/I	OL	4,778,680	3,455	24,307	4,006		
92657	31-1000740	01/01/2011	NATIONWIDE LIFE & ANN INS CO	OH.	OTH/G	OL		13,231				
66869	31-4156830	11/01/1983	NATIONWIDE LIFE INS CO	OH.	YRT/I	OL	8,897,774	165,392	366,008	199,650		
66869	31-4156830	01/01/1991	NATIONWIDE LIFE INS CO	OH.	YRT/I	OL	22,907,328	417,274	540,904	88,876		
66869	31-4156830	01/01/1993	NATIONWIDE LIFE INS CO	OH.	YRT/I	OL	71,531,323	1,285,486	1,475,851	260,773		
66869	31-4156830	10/01/1993	NATIONWIDE LIFE INS CO	OH.	YRT/I	OL	42,454,405	1,150,714	886,311	434,190		
66869	31-4156830	12/01/1990	NATIONWIDE LIFE INS CO	OH.	YRT/I	OL	3,086,166	6,952	102,181	15,020		
66869	31-4156830	11/01/1997	NATIONWIDE LIFE INS CO	OH.	YRT/I	OL	16,999,697	19,233	132,917	22,415		
66869	31-4156830	01/01/1999	NATIONWIDE LIFE INS CO	OH.	YRT/I	OL	35,490,312	643,000	635,079	131,496		
66869	31-4156830	08/01/2001	NATIONWIDE LIFE INS CO	OH.	YRT/I	OL	3,489,920	3,552	37,001	6,893		
66869	31-4156830	10/01/2001	NATIONWIDE LIFE INS CO	OH.	YRT/I	OL	23,564,890	26,647	347,902	36,329		
66869	31-4156830	10/01/2001	NATIONWIDE LIFE INS CO	OH.	YRT/I	OL	283,792,939	1,199,588	1,115,044	286,679		
66869	31-4156830	07/01/2004	NATIONWIDE LIFE INS CO	OH.	YRT/I	OL	51,967,657	92,417	502,726	75,592		
66869	31-4156830	10/21/2003	NATIONWIDE LIFE INS CO	OH.	YRT/I	OL	207,808,956	1,424,002	1,438,731	296,638		
66869	31-4156830	06/01/2012	NATIONWIDE LIFE INS CO	OH.	YRT/I	OL	140,161,998	1,023,419	662,830	464,063		
66869	31-4156830	08/01/2015	NATIONWIDE LIFE INS CO	OH.	YRT/I	OL	299,757,482	1,702,350	884,025	143,390		
66869	31-4156830	08/01/2016	NATIONWIDE LIFE INS CO	OH.	YRT/I	XXXLO	2,865,000	1,994	6,969	793		
91626	04-2708937	01/01/1976	NEW ENGLAND LIFE INS CO	MA.	YRT/I	OL	1,865,867	61,911	90,035	7,957		
91626	04-2708937	08/15/1983	NEW ENGLAND LIFE INS CO	MA.	YRT/I	OL	6,486,310	137,842	(330,690)	22,543		
91626	04-2708937	05/01/1994	NEW ENGLAND LIFE INS CO	MA.	YRT/I	OL	5,781,494	42,208	43,105	7,534		
91626	04-2708937	09/01/1996	NEW ENGLAND LIFE INS CO	MA.	YRT/I	OL	6,197,556	52,575	31,855	7,393		
91626	04-2708937	02/15/1997	NEW ENGLAND LIFE INS CO	MA.	YRT/I	OL	20,532,207	173,230	143,054	4,601,489		
91626	04-2708937	05/01/1998	NEW ENGLAND LIFE INS CO	MA.	YRT/I	OL	186,110,554	2,045,434	1,782,124	866,510		
91626	04-2708937	01/01/1999	NEW ENGLAND LIFE INS CO	MA.	YRT/I	OL	934,196	40,695	47,804	35,512		
91596	13-3044743	10/19/2001	NEW YORK LIFE INS & ANN CORP	DE.	YRT/I	OL	237,785,256	9,095,027	782,722	193,852		
91596	13-3044743	05/25/2001	NEW YORK LIFE INS & ANN CORP	DE.	YRT/I	OL	53,930,662	1,165,906	2,401,782	614,882		
91596	13-3044743	06/01/2001	NEW YORK LIFE INS & ANN CORP	DE.	YRT/I	OL	523,686,983	2,387,392	5,290,121	664,682		
91596	13-3044743	05/26/2003	NEW YORK LIFE INS & ANN CORP	DE.	YRT/I	OL	257,192,163	3,854,406	3,075,918	1,248,556		
91596	13-3044743	05/26/2003	NEW YORK LIFE INS & ANN CORP	DE.	YRT/I	OL	60,215,829	1,197,929	1,681,946	1,714,781		
91596	13-3044743	05/26/2003	NEW YORK LIFE INS & ANN CORP	DE.	YRT/I	OL	18,909,511	335,158	51,812	8,417		
91596	13-3044743	05/26/2003	NEW YORK LIFE INS & ANN CORP	DE.	YRT/I	OL	145,354,870	2,067,996	1,789,650	842,985		
91596	13-3044743	01/17/2005	NEW YORK LIFE INS & ANN CORP	DE.	YRT/I	OL	114,455,697	2,311,152	1,667,853	461,139		
91596	13-3044743	01/17/2005	NEW YORK LIFE INS & ANN CORP	DE.	YRT/I	OL	86,820,293	2,045,055	1,219,613	649,308		
91596	13-3044743	10/19/2001	NEW YORK LIFE INS & ANN CORP	DE.	YRT/I	OL	57,953,814	1,361,642	256,038	61,458		
91596	13-3044743	02/11/2005	NEW YORK LIFE INS & ANN CORP	DE.	YRT/I	OL	9,113,927	57,050	28,927	5,945		
91596	13-3044743	02/11/2005	NEW YORK LIFE INS & ANN CORP	DE.	YRT/I	OL	30,163,585	1,139,618	96,062	180,704		
91596	13-3044743	08/01/2005	NEW YORK LIFE INS & ANN CORP	DE.	YRT/I	OL	14,288,695	164,427	556,668	80,812		
91596	13-3044743	01/01/2021	NEW YORK LIFE INS & ANN CORP	DE.	YRT/I	OL	12,741,402	67,128				
66915	13-5582869	06/01/2001	NEW YORK LIFE INS CO	NY.	YRT/I	OL	1,865,384,813	3,427,106	4,084,157	579,960		
66915	13-5582869	06/01/2001	NEW YORK LIFE INS CO	NY.	YRT/I	XXXLO	4,390,537,147	8,066,345	9,612,839	1,365,047		
66915	13-5582869	05/25/2001	NEW YORK LIFE INS CO	NY.	YRT/I	OL	1,342,328	19,584	3,296	373		
66915	13-5582869	08/01/2005	NEW YORK LIFE INS CO	NY.	YRT/I	OL	137,343,032	302,166	171,086	20,495		
66915	13-5582869	07/09/2007	NEW YORK LIFE INS CO	NY.	YRT/I	XXXLO	1,610,329,031	4,879,438	2,770,907	444,220		
66915	13-5582869	01/01/2021	NEW YORK LIFE INS CO	NY.	YRT/I	OL	2,183,499,897	9,927,643	1,489,571	490,445		
66974	36-2428931	12/08/2003	NORTH AMER CO LIFE & HLTH INS	IA.	YRT/I	OL	12,011,709	51,876	57,317	30,475		
66974	36-2428931	12/08/2003	NORTH AMER CO LIFE & HLTH INS	IA.	YRT/I	OL	24,744,368	77,998	174,525	42,746		
66974	36-2428931	12/08/2003	NORTH AMER CO LIFE & HLTH INS	IA.	YRT/I	OL	31,421,000	80,384	482,189	328,275		
66974	36-2428931	09/07/2004	NORTH AMER CO LIFE & HLTH INS	IA.	OTH/I	OL	41,138,633	1,751,260	117,958	45,025		
66974	36-2428931	09/07/2004	NORTH AMER CO LIFE & HLTH INS	IA.	OTH/I	XXXL	192,819,034	8,208,253	552,876	211,035		
66974	36-2428931	03/01/2012	NORTH AMER CO LIFE & HLTH INS	IA.	CO/I	OL		33,242	22,626			
67091	39-0509570	05/16/1983	NORTHWESTERN MUT LIFE INS CO	WI.	YRT/I	OL	172,395,580	3,460,295	4,632,139	803,164		

ANNUAL STATEMENT FOR THE YEAR 2023 OF THE General Re Life Corporation

**SCHEDULE S - PART 1 - SECTION 1**

Reinsurance Assumed Life Insurance, Annuities, Deposit Funds and Other Liabilities Without Life or Disability Contingencies, and Related Benefits Listed by Reinsured Company as of December 31, Current Year

1 NAIC Company Code	2 ID Number	3 Effective Date	4 Name of Reinsured	5 Domiciliary Jurisdiction	6 Type of Reinsurance Assumed	7 Type of Business Assumed	8 Amount of In Force at End of Year	9 Reserve	10 Premiums	11 Reinsurance Payable on Paid and Unpaid Losses	12 Modified Coinsurance Reserve	13 Funds Withheld Under Coinsurance
67091	39-0509570	03/01/1988	NORTHWESTERN MUT LIFE INS CO	WI	CO/I	OL	375,299,548	2,798,557	3,778,584	504,199		
67091	39-0509570	07/01/1994	NORTHWESTERN MUT LIFE INS CO	WI	YRT/I	OL	761,163,834	6,593,096	8,773,121	2,255,813		
67091	39-0509570	05/01/1995	NORTHWESTERN MUT LIFE INS CO	WI	YRT/I	OL	703,175,346	8,785,822	11,448,490	3,786,092		
67091	39-0509570	04/29/1996	NORTHWESTERN MUT LIFE INS CO	WI	CO/I	OL	1,591,371,759	8,850,110	8,059,995	1,796,930		
67091	39-0509570	09/01/1996	NORTHWESTERN MUT LIFE INS CO	WI	YRT/I	OL	69,396,216	14,783,120	1,004,892	173,654		
67091	39-0509570	09/01/1996	NORTHWESTERN MUT LIFE INS CO	WI	YRT/I	OL	177,554,061	45,163,550	4,997,319	1,197,612		
67091	39-0509570	04/05/1999	NORTHWESTERN MUT LIFE INS CO	WI	CO/I	OL	505,400,709	2,249,355	2,001,367	661,487		
67091	39-0509570	04/03/2000	NORTHWESTERN MUT LIFE INS CO	WI	CO/I	OL	2,039,940,539	9,376,054	6,965,665	1,558,331		
67091	39-0509570	04/03/2000	NORTHWESTERN MUT LIFE INS CO	WI	YRT/I	OL	2,907,836	4,324,676		732		
67091	39-0509570	01/01/2002	NORTHWESTERN MUT LIFE INS CO	WI	YRT/I	OL	628,246,835	3,914,104	5,631,375	836,145		
67091	39-0509570	01/01/2002	NORTHWESTERN MUT LIFE INS CO	WI	YRT/I	XXXLO	226,061,616	1,408,409	2,026,334	300,869		
67091	39-0509570	01/01/2002	NORTHWESTERN MUT LIFE INS CO	WI	YRT/I	OL	230,550,252	40,849,024	1,552,475	120,936		
67091	39-0509570	03/25/2009	NORTHWESTERN MUT LIFE INS CO	WI	YRT/I	OL	1,602,569,654	5,077,774	4,954,692	1,355,440		
67091	39-0509570	03/25/2009	NORTHWESTERN MUT LIFE INS CO	WI	YRT/I	XXXLO	1,658,036,460	5,253,522	5,126,179	1,402,353		
67091	39-0509570	03/25/2009	NORTHWESTERN MUT LIFE INS CO	WI	YRT/I	OL	402,107,522	1,532,253	1,750,099	471,151		
67091	39-0509570	03/25/2009	NORTHWESTERN MUT LIFE INS CO	WI	YRT/I	XXXLO	272,448,821	1,038,182	1,185,784	319,230		
67091	39-0509570	03/25/2009	NORTHWESTERN MUT LIFE INS CO	WI	YRT/I	OL	138,487,322	1,276,514	552,320	60,787		
67091	39-0509570	07/01/2010	NORTHWESTERN MUT LIFE INS CO	WI	YRT/I	OL	7,554,248,065	6,196,319	5,413,249	1,973,716		
67091	39-0509570	07/01/2010	NORTHWESTERN MUT LIFE INS CO	WI	YRT/I	XXXLO	2,718,881,621	2,230,144	1,948,305	710,369		
67091	39-0509570	03/31/2013	NORTHWESTERN MUT LIFE INS CO	WI	YRT/I	OL	1,174,585,947	2,008,429	2,072,577	1,411,221		
67091	39-0509570	03/31/2013	NORTHWESTERN MUT LIFE INS CO	WI	YRT/I	XXXLO	418,115,913	714,938	737,773	502,350		
67091	39-0509570	03/31/2013	NORTHWESTERN MUT LIFE INS CO	WI	YRT/I	OL	127,468,344	336,711	61,700	13,594		
67091	39-0509570	01/01/2016	NORTHWESTERN MUT LIFE INS CO	WI	YRT/I	OL	10,319,270,785	5,841,742	3,962,208	1,329,974		
67091	39-0509570	09/15/2019	NORTHWESTERN MUT LIFE INS CO	WI	YRT/I	OL			(2,968,707)	40,000		
67091	39-0509570	10/11/2020	NORTHWESTERN MUT LIFE INS CO	WI	YRT/I	OL	7,032,024	4,219	3,231	901		
67091	39-0509570	11/20/2021	NORTHWESTERN MUT LIFE INS CO	WI	YRT/I	OL	4,177,460,797	1,577,586	2,615,870	1,447,443		
67091	39-0509570	11/20/2021	NORTHWESTERN MUT LIFE INS CO	WI	YRT/I	OL	399,074,150	319,916	485,622	106,554		
67091	39-0509570	11/20/2021	NORTHWESTERN MUT LIFE INS CO	WI	YRT/I	OL	53,184,506,368	7,449,610	4,450,149	7,831,765		
67091	39-0509570	09/15/2019	NORTHWESTERN MUT LIFE INS CO	WI	YRT/I	OL	81,489,384,544	25,293,872	31,013,884	11,191,231		
67091	39-0509570	09/15/2019	NORTHWESTERN MUT LIFE INS CO	WI	YRT/I	OL	11,808,271,360	1,740,373	2,457,451	3,160,308		
81353	52-1530175	06/01/2001	NYLIFE INS CO OF AZ	AZ	YRT/I	OL	1,817,233	4,506	83,820	427		
81353	52-1530175	06/01/2001	NYLIFE INS CO OF AZ	AZ	YRT/I	XXXLO	995,267	2,468	45,907	234		
81353	52-1530175	05/15/2023	NYLIFE INS CO OF AZ	AZ	YRT/I	OL	694,545,643	7,672,306				
81353	52-1530175	05/15/2023	NYLIFE INS CO OF AZ	AZ	YRT/I	OL	71,548,511	790,361	4,950			
67148	56-0343440	03/01/1974	OCCIDENTAL LIFE INS CO OF NC	TX	OTH/I	OL		101				
67148	56-0343440	01/01/1986	OCCIDENTAL LIFE INS CO OF NC	TX	YRT/I	OL	2,948,084	299	21,475	6,653		
67148	56-0343440	10/15/1996	OCCIDENTAL LIFE INS CO OF NC	TX	CO/I	OL	10,021	296	1,755	418		
89206	31-0962495	04/01/2004	OHIO NATL LIFE ASSUR CORP	OH	YRT/I	OL	163,541,848	744,686	1,575,851	345,850		
67172	31-0397080	09/01/1979	OHIO NATL LIFE INS CO	OH	YRT/I	OL	220,042	255	9,880	1,656		
67172	31-0397080	10/01/1988	OHIO NATL LIFE INS CO	OH	YRT/I	OL	21,173	5,321	329	62		
67172	31-0397080	04/01/2004	OHIO NATL LIFE INS CO	OH	YRT/I	OL	81,985,268	1,357,839	343,919	124,215		
67172	31-0397080	12/01/2005	OHIO NATL LIFE INS CO	OH	YRT/I	XXXLO	134,410,511	1,334,867	287,642	40,739		
67172	31-0397080	01/01/2023	OHIO NATL LIFE INS CO	OH	YRT/I	OL	7,841,965	10,411	126	10,714		
67261	36-1577440	01/01/1982	OLD REPUBLIC LIFE INS CO	IL	OTH/I	OL	500,000	364,660	36,130	3,463		
67261	36-1577440	08/01/1989	OLD REPUBLIC LIFE INS CO	IL	YRT/I	OL	102,790	2,208	4,511	990		
67261	36-1577440	07/01/1982	OLD REPUBLIC LIFE INS CO	IL	MCO/I	OL	250,000	9,563	4,168	1,654		
67393	43-0812448	07/01/1977	OZARK NATL LIFE INS CO	MO	YRT/I	OL	245,202	3,669	(8,866)	4,386		
64343	99-0108050	01/01/1985	PACIFIC GUARDIAN LIFE INS CO LTD	HI	YRT/I	OL			8,645	1,413		
64343	99-0108050	06/01/2010	PACIFIC GUARDIAN LIFE INS CO LTD	HI	CO/I	OL	244,346,068	7,907,303	630,636	249,896		
97268	95-3769814	01/01/2002	PACIFIC LIFE & ANN CO	AZ	YRT/I	OL	34,220	151	2,599	1,209		
67466	95-1079000	10/02/1972	PACIFIC LIFE INS CO	NE	YRT/I	OL	274,641	37,766	38,101	6,077		
67466	95-1079000	12/27/1982	PACIFIC LIFE INS CO	NE	YRT/I	OL	4,557,192	3,270	95,387	97,623		
67466	95-1079000	04/01/1970	PACIFIC LIFE INS CO	NE	YRT/I	OL	2,687,241		191,713	31,718		
67466	95-1079000	01/01/2002	PACIFIC LIFE INS CO	NE	YRT/I	OL	26,682,044		983,301	457,882		
67466	95-1079000	11/21/2016	PACIFIC LIFE INS CO	NE	YRT/I	XXXLO	6,338,586,201	1,595,843	4,121,344	1,782,795		
67466	95-1079000	06/01/2019	PACIFIC LIFE INS CO	NE	YRT/I	OL	254,990,000	285,753	116,804	25,753		
67466	95-1079000	02/01/2020	PACIFIC LIFE INS CO	NE	YRT/I	OL	1,700,823,521	4,375,129	1,107,626	361,480		
67466	95-1079000	02/01/2020	PACIFIC LIFE INS CO	NE	YRT/I	OL	271,841,125	692,349	205,406	40,975		

ANNUAL STATEMENT FOR THE YEAR 2023 OF THE General Re Life Corporation

**SCHEDULE S - PART 1 - SECTION 1**

Reinsurance Assumed Life Insurance, Annuities, Deposit Funds and Other Liabilities Without Life or Disability Contingencies, and Related Benefits Listed by Reinsured Company as of December 31, Current Year

1 NAIC Company Code	2 ID Number	3 Effective Date	4 Name of Reinsured	5 Domiciliary Jurisdiction	6 Type of Reinsurance Assumed	7 Type of Business Assumed	8 Amount of In Force at End of Year	9 Reserve	10 Premiums	11 Reinsurance Payable on Paid and Unpaid Losses	12 Modified Coinsurance Reserve	13 Funds Withheld Under Coinsurance
67598	04-1768571	08/01/1975	PAUL REVERE LIFE INS CO	MA	YRT/I	OL	269,363	1,122	6,087	2,017		
67598	04-1768571	08/01/1975	PAUL REVERE LIFE INS CO	MA	YRT/I	OL	1,015,041	4,367	53,497	5,055		
67644	23-0952300	08/01/2004	PENN MUT LIFE INS CO	PA	YRT/I	OL	18,482,168	34,570	190,587	19,867		
67644	23-0952300	08/01/2004	PENN MUT LIFE INS CO	PA	YRT/I	XXXLO	2,948,901	5,516	30,409	3,170		
67644	23-0952300	01/01/2005	PENN MUT LIFE INS CO	PA	YRT/I	OL	17,265,090	31,237	245,326	10,056		
67644	23-0952300	01/01/2005	PENN MUT LIFE INS CO	PA	YRT/I	XXXLO	20,530,413	37,145	291,724	11,957		
67644	23-0952300	01/01/2005	PENN MUT LIFE INS CO	PA	YRT/I	OL	7,219,961	76,447	228,436	27,003		
67644	23-0952300	01/01/2005	PENN MUT LIFE INS CO	PA	YRT/I	OL	65,754,344	413,493	5,407,582	2,892,776		
67644	23-0952300	09/01/2005	PENN MUT LIFE INS CO	PA	YRT/I	OL	3,516,439	189,413	3,940	841		
67644	23-0952300	09/01/2005	PENN MUT LIFE INS CO	PA	YRT/I	OL	535,086	53,057	(895)	1,545		
67644	23-0952300	08/01/2006	PENN MUT LIFE INS CO	PA	YRT/I	OL	52,375,741	126,201	4,993,113	630,188		
67644	23-0952300	10/01/2006	PENN MUT LIFE INS CO	PA	YRT/I	OL	4,997,158	14,666	145,489	4,850		
67644	23-0952300	10/01/2006	PENN MUT LIFE INS CO	PA	YRT/I	XXXLO	6,738,604	19,778	196,189	6,540		
67644	23-0952300	09/01/2019	PENN MUT LIFE INS CO	PA	YRT/I	OL	461,362,584	1,038,082	369,043	63,871		
72125	47-0529583	07/01/2005	PHYSICIANS LIFE INS CO	NE	CO/I	XXXL	68,053,500	972,279	257,008	37,394		
72125	47-0529583	07/01/2005	PHYSICIANS LIFE INS CO	NE	YRT/I	OL	262,500	24,390	(13)	64		
67911	45-0220640	10/13/2004	PIONEER MUT LIFE INS CO	ND	YRT/I	OL	6,144,887	85,767	64,269	18,191		
57630	36-1635425	10/01/2018	POLISH ROMAN CATHOLIC UNION OF AMER	IL	YRT/I	OL	5,306,409	14,169	5,764	684		
61271	42-0127290	05/01/1974	PRINCIPAL LIFE INS CO	IA	YRT/I	OL	2,938,882	104,955	163,972	22,734		
61271	42-0127290	01/01/1998	PRINCIPAL LIFE INS CO	IA	YRT/I	OL	3,603,048	184,634	127,308	23,028		
61271	42-0127290	07/31/1999	PRINCIPAL LIFE INS CO	IA	YRT/I	OL	43,229,917	685,124	458,851	116,167		
61271	42-0127290	05/01/2000	PRINCIPAL LIFE INS CO	IA	YRT/I	OL	6,728,985	47,181	101,531	76,891		
61271	42-0127290	05/01/2001	PRINCIPAL LIFE INS CO	IA	YRT/I	OL	132,858,615	3,386,516	1,002,151	253,529		
61271	42-0127290	05/18/2002	PRINCIPAL LIFE INS CO	IA	YRT/I	OL	1,168,522,433	17,274,217	30,168,134	6,256,312		
61271	42-0127290	10/01/2005	PRINCIPAL LIFE INS CO	IA	YRT/I	OL	668,305,380	14,553,273	12,856,305	2,485,130		
61271	42-0127290	06/01/2019	PRINCIPAL LIFE INS CO	IA	YRT/I	OL	71,458,401	66,400	35,394	22,726		
61271	42-0127290	10/28/2019	PRINCIPAL LIFE INS CO	IA	YRT/I	OL	5,373,597,436	10,703,153	2,981,335	648,532		
61271	42-0127290	06/01/2019	PRINCIPAL LIFE INS CO	IA	YRT/I	OL	69,195,274	72,939	60,246	10,282		
61271	42-0127290	10/28/2019	PRINCIPAL LIFE INS CO	IA	YRT/I	OL	35,816,302	83,039	63,044	11,036		
61271	42-0127290	01/16/2021	PRINCIPAL LIFE INS CO	IA	YRT/I	OL	96,070,737	204,069	44,761	6,663		
61271	42-0127290	12/01/2021	PRINCIPAL LIFE INS CO	IA	YRT/I	OL	14,981,756	377	1,211	1,933		
68136	63-0169720	03/10/1967	PROTECTIVE LIFE INS CO	TN	OTH/I	OL	10,409	5,834	1,314	190		
68136	63-0169720	09/01/1965	PROTECTIVE LIFE INS CO	TN	OTH/I	OL	228,377	10,601	14,587	1,211		
68136	63-0169720	06/01/1972	PROTECTIVE LIFE INS CO	TN	OTH/I	OL	940	4	13	1		
68136	63-0169720	06/01/1973	PROTECTIVE LIFE INS CO	TN	YRT/I	OL	1,248	8	18	1		
68136	63-0169720	09/01/1986	PROTECTIVE LIFE INS CO	TN	OTH/I	OL	843,109	162,612	14,258	4,376		
68136	63-0169720	04/01/1988	PROTECTIVE LIFE INS CO	TN	YRT/I	OL	86,592,375	21,715,882	1,079,814	155,784		
68136	63-0169720	01/01/1991	PROTECTIVE LIFE INS CO	TN	OTH/I	OL	2,680,493	85,646	5,459	10,770		
68136	63-0169720	01/01/1993	PROTECTIVE LIFE INS CO	TN	YRT/I	OL	16,366,983	318,200	169,129	98,809		
68136	63-0169720	03/01/1996	PROTECTIVE LIFE INS CO	TN	CO/I	OL	1,072,679,973	27,130,003	2,162,080	1,806,101		
68136	63-0169720	03/01/1996	PROTECTIVE LIFE INS CO	TN	YRT/I	OL	223,628,603	2,761,738	3,003,620	2,169,213		
68136	63-0169720	03/01/1996	PROTECTIVE LIFE INS CO	TN	YRT/I	OL	13,739,581	63,362	212,609	74,753		
68136	63-0169720	07/15/1996	PROTECTIVE LIFE INS CO	TN	YRT/I	OL	2,857,404	13,919	23,871	4,198		
68136	63-0169720	10/01/1996	PROTECTIVE LIFE INS CO	TN	YRT/I	OL	24,461,434	5,390,178	342,857	39,090		
68136	63-0169720	01/01/1992	PROTECTIVE LIFE INS CO	TN	OTH/I	OL	4,843,959	137,423	270,858	76,163		
68136	63-0169720	11/01/1988	PROTECTIVE LIFE INS CO	TN	OTH/I	OL	747,451	142,725	3,488	11,956		
68136	63-0169720	10/01/2004	PROTECTIVE LIFE INS CO	TN	YRT/I	OL	4,588,466	4,639	84,370	55,685		
68136	63-0169720	06/01/2005	PROTECTIVE LIFE INS CO	TN	YRT/I	OL	7,028,153	13,512	139,007	18,590		
68136	63-0169720	11/10/2008	PROTECTIVE LIFE INS CO	TN	YRT/I	XXXLO	72,716,087	128,542	268,655	26,608		
68136	63-0169720	11/16/2009	PROTECTIVE LIFE INS CO	TN	CO/I	XXXL	416,528,496	963,835	574,847	28,493		
68136	63-0169720	12/17/2012	PROTECTIVE LIFE INS CO	TN	YRT/I	OL	79,312,363	301,618	388,130	52,777		
68136	63-0169720	12/17/2012	PROTECTIVE LIFE INS CO	TN	YRT/I	XXXLO	123,596,601	470,027	604,844	82,245		
68136	63-0169720	01/01/1985	PROTECTIVE LIFE INS CO	TN	OTH/G	OL		382,748				
68195	62-0331200	11/01/1973	PROVIDENT LIFE & ACCIDENT INS CO	TN	OTH/I	OL	120,119	1,823	2,475	775		
68241	22-1211670	11/01/1969	PRUDENTIAL INS CO OF AMER	NJ	YRT/I	OL	87,142	2,692	6,329	620		
68241	22-1211670	07/01/1973	PRUDENTIAL INS CO OF AMER	NJ	YRT/I	OL	158,035	5,841	27,356	5,791		
68241	22-1211670	07/01/1982	PRUDENTIAL INS CO OF AMER	NJ	YRT/I	OL	5,713,599	156,389	157,126	228,965		
68241	22-1211670	03/01/1980	PRUDENTIAL INS CO OF AMER	NJ	YRT/I	OL	36,533	37	626	40		

ANNUAL STATEMENT FOR THE YEAR 2023 OF THE General Re Life Corporation

**SCHEDULE S - PART 1 - SECTION 1**

Reinsurance Assumed Life Insurance, Annuities, Deposit Funds and Other Liabilities Without Life or Disability Contingencies, and Related Benefits Listed by Reinsured Company as of December 31, Current Year

1 NAIC Company Code	2 ID Number	3 Effective Date	4 Name of Reinsured	5 Domiciliary Jurisdiction	6 Type of Reinsurance Assumed	7 Type of Business Assumed	8 Amount of In Force at End of Year	9 Reserve	10 Premiums	11 Reinsurance Payable on Paid and Unpaid Losses	12 Modified Coinsurance Reserve	13 Funds Withheld Under Coinsurance
68241	22-1211670	06/15/1997	PRUDENTIAL INS CO OF AMER	NJ.	YRT/I	OL	1,463,294	31,740	171,738	26,167		
68241	22-1211670	01/01/2005	PRUDENTIAL INS CO OF AMER	NJ.	YRT/I	OL	73,583,484	485,878	260,591	39,059		
71390	41-6041001	01/01/1990	PURITAN LIFE INS CO OF AMER	AZ.	YRT/I	OL	166,819	1,600	(3,652)	1,703		
22705	23-1740414	07/01/1994	R&Q REINS CO	PA.	YRT/I	OL	372,211	1,982	10,946	1,279		
67105	41-0451140	02/01/1967	RELIASTAR LIFE INS CO	MN.	YRT/I	OL						
67105	41-0451140	05/26/1972	RELIASTAR LIFE INS CO	MN.	OTH/I	OL	131,559	104,797	2,715	284		
67105	41-0451140	04/01/1979	RELIASTAR LIFE INS CO	MN.	OTH/I	OL	11,000	6,015	1,399	117		
67105	41-0451140	06/01/1981	RELIASTAR LIFE INS CO	MN.	OTH/I	OL	50,000	27,342	269	34		
67105	41-0451140	10/01/1981	RELIASTAR LIFE INS CO	MN.	OTH/I	OL	1,238,932	32,571	49,800	24,747		
67105	41-0451140	03/01/1968	RELIASTAR LIFE INS CO	MN.	OTH/I	OL	5,936,243	1,652,979	183,303	37,413		
67105	41-0451140	07/01/1989	RELIASTAR LIFE INS CO	MN.	YRT/I	OL	6,972,391	209,170	130,122	54,451		
67105	41-0451140	01/01/1992	RELIASTAR LIFE INS CO	MN.	OTH/I	OL						
67105	41-0451140	01/01/1992	RELIASTAR LIFE INS CO	MN.	OTH/I	OL	501,486	274,234	5,297	119		
67105	41-0451140	01/01/1992	RELIASTAR LIFE INS CO	MN.	CO/I	OL	240,000	682	5,776	3,208		
67105	41-0451140	01/01/1998	RELIASTAR LIFE INS CO	MN.	CO/I	OL	68,881,631	13,196,902	332,063	426,621		
67105	41-0451140	11/01/2001	RELIASTAR LIFE INS CO	MN.	YRT/I	OL	39,442,479	306,697	1,591,816	268,613		
67105	41-0451140	05/01/2004	RELIASTAR LIFE INS CO	MN.	OTH/I	XXL	239,282,031	3,834,510	839,053	301,900		
67105	41-0451140	10/31/2005	RELIASTAR LIFE INS CO	MN.	YRT/I	XXXLO	100,786,964	129,253	523,306	87,514		
67105	41-0451140	06/30/2006	RELIASTAR LIFE INS CO	MN.	YRT/I	XXXLO	2,532,235,742	2,019,019	7,021,847	923,042		
67105	41-0451140	02/01/2007	RELIASTAR LIFE INS CO	MN.	YRT/I	XXXLO	663,469,661	472,082	1,970,941	259,443		
67105	41-0451140	01/01/2008	RELIASTAR LIFE INS CO	MN.	YRT/I	OL	946,770	6,058	14,377	2,505		
67105	41-0451140	01/01/2008	RELIASTAR LIFE INS CO	MN.	YRT/I	OL	27,368,607	364,935	123,263	14,910		
67105	41-0451140	07/01/2010	RELIASTAR LIFE INS CO	MN.	YRT/I	XXXLO	508,506,186	1,208,427	1,383,976	368,413		
67105	41-0451140	07/01/2010	RELIASTAR LIFE INS CO	MN.	YRT/I	XXXLO	20,861,612	33,590	71,956	12,244		
67105	41-0451140	03/01/2014	RELIASTAR LIFE INS CO	MN.	YRT/I	OL	14,780,848	30,156	15,147	839		
67105	41-0451140	03/01/2014	RELIASTAR LIFE INS CO	MN.	YRT/I	XXXLO	15,255,960	31,126	15,634	866		
61360	53-0242530	02/01/1968	RELIASTAR LIFE INS CO OF NY	NY.	OTH/I	OL	1,436,316	3,419	164,725	14,645		
61360	53-0242530	12/20/1973	RELIASTAR LIFE INS CO OF NY	NY.	YRT/I	OL	1,537,850		58,321	11,153		
61360	53-0242530	03/01/1977	RELIASTAR LIFE INS CO OF NY	NY.	YRT/I	OL	485,531	492	21,032	5,094		
61360	53-0242530	01/01/1986	RELIASTAR LIFE INS CO OF NY	NY.	OTH/I	OL	3,892,536	961,220	74,594	20,274		
61360	53-0242530	11/01/2001	RELIASTAR LIFE INS CO OF NY	NY.	YRT/I	OL	2,029,736	19,958	76,818	9,042		
61360	53-0242530	05/01/2004	RELIASTAR LIFE INS CO OF NY	NY.	OTH/I	XXXL	39,000,073	390,098	178,152	826,542		
61360	53-0242530	10/31/2005	RELIASTAR LIFE INS CO OF NY	NY.	YRT/I	XXXLO	22,614,363	103,143	83,127	15,256		
61360	53-0242530	06/30/2006	RELIASTAR LIFE INS CO OF NY	NY.	YRT/I	XXXLO	508,714,369	294,410	1,195,146	154,164		
61360	53-0242530	01/01/2008	RELIASTAR LIFE INS CO OF NY	NY.	YRT/I	OL	244,001,031	561,071	3,869,724	5,304,938		
61360	53-0242530	03/01/2008	RELIASTAR LIFE INS CO OF NY	NY.	YRT/I	XXXLO	4,043,197	103,287	8,011	1,190		
93572	43-1235868	04/01/1971	RGA REINS CO	MO.	OTH/I	OL	10,144,661	238,569	91,179	60,163		
65005	41-0823832	01/01/1985	RIVERSOURCE LIFE INS CO	MN.	OTH/I	OL	773,947	199,109	31,257	3,700		
65005	41-0823832	01/01/1985	RIVERSOURCE LIFE INS CO	MN.	OTH/I	OL						
65005	41-0823832	01/01/1985	RIVERSOURCE LIFE INS CO	MN.	YRT/I	OL	279,929	923	14,181	2,241		
65005	41-0823832	02/23/2019	RIVERSOURCE LIFE INS CO	MN.	YRT/I	OL	663,667,944	722,328	456,748	134,949		
65005	41-0823832	08/01/2019	RIVERSOURCE LIFE INS CO	MN.	YRT/I	OL	209,550,443	241,938	146,655	26,740		
65005	41-0823832	09/14/2019	RIVERSOURCE LIFE INS CO	MN.	YRT/I	OL	8,574,751		13,022	2,064		
80594	41-0987741	06/22/2019	RIVERSOURCE LIFE INS CO OF NY	NY.	OTH/I	OL	28,510,771	21,339	21,644	3,345		
80594	41-0987741	08/01/2019	RIVERSOURCE LIFE INS CO OF NY	NY.	OTH/I	OL	18,757,368	19,899	14,956	2,810		
80594	41-0987741	11/15/2019	RIVERSOURCE LIFE INS CO OF NY	NY.	OTH/I	OL	2,163,019	3,337	1,867	337		
60176	13-4076788	01/01/2004	SBLI USA LIFE INS CO INC	NY.	OTH/G	OL		54,381				
93742	41-1412669	07/01/2010	SECURIAN LIFE INS CO	MN.	YRT/I	OL	41,158,794	53,464	79,056	10,097		
93742	41-1412669	07/01/2010	SECURIAN LIFE INS CO	MN.	YRT/I	XXXLO	12,750,627	16,563	24,491	3,128		
68713	84-0499703	07/01/1968	SECURITY LIFE OF DENVER INS CO	CO.	YRT/I	OL	1,958,200	38,842	(1,127)	163,539		
68713	84-0499703	01/09/1992	SECURITY LIFE OF DENVER INS CO	CO.	YRT/I	OL	301,934	72,765	(13,439)	1,325		
68713	84-0499703	01/01/1994	SECURITY LIFE OF DENVER INS CO	CO.	YRT/I	OL	590,128	3,492	106,298	14,601		
68713	84-0499703	01/01/1996	SECURITY LIFE OF DENVER INS CO	CO.	YRT/I	OL	202,760,740	3,797,609	3,370,833	2,110,859		
68713	84-0499703	07/15/2000	SECURITY LIFE OF DENVER INS CO	CO.	YRT/I	OL	704,008	260,516	1,686	335		
68713	84-0499703	01/01/1996	SECURITY LIFE OF DENVER INS CO	CO.	YRT/I	OL	15,619,081	99,738	298,287	55,218		
68713	84-0499703	01/01/1998	SECURITY LIFE OF DENVER INS CO	CO.	YRT/I	OL	11,458,070	73,167	303,748	55,850		
68713	84-0499703	07/15/2000	SECURITY LIFE OF DENVER INS CO	CO.	YRT/I	OL	14,068,754	89,838	159,812	33,269		
68713	84-0499703	11/01/2001	SECURITY LIFE OF DENVER INS CO	CO.	YRT/I	OL	3,388,716	1,136,099	33,565	4,355		



ANNUAL STATEMENT FOR THE YEAR 2023 OF THE General Re Life Corporation

**SCHEDULE S - PART 1 - SECTION 1**

Reinsurance Assumed Life Insurance, Annuities, Deposit Funds and Other Liabilities Without Life or Disability Contingencies, and Related Benefits Listed by Reinsured Company as of December 31, Current Year

1 NAIC Company Code	2 ID Number	3 Effective Date	4 Name of Reinsured	5 Domiciliary Jurisdiction	6 Type of Reinsurance Assumed	7 Type of Business Assumed	8 Amount of In Force at End of Year	9 Reserve	10 Premiums	11 Reinsurance Payable on Paid and Unpaid Losses	12 Modified Coinsurance Reserve	13 Funds Withheld Under Coinsurance
68713	84-0499703	11/01/2001	SECURITY LIFE OF DENVER INS CO	CO.	YRT/I	OL	89,735,671	574,721	2,799,817	1,336,729		
68713	84-0499703	01/01/2008	SECURITY LIFE OF DENVER INS CO	CO.	YRT/I	OL	102,654,581	590,009	456,000	431,658		
68713	84-0499703	03/01/2014	SECURITY LIFE OF DENVER INS CO	CO.	YRT/I	OL	1,416,656,386	2,460,763	1,195,023	193,378		
68713	84-0499703	07/01/2019	SECURITY LIFE OF DENVER INS CO	CO.	CO/I	OL	414,878	97,551	1,377	247,307		
68772	15-0442730	04/01/1993	SECURITY MUT LIFE INS CO OF NY	NY.	YRT/I	OL	23,358,110	364,106	261,895	47,858		
68772	15-0442730	11/01/1994	SECURITY MUT LIFE INS CO OF NY	NY.	CO/I	OL	6,438,124	125,497	144,571	41,523		
68772	15-0442730	08/01/1991	SECURITY MUT LIFE INS CO OF NY	NY.	YRT/I	OL	270,910	3,732	29,397	5,219		
68772	15-0442730	09/01/2008	SECURITY MUT LIFE INS CO OF NY	NY.	YRT/I	OL	7,792,413	115,266	36,649	4,163		
97241	47-0648948	05/01/1972	SETTLERS LIFE INS CO	WI.	OTH/I	OL	142,099	612	1,041	150		
97241	47-0648948	07/01/1987	SETTLERS LIFE INS CO	WI.	OTH/G	OL		52,409				
68845	54-0377280	07/01/1991	SHENANDOAH LIFE INS CO	VA.	YRT/I	OL	22,052	570	248	117		
68845	54-0377280	07/01/2004	SHENANDOAH LIFE INS CO	VA.	YRT/I	OL	3,932,309	35,067	44,207	5,115		
57142	41-0547795	04/01/2007	SONS OF NORWAY	MN.	YRT/I	OL	15,191,000	295,406	51,560	16,745		
69078	13-5679267	11/01/1979	STANDARD SECURITY LIFE INS CO OF NY	NY.	CO/I	OL	28,000	178	(85)	116		
69078	13-5679267	12/01/1982	STANDARD SECURITY LIFE INS CO OF NY	NY.	CO/I	OL	12,000	71	342	51		
69116	35-0684263	11/01/1992	STATE LIFE INS CO	IN.	YRT/I	OL	145,100	6,918	1,787	261		
69132	58-1449898	11/01/1967	STATE MUT INS CO	GA.	OTH/I	OL	150,427	5,048	7,196	1,031		
69132	58-1449898	06/01/1978	STATE MUT INS CO	GA.	OTH/I	OL	78,289	1,692	791	215		
80926	06-0893662	01/01/2011	SUN LIFE & HLTH INS CO	MI.	OTH/G	OL	96,097,790	577,093	211,967	157,645		
69310	87-0198108	12/01/1971	SURETY LIFE INS CO	NE.	YRT/I	OL	908,818	28,146	56,436	9,275		
69310	87-0198108	12/01/1989	SURETY LIFE INS CO	NE.	YRT/I	OL	2,060,553	10,664	39,963	8,368		
82627	06-0839705	11/01/1963	SWISS RE LIFE & HLTH AMER INC	MO.	OTH/I	OL			(148)	28		
		05/01/2000	SWISSPARTNERS INS CO SPC LTD		YRT/I	OL	19,000,000		137,805	52,753		
68608	91-0742147	08/01/1974	SYMETRA LIFE INS CO	IA.	YRT/I	OL	20,186,843	280,194	244,889	34,200		
68608	91-0742147	06/01/2004	SYMETRA LIFE INS CO	IA.	YRT/I	OL	3,884,001	15,385	21,592	3,452		
68608	91-0742147	06/01/2004	SYMETRA LIFE INS CO	IA.	YRT/I	XXXLO	64,508,097	255,526	358,606	57,336		
68608	91-0742147	01/01/2009	SYMETRA LIFE INS CO	IA.	YRT/I	XXXLO	76,038,505	141,356	394,827	64,430		
68608	91-0742147	07/01/2012	SYMETRA LIFE INS CO	IA.	YRT/I	OL	63,366,084	569,074	683,274	104,886		
88072	06-0974148	03/27/2003	TALCOTT RESOLUTION LIFE INS CO	CT.	YRT/I	OL	79,322,417	569,122	131,604	50,814		
56014	39-0123480	01/01/1987	THRIVENT FINANCIAL FOR LUTHERANS	MN.	YRT/I	OL	97,283,607	349,110	1,179,057	91,051		
56014	39-0123480	10/01/1980	THRIVENT FINANCIAL FOR LUTHERANS	WI.	OTH/I	OL	3,052,898	60,711	36,500	1,702		
56014	39-0123480	09/01/1982	THRIVENT FINANCIAL FOR LUTHERANS	WI.	OTH/I	OL	48,585,309	250,279	886,374	130,848		
70688	36-6071399	01/01/1987	TRANSAMERICA FINANCIAL LIFE INS CO	NY.	YRT/I	OL	176,802	43,399	14,253	1,935		
70688	36-6071399	06/01/1991	TRANSAMERICA FINANCIAL LIFE INS CO	NY.	OTH/I	OL	498,037	124,184	6,451	3,749		
70688	36-6071399	06/01/1991	TRANSAMERICA FINANCIAL LIFE INS CO	NY.	CO/I	OL	1,850,619	168,849	67,908	13,128		
70688	36-6071399	10/02/2006	TRANSAMERICA FINANCIAL LIFE INS CO	NY.	YRT/I	XXXLO	12,509,441	215,121	55,893	6,900		
70688	36-6071399	03/31/2008	TRANSAMERICA FINANCIAL LIFE INS CO	NY.	YRT/I	XXXLO	17,810,203	35,034	46,385	6,001		
70688	36-6071399	09/01/2009	TRANSAMERICA FINANCIAL LIFE INS CO	NY.	YRT/I	XXXLO	68,962,824	252,528	222,387	18,557		
86231	39-0989781	04/01/1972	TRANSAMERICA LIFE INS CO	IA.	YRT/I	OL	164,270		10,330	1,801		
86231	39-0989781	04/01/1993	TRANSAMERICA LIFE INS CO	IA.	YRT/I	OL	4,886,785	2,855	115,999	15,648		
86231	39-0989781	04/01/1994	TRANSAMERICA LIFE INS CO	IA.	YRT/I	OL	9,149,759	2,389	74,516	9,995		
86231	39-0989781	07/01/2001	TRANSAMERICA LIFE INS CO	IA.	YRT/I	OL	1,104,969,648	512,047	4,235,343	1,602,003		
86231	39-0989781	10/01/2005	TRANSAMERICA LIFE INS CO	IA.	YRT/I	OL	403,867,221	170,266	1,325,501	241,496		
86231	39-0989781	09/01/2004	TRANSAMERICA LIFE INS CO	IA.	YRT/I	OL	16,060,380	26,419	107,604	11,657		
86231	39-0989781	11/01/2009	TRANSAMERICA LIFE INS CO	IA.	YRT/I	OL	23,190,730	91,343	65,297	6,128		
86231	39-0989781	01/01/1982	TRANSAMERICA LIFE INS CO	IA.	OTH/I	OL	8,902,548	3,713,296	488,717	256,622		
86231	39-0989781	05/01/1982	TRANSAMERICA LIFE INS CO	IA.	YRT/I	OL	10,774	164	667	56		
86231	39-0989781	06/01/1983	TRANSAMERICA LIFE INS CO	IA.	YRT/I	OL	3,962,373	844,671	55,289	12,655		
86231	39-0989781	05/01/1979	TRANSAMERICA LIFE INS CO	IA.	OTH/I	OL	5,361,437	441,968	533,498	75,168		
86231	39-0989781	01/01/1982	TRANSAMERICA LIFE INS CO	IA.	CO/I	OL	2,815,437	126,668	66,853	26,901		
86231	39-0989781	01/01/1988	TRANSAMERICA LIFE INS CO	IA.	CO/I	OL	8,223,114	1,968,623	308,282	94,842		
86231	39-0989781	01/01/1988	TRANSAMERICA LIFE INS CO	IA.	CO/I	OL	6,695,420	409,878	194,016	25,119		
86231	39-0989781	03/15/1987	TRANSAMERICA LIFE INS CO	IA.	YRT/I	OL	124,209	950	1,467	675		
86231	39-0989781	01/01/1990	TRANSAMERICA LIFE INS CO	IA.	CO/I	OL	7,260	2,102	(5,857)	1,180		
86231	39-0989781	01/01/1990	TRANSAMERICA LIFE INS CO	IA.	CO/I	OL	107,320	71,731	3,600	2,552		
86231	39-0989781	01/01/1990	TRANSAMERICA LIFE INS CO	IA.	CO/I	OL	7,534	1,411	384	64		
86231	39-0989781	02/18/1988	TRANSAMERICA LIFE INS CO	IA.	CO/I	OL	1,091,536	213,697	31,910	9,318		
86231	39-0989781	02/01/1998	TRANSAMERICA LIFE INS CO	IA.	YRT/I	OL	3,057,074	129,305	28,112	10,666		

ANNUAL STATEMENT FOR THE YEAR 2023 OF THE General Re Life Corporation

**SCHEDULE S - PART 1 - SECTION 1**

Reinsurance Assumed Life Insurance, Annuities, Deposit Funds and Other Liabilities Without Life or Disability Contingencies, and Related Benefits Listed by Reinsured Company as of December 31, Current Year

1 NAIC Company Code	2 ID Number	3 Effective Date	4 Name of Reinsured	5 Domiciliary Jurisdiction	6 Type of Reinsurance Assumed	7 Type of Business Assumed	8 Amount of In Force at End of Year	9 Reserve	10 Premiums	11 Reinsurance Payable on Paid and Unpaid Losses	12 Modified Coinsurance Reserve	13 Funds Withheld Under Coinsurance
86231	39-0989781	04/01/2004	TRANSAMERICA LIFE INS CO	IA	YRT/I	OL	139,584,469	341,361	4,933,742	1,687,383		
86231	39-0989781	04/01/2004	TRANSAMERICA LIFE INS CO	IA	YRT/I	OL	19,053,920	34,158	164,519	29,469		
86231	39-0989781	10/02/2006	TRANSAMERICA LIFE INS CO	IA	YRT/I	XXXLO	222,922,599	4,396,771	820,344	203,981		
86231	39-0989781	04/14/2008	TRANSAMERICA LIFE INS CO	IA	YRT/I	XXXLO	184,820,080	3,817,194	733,553	304,419		
86231	39-0989781	09/01/2009	TRANSAMERICA LIFE INS CO	IA	YRT/I	XXXLO	790,051,311	3,356,498	1,861,999	277,670		
86231	39-0989781	11/01/2009	TRANSAMERICA LIFE INS CO	IA	YRT/I	XXXLO	278,990	157	189	23		
86231	39-0989781	01/21/2011	TRANSAMERICA LIFE INS CO	IA	YRT/I	XXXLO	175,708,462	689,741	426,596	56,617		
86231	39-0989781	11/01/2009	TRANSAMERICA LIFE INS CO	IA	YRT/I	XXXLO	2,067,323	7,859	7,928	925		
61425	36-0792925	08/01/1982	TRUSTMARK INS CO	IL	OTH/I	OL	118,860	2,607	2,002	933		
91529	52-1996029	01/01/2010	UNIMERICA INS CO	WI	OTH/G	OL	35,000		49			
11596	01-0637149	01/01/2010	UNIMERICA LIFE INS CO OF NY	NY	OTH/G	OL	1,384,500		1,247	469		
69744	13-1423090	07/01/2016	UNION LABOR LIFE INS CO	MD	OTH/G	OL	742,253,280	25,950,048	5,614,806	1,497,921		
69744	13-1423090	08/01/2007	UNION LABOR LIFE INS CO	MD	OTH/G	OL		129,289		37		
70408	81-0170040	01/01/1987	UNION SECURITY INS CO	KS	YRT/I	OL	699,222		18,964	4,379		
69892	35-1097117	08/01/1981	UNITED FARM FAMILY LIFE INS CO	IN	OTH/I	OL	1,063,928	16,464	34,427	12,225		
69892	35-1097117	08/01/1981	UNITED FARM FAMILY LIFE INS CO	IN	YRT/I	OL	292,064	6,796	14,766	2,134		
69892	35-1097117	01/01/2010	UNITED FARM FAMILY LIFE INS CO	IN	YRT/I	OL	19,416,036	189,462	515,254	355,408		
69892	35-1097117	12/01/2012	UNITED FARM FAMILY LIFE INS CO	IN	CO/I	XXXL	4,829,940	14,567	34,354	14,212		
69892	35-1097117	09/15/2014	UNITED FARM FAMILY LIFE INS CO	IN	YRT/I	OL	14,658,231	143,036	394,965	149,425		
63983	82-0123320	05/16/1979	UNITED HERITAGE LIFE INS CO	ID	YRT/I	OL	78,945	354	914	98		
63983	82-0123320	08/05/1987	UNITED HERITAGE LIFE INS CO	ID	CO/I	OL	6,159,658	25,086	40,110	21,023		
69922	35-0841899	12/01/2012	UNITED HOME LIFE INS CO	IN	YRT/I	OL	13,362,263	111,327	398,611	148,175		
69922	35-0841899	09/15/2014	UNITED HOME LIFE INS CO	IN	YRT/I	OL	55,744,315	464,432	1,485,944	620,505		
69868	47-0322111	07/01/1992	UNITED OF OMAHA LIFE INS CO	NE	YRT/I	OL	69,520,892	2,082,093	1,001,846	448,184		
69868	47-0322111	09/01/1992	UNITED OF OMAHA LIFE INS CO	NE	CO/I	OL	5,515,709	46,584	81,909	10,574		
70106	13-5459480	05/01/1971	UNITED STATES LIFE INS CO IN NYC	NY	OTH/I	OL	2,327,044	40,741	45,348	20,582		
70106	13-5459480	02/01/1978	UNITED STATES LIFE INS CO IN NYC	NY	OTH/I	OL	29,231	156		3		
70106	13-5459480	11/01/1971	UNITED STATES LIFE INS CO IN NYC	NY	OTH/I	OL	294,813	3,529	157,116	5,772		
70106	13-5459480	11/01/1979	UNITED STATES LIFE INS CO IN NYC	NY	CO/I	OL	585,625	36,703	30,708	7,340		
70106	13-5459480	05/01/1971	UNITED STATES LIFE INS CO IN NYC	NY	CO/I	OL		732				
70106	13-5459480	02/01/1978	UNITED STATES LIFE INS CO IN NYC	NY	OTH/I	OL	8,277,953	242,170	874,449	118,965		
70106	13-5459480	08/15/1996	UNITED STATES LIFE INS CO IN NYC	NY	CO/I	OL	341,500	304	5,304	708		
70106	13-5459480	01/01/1999	UNITED STATES LIFE INS CO IN NYC	NY	YRT/I	OL	14,692,330	42,102	492,536	438,760		
70106	13-5459480	03/01/2001	UNITED STATES LIFE INS CO IN NYC	NY	YRT/I	OL			(5,000,680)			
70106	13-5459480	03/01/2002	UNITED STATES LIFE INS CO IN NYC	NY	YRT/I	OL			(3,422,185)			
70106	13-5459480	03/01/2002	UNITED STATES LIFE INS CO IN NYC	NY	YRT/I	XXXLO			(3,157,971)			
70106	13-5459480	05/01/2003	UNITED STATES LIFE INS CO IN NYC	NY	YRT/I	OL	19,979,712	48,709	380,788	117,299		
70106	13-5459480	01/01/2005	UNITED STATES LIFE INS CO IN NYC	NY	YRT/I	OL			(9,042,729)			
70106	13-5459480	01/01/2005	UNITED STATES LIFE INS CO IN NYC	NY	YRT/I	OL	46,498,830	570,807	1,756,386	256,237		
70106	13-5459480	02/01/2006	UNITED STATES LIFE INS CO IN NYC	NY	YRT/I	OL			(2,270,952)			
70106	13-5459480	02/01/2006	UNITED STATES LIFE INS CO IN NYC	NY	YRT/I	OL	20,450,917	344,739	406,624	537,019		
70106	13-5459480	08/01/2007	UNITED STATES LIFE INS CO IN NYC	NY	YRT/I	OL		2,784	(148,649)			
70106	13-5459480	08/01/2007	UNITED STATES LIFE INS CO IN NYC	NY	YRT/I	XXXLO		3,055	(163,145)			
70106	13-5459480	08/01/2007	UNITED STATES LIFE INS CO IN NYC	NY	YRT/I	OL	26,731,892	308,329	177,562	43,591		
70106	13-5459480	06/01/2013	UNITED STATES LIFE INS CO IN NYC	NY	YRT/I	XXXLO			(746,077)			
79413	36-2739571	01/01/2010	UNITEDHEALTHCARE INS CO	CT	OTH/G	OL	2,300,684,000	1,683,382	3,255,198	1,027,365		
79413	36-2739571	01/01/2010	UNITEDHEALTHCARE INS CO	CT	OTH/G	OL	158,546,247	142,611	385,218	81,221		
70130	31-0727974	05/01/1972	UNIVERSAL GUAR LIFE INS CO	OH	YRT/I	OL	25,000	839	1,500	104		
70130	31-0727974	05/01/1975	UNIVERSAL GUAR LIFE INS CO	OH	YRT/I	OL				110		
70130	31-0727974	07/01/1991	UNIVERSAL GUAR LIFE INS CO	OH	YRT/I	OL				1,127		
67601	04-2381280	08/01/1975	UNUM INS CO	ME	YRT/I	OL	2,562,497	9,725	55,917	8,466		
62235	01-0278678	01/01/2000	UNUM LIFE INS CO OF AMER	ME	OTH/G	OL	6,608,874,413	4,396,253	12,917,788	3,931,620		
62235	01-0278678	01/01/2000	UNUM LIFE INS CO OF AMER	ME	OTH/G	OL		779,945				
62235	01-0278678	01/01/2000	UNUM LIFE INS CO OF AMER	ME	OTH/G	OL	750,000		2,952	663		
14165	32-0348453	07/01/2014	US ALLIANCE LIFE & SECURITY CO	KS	YRT/I	XXXLO	80,525,000	123,849	94,354	14,144		
14165	32-0348453	01/01/2020	US ALLIANCE LIFE & SECURITY CO	KS	YRT/I	OL	35,600,000	85,033	18,743	2,765		
14165	32-0348453	01/01/2017	US ALLIANCE LIFE & SECURITY CO	KS	YRT/I	XXXLO	19,222,886	572,211	18,078	2,230		
14165	32-0348453	03/01/2015	US ALLIANCE LIFE & SECURITY CO	KS	OTH/G	OL	253,505,385		532,169	260,106		

ANNUAL STATEMENT FOR THE YEAR 2023 OF THE General Re Life Corporation

**SCHEDULE S - PART 1 - SECTION 1**

Reinsurance Assumed Life Insurance, Annuities, Deposit Funds and Other Liabilities Without Life or Disability Contingencies, and Related Benefits Listed by Reinsured Company as of December 31, Current Year

1 NAIC Company Code	2 ID Number	3 Effective Date	4 Name of Reinsured	5 Domiciliary Jurisdiction	6 Type of Reinsurance Assumed	7 Type of Business Assumed	8 Amount of In Force at End of Year	9 Reserve	10 Premiums	11 Reinsurance Payable on Paid and Unpaid Losses	12 Modified Coinsurance Reserve	13 Funds Withheld Under Coinsurance
14165	32-0348453	03/01/2015	US ALLIANCE LIFE & SECURITY CO	KS	OTH/G	OL			4,793	1,713		
80659	82-4533188	01/01/1968	US BUSINESS OF CANADA LIFE ASSUR CO	MI	YRT/I	OL	3,362,205	285,030	170,002	36,015		
80659	82-4533188	08/01/1983	US BUSINESS OF CANADA LIFE ASSUR CO	MI	YRT/I	OL	161,534	8,924	3,836	1,593		
80659	82-4533188	01/01/1968	US BUSINESS OF CANADA LIFE ASSUR CO	MI	YRT/I	OL	21,701	559	6,168	626		
80659	82-4533188	08/01/1983	US BUSINESS OF CANADA LIFE ASSUR CO	MI	YRT/I	OL	98,710	3,593	4,574	673		
69663	74-1472662	06/01/1979	USAA LIFE INS CO	TX	OTH/I	OL	79,350	21,047	2,449	2,412		
69663	74-1472662	06/01/1979	USAA LIFE INS CO	TX	YRT/I	OL	1,209,483	26,057	(11,313)	3,487		
69663	74-1472662	09/01/1997	USAA LIFE INS CO	TX	CO/I	OL	7,281,066	437,957	123,205	59,369		
69663	74-1472662	09/01/1997	USAA LIFE INS CO	TX	CO/I	XXL	809,007	48,662	13,689	6,597		
69663	74-1472662	05/01/2001	USAA LIFE INS CO	TX	YRT/I	OL	1,186,653	393,740	3,363	1,158		
69663	74-1472662	12/01/2002	USAA LIFE INS CO	TX	YRT/I	OL	8,009,288	356,956	68,704	50,170		
69663	74-1472662	05/01/2003	USAA LIFE INS CO	TX	CO/I	XXL	1,109,384,066	37,948,873	1,625,163	884,868		
69663	74-1472662	02/01/2011	USAA LIFE INS CO	TX	CO/I	XXL	2,210,400	5,132	5,977	212		
69663	74-1472662	02/01/2012	USAA LIFE INS CO	TX	YRT/I	OL	40,411,411	197,285	80,165	7,615		
69663	74-1472662	01/01/2017	USAA LIFE INS CO	TX	YRT/I	XXXLO	1,569,976,950	2,401,214	818,568	648,778		
69663	74-1472662	06/01/2018	USAA LIFE INS CO	TX	YRT/I	OL	16,255,616	36,666	9,906	1,875		
69663	74-1472662	10/06/2018	USAA LIFE INS CO	TX	YRT/I	XXXLO	6,137,034,112	8,416,504	1,752,346	795,464		
60228	16-1530706	01/01/2020	USAA LIFE INS CO OF NY	NY	YRT/I	OL	89,434,875	124,754	12,433	3,567		
60228	16-1530706	09/08/2018	USAA LIFE INS CO OF NY	NY	YRT/I	OL	400,000	937	35			
80942	41-0991508	01/01/1978	VENERABLE INS & ANN CO	IA	OTH/I	OL	520,000	17,188	(12,946)	1,826		
70319	36-1933760	07/01/1984	WASHINGTON NATL INS CO	IN	YRT/I	OL	185,974	2,504	3,758	892		
70319	36-1933760	07/01/1988	WASHINGTON NATL INS CO	IN	OTH/I	OL	368,364	96,537	5,173	2,201		
70335	94-0971150	06/01/2005	WEST COAST LIFE INS CO	NE	YRT/I	OL	46,746,916	56,223	274,293	159,549		
70335	94-0971150	06/01/2005	WEST COAST LIFE INS CO	NE	YRT/I	XXXLO	140,591,340	169,092	824,935	479,844		
70335	94-0971150	11/10/2008	WEST COAST LIFE INS CO	NE	YRT/I	OL	20,457,248	21,568	100,922	12,741		
70335	94-0971150	11/10/2008	WEST COAST LIFE INS CO	NE	YRT/I	XXXLO	73,505,615	77,496	362,626	45,781		
70335	94-0971150	11/16/2009	WEST COAST LIFE INS CO	NE	CO/I	XXL	51,659,375	27,286	43,097	2,445		
70483	31-0487145	08/01/1977	WESTERN & SOUTHERN LIFE INS CO	OH	OTH/I	OL	2,302,771	55,346	65,678	6,466		
70483	31-0487145	09/01/2002	WESTERN & SOUTHERN LIFE INS CO	OH	YRT/I	OL	1,442,525	20,015	20,447	2,470		
70483	31-0487145	10/01/2016	WESTERN & SOUTHERN LIFE INS CO	OH	YRT/I	OL	2,257,611	4,322	22,728	3,915		
57711	37-0580740	10/01/2017	WESTERN CATHOLIC UNION	IL	YRT/I	XXXLO	6,020,260	16,528	30,846	2,048		
85189	56-1090947	07/01/1983	WESTERN UNITED LIFE ASSUR CO	WA	YRT/I	OL	154,856	5,288	8,494	2,268		
62413	36-0947200	09/20/1982	WILCAC LIFE INS CO	IL	CO/I	OL	21,193	1,777	310	119		
62413	36-0947200	11/01/1984	WILCAC LIFE INS CO	IL	YRT/I	OL	6,999,892	69,039	594,913	220,273		
62413	36-0947200	01/01/1975	WILCAC LIFE INS CO	IN	OTH/I	OL	524,791	35,736	49,648	6,311		
62413	36-0947200	03/01/1984	WILCAC LIFE INS CO	IN	YRT/I	OL	11,597,249	126,706	317,064	53,086		
62413	36-0947200	03/01/1984	WILCAC LIFE INS CO	IN	YRT/I	OL	87,872	32	1,109	164		
62413	36-0947200	04/01/1994	WILCAC LIFE INS CO	IN	YRT/I	OL	65,553,968	1,108,044	994,745	385,807		
66230	13-1976260	12/01/1968	WILLIAM PENN LIFE INS CO OF NY	NY	OTH/I	OL	7,066	449	585	36		
66230	13-1976260	09/01/1990	WILLIAM PENN LIFE INS CO OF NY	NY	CO/I	OL	17,804,916	2,836,114	364,624	229,405		
66230	13-1976260	06/01/1991	WILLIAM PENN LIFE INS CO OF NY	NY	YRT/I	OL	74,086,954	2,038,733	2,505,663	559,273		
66230	13-1976260	06/01/1991	WILLIAM PENN LIFE INS CO OF NY	NY	YRT/I	OL	1,524,230	409,191	16,837	1,786		
66230	13-1976260	06/01/1991	WILLIAM PENN LIFE INS CO OF NY	NY	CO/I	OL	2,210,790	57,519	2,593	940		
66230	13-1976260	02/01/2000	WILLIAM PENN LIFE INS CO OF NY	NY	YRT/I	OL	1,089,755	18,784	9,369	50,742		
66230	13-1976260	08/01/2000	WILLIAM PENN LIFE INS CO OF NY	NY	CO/I	XXL	2,604,750	66,139	3,382	5,702		
66230	13-1976260	11/01/2000	WILLIAM PENN LIFE INS CO OF NY	NY	CO/I	XXL	310,000	9,255	(3,284)	190		
66230	13-1976260	01/01/2005	WILLIAM PENN LIFE INS CO OF NY	NY	YRT/I	OL	2,869,570	69,747	20,687	24,157		
66230	13-1976260	01/01/2005	WILLIAM PENN LIFE INS CO OF NY	NY	YRT/I	XXXLO	377,812	9,183	2,724	3,180		
66230	13-1976260	05/01/2007	WILLIAM PENN LIFE INS CO OF NY	NY	YRT/I	OL	2,985,972	12,269	67,884	10,021		
60704	94-1516991	05/01/1974	WILTON REASSUR LIFE CO OF NY	NY	YRT/I	OL	0	0	0	(618)		
57320	47-0339250	01/01/2006	WOODMEN WORLD LIFE INS SOC	NE	YRT/I	OL	59,750,077	5,981	202,003	57,809		
57320	47-0339250	01/01/2006	WOODMEN WORLD LIFE INS SOC	NE	YRT/I	XXXLO	226,555,644	22,678	765,941	219,198		
57320	47-0339250	01/01/2013	WOODMEN WORLD LIFE INS SOC	NE	YRT/I	OL	318,881,547	428,749	552,019	228,473		
57320	47-0339250	01/01/2013	WOODMEN WORLD LIFE INS SOC	NE	YRT/I	XXXLO	496,031,883	666,934	858,686	355,397		
57290	11-1488600	01/01/1989	WORKMENS BENEFIT FUND OF THE USA	NY	OTH/I	OL	5,502,693	1,051,935	51,307	21,738		
57290	11-1488600	03/01/1991	WORKMENS BENEFIT FUND OF THE USA	NY	YRT/I	OL	1,457,533	95	3,202	1,518		
80055	86-0265010	01/01/2023	WYSH LIFE AND HEALTH INS CO	WI	OTH/G	OL			3,705			
90557	36-3050975	01/01/1982	ZURICH AMER LIFE INS CO	IL	OTH/I	OL	11,963,682	16,126	333,053	62,707		

ANNUAL STATEMENT FOR THE YEAR 2023 OF THE General Re Life Corporation

**SCHEDULE S - PART 1 - SECTION 1**

Reinsurance Assumed Life Insurance, Annuities, Deposit Funds and Other Liabilities Without Life or Disability Contingencies, and Related Benefits Listed by Reinsured Company as of December 31, Current Year

1 NAIC Company Code	2 ID Number	3 Effective Date	4 Name of Reinsured	5 Domiciliary Jurisdiction	6 Type of Reinsurance Assumed	7 Type of Business Assumed	8 Amount of In Force at End of Year	9 Reserve	10 Premiums	11 Reinsurance Payable on Paid and Unpaid Losses	12 Modified Coinsurance Reserve	13 Funds Withheld Under Coinsurance
90557	36-3050975	01/01/1998	ZURICH AMER LIFE INS CO	IL	YRT/I	OL	15,031,502	2,816,103	97,227	39,598		
90557	36-3050975	08/01/2014	ZURICH AMER LIFE INS CO	IL	YRT/I	OL	39,966,059	36,234	286,287	35,011		
0899999. General Account - U.S. Non-Affiliates							322,261,993,652	1,160,150,203	598,171,516	277,030,157	941,840	0
00000	AA-3190974	01/01/1997	ADVANTAGE INTL LIFE BERMUDA LTD	BMJ	YRT/I	OL	8,493,069		26,338	28,138		
00000	AA-3770207	04/01/2014	ADVANTAGE LIFE & ANNUITY CO SPC	CYM	YRT/I	OL	13,382,319		230,795	33,594		
00000	AA-1560152	06/06/2020	ASSUMPTION MUTUAL LIFE INS CO	CAN	YRT/I	OL	25,559,310	208,101	6,456	1,019		
00000	AA-1560152	07/05/2021	ASSUMPTION MUTUAL LIFE INS CO	CAN	YRT/I	OL	9,856,362	1,575,160	56,635	10,301		
00000	AA-1560152	07/05/2021	ASSUMPTION MUTUAL LIFE INS CO	CAN	YRT/I	OL	31,386,633	7,689,697	154,157	57,633		
00000	AA-1560152	01/04/2022	ASSUMPTION MUTUAL LIFE INS CO	CAN	YRT/I	OL	450,246,171	8,839,367	147,929	23,351		
00000	AA-1560152	01/04/2022	ASSUMPTION MUTUAL LIFE INS CO	CAN	YRT/I	OL	2,247,043	1,339	4,513	729		
00000	AA-1560390	06/14/1972	AVIVA INS CO OF CANADA	CAN	OTH/I	OL	1,344,578	6,691	43,547	3,697		
00000	AA-3160132	02/01/1975	CANADA LIFE ASSURANCE COMPANY	BRB	YRT/I	OL	187,997	87,421	43,458	4,381		
00000	AA-1560122	04/05/2021	CANADA LIFE ASSURANCE COMPANY	CAN	YRT/I	OL			(14,638)			
00000	AA-1560122	04/05/2021	CANADA LIFE ASSURANCE COMPANY	CAN	OTH/I	OL	25,371,764	3,103,087	35,321	5,576		
00000	AA-1560122	07/12/2021	CANADA LIFE ASSURANCE COMPANY	CAN	YRT/I	OL	366,724,398	75,174,365	244,950	38,665		
00000	AA-1560122	10/10/2023	CANADA LIFE ASSURANCE COMPANY	CAN	YRT/I	OL	1,688,505,222	45,469,234	596,176	766,403		
00000	AA-1560122	04/01/2021	CANADA LIFE ASSURANCE COMPANY	CAN	YRT/I	OL			7,817			
00000	AA-1560122	10/10/2023	CANADA LIFE ASSURANCE COMPANY	CAN	YRT/I	OL	179,702,372	5,914,118	58,787	9,280		
00000	AA-1560122	10/10/2023	CANADA LIFE ASSURANCE COMPANY	CAN	YRT/I	OL	1,511,134	267,520	1,594	252		
00000	AA-1560122	10/10/2023	CANADA LIFE ASSURANCE COMPANY	CAN	YRT/I	OL						
00000	AA-1560037	09/01/2021	CANADIAN PREMIER LIFE INSURANCE CO	CAN	CO/I	OL	3,029,464	174,267	161,202	31,072		
00000	AA-1560037	09/20/2021	CANADIAN PREMIER LIFE INSURANCE CO	CAN	OTH/I	OL	5,139,751,482	3,143,979	2,514,042	1,499,340		
00000	AA-1560037	04/03/2023	CANADIAN PREMIER LIFE INSURANCE CO	CAN	CO/I	OL	276,518,612	2,149,766	310,232	251,501		
00000	AA-3190723	08/01/1995	CITICORP INTL INS CO LTD	BMJ	YRT/I	OL	37,244,060	89,766	122,610	114,272		
00000	AA-3190836	08/01/2016	CROWN GLOBAL LIFE INS (BERMUDA)	BMJ	YRT/I	OL	187,793,852		163,226	29,885		
00000	AA-3191453	03/01/2003	PROVIDENCE LIFE ASSUR CO (BERMUDA) LTD	BMJ	YRT/I	OL	9,899,888	5,941	179,876	10,843		
00000	AA-3190980	01/01/2011	EVERGREEN LIFE LTD	BMJ	YRT/I	OL	66,024,869		91,173	9,120		
00000	AA-3130000	01/01/2006	FIVE OCEANS LIFE INS CO SAC LTD	BHS	YRT/I	OL	18,900,000	1,208	69,930	13,811		
00000	AA-1560440	08/18/1993	HARTFORD INS CO OF CANADA	CAN	YRT/I	OL	71,126	296	339	29		
00000	AA-1560537	08/03/2020	INDUSTRIAL ALLIANCE INS & FIN SV QC	CAN	OTH/I	OL	225,212,619	23,715,297	146,798	23,173		
00000	AA-1560070	08/02/1973	INDUSTRIAL ALLIANCE PACIFIC INS	CAN	OTH/I	OL	1,967,427	155,015	73,595	9,139		
00000	AA-3390000	01/01/2007	KARLSBERG INTL INS CORP LTD	BLZ	YRT/I	OL	10,395,894	667	73,247	26,748		
00000	AA-3191191	09/01/2017	LOMBARD INTL LIFE LTD	BMJ	YRT/I	OL	45,000,000	65,709	157,329	29,964		
00000	AA-1561007	05/01/1980	MANUFACTURERS LIFE INS CO	CAN	OTH/I	OL	3,621,752	151,256	53,322	6,263		
00000	AA-1561007	12/28/1976	MANUFACTURERS LIFE INS CO	CAN	YRT/I	OL	645,050	32,922	654,246	3,374,475		
00000	AA-1561007	08/10/2021	MANUFACTURERS LIFE INS CO	CAN	YRT/I	OL	1,099,691,970	158,943,543	560,427	2,264,156		
00000	AA-3190831	06/01/2010	MIRI LIFE LTD	BMJ	YRT/I	OL	5,578,212		36,814	7,769		
00000	AA-1560001	01/01/1973	OPTIMUM REASSUR CO INC	CAN	YRT/I	OL	1,657,259	308,030	55,319	8,699		
00000	AA-1560188	02/01/1984	RGA LIFE REINS CO OF CANADA	CAN	YRT/I	OL	2,356,923	77,771	68,652	8,516		
00000	AA-1830000	11/01/2010	SOUTH PAC LIFE INS LTD	COK	YRT/I	OL	27,795,003		194,553	20,233		
00000	AA-1561039	01/01/1982	SUN LIFE ASSUR CO OF CANADA	CAN	YRT/I	OL	11,517,760	365,998	600,903	1,217,330		
00000	AA-1561039	03/01/1971	SUN LIFE ASSUR CO OF CANADA	CAN	YRT/I	OL	24,910	5,876	2,387	134		
00000	AA-1561039	01/01/1982	SUN LIFE ASSUR CO OF CANADA	CAN	YRT/I	OL	30,279,977	273,947	537,411	49,199		
00000	AA-1561039	04/01/1993	SUN LIFE ASSUR CO OF CANADA	CAN	YRT/I	OL	224,334	2,326	9,977	1,572		
00000	AA-1561039	01/01/1996	SUN LIFE ASSUR CO OF CANADA	CAN	YRT/I	OL	50,748,101	589,690	225,165	47,938		
00000	AA-1561039	01/01/1997	SUN LIFE ASSUR CO OF CANADA	CAN	YRT/I	OL	22,029		(1,169)	574		
00000	AA-1561039	04/01/1993	SUN LIFE ASSUR CO OF CANADA	CAN	YRT/I	OL	1,486,065	15,406	17,813	3,238		
00000	AA-1561039	01/01/1998	SUN LIFE ASSUR CO OF CANADA	CAN	YRT/I	OL	2,463,252	8,513	182,867	25,432		
00000	AA-1561039	01/01/2011	SUN LIFE ASSUR CO OF CANADA	CAN	OTH/G	OL	2,140,445,701	885,861	4,957,833	3,657,338		
00000	AA-1561039	01/01/2011	SUN LIFE ASSUR CO OF CANADA	CAN	OTH/G	OL		109,793				
00000	AA-1561039	06/15/2020	SUN LIFE ASSUR CO OF CANADA	CAN	YRT/I	OL	50,287,358	18,588,054	47,257	7,460		
00000	AA-1561039	02/01/2021	SUN LIFE ASSUR CO OF CANADA	CAN	YRT/I	OL	193,502,381	5,244,455	87,554	28,183		
00000	AA-1561039	02/01/2021	SUN LIFE ASSUR CO OF CANADA	CAN	YRT/I	OL	9,629,603,532	199,741,991	3,047,454	2,965,346		
00000	AA-1561039	02/01/2021	SUN LIFE ASSUR CO OF CANADA	CAN	YRT/I	OL	1,242,197,909	410,600,080	501,603	105,227		
00000	AA-1561039	02/01/2021	SUN LIFE ASSUR CO OF CANADA	CAN	YRT/I	OL	22,187,782	394,330	7,245	1,616		
00000	AA-1561039	02/01/2021	SUN LIFE ASSUR CO OF CANADA	CAN	YRT/I	OL	100,373,410	2,998,210	16,665	2,988		
00000	AA-1560112	10/01/2021	TEACHERS LIFE INSURANCE SOCIETY	CAN	YRT/I	OL	147,967,158	1,479,640	18,005	2,842		

ANNUAL STATEMENT FOR THE YEAR 2023 OF THE General Re Life Corporation

**SCHEDULE S - PART 1 - SECTION 1**

Reinsurance Assumed Life Insurance, Annuities, Deposit Funds and Other Liabilities Without Life or Disability Contingencies, and Related Benefits Listed by Reinsured Company as of December 31, Current Year

1 NAIC Company Code	2 ID Number	3 Effective Date	4 Name of Reinsured	5 Domiciliary Jurisdiction	6 Type of Reinsurance Assumed	7 Type of Business Assumed	8 Amount of In Force at End of Year	9 Reserve	10 Premiums	11 Reinsurance Payable on Paid and Unpaid Losses	12 Modified Coinsurance Reserve	13 Funds Withheld Under Coinsurance
00000	AA-1560112	01/01/2022	TEACHERS LIFE INSURANCE SOCIETY	CAN	YRT/I	OL						
00000	AA-1560112	01/03/2023	TEACHERS LIFE INSURANCE SOCIETY	CAN	CO/I	OL	759,279	8,808	36,149	5,706		
00000	AA-1560112	04/03/2023	TEACHERS LIFE INSURANCE SOCIETY	CAN	CO/I	OL	6,462,525	985,132	142,124	22,434		
00000	AA-1560112	06/01/2023	TEACHERS LIFE INSURANCE SOCIETY	CAN	CO/I	OL	194,158,161	48,801	95,602	15,091		
00000	AA-1560112	04/25/2023	TEACHERS LIFE INSURANCE SOCIETY	CAN	YRT/I	OL			592	112		
00000	AA-3190868	10/02/2006	TRANSAMERICA LIFE (BERMUDA) LTD	BMU	YRT/I	OL	41,635,946	344,439	476,571	83,189		
0999999. General Account - Non-U.S. Non-Affiliates							23,834,021,404	980,042,883	18,340,775	16,964,976	0	0
1099999. Total General Account - Non-Affiliates							346,096,015,056	2,140,193,086	616,512,291	293,995,133	941,840	0
1199999. Total General Account							418,679,966,056	2,480,763,826	843,086,047	416,068,499	1,803,880	0
1499999. Total Separate Accounts - U.S. Affiliates							0	0	0	0	0	0
1799999. Total Separate Accounts - Non-U.S. Affiliates							0	0	0	0	0	0
1899999. Total Separate Accounts - Affiliates							0	0	0	0	0	0
2199999. Total Separate Accounts - Non-Affiliates							0	0	0	0	0	0
2299999. Total Separate Accounts							0	0	0	0	0	0
2399999. Total U.S. (Sum of 0399999, 0899999, 1499999 and 1999999)							322,311,691,652	1,182,484,718	598,723,005	277,572,095	1,803,880	0
2499999. Total Non-U.S. (Sum of 0699999, 0999999, 1799999 and 2099999)							96,368,274,404	1,298,279,108	244,363,042	138,496,404	0	0
9999999 - Totals							418,679,966,056	2,480,763,826	843,086,047	416,068,499	1,803,880	0

ANNUAL STATEMENT FOR THE YEAR 2023 OF THE General Re Life Corporation

**SCHEDULE S - PART 1 - SECTION 2**

Reinsurance Assumed Accident and Health Insurance Listed by Reinsured Company as of December 31, Current Year

1	2	3	4	5	6	7	8	9	10	11	12	13
NAIC Company Code	ID Number	Effective Date	Name of Reinsured	Domiciliary Jurisdiction	Type of Reinsurance Assumed	Type of Business Assumed	Premiums	Unearned Premiums	Reserve Liability Other Than for Unearned Premiums	Reinsurance Payable on Paid and Unpaid Losses	Modified Coinsurance Reserve	Funds Withheld Under Coinsurance
97764	06-1053475	07/01/1990	IDEALIFE INS CO	CT	QA/I	MS	76,115	28,200	0	18,547		
97764	06-1053475	01/01/2009	IDEALIFE INS CO	CT	QA/I	MS	59,404	6,900	0	6,050		
38962	06-1024360	01/01/1999	GENESIS INS CO	DE	QA/I	LTC	107,320	13,519	12,128,871	300,192		
34274	47-0591908	09/01/2011	CENTRAL STATES IND CO OF OMAHA	NE	QA/I	MS	19,501,030	1,567,500	904,500	3,889,700		
0299999. U.S. Affiliates - Other							19,743,869	1,616,119	13,033,371	4,214,489	0	0
0399999. Total - U.S. Affiliates							19,743,869	1,616,119	13,033,371	4,214,489	0	0
00000	AA-1930033	11/01/2017	GENERAL RE LIFE AUSTRALIA, LTD	AUS	QA/I	OH	66,221,800		312,214,360	90,941,177		285,220,402
00000	AA-1990120	01/01/2021	GENERAL REINSURANCE AFRICA, LTD	ZAF	OTH/G	OH	4,087,108		26,103	1,251,608		
00000	AA-1990120	01/01/2021	GENERAL REINSURANCE AFRICA, LTD	ZAF	OTH/I	OH	8,078,424		7,744	2,259,045		
0599999. Non-U.S. Affiliates - Other							78,387,332	0	312,248,207	94,451,830	0	285,220,402
0699999. Total - Non-U.S. Affiliates							78,387,332	0	312,248,207	94,451,830	0	285,220,402
0799999. Total - Affiliates							98,131,201	1,616,119	325,281,578	98,666,319	0	285,220,402
60054	06-6033492	08/01/2002	AETNA LIFE INS CO	CT	OTH/G	LTDI	0	0	5,906	3,123		
60410	73-0714500	08/01/1999	AMERICAN FIDELITY ASSUR CO	OK	QA/I	LTC	1,225,043	299,096	19,399,477	1,518,249		
60410	73-0714500	07/01/2000	AMERICAN FIDELITY ASSUR CO	OK	QA/I	LTC	0	0	29,292	6,585		
60410	73-0714500	01/01/2008	AMERICAN FIDELITY ASSUR CO	OK	OTH/G	LTDI	0	0	221,529	4,271		
60410	73-0714500	02/01/1997	AMERICAN FIDELITY ASSUR CO	OK	OTH/G	OH	0	0	0	45,500		
60488	25-0598210	12/01/1992	AMERICAN GEN LIFE INS CO	TX	OTH/G	OH	0	0	0	143,549		
60488	25-0598210	12/01/1992	AMERICAN GEN LIFE INS CO	TX	OTH/G	OH	0	0	0	6,209		
60534	59-0781901	02/01/1995	AMERICAN HERITAGE LIFE INS CO	FL	QA/I	LTC	433,011	69,381	11,372,910	1,131,435		
60534	59-0781901	01/01/2002	AMERICAN HERITAGE LIFE INS CO	FL	QA/I	LTDI	281,309	106,711	1,380,203	190,900		
60534	59-0781901	01/01/1998	AMERICAN HERITAGE LIFE INS CO	FL	QA/I	LTC	35,774	2,289	914,987	130,799		
60534	59-0781901	07/01/2002	AMERICAN HERITAGE LIFE INS CO	FL	OTH/G	LTDI	110,099	0	1,210,432	61,388		
60739	74-0484030	07/01/1998	AMERICAN NATL INS CO	TX	OTH/G	OH	0	0	0	63,735		
60739	74-0484030	07/01/1998	AMERICAN NATL INS CO	TX	OTH/G	OH	0	0	0	1,260		
80624	13-1851754	07/01/1995	AMERICAN PROGRESSIVE L&H INS OF NY	NY	QA/I	LTC	196,864	37,549	4,125,557	457,435		
80624	13-1851754	12/01/1998	AMERICAN PROGRESSIVE L&H INS OF NY	NY	QA/I	LTC	131,106	23,008	2,869,424	365,095		
80624	13-1851754	05/01/1999	AMERICAN PROGRESSIVE L&H INS OF NY	NY	OTH/I	LTC	3,539	5,349	2,550,091	194,403		
80624	13-1851754	07/01/1995	AMERICAN PROGRESSIVE L&H INS OF NY	NY	OTH/I	LTC	25,717	4,020	2,303,180	153,089		
80624	13-1851754	05/01/1999	AMERICAN PROGRESSIVE L&H INS OF NY	NY	OTH/I	LTC	7,637	2,121	206,170	23,488		
80624	13-1851754	05/01/1999	AMERICAN PROGRESSIVE L&H INS OF NY	NY	QA/I	LTC	79,721	20,537	1,441,132	90,064		
80624	13-1851754	06/01/2000	AMERICAN PROGRESSIVE L&H INS OF NY	NY	QA/I	LTC	92,552	23,032	1,657,790	117,434		
80624	13-1851754	05/01/1993	AMERICAN PROGRESSIVE L&H INS OF NY	NY	QA/I	MS	854,851	67,400	46,300	148,754		
80624	13-1851754	07/01/1994	AMERICAN PROGRESSIVE L&H INS OF NY	NY	OTH/I	SD	3,533	0	32,626	450		
60801	64-0349942	06/01/1996	AMERICAN PUBLIC LIFE INS CO	OK	OTH/I	SD	1,371	0	0	174		
60836	42-0113630	07/01/2019	AMERICAN REPUBLIC INS CO	IA	QA/I	MS	17,676,420	565,500	716,100	4,964,343		
60836	42-0113630	07/01/2019	AMERICAN REPUBLIC INS CO	IA	QA/I	MS	6,707,656	302,100	267,500	1,778,157		
60836	42-0113630	07/01/2019	AMERICAN REPUBLIC INS CO	IA	QA/I	MS	4,475,264	441,900	964,900	1,242,441		
60836	42-0113630	07/01/2019	AMERICAN REPUBLIC INS CO	IA	QA/I	MS	2,618,170	168,200	679,200	620,891		
60836	42-0113630	07/01/2019	AMERICAN REPUBLIC INS CO	IA	QA/I	MS	962,992	49,700	0	297,093		
60895	35-0145825	07/01/2004	AMERICAN UNITED LIFE INS CO	IN	OTH/G	LTDI	0	0	402,477	14,611		
60895	35-0145825	07/01/2012	AMERICAN UNITED LIFE INS CO	IN	OTH/G	LTDI	0	0	0	35,000		
61999	35-0810610	07/01/2000	AMERICO FIN LIFE & ANN INS CO	TX	QA/I	LTDI	769,978	349,089	3,039,420	317,928		
61301	47-0098400	01/01/2011	AMERITAS LIFE INS CORP	NE	OTH/I	LTDI	11,842,915	4,793,351	38,342,547	6,252,458		
61301	47-0098400	01/01/1999	AMERITAS LIFE INS CORP	NE	QA/I	LTDI	7,248,408	3,378,021	44,398,645	3,697,236		
61301	47-0098400	01/15/2010	AMERITAS LIFE INS CORP	NE	OTH/I	LTDI	2,418,773	1,109,831	14,207,896	1,350,092		
61301	47-0098400	01/01/2011	AMERITAS LIFE INS CORP	NE	QA/I	LTDI	3,905,332	1,523,653	8,311,575	1,331,751		
61301	47-0098400	01/01/2019	AMERITAS LIFE INS CORP	NE	OTH/I	LTDI	3,272,647	1,183,419	8,190,154	1,085,007		
61301	47-0098400	11/01/2000	AMERITAS LIFE INS CORP	NE	QA/I	LTDI	291,721	171,861	1,968,884	166,657		
61301	47-0098400	01/15/2010	AMERITAS LIFE INS CORP	NE	QA/I	LTDI	156,381	85,533	1,268,683	80,387		
61301	47-0098400	10/01/2012	AMERITAS LIFE INS CORP	NE	QA/I	LTDI	96,390	43,559	190,604	51,839		
61301	47-0098400	10/01/2022	AMERITAS LIFE INS CORP	NE	QA/I	LTDI	308,329	0	0	65,000		
61301	47-0098400	10/01/2022	AMERITAS LIFE INS CORP	NE	QA/I	LTDI	148,005	0	0	15,000		
60033	13-3758127	01/01/2011	AMERITAS LIFE INS CORP OF NY	NY	OTH/I	LTDI	906,141	383,592	4,120,763	535,101		
60033	13-3758127	01/01/2019	AMERITAS LIFE INS CORP OF NY	NY	OTH/I	LTDI	296,283	148,084	1,069,834	91,327		
60033	13-3758127	01/01/2011	AMERITAS LIFE INS CORP OF NY	NY	QA/I	LTDI	202,378	54,256	1,064,895	60,003		

ANNUAL STATEMENT FOR THE YEAR 2023 OF THE General Re Life Corporation

**SCHEDULE S - PART 1 - SECTION 2**

Reinsurance Assumed Accident and Health Insurance Listed by Reinsured Company as of December 31, Current Year

1	2	3	4	5	6	7	8	9	10	11	12	13
NAIC Company Code	ID Number	Effective Date	Name of Reinsured	Domiciliary Jurisdiction	Type of Reinsurance Assumed	Type of Business Assumed	Premiums	Unearned Premiums	Reserve Liability Other Than for Unearned Premiums	Reinsurance Payable on Paid and Unpaid Losses	Modified Coinsurance Reserve	Funds Withheld Under Coinsurance
60033	13-3758127	04/01/2013	AMERITAS LIFE INS CORP OF NY	NY	QA/I	LTDI	21,060	8,722	64,289	11,184		
62825	95-4331852	10/01/1997	ANTHEM BLUE CROSS LIFE & HLTH INS	CA	QA/I	LTC	36,213	0	0	0		
62825	95-4331852	04/01/2003	ANTHEM BLUE CROSS LIFE & HLTH INS	CA	QA/I	LTC	1,979	0	0	0		
00000	AA-9995012	04/01/1998	ASSOCIATED ACCIDENT & HLTH REINS	PA	OTH/G	OH	0	0	0	6,481,459		
00000	AA-9995012	01/01/1991	ASSOCIATED ACCIDENT & HLTH REINS	PA	OTH/G	OH	0	0	0	1,349,905		
00000	AA-9995012	04/01/1996	ASSOCIATED ACCIDENT & HLTH REINS	PA	OTH/G	OH	0	0	0	919,090		
00000	AA-9995012	01/01/1991	ASSOCIATED ACCIDENT & HLTH REINS	PA	OTH/G	OH	0	0	0	128,590		
00000	AA-9995012	07/01/1997	ASSOCIATED ACCIDENT & HLTH REINS	PA	OTH/G	OH	0	0	0	22,500		
71439	38-1843471	07/12/2010	ASSURITY LIFE INS CO	NE	QA/I	LTDI	2,536,653	106,772	6,659,119	1,569,551		
71439	38-1843471	03/01/2001	ASSURITY LIFE INS CO	NE	QA/I	LTDI	509,605	21,151	3,468,601	420,335		
71439	38-1843471	01/01/2001	ASSURITY LIFE INS CO	NE	QA/I	LTDI	260,651	10,491	882,498	316,533		
71439	38-1843471	04/01/2002	ASSURITY LIFE INS CO	NE	QA/I	LTDI	29,998	1,314	378,150	163,461		
71439	38-1843471	05/01/2008	ASSURITY LIFE INS CO	NE	OTH/I	SD	62,642	0	316,449	10,242		
71439	38-1843471	03/01/2001	ASSURITY LIFE INS CO	NE	QA/I	LTDI	3,375	137	84,854	42,206		
71439	38-1843471	06/01/2019	ASSURITY LIFE INS CO	NE	OTH/I	SD	45,474	0	69,421	6,785		
71439	38-1843471	01/01/2002	ASSURITY LIFE INS CO	NE	QA/I	LTDI	7,433	298	32,100	54,143		
71439	38-1843471	01/01/2002	ASSURITY LIFE INS CO	NE	QA/I	LTDI	2,230	80	40,340	50,573		
71439	38-1843471	04/01/2022	ASSURITY LIFE INS CO	NE	QA/I	LTDI	8,142	0	1,499	24,865		
71439	38-1843471	12/20/2008	ASSURITY LIFE INS CO	NE	QA/I	SD	2,056	0	15,751	236		
71439	38-1843471	01/01/2006	ASSURITY LIFE INS CO	NE	OTH/G	LTDI	173,469	0	691,748	85,833		
71439	38-1843471	01/01/2003	ASSURITY LIFE INS CO	NE	OTH/G	A	343,633	0	0	147,423		
71439	38-1843471	01/01/2003	ASSURITY LIFE INS CO	NE	OTH/G	A	203,635	0	0	74,893		
71439	38-1843471	01/01/2003	ASSURITY LIFE INS CO	NE	OTH/G	A	35,655	0	0	13,031		
71439	38-1843471	01/01/2006	ASSURITY LIFE INS CO	NE	OTH/G	A	20,639	0	0	1,324		
71439	38-1843471	12/01/2002	ASSURITY LIFE INS CO	NE	OTH/G	A	1,559	0	0	528		
15940	47-3642356	02/01/2017	ASSURITY LIFE INS CO OF NY	NY	QA/I	LTDI	88,111	3,758	361,895	59,061		
61212	52-0236900	04/01/2011	BALTIMORE LIFE INS CO	MD	QA/I	SD	56,227	0	150,433	11,211		
61239	58-0658963	01/01/2016	BANKERS FIDELITY LIFE INS CO	GA	QA/I	MS	55,933,699	800,500	4,092,300	16,584,159		
81043	59-1460067	05/01/2000	BANKERS LIFE INS CO	NC	OTH/G	A	0	0	3,400	0		
71714	75-1277524	01/01/2005	BERKSHIRE LIFE INS CO OF AMER	MA	QA/I	LTDI	75,008	32,334	350,630	96,159		
76694	23-2044256	07/01/1994	CANADA LIFE REINS CO	PA	OTH/G	OH	(2)	0	0	6,000		
57347	74-0548665	01/01/2018	CATHOLIC LIFE INS	TX	QA/I	MS	543,412	0	0	163,529		
57487	36-0879870	12/01/2022	CATHOLIC ORDER OF FORESTERS	IL	QA/I	LTDI	12,745	1,577	0	3,365		
80799	06-0641618	10/01/1997	CELTIC INS CO	IL	QA/I	MS	2,582,165	390,300	433,867	831,753		
80799	06-0641618	07/01/1996	CELTIC INS CO	IL	QA/I	MS	260,184	0	0	0		
80799	06-0641618	07/01/1996	CELTIC INS CO	IL	QA/I	MS	246,088	0	0	0		
61751	47-0123035	01/01/2005	CENTRAL STATES H & L CO OF OMAHA	NE	QA/I	MS	5,862,302	717,800	273,800	1,086,556		
61859	74-0483480	12/31/1998	CHRISTIAN FIDELITY LIFE INS CO	TX	QA/I	MS	34,955	100	1,500	6,110		
76236	31-1213778	07/01/1999	CINCINNATI LIFE INS CO	OH	QA/G	LTC	1,565,383	546,045	43,686,052	1,688,921		
84786	84-0674027	03/01/2004	COLORADO BANKERS LIFE INS CO	NC	QA	SD	374,085	10,720	521,369	299,176		
00000	AA-9995114	10/01/1996	COMP RE FACILITY	PA	OTH/G	OH	0	0	0	921,545		
00000	AA-9995114	09/01/1997	COMP RE FACILITY	PA	OTH/G	OH	0	0	0	592,231		
77828	57-0523959	01/01/2020	COMPANION LIFE INS CO	SC	QA/I	MS	7,347,752	323,100	1,071,800	1,476,591		
71404	47-0463747	10/01/1995	CONTINENTAL GEN INS CO	TX	QA/I	LTDI	2,666	154	9,605	2,032		
62553	37-0808781	04/01/2002	COUNTRY LIFE INS CO	IL	QA/I	LTDI	906,478	37,264	4,343,555	732,253		
62553	37-0808781	01/01/1999	COUNTRY LIFE INS CO	IL	QA/I	LTDI	201,258	8,354	393,599	246,290		
62553	37-0808781	07/01/2006	COUNTRY LIFE INS CO	IL	OTH/G	LTDI	569,472	0	1,397,441	258,635		
14188	45-2784935	11/01/2015	DAKOTA CAPITAL LIFE INS CO	ND	OTH/G	A	7,532	0	0	4,446		
26921	22-2005057	01/01/2021	EVEREST REINSURANCE COMPANY	DE	QA/I	MS	7,900,595	0	0	2,810,859		
26921	22-2005057	04/01/2022	EVEREST REINSURANCE COMPANY	DE	OTH/G	LTDI	4,151,732	1,579,521	0	0		
26921	22-2005057	04/01/2022	EVEREST REINSURANCE COMPANY	DE	OTH/G	LTDI	462,080	131,991	0	722,539		
26921	22-2005057	07/22/2022	EVEREST REINSURANCE COMPANY	DE	OTH/G	LTDI	86,485	0	0	0		
63274	52-6033321	07/01/2003	FIDELITY & GUAR LIFE INS CO	IA	QA/I	LTDI	713,021	279,944	3,935,296	575,184		
71870	43-0949844	12/01/1993	FIDELITY SECURITY LIFE INS CO	MO	OTH/G	LTDI	58,394	10,358	92,744	27,383		
69140	04-1867050	01/01/1997	FIRST ALLMERICA FIN LIFE INS CO	MA	OTH/G	OH	0	0	0	(12,674)		
62324	61-1096685	01/01/2007	FREEDOM LIFE INS CO OF AMER	TX	QA/I	SD	363	0	6,138	42		
65536	54-0283385	06/01/2005	GENWORTH LIFE & ANN INS CO	VA	QA/I	LTDI	1,971	0	0	1,000		

ANNUAL STATEMENT FOR THE YEAR 2023 OF THE General Re Life Corporation

**SCHEDULE S - PART 1 - SECTION 2**

Reinsurance Assumed Accident and Health Insurance Listed by Reinsured Company as of December 31, Current Year

1	2	3	4	5	6	7	8	9	10	11	12	13
NAIC Company Code	ID Number	Effective Date	Name of Reinsured	Domiciliary Jurisdiction	Type of Reinsurance Assumed	Type of Business Assumed	Premiums	Unearned Premiums	Reserve Liability Other Than for Unearned Premiums	Reinsurance Payable on Paid and Unpaid Losses	Modified Coinsurance Reserve	Funds Withheld Under Coinsurance
70025	91-6027719	01/01/2003	GENWORTH LIFE INS CO	DE	QA/I	LTC	52,561,596	5,586,664	506,802,596	27,948,821		
72990	22-2882416	01/01/2003	GENWORTH LIFE INS CO OF NY	NY	QA/I	LTC	4,332,048	380,715	36,269,919	1,324,756		
70939	13-2611847	09/30/1993	GERBER LIFE INS CO	NY	QA/G	LTC	42,602	1,221	1,067,221	53,731		
70939	13-2611847	04/01/1997	GERBER LIFE INS CO	NY	QA/G	LTC	19,775	0	267,145	4,000		
70939	13-2611847	04/01/1997	GERBER LIFE INS CO	NY	OTH/G	LTC	110	0	4,810	0		
70939	13-2611847	09/30/1993	GERBER LIFE INS CO	NY	OTH/G	LTC	298	0	1,080	0		
70939	13-2611847	01/01/1994	GERBER LIFE INS CO	NY	OTH/G	OH	(397)	0	0	0		
63312	13-1935920	07/01/2000	GREAT AMER LIFE INS CO	OH	QA/I	LTDI	7,119	1,780	24,249	4,560		
90212	74-2058261	07/01/2000	GREAT SOUTHERN LIFE INS CO	TX	QA/I	LTDI	92,228	37,040	430,337	43,335		
64211	36-1174500	07/01/2015	GUARANTEE TRUST LIFE INS CO	IL	QA/I	MS	9,411,493	226,400	990,600	4,404,281		
64211	36-1174500	01/01/2007	GUARANTEE TRUST LIFE INS CO	IL	QA/I	MS	2,888,813	429,100	60,100	577,153		
64580	37-0344290	05/01/2011	ILLINOIS MUT LIFE INS CO	IL	QA/I	LTDI	2,318,899	796,518	6,529,804	1,272,379		
64580	37-0344290	11/01/2000	ILLINOIS MUT LIFE INS CO	IL	QA/I	LTDI	1,170,512	435,098	8,266,617	581,850		
64580	37-0344290	07/01/2014	ILLINOIS MUT LIFE INS CO	IL	QA/I	SD	216,594	0	515,422	37,580		
64580	37-0344290	01/01/2002	ILLINOIS MUT LIFE INS CO	IL	OTH/G	A	132,497	0	0	24,455		
65056	38-1659835	10/01/1999	JACKSON NATL LIFE INS CO	MI	QA/I	LTDI	2,318	1,820	6,691	38,369		
65129	44-0308260	01/01/2018	KANSAS CITY LIFE INS CO	MO	QA/G	SD	47,418	0	0	7,917		
68543	25-1093227	05/01/2016	LIBERTY BANKERS LIFE INS CO	OK	QA/I	MS	7,554,460	181,200	0	1,823,110		
65676	35-0472300	01/01/1997	LINCOLN NATL LIFE INS CO	IN	QA/I	LTC	1,684,651	622,009	62,398,129	3,122,098		
65676	35-0472300	10/01/2005	LINCOLN NATL LIFE INS CO	IN	QA/I	LTDI	10,224	4,000	39,739	8,902		
67083	45-0252531	01/01/1997	MANHATTAN NATL LIFE INS CO	OH	QA/G	LTC	62,079	160	2,922,808	96,121		
61883	42-0884060	04/01/2008	MANHATTAN LIFE INS & ANN CO	TX	OTH/I	SD	48,498	0	535,995	9,780		
31119	47-0122200	07/01/2011	MEDICO INS CO	IA	QA/I	MS	9,829,703	410,300	805,900	2,033,627		
31119	47-0122200	04/01/2000	MEDICO INS CO	IA	QA/I	MS	3,051,616	245,600	939,700	723,365		
71412	47-0246511	10/01/1998	MUTUAL OF OMAHA INS CO	NE	QA/I	LTC	4,523,755	897,030	106,984,296	7,080,406		
71412	47-0246511	04/01/1997	MUTUAL OF OMAHA INS CO	NE	QA/I	LTC	357,691	43,490	5,731,320	856,854		
71412	47-0246511	01/01/2001	MUTUAL OF OMAHA INS CO	NE	OTH/G	LTDI	0	0	501,296	0		
93734	43-1240953	05/01/1999	NASSAU LIFE & ANN CO	CT	QA/I	LTC	311,119	121,288	3,512,629	331,247		
93734	43-1240953	05/01/1999	NASSAU LIFE & ANN CO	CT	OTH/I	LTC	43,987	23,746	1,947,958	135,038		
93734	43-1240953	05/01/1999	NASSAU LIFE & ANN CO	CT	QA/I	LTC	21,091	5,729	192,860	51,314		
93734	43-1240953	05/01/1999	NASSAU LIFE & ANN CO	CT	OTH/I	LTC	594	3,328	107,295	13,197		
93734	43-1240953	05/01/1999	NASSAU LIFE & ANN CO	CT	QA/I	LTC	278,946	38,902	5,906,627	441,172		
93734	43-1240953	05/01/1999	NASSAU LIFE & ANN CO	CT	OTH/I	LTC	48,559	7,561	4,860,802	208,037		
93734	43-1240953	10/01/1996	NASSAU LIFE & ANN CO	CT	QA/I	LTC	105,266	19,634	1,590,324	126,000		
93734	43-1240953	07/01/1996	NASSAU LIFE & ANN CO	CT	QA/I	MS	1,827,046	330,700	61,000	325,965		
93734	43-1240953	01/01/1997	NASSAU LIFE & ANN CO	CT	QA/I	MS	1,932,179	324,400	2,200	228,228		
93734	43-1240953	10/01/1996	NASSAU LIFE & ANN CO	CT	QA/I	LTC	24,360	989	122,745	78,346		
93734	43-1240953	10/01/1996	NASSAU LIFE & ANN CO	CT	OTH/I	LTC	4,904	92	2,864	31,058		
93734	43-1240953	07/01/1996	NASSAU LIFE & ANN CO	CT	QA/I	MS	203,145	0	0	0		
93734	43-1240953	09/01/2001	NASSAU LIFE & ANN CO	CT	QA/I	MS	151,369	0	0	0		
93734	43-1240953	01/01/2000	NASSAU LIFE & ANN CO	CT	QA/I	LTC	2,377	66	28,164	4,469		
93734	43-1240953	07/01/1995	NASSAU LIFE & ANN CO	CT	QA/I	LTC	2,072	38	5,638	2,025		
93734	43-1240953	07/01/1995	NASSAU LIFE & ANN CO	CT	OTH/I	LTC	180	8	1,041	200		
93734	43-1240953	01/01/1995	NASSAU LIFE & ANN CO	CT	QA/I	MS	(2,775)	100	1,300	4,383		
93734	43-1240953	05/01/1999	NASSAU LIFE & ANN CO	CT	OTH/I	LTC	34	7	2,481	177		
67814	06-0493340	01/01/1993	NASSAU LIFE INS CO	NY	OTH/G	OH	0	0	0	1,916,942		
68284	48-0557726	01/11/1999	NASSAU LIFE INS CO OF KS	KS	OTH/I	LTC	817,200	144,832	20,653,667	1,698,806		
68284	48-0557726	12/01/1995	NASSAU LIFE INS CO OF KS	KS	QA/I	LTC	86,295	22,256	3,991,314	458,746		
98205	73-1187572	01/01/2007	NATL FOUNDATION LIFE INS CO	TX	OTH/I	SD	505	0	0	58		
66974	36-2428931	02/01/2005	NORTH AMER CO LIFE & HLTH INS	IA	QA/I	LTDI	3,461	3,464	31,027	9,156		
00000	AA-9995107	12/01/1997	OCCUPATIONAL ACCIDENT POOL	IL	OTH/G	OH	0	0	0	5,382,701		
00000	AA-9995107	03/01/1998	OCCUPATIONAL ACCIDENT POOL	IL	OTH/G	OH	0	0	0	4,000,000		
00000	AA-9995107	03/01/1998	OCCUPATIONAL ACCIDENT POOL	IL	OTH/G	OH	0	0	0	3,858,604		
00000	AA-9995107	01/01/1998	OCCUPATIONAL ACCIDENT POOL	IL	OTH/G	OH	0	0	0	1,042,725		
00000	AA-9995107	12/01/1997	OCCUPATIONAL ACCIDENT POOL	IL	OTH/G	OH	0	0	0	713,034		
00000	AA-9995107	07/01/1997	OCCUPATIONAL ACCIDENT POOL	IL	OTH/G	OH	0	0	0	503,221		
00000	AA-9995107	06/15/1997	OCCUPATIONAL ACCIDENT POOL	IL	OTH/G	OH	0	0	0	346,396		



ANNUAL STATEMENT FOR THE YEAR 2023 OF THE General Re Life Corporation

**SCHEDULE S - PART 1 - SECTION 2**

Reinsurance Assumed Accident and Health Insurance Listed by Reinsured Company as of December 31, Current Year

1	2	3	4	5	6	7	8	9	10	11	12	13
NAIC Company Code	ID Number	Effective Date	Name of Reinsured	Domiciliary Jurisdiction	Type of Reinsurance Assumed	Type of Business Assumed	Premiums	Unearned Premiums	Reserve Liability Other Than for Unearned Premiums	Reinsurance Payable on Paid and Unpaid Losses	Modified Coinsurance Reserve	Funds Withheld Under Coinsurance
00000	AA-9995107	12/01/1997	OCCUPATIONAL ACCIDENT POOL	IL	OTH/G	OH	0	0	0	300,000		
00000	AA-9995107	07/25/1997	OCCUPATIONAL ACCIDENT POOL	IL	OTH/G	OH	0	0	0	205,147		
00000	AA-9995107	07/01/1997	OCCUPATIONAL ACCIDENT POOL	IL	OTH/G	OH	0	0	0	122,976		
00000	AA-9995107	07/01/1997	OCCUPATIONAL ACCIDENT POOL	IL	OTH/G	OH	0	0	0	106,185		
89206	31-0962495	09/26/2016	OHIO NATL LIFE ASSUR CORP	OH	QA/I	LTDI	5,797,050	1,807,312	12,837,539	2,772,601		
67172	31-0397080	01/01/1999	OHIO NATL LIFE INS CO	OH	QA/I	LTDI	2,023,742	906,711	14,693,443	1,447,294		
56383	31-4273120	07/01/2000	ORDER OF UNITED COMMERCIAL TRAVEL	OH	QA/I	MS	12,551,098	815,400	372,000	3,105,799		
56383	31-4273120	12/31/1998	ORDER OF UNITED COMMERCIAL TRAVEL	OH	QA/I	MS	2,508,099	259,000	2,991,900	804,221		
56383	31-4273120	06/01/2010	ORDER OF UNITED COMMERCIAL TRAVEL	OH	QA/I	MS	1,296,065	60,400	1,100	387,297		
56383	31-4273120	08/01/2011	ORDER OF UNITED COMMERCIAL TRAVEL	OH	QA	SD	888	0	6,886	102		
76112	86-0216483	09/01/1998	OXFORD LIFE INS CO	AZ	QA/I	MS	107,758	9,100	5,200	49,672		
67539	72-0281240	09/01/2016	PAN AMER LIFE INS CO	LA	QA/I	SD	36,509	0	0	7,419		
67539	72-0281240	01/01/1994	PAN AMER LIFE INS CO	LA	OTH/G	OH	0	0	0	6,719		
61271	42-0127290	07/01/2000	PRINCIPAL LIFE INS CO	IA	QA/I	MS	20,810,724	1,109,700	1,578,700	4,883,625		
67105	41-0451140	01/01/2006	RELIASTAR LIFE INS CO	MN	OTH/G	LTDI	0	0	2,134,922	95,226		
65005	41-0823832	10/08/2007	RIVERSOURCE LIFE INS CO	MN	QA/I	LTDI	932,576	431,360	5,763,303	840,078		
65005	41-0823832	10/01/2021	RIVERSOURCE LIFE INS CO	MN	OTH/I	LTDI	439,119	46,725	100,317	78,168		
80594	41-0987741	08/16/2010	RIVERSOURCE LIFE INS CO OF NY	NY	QA/I	LTDI	61,204	24,936	110,004	42,991		
80594	41-0987741	06/25/2022	RIVERSOURCE LIFE INS CO OF NY	NY	QA/I	LTDI	19,903	130	2,280	3,311		
62952	87-0129771	12/31/2013	SILAC INS CO	IN	QA/I	MS	6,553,771	391,300	0	1,318,889		
00000	AA-9995074	07/01/1991	SPECIAL RISK REINS FACILITY	MA	OTH/G	OH	0	0	0	904,233		
00000	AA-9995074	01/01/1998	SPECIAL RISK REINS FACILITY	MA	OTH/G	OH	0	0	0	510,194		
00000	AA-9995074	01/01/1998	SPECIAL RISK REINS FACILITY	MA	OTH/G	OH	0	0	0	192,896		
00000	AA-9995074	07/01/1991	SPECIAL RISK REINS FACILITY	MA	OTH/G	OH	0	0	0	159,452		
00000	AA-9995074	04/01/1994	SPECIAL RISK REINS FACILITY	MA	OTH/G	OH	0	0	0	64,447		
00000	AA-9995074	01/01/1999	SPECIAL RISK REINS FACILITY	MA	OTH/G	OH	0	0	0	27,153		
00000	AA-9995074	07/01/1996	SPECIAL RISK REINS FACILITY	MA	OTH/G	OH	1	0	0	4,416		
86355	73-0994234	12/01/1997	STANDARD LIFE & ACCIDENT INS CO	TX	QA/I	LTC	3,772	3,536	45,196	84,811		
25178	37-0533100	01/01/2008	STATE FARM MUT AUTO INS CO	IL	QA/I	LTDI	1,247,194	0	830,332	865,371		
69132	58-1449898	01/01/1993	STATE MUT INS CO	GA	QA/I	LTC	9,674	2,200	460,476	55,233		
91785	06-1323069	10/01/1994	STERLING NAT LIFE INS CO INC	TX	OTH/G	OH	0	0	0	162,260		
82627	06-0839705	10/01/1994	SWISS RE LIFE & HLTH AMER INC	MO	OTH/G	OH	0	0	0	6,052,960		
82627	06-0839705	01/01/1994	SWISS RE LIFE & HLTH AMER INC	MO	OTH/G	OH	0	0	0	6,617		
80926	06-0893662	01/01/2011	SUN LIFE & HLTH INS CO	MI	OTH/G	A	12,837	0	0	9,513		
86231	39-0989781	01/01/1994	TRANSAMERICA LIFE INS CO	IA	OTH/G	OH	0	0	0	417,426		
86231	39-0989781	08/01/1994	TRANSAMERICA LIFE INS CO	IA	OTH/G	OH	0	0	0	2,855,688		
61425	36-0792925	01/01/2022	TRUSTMARK INS CO	IL	QA/I	LTC	31,531	6,209	3,535,884	162,391		
80314	52-0913817	07/01/2002	WELLPOINT LIFE & HLTH INS CO	IN	QA/I	LTC	(365)	0	0	19,568		
80314	52-0913817	07/01/2002	WELLPOINT LIFE & HLTH INS CO	IN	QA/I	LTC	488	0	0	0		
11121	43-1917728	10/01/2015	UNIFIED LIFE INS CO	TX	QA/I	MS	1,360,312	61,100	0	449,587		
11121	43-1917728	07/01/2020	UNIFIED LIFE INS CO	TX	OTH/I	SD	4,529	0	0	306		
91529	52-1996029	01/01/2010	UNIMERICA INS CO	WI	OTH/G	A	2	0	0	0		
11596	01-0637149	01/01/2010	UNIMERICA LIFE INS CO OF NY	NY	OTH/G	A	357	0	0	64		
69744	13-1423090	10/01/1994	UNION LABOR LIFE INS CO	MD	QA/I	LTDI	8,007	1,576	151,101	35,967		
69744	13-1423090	11/01/2020	UNION LABOR LIFE INS CO	MD	OTH/I	SD	3,654	0	2,723	1,474		
69744	13-1423090	07/01/2016	UNION LABOR LIFE INS CO	MD	OTH/G	A	2,445,404	322,720	5,626,323	483,948		
69744	13-1423090	07/01/2016	UNION LABOR LIFE INS CO	MD	OTH/G	A	463,230	69,878	693,270	82,550		
69892	35-1097117	03/01/2007	UNITED FARM FAMILY LIFE INS CO	IN	QA/I	LTDI	3,936	2,168	14,537	11,673		
79413	36-2739571	01/01/2010	UNITEDHEALTHCARE INS CO	CT	OTH/G	A	470,897	0	0	147,942		
79413	36-2739571	01/01/2010	UNITEDHEALTHCARE INS CO	CT	OTH/G	A	24,176	0	0	8,842		
70122	73-0493220	08/01/2017	UNIVERSAL FIDELITY LIFE INS CO	OK	QA/I	MS	2,793,101	113,100	0	863,433		
70130	31-0727974	10/01/2021	UNIVERSAL GUAR LIFE INS CO	OH	OTH/G	LTDI	0	0	0	22,667		
62235	01-0278678	01/01/2000	UNUM LIFE INS CO OF AMER	ME	OTH/G	A	587,662	0	0	246,694		
62235	01-0278678	09/01/2012	UNUM LIFE INS CO OF AMER	ME	OTH/G	LTDI	410,136	0	0	158,767		
62235	01-0278678	01/01/2009	UNUM LIFE INS CO OF AMER	ME	OTH/G	A	287,944	0	0	108,645		
14165	32-0348453	05/01/2018	US ALLIANCE LIFE & SECURITY CO	KS	QA/I	SD	51,171	0	0	10,001		
14165	32-0348453	09/01/2016	US ALLIANCE LIFE & SECURITY CO	KS	QA/I	SD	7,748	0	17,841	938		

ANNUAL STATEMENT FOR THE YEAR 2023 OF THE General Re Life Corporation

**SCHEDULE S - PART 1 - SECTION 2**

Reinsurance Assumed Accident and Health Insurance Listed by Reinsured Company as of December 31, Current Year

1	2	3	4	5	6	7	8	9	10	11	12	13
NAIC Company Code	ID Number	Effective Date	Name of Reinsured	Domiciliary Jurisdiction	Type of Reinsurance Assumed	Type of Business Assumed	Premiums	Unearned Premiums	Reserve Liability Other Than for Unearned Premiums	Reinsurance Payable on Paid and Unpaid Losses	Modified Coinsurance Reserve	Funds Withheld Under Coinsurance
14165	32-0348453	03/01/2015	US ALLIANCE LIFE & SECURITY CO	KS	OTH/G	A	41,887	0	0	38,618		
97772	06-1341715	11/01/1996	US HLTH & LIFE INS CO INC	MI	QA/I	MS	5,004	0	0	1,593		
29599	52-1504975	10/01/1998	US SPECIALTY INS CO	TX	OTH/G	OH	0	0	0	31,669		
94358	71-0505232	01/01/2008	USABLE LIFE	AR	OTH/I	SD	65,138	0	1,039,558	12,125		
94358	71-0505232	04/01/2003	USABLE LIFE	AR	QA	SD	47,831	0	727,522	9,506		
94358	71-0505232	05/01/1995	USABLE LIFE	AR	OTH/I	SD	1,122	0	18,915	120		
94358	71-0505232	09/01/1995	USABLE LIFE	AR	QA/I	MS	6,959	500	0	1,678		
80942	41-0991508	10/01/1995	VENERABLE INS & ANN CO	IA	QA/I	LTDI	0	0	81,996	12,641		
80942	41-0991508	10/01/1995	VENERABLE INS & ANN CO	IA	QA/I	LTDI	12	1	36,778	5,695		
10030	92-0040526	10/01/1998	WESTCHESTER FIRE INS CO	PA	OTH/G	OH	0	0	0	986,365		
70483	31-0487145	10/01/2009	WESTERN & SOUTHERN LIFE INS CO	OH	QA/I	SD	3,439,085	136,700	9,410,176	764,701		
62413	36-0947200	01/01/1999	WILCAC LIFE INS CO	IL	OTH/G	OH	0	0	0	110,596		
62413	36-0947200	01/01/1999	WILCAC LIFE INS CO	IL	OTH/G	OH	0	0	0	2,324,647		
62413	36-0947200	01/01/1995	WILCAC LIFE INS CO	IL	OTH/G	OH	0	0	0	143,068		
60704	94-1516991	07/04/2003	WILTON REASSUR LIFE CO OF NY	NY	QA/I	LTDI	16,221	0	0	17,433		
0899999. U.S. Non-Affiliates							335,354,249	38,363,974	1,101,209,258	180,213,754	0	0
00000	AA-3190447	01/01/2005	AETNA LIFE & CAS (BERMUDA) LTD	BMU	OTH/G	LTDI	0	0	506,511	14,000		
00000	AA-1122000	01/01/1997	LLOYDS OF LONDON	GBR	OTH/G	OH	0	0	0	101,134		
00000	AA-1122000	01/01/1998	LLOYDS OF LONDON	GBR	OTH/G	OH	0	0	0	3,550		
00000	AA-1561039	01/01/2011	SUN LIFE ASSUR CO OF CANADA	CAN	OTH/G	A	248,071	0	0	158,257		
0999999. Non-U.S. Non-Affiliates							248,071	0	506,511	276,941	0	0
1099999. Total - Non-Affiliates							335,602,320	38,363,974	1,101,715,769	180,490,695	0	0
1199999. Total U.S. (Sum of 0399999 and 0899999)							355,098,118	39,980,093	1,114,242,629	184,428,243	0	0
1299999. Total Non-U.S. (Sum of 0699999 and 0999999)							78,635,403	0	312,754,718	94,728,771	0	285,220,402
9999999 - Totals							433,733,521	39,980,093	1,426,997,347	279,157,014	0	285,220,402

ANNUAL STATEMENT FOR THE YEAR 2023 OF THE General Re Life Corporation

**SCHEDULE S - PART 2**

Reinsurance Recoverable on Paid and Unpaid Losses Listed by Reinsuring Company as of December 31, Current Year

1 NAIC Company Code	2 ID Number	3 Effective Date	4 Name of Company	5 Domiciliary Jurisdiction	6 Paid Losses	7 Unpaid Losses
62345	47-0766667	01/01/1991	BERKSHIRE HATHAWAY LIFE INS CO NE	NE	130,192	164,892
0299999. Life and Annuity - U.S. Affiliates - Other					130,192	164,892
0399999. Total Life and Annuity - U.S. Affiliates					130,192	164,892
00000	AA-3770417	01/01/1997	BRITISH INS CO OF CAYMAN	CYM		2,187
00000	AA-1340145	01/01/1968	GENERAL REINS AG	DEU		776,603
00000	AA-1340145	01/01/1994	GENERAL REINS AG	DEU		25,150
00000	AA-1340145	04/01/2021	GENERAL REINS AG	DEU		2,918,724
00000	AA-1340145	10/01/2023	GENERAL REINS AG	DEU		3,724,758
0599999. Life and Annuity - Non-U.S. Affiliates - Other					0	7,447,422
0699999. Total Life and Annuity - Non-U.S. Affiliates					0	7,447,422
0799999. Total Life and Annuity - Affiliates					130,192	7,612,314
62944	13-5570651	01/01/1987	AXA EQUITABLE LIFE INS CO	NY	1,110,822	1,826,678
68322	84-0467907	01/01/1982	EMPOWER ANN INS CO OF AMERICA(GREAT W)	CO		860
67466	95-1079000	01/01/1986	PACIFIC LIFE INS CO	NE	555,719	1,241,389
93572	43-1235868	01/01/1982	RGA REINS CO	MO		336
93572	43-1235868	07/01/1981	RGA REINS CO	MO		3,690
87017	62-1003368	01/01/1969	SCOR GLOBAL LIFE REINS CO DE	DE		752
82627	06-0839705	01/01/1991	SWISS RE LIFE & HLTH AMER INC	MO	32,560	34,179
0899999. Life and Annuity - U.S. Non-Affiliates					1,699,101	3,107,884
00000	AA-1320012	01/01/1994	AXA CORPORATE SOLUTIONS ASSUR	FRA		765
00000	AA-1560188	01/01/1982	RGA LIFE REINS CO OF CANADA	CAN		582
0999999. Life and Annuity - Non-U.S. Non-Affiliates					0	1,347
1099999. Total Life and Annuity - Non-Affiliates					1,699,101	3,109,231
1199999. Total Life and Annuity					1,829,293	10,721,545
20087	47-0355979	10/01/2017	NATIONAL INDEMNITY COMPANY - NE	NE		49,004,226
1399999. Accident and Health - U.S. Affiliates - Other					0	49,004,226
1499999. Total Accident and Health - U.S. Affiliates					0	49,004,226
1799999. Total Accident and Health - Non-U.S. Affiliates					0	0
1899999. Total Accident and Health - Affiliates					0	49,004,226
71404	47-0463747	10/01/1994	CONTINENTAL GENERAL INSURANCE COMPANY	TX	0	32,370
71404	47-0463747	10/01/1994	CONTINENTAL GENERAL INSURANCE COMPANY	TX	0	11,379
67814	06-0493340	12/01/1997	NASSAU LIFE INS CO	NY	0	200,160
76112	86-0216483	07/01/1996	OXFORD LIFE INS CO	AZ	0	22,770
76112	86-0216483	07/01/1996	OXFORD LIFE INS CO	AZ	0	17,687
76112	86-0216483	10/01/1997	OXFORD LIFE INS CO	AZ	0	167,481
76112	86-0216483	10/01/1997	OXFORD LIFE INS CO	AZ	0	502
80802	38-1082080	12/01/1997	SUN LIFE ASSUR CO OF CANADA (US BRANCH)	MI	0	446,604
1999999. Accident and Health - U.S. Non-Affiliates					0	898,953
00000	AA-1127010	12/01/1997	LLOYDS SYNDIATE 1101	GBR	0	1,082,960
2099999. Accident and Health - Non-U.S. Non-Affiliates					0	1,082,960
2199999. Total Accident and Health - Non-Affiliates					0	1,981,913
2299999. Total Accident and Health					0	50,986,139
2399999. Total U.S. (Sum of 0399999, 0899999, 1499999 and 1999999)					1,829,293	53,175,955
2499999. Total Non-U.S. (Sum of 0699999, 0999999, 1799999 and 2099999)					0	8,531,729
9999999 Totals - Life, Annuity and Accident and Health					1,829,293	61,707,684

ANNUAL STATEMENT FOR THE YEAR 2023 OF THE General Re Life Corporation

**SCHEDULE S - PART 3 - SECTION 1**

Reinsurance Ceded Life Insurance, Annuities, Deposit Funds and Other Liabilities Without Life or Disability Contingencies, and Related Benefits Listed by Reinsuring Company as of December 31, Current Year

1 NAIC Company Code	2 ID Number	3 Effective Date	4 Name of Company	5 Domi- ciliary Juris- diction	6 Type of Reinsurance Ceded	7 Type of Business Ceded	8 Amount in Force at End of Year	Reserve Credit Taken		11 Premiums	Outstanding Surplus Relief		14 Modified Coinsurance Reserve	15 Funds Withheld Under Coinsurance
								9 Current Year	10 Prior Year		12 Current Year	13 Prior Year		
62345	47-0766667	01/01/1991	BERKSHIRE HATHAWAY LIFE INS CO NE	NE	YRT/I	OL	2,358,434	8,233	5,636	33,657				
62345	47-0766667	01/01/1991	BERKSHIRE HATHAWAY LIFE INS CO NE	NE	CO/I	OL	330,252	1,153	11,256	4,713				
62345	47-0766667	01/01/1991	BERKSHIRE HATHAWAY LIFE INS CO NE	NE	YRT/I	OL	1,033,362	3,636		23,960				
62345	47-0766667	01/01/1991	BERKSHIRE HATHAWAY LIFE INS CO NE	NE	CO/I	OL	361,331	1,272		8,378				
62345	47-0766667	01/01/1982	BERKSHIRE HATHAWAY LIFE INS CO NE	NE	CO/I	OL	2,497	501	520					
62345	47-0766667	01/01/2012	BERKSHIRE HATHAWAY LIFE INS CO NE	NE	YRT/I	OL	134,677,354	147,506	171,350	203,195				
0299999. General Account - Authorized U.S. Affiliates - Other							138,763,230	162,301	188,762	273,903	0	0	0	0
0399999. Total General Account - Authorized U.S. Affiliates							138,763,230	162,301	188,762	273,903	0	0	0	0
0699999. Total General Account - Authorized Non-U.S. Affiliates							0	0	0	0	0	0	0	0
0799999. Total General Account - Authorized Affiliates							138,763,230	162,301	188,762	273,903	0	0	0	0
62308	06-0303370	07/01/2004	CONNECTICUT GEN LIFE INS CO	CT	YRT/I	OL		19,741	19,741	30,653				
68322	84-0467907	01/01/1982	EMPOWER ANN INS CO OF AMERICA	CO	CO/I	OL			339	(34)				
68322	84-0467907	01/01/1982	EMPOWER ANN INS CO OF AMERICA	CO	YRT/I	OL			6,284	(3,362)				
68322	84-0467907	01/01/1982	EMPOWER ANN INS CO OF AMERICA	CO	YRT/I	OL				(5,301)				
68322	84-0467907	01/01/1982	EMPOWER ANN INS CO OF AMERICA	CO	CO/I	OL	1,502	301						
62944	13-5570651	01/01/1997	EQUITABLE FINANCIAL LIFE INS CO	NY	CO/I	OL	554,660			4,910				
62944	13-5570651	01/01/1997	EQUITABLE FINANCIAL LIFE INS CO	NY	YRT/I	OL	1,527,858			13,525				
62944	13-5570651	01/01/1982	EQUITABLE FINANCIAL LIFE INS CO	NY	CO/I	OL	1,502	301	313					
62944	13-5570651	01/01/1979	EQUITABLE FINANCIAL LIFE INS CO	NY	CO/I	OL	134,493	1,516	1,483	4,183				
62944	13-5570651	01/01/1979	EQUITABLE FINANCIAL LIFE INS CO	NY	YRT/I	OL	13,137,304	148,044	152,746	408,597				
62944	13-5570651	01/01/1987	EQUITABLE FINANCIAL LIFE INS CO	NY	YRT/I	OL	35,295,258	316,726	441,095	188,789				
62944	13-5570651	01/01/1987	EQUITABLE FINANCIAL LIFE INS CO	NY	YRT/I	XXXL	4,292,718	38,521	52,019	22,961				
62944	13-5570651	01/01/1987	EQUITABLE FINANCIAL LIFE INS CO	NY	YRT/I	XXXLO	8,108,407	72,762	98,258	43,371				
62944	13-5570651	01/01/1987	EQUITABLE FINANCIAL LIFE INS CO	NY	CO/I	OL	356,874,993	3,202,458	4,637,576	1,908,869				
62944	13-5570651	01/01/1987	EQUITABLE FINANCIAL LIFE INS CO	NY	CO/I	XXXL	43,403,687	389,488	526,558	232,160				
62944	13-5570651	01/01/1987	EQUITABLE FINANCIAL LIFE INS CO	NY	CO/I	XXXLO	81,984,757	735,699	994,609	438,524				
62944	13-5570651	01/01/1987	EQUITABLE FINANCIAL LIFE INS CO	NY	CO/I	OL	(9,023)	(223)		(589)				
62944	13-5570651	01/01/1987	EQUITABLE FINANCIAL LIFE INS CO	NY	CO/I	XXXL	(1,097)	(27)		(72)				
62944	13-5570651	01/01/1987	EQUITABLE FINANCIAL LIFE INS CO	NY	CO/I	XXXLO	(2,073)	(51)		(135)				
62944	13-5570651	01/01/1987	EQUITABLE FINANCIAL LIFE INS CO	NY	YRT/I	OL	309,763	7,647		20,222				
62944	13-5570651	01/01/1987	EQUITABLE FINANCIAL LIFE INS CO	NY	YRT/I	XXXL	37,674	930		2,459				
62944	13-5570651	01/01/1987	EQUITABLE FINANCIAL LIFE INS CO	NY	YRT/I	XXXLO	71,162	1,757		4,646				
62944	13-5570651	01/01/1997	EQUITABLE FINANCIAL LIFE INS CO	NY	CO/I	OL	4,826,593	162,841		28,560				
62944	13-5570651	01/01/1997	EQUITABLE FINANCIAL LIFE INS CO	NY	YRT/I	OL				(90,647)				
67466	95-1079000	01/01/1997	PACIFIC LIFE INS CO	NE	CO/I	OL	2,594,696			22,540				
67466	95-1079000	01/01/1986	PACIFIC LIFE INS CO	NE	YRT/I	OL	26,649,188	75,132	99,728	481,222				
67466	95-1079000	01/01/1986	PACIFIC LIFE INS CO	NE	CO/I	OL	230,494,139	649,831	641,514	4,162,185				
67466	95-1079000	01/01/1991	PACIFIC LIFE INS CO	NE	CO/I	OL				13,424				
67466	95-1079000	01/01/1991	PACIFIC LIFE INS CO	NE	YRT/I	OL				126,267				
67466	95-1079000	04/01/1999	PACIFIC LIFE INS CO	NE	YRT/I	OL	24,550,668	346,710	342,572	339,720				
67466	95-1079000	01/01/1980	PACIFIC LIFE INS CO	NE	YRT/I	OL	2,160,213	24,121	24,106	63,419				
67466	95-1079000	01/01/1980	PACIFIC LIFE INS CO	NE	CO/I	OL			673	1,847				
67466	95-1079000	01/01/1987	PACIFIC LIFE INS CO	NE	YRT/I	OL	3,175,388	107,132	202,695	(46,813)				
67466	95-1079000	01/01/1987	PACIFIC LIFE INS CO	NE	CO/I	OL			8,809	6,067				
67105	41-0451140	10/12/1977	RELIASTAR LIFE INS CO	MN	YRT/I	OL	14,904	1,102	3,039					
93572	43-1235868	03/01/1978	RGA REINS CO	MO	YRT/I	OL	29,808	2,203	6,079	4,425				
93572	43-1235868	01/01/1982	RGA REINS CO	MO	CO/I	OL	87,067	2,542	26	34				
93572	43-1235868	01/01/1982	RGA REINS CO	MO	YRT/I	OL			2,330	3,282				
93572	43-1235868	07/01/1981	RGA REINS CO	MO	YRT/I	OL	815,047	27,657	33,739	33,681				
87017	62-1003368	01/01/1969	SCOR GLOBAL LIFE RE INS CO OF DE	DE	YRT/I	OL	45,386	3,865	3,603					
82627	06-0839705	01/01/1991	SWISS RE LIFE & HLTH AMER INC	MO	CO/I	OL	184,451	725	1,220	3,323				
82627	06-0839705	01/01/1991	SWISS RE LIFE & HLTH AMER INC	MO	YRT/I	OL	693,886	2,654	2,879	12,167				
82627	06-0839705	01/01/1969	SWISS RE LIFE & HLTH AMER INC	MO	YRT/I	OL	14,904	1,102	3,039	1,852				
0899999. General Account - Authorized U.S. Non-Affiliates							842,059,883	6,343,207	8,307,072	8,480,931	0	0	0	0
00000	AA-1320012	01/01/1994	AXA CORPORATE SOLUTIONS ASSUR	FRA	CO/I	OL	730,163	1,779	890	8,823				
00000	AA-1320012	01/01/1994	AXA CORPORATE SOLUTIONS ASSUR	FRA	YRT/I	OL	(79,529)	(194)	902	(961)				

ANNUAL STATEMENT FOR THE YEAR 2023 OF THE General Re Life Corporation

**SCHEDULE S - PART 3 - SECTION 1**

Reinsurance Ceded Life Insurance, Annuities, Deposit Funds and Other Liabilities Without Life or Disability Contingencies, and Related Benefits Listed by Reinsuring Company as of December 31, Current Year

1 NAIC Company Code	2 ID Number	3 Effective Date	4 Name of Company	5 Domi- ciliary Juris- diction	6 Type of Reinsurance Ceded	7 Type of Business Ceded	8 Amount in Force at End of Year	Reserve Credit Taken		11 Premiums	Outstanding Surplus Relief		14 Modified Coinsurance Reserve	15 Funds Withheld Under Coinsurance
								9 Current Year	10 Prior Year		12 Current Year	13 Prior Year		
00000	AA-1560188	01/01/1982	IGA LIFE REINS CO OF CANADA	CAN.	YRT/I	OL	73,498	3,204	4,625	2,425				
0999999. General Account - Authorized Non-U.S. Non-Affiliates							724,132	4,789	6,417	10,287	0	0	0	0
1099999. Total General Account - Authorized Non-Affiliates							842,784,015	6,347,996	8,313,489	8,491,218	0	0	0	0
1199999. Total General Account Authorized							981,547,245	6,510,297	8,502,251	8,765,121	0	0	0	0
1499999. Total General Account - Unauthorized U.S. Affiliates							0	0	0	0	0	0	0	0
00000	AA-3770417	01/01/1997	BRITISH INS CO OF CAYMAN	CYM.	CO/I	OL	777,503			5,645				
00000	AA-3770417	01/01/1997	BRITISH INS CO OF CAYMAN	CYM.	YRT/I	OL	1,817,193			13,194				
00000	AA-1340145	01/01/1994	GENERAL REINS AG	DEU.	YRT/I	OL	40,579,378			207,847				
00000	AA-1340145	01/01/1994	GENERAL REINS AG	DEU.	YRT/I	XXLO	1,690,850			8,661				
00000	AA-1340145	01/01/1994	GENERAL REINS AG	DEU.	YRT/I	OL	7,000,480	40,197	37,370	119,360				
00000	AA-1340145	01/01/1994	GENERAL REINS AG	DEU.	YRT/I	XXLO	291,694	1,675	1,557	4,973				
00000	AA-1340145	01/01/1968	GENERAL REINS AG	DEU.	YRT/I	OL	100,175,227			830,524				
00000	AA-1340145	01/01/1968	GENERAL REINS AG	DEU.	YRT/I	XXLO	4,173,974			34,606				
00000	AA-1340145	01/01/1968	GENERAL REINS AG	DEU.	CO/I	OL	166,854,459			1,383,343			5,550,509	
00000	AA-1340145	01/01/1968	GENERAL REINS AG	DEU.	CO/I	XXLO	6,952,280			57,640				
1699999. General Account - Unauthorized Non-U.S. Affiliates - Other							330,313,038	41,872	38,927	2,665,793	0	0	5,550,509	0
1799999. Total General Account - Unauthorized Non-U.S. Affiliates							330,313,038	41,872	38,927	2,665,793	0	0	5,550,509	0
1899999. Total General Account - Unauthorized Affiliates							330,313,038	41,872	38,927	2,665,793	0	0	5,550,509	0
2199999. Total General Account - Unauthorized Non-Affiliates							0	0	0	0	0	0	0	0
2299999. Total General Account Unauthorized							330,313,038	41,872	38,927	2,665,793	0	0	5,550,509	0
2599999. Total General Account - Certified U.S. Affiliates							0	0	0	0	0	0	0	0
00000	AA-1340145	10/01/2023	GENERAL REINS AG	DEU.	CO/I	OL			585,506,500	6,555,704				
2799999. General Account - Certified Non-U.S. Affiliates - Other							0	0	585,506,500	6,555,704	0	0	0	0
2899999. Total General Account - Certified Non-U.S. Affiliates							0	0	585,506,500	6,555,704	0	0	0	0
2999999. Total General Account - Certified Affiliates							0	0	585,506,500	6,555,704	0	0	0	0
3299999. Total General Account - Certified Non-Affiliates							0	0	0	0	0	0	0	0
3399999. Total General Account Certified							0	0	585,506,500	6,555,704	0	0	0	0
3699999. Total General Account - Reciprocal Jurisdiction U.S. Affiliates							0	0	0	0	0	0	0	0
00000	AA-1340145	10/01/2023	GENERAL REINS AG	DEU.	CO/I	OL	7,168,520,348	98,671,390		2,900,577				
00000	AA-1340145	10/01/2023	GENERAL REINS AG	DEU.	CO/I	XXLO	298,695,854	4,111,411		120,860				
00000	AA-1340145	10/01/2023	GENERAL REINS AG	DEU.	CO/I	OL	15,834,610,539	933,734,379		2,678,858				
3899999. General Account - Reciprocal Jurisdiction Non-U.S. Affiliates - Other							23,301,826,741	1,036,517,180	0	5,700,295	0	0	0	0
3999999. Total General Account - Reciprocal Jurisdiction Non-U.S. Affiliates							23,301,826,741	1,036,517,180	0	5,700,295	0	0	0	0
4099999. Total General Account - Reciprocal Jurisdiction Affiliates							23,301,826,741	1,036,517,180	0	5,700,295	0	0	0	0
4399999. Total General Account - Reciprocal Jurisdiction Non-Affiliates							0	0	0	0	0	0	0	0
4499999. Total General Account Reciprocal Jurisdiction							23,301,826,741	1,036,517,180	0	5,700,295	0	0	0	0
4599999. Total General Account Authorized, Unauthorized, Reciprocal Jurisdiction and Certified							24,613,687,024	1,043,069,349	594,047,678	23,686,913	0	0	5,550,509	0
4899999. Total Separate Accounts - Authorized U.S. Affiliates							0	0	0	0	0	0	0	0
5199999. Total Separate Accounts - Authorized Non-U.S. Affiliates							0	0	0	0	0	0	0	0
5299999. Total Separate Accounts - Authorized Affiliates							0	0	0	0	0	0	0	0
5599999. Total Separate Accounts - Authorized Non-Affiliates							0	0	0	0	0	0	0	0
5699999. Total Separate Accounts Authorized							0	0	0	0	0	0	0	0
5999999. Total Separate Accounts - Unauthorized U.S. Affiliates							0	0	0	0	0	0	0	0
6299999. Total Separate Accounts - Unauthorized Non-U.S. Affiliates							0	0	0	0	0	0	0	0
6399999. Total Separate Accounts - Unauthorized Affiliates							0	0	0	0	0	0	0	0
6699999. Total Separate Accounts - Unauthorized Non-Affiliates							0	0	0	0	0	0	0	0
6799999. Total Separate Accounts Unauthorized							0	0	0	0	0	0	0	0
7099999. Total Separate Accounts - Certified U.S. Affiliates							0	0	0	0	0	0	0	0
7399999. Total Separate Accounts - Certified Non-U.S. Affiliates							0	0	0	0	0	0	0	0
7499999. Total Separate Accounts - Certified Affiliates							0	0	0	0	0	0	0	0
7799999. Total Separate Accounts - Certified Non-Affiliates							0	0	0	0	0	0	0	0
7899999. Total Separate Accounts Certified							0	0	0	0	0	0	0	0
8199999. Total Separate Accounts - Reciprocal Jurisdiction U.S. Affiliates							0	0	0	0	0	0	0	0

ANNUAL STATEMENT FOR THE YEAR 2023 OF THE General Re Life Corporation

**SCHEDULE S - PART 3 - SECTION 1**

Reinsurance Ceded Life Insurance, Annuities, Deposit Funds and Other Liabilities Without Life or Disability Contingencies, and Related Benefits Listed by Reinsuring Company as of December 31, Current Year

1 NAIC Company Code	2 ID Number	3 Effective Date	4 Name of Company	5 Domi- ciliary Juris- diction	6 Type of Reinsurance Ceded	7 Type of Business Ceded	8 Amount in Force at End of Year	Reserve Credit Taken		11 Premiums	Outstanding Surplus Relief		14 Modified Coinsurance Reserve	15 Funds Withheld Under Coinsurance
								9 Current Year	10 Prior Year		12 Current Year	13 Prior Year		
8499999			Total Separate Accounts - Reciprocal Jurisdiction Non-U.S. Affiliates				0	0	0	0	0	0	0	0
8599999			Total Separate Accounts - Reciprocal Jurisdiction Affiliates				0	0	0	0	0	0	0	0
8899999			Total Separate Accounts - Reciprocal Jurisdiction Non-Affiliates				0	0	0	0	0	0	0	0
8999999			Total Separate Accounts Reciprocal Jurisdiction				0	0	0	0	0	0	0	0
9099999			Total Separate Accounts Authorized, Unauthorized, Reciprocal Jurisdiction and Certified				0	0	0	0	0	0	0	0
9199999			Total U.S. (Sum of 0399999, 0899999, 1499999, 1999999, 2599999, 3099999, 3699999, 4199999, 4899999, 5399999, 5999999, 6499999, 7099999, 7599999, 8199999 and 8699999)				980,823,113	6,505,508	8,495,834	8,754,834	0	0	0	0
9299999			Total Non-U.S. (Sum of 0699999, 0999999, 1799999, 2099999, 2899999, 3199999, 3999999, 4299999, 5199999, 5499999, 6299999, 6599999, 7399999, 7699999, 8499999 and 8799999)				23,632,863,911	1,036,563,841	585,551,844	14,932,079	0	0	5,550,509	0
9999999			- Totals				24,613,687,024	1,043,069,349	594,047,678	23,686,913	0	0	5,550,509	0

ANNUAL STATEMENT FOR THE YEAR 2023 OF THE General Re Life Corporation

**SCHEDULE S - PART 3 - SECTION 2**

Reinsurance Ceded Accident and Health Insurance Listed by Reinsuring Company as of December 31, Current Year

1 NAIC Company Code	2 ID Number	3 Effective Date	4 Name of Company	5 Domi- ciliary Juris- diction	6 Type of Reinsurance Ceded	7 Type of Business Ceded	8 Premiums	9 Unearned Premiums (Estimated)	10 Reserve Credit Taken Other than for Unearned Premiums	Outstanding Surplus Relief		13 Modified Coinsurance Reserve	14 Funds Withheld Under Coinsurance
										11 Current Year	12 Prior Year		
20087	47-0355979	10/01/2017	NATIONAL INDEMNITY COMPANY	NE	QA/I	LTC	67,628,300	20,549,303	1,895,958,916				1,138,078,464
20087	47-0355979	10/01/2017	NATIONAL INDEMNITY COMPANY	NE	QA/G	LTC	1,690,246	480,978	73,372,568				44,043,011
0299999. General Account - Authorized U.S. Affiliates - Other							69,318,546	21,030,281	1,969,331,484	0	0	0	1,182,121,475
0399999. Total General Account - Authorized U.S. Affiliates							69,318,546	21,030,281	1,969,331,484	0	0	0	1,182,121,475
0699999. Total General Account - Authorized Non-U.S. Affiliates							0	0	0	0	0	0	0
0799999. Total General Account - Authorized Affiliates							69,318,546	21,030,281	1,969,331,484	0	0	0	1,182,121,475
71404	47-0463747	10/01/1994	CONTINENTAL GENERAL INSURANCE COMPANY	TX	QA/I	LTDI	3,698	1,418	135,991				
71404	47-0463747	10/01/1995	CONTINENTAL GENERAL INSURANCE COMPANY	TX	QA/I	LTDI	0	0	73,796				
76112	86-0216483	07/01/1996	OXFORD LIFE INS CO	AZ	QA/I	MS	65,046	8,283	9,208				
76112	86-0216483	07/01/1996	OXFORD LIFE INS CO	AZ	QA/I	MS	61,522	7,835	8,709				
76112	86-0216483	07/01/1996	OXFORD LIFE INS CO	AZ	QA/I	MS	639,653	81,457	90,676				
0899999. General Account - Authorized U.S. Non-Affiliates							769,919	98,993	318,380	0	0	0	0
1099999. Total General Account - Authorized Non-Affiliates							769,919	98,993	318,380	0	0	0	0
1199999. Total General Account Authorized							70,088,465	21,129,274	1,969,649,864	0	0	0	1,182,121,475
1499999. Total General Account - Unauthorized U.S. Affiliates							0	0	0	0	0	0	0
1799999. Total General Account - Unauthorized Non-U.S. Affiliates							0	0	0	0	0	0	0
1899999. Total General Account - Unauthorized Affiliates							0	0	0	0	0	0	0
2199999. Total General Account - Unauthorized Non-Affiliates							0	0	0	0	0	0	0
2299999. Total General Account Unauthorized							0	0	0	0	0	0	0
2599999. Total General Account - Certified U.S. Affiliates							0	0	0	0	0	0	0
2899999. Total General Account - Certified Non-U.S. Affiliates							0	0	0	0	0	0	0
2999999. Total General Account - Certified Affiliates							0	0	0	0	0	0	0
3299999. Total General Account - Certified Non-Affiliates							0	0	0	0	0	0	0
3399999. Total General Account Certified							0	0	0	0	0	0	0
3699999. Total General Account - Reciprocal Jurisdiction U.S. Affiliates							0	0	0	0	0	0	0
3999999. Total General Account - Reciprocal Jurisdiction Non-U.S. Affiliates							0	0	0	0	0	0	0
4099999. Total General Account - Reciprocal Jurisdiction Affiliates							0	0	0	0	0	0	0
4399999. Total General Account - Reciprocal Jurisdiction Non-Affiliates							0	0	0	0	0	0	0
4499999. Total General Account Reciprocal Jurisdiction							0	0	0	0	0	0	0
4599999. Total General Account Authorized, Unauthorized, Reciprocal Jurisdiction and Certified							70,088,465	21,129,274	1,969,649,864	0	0	0	1,182,121,475
4899999. Total Separate Accounts - Authorized U.S. Affiliates							0	0	0	0	0	0	0
5199999. Total Separate Accounts - Authorized Non-U.S. Affiliates							0	0	0	0	0	0	0
5299999. Total Separate Accounts - Authorized Affiliates							0	0	0	0	0	0	0
5599999. Total Separate Accounts - Authorized Non-Affiliates							0	0	0	0	0	0	0
5699999. Total Separate Accounts Authorized							0	0	0	0	0	0	0
5999999. Total Separate Accounts - Unauthorized U.S. Affiliates							0	0	0	0	0	0	0
6299999. Total Separate Accounts - Unauthorized Non-U.S. Affiliates							0	0	0	0	0	0	0
6399999. Total Separate Accounts - Unauthorized Affiliates							0	0	0	0	0	0	0
6699999. Total Separate Accounts - Unauthorized Non-Affiliates							0	0	0	0	0	0	0
6799999. Total Separate Accounts Unauthorized							0	0	0	0	0	0	0
7099999. Total Separate Accounts - Certified U.S. Affiliates							0	0	0	0	0	0	0
7399999. Total Separate Accounts - Certified Non-U.S. Affiliates							0	0	0	0	0	0	0
7499999. Total Separate Accounts - Certified Affiliates							0	0	0	0	0	0	0
7799999. Total Separate Accounts - Certified Non-Affiliates							0	0	0	0	0	0	0
7899999. Total Separate Accounts Certified							0	0	0	0	0	0	0
8199999. Total Separate Accounts - Reciprocal Jurisdiction U.S. Affiliates							0	0	0	0	0	0	0
8499999. Total Separate Accounts - Reciprocal Jurisdiction Non-U.S. Affiliates							0	0	0	0	0	0	0
8599999. Total Separate Accounts - Reciprocal Jurisdiction Affiliates							0	0	0	0	0	0	0
8899999. Total Separate Accounts - Reciprocal Jurisdiction Non-Affiliates							0	0	0	0	0	0	0
8999999. Total Separate Accounts Reciprocal Jurisdiction							0	0	0	0	0	0	0
9099999. Total Separate Accounts Authorized, Unauthorized, Reciprocal Jurisdiction and Certified							0	0	0	0	0	0	0

ANNUAL STATEMENT FOR THE YEAR 2023 OF THE General Re Life Corporation

**SCHEDULE S - PART 3 - SECTION 2**

Reinsurance Ceded Accident and Health Insurance Listed by Reinsuring Company as of December 31, Current Year

1 NAIC Company Code	2 ID Number	3 Effective Date	4 Name of Company	5 Domi- ciliary Juris- diction	6 Type of Reinsurance Ceded	7 Type of Business Ceded	8 Premiums	9 Unearned Premiums (Estimated)	10 Reserve Credit Taken Other than for Unearned Premiums	Outstanding Surplus Relief		13 Modified Coinsurance Reserve	14 Funds Withheld Under Coinsurance
										11 Current Year	12 Prior Year		
9199999	Total U.S. (Sum of 0399999, 0899999, 1499999, 1999999, 2599999, 3099999, 3699999, 4199999, 4899999, 5399999, 5999999, 6499999, 7099999, 7599999, 8199999 and 8699999)						70,088,465	21,129,274	1,969,649,864	0	0	0	1,182,121,475
9299999	Total Non-U.S. (Sum of 0699999, 0999999, 1799999, 2099999, 2899999, 3199999, 3999999, 4299999, 5199999, 5499999, 6299999, 6599999, 7399999, 7699999, 8499999 and 8799999)						0	0	0	0	0	0	0
9999999	- Totals						70,088,465	21,129,274	1,969,649,864	0	0	0	1,182,121,475



ANNUAL STATEMENT FOR THE YEAR 2023 OF THE General Re Life Corporation

**SCHEDULE S - PART 4**

Reinsurance Ceded to Unauthorized Companies

1	2	3	4	5	6	7	8	9	10	11	12	13	14	15
NAIC Company Code	ID Number	Effective Date	Name of Reinsurer	Reserve Credit Taken	Paid and Unpaid Losses Recoverable (Debit)	Other Debits	Total (Cols.5+6+7)	Letters of Credit	Issuing or Confirming Bank Reference Number (a)	Trust Agreements	Funds Deposited by and Withheld from Reinsurers	Other	Miscellaneous Balances (Credit)	Sum of Cols. 9+11+12+13 +14 but not in Excess of Col. 8
0399999	Total General Account - Life and Annuity U.S. Affiliates			0	0	0	0	0	XXX	0	0	0	0	0
...00000	AA-3770417	01/01/1997	BRITISH INS CO OF CAYMAN		2,187	177	2,364						5,907	2,364
...00000	AA-1340145	01/01/1968	GENERAL REINS AG		4,297,955	48,848	4,346,803						1,083,584	1,083,584
...00000	AA-1340145	01/01/1994	GENERAL REINS AG	41,872	9,862		51,734							0
...00000	AA-1340145	01/01/1994	GENERAL REINS AG		15,288		15,288						46,390	15,288
0599999	General Account - Life and Annuity Non-U.S. Affiliates - Other			41,872	4,325,292	49,025	4,416,189	0	XXX	0	0	0	1,135,881	1,101,236
0699999	Total General Account - Life and Annuity Non-U.S. Affiliates			41,872	4,325,292	49,025	4,416,189	0	XXX	0	0	0	1,135,881	1,101,236
0799999	Total General Account - Life and Annuity Affiliates			41,872	4,325,292	49,025	4,416,189	0	XXX	0	0	0	1,135,881	1,101,236
...00000	AA-1320012	01/01/1994	AXA CORPORATE SOLUTIONS ASSUR	1,585	765		2,350							0
...00000	AA-1560188	01/01/1982	RGA LIFE REINS CO OF CANADA	3,204	582	2,692	6,478						54	54
0999999	General Account - Life and Annuity Non-U.S. Non-Affiliates			4,789	1,347	2,692	8,828	0	XXX	0	0	0	54	54
1099999	Total General Account - Life and Annuity Non-Affiliates			4,789	1,347	2,692	8,828	0	XXX	0	0	0	54	54
1199999	Total General Account Life and Annuity			46,661	4,326,639	51,717	4,425,017	0	XXX	0	0	0	1,135,935	1,101,290
1499999	Total General Account - Accident and Health U.S. Affiliates			0	0	0	0	0	XXX	0	0	0	0	0
1799999	Total General Account - Accident and Health Non-U.S. Affiliates			0	0	0	0	0	XXX	0	0	0	0	0
1899999	Total General Account - Accident and Health Affiliates			0	0	0	0	0	XXX	0	0	0	0	0
2199999	Total General Account - Accident and Health Non-Affiliates			0	0	0	0	0	XXX	0	0	0	0	0
2299999	Total General Account Accident and Health			0	0	0	0	0	XXX	0	0	0	0	0
2399999	Total General Account			46,661	4,326,639	51,717	4,425,017	0	XXX	0	0	0	1,135,935	1,101,290
2699999	Total Separate Accounts - U.S. Affiliates			0	0	0	0	0	XXX	0	0	0	0	0
2999999	Total Separate Accounts - Non-U.S. Affiliates			0	0	0	0	0	XXX	0	0	0	0	0
3099999	Total Separate Accounts - Affiliates			0	0	0	0	0	XXX	0	0	0	0	0
3399999	Total Separate Accounts - Non-Affiliates			0	0	0	0	0	XXX	0	0	0	0	0
3499999	Total Separate Accounts			0	0	0	0	0	XXX	0	0	0	0	0
3599999	Total U.S. (Sum of 0399999, 0899999, 1499999, 1999999, 2699999 and 3199999)			0	0	0	0	0	XXX	0	0	0	0	0
3699999	Total Non-U.S. (Sum of 0699999, 0999999, 1799999, 2099999, 2999999 and 3299999)			46,661	4,326,639	51,717	4,425,017	0	XXX	0	0	0	1,135,935	1,101,290
9999999	Totals			46,661	4,326,639	51,717	4,425,017	0	XXX	0	0	0	1,135,935	1,101,290

(a)

Issuing or Confirming Bank Reference Number	Letters of Credit Code	American Bankers Association (ABA) Routing Number	Issuing or Confirming Bank Name	Letters of Credit Amount

ANNUAL STATEMENT FOR THE YEAR 2023 OF THE General Re Life Corporation

**SCHEDULE S - PART 5**

Reinsurance Ceded to Certified Reinsurers as of December 31, Current Year (\$000 Omitted)

1	2	3	4	5	6	7	8	9	10	11	12	13	14	15	Collateral						23	24	25	26																
															16	17	18	19	20	21					22															
NAIC Company Code	ID Number	Effective Date	Name of Reinsurer	Domiciliary Jurisdiction	Certified Reinsurer Rating (1 through 6)	Effective Date of Certified Reinsurer Rating	Percent Collateral Required for Full Credit (0% - 100%)	Reserve Credit Taken	Paid and Unpaid Losses Recoverable (Debit)	Other Debits	Total Recoverable/ Reserve Credit Taken (Col. 9 + 10 + 11)	Miscellaneous Balances (Credit)	Net Obligation Subject to Collateral (Col. 12 - 13)	Dollar Amount of Collateral Required for Full Credit (Col. 14 Times Col. 8)	Multiple Beneficiary Trust	Letters of Credit	Issuing or Confirming Bank Reference Number (a)	Trust Agreements	Funds Deposited by and Withheld from Reinsurers	Other	Total Collateral Provided (Col. 16 + 17 + 19 + 20 + 21)	Percent of Collateral Provided for Net Obligation Subject to Collateral (Col. 22 / Col. 14)	Percent Credit Allowed on Net Obligation Subject to Collateral (Col. 23 / Col. 8, not to Exceed 100%)	Amount of Credit Allowed for Net Obligation Subject to Collateral (Col. 14 x Col. 24)	Liability for Reinsurance with Certified Reinsurers Due to Collateral Deficiency (Col. 14 - Col. 25)															
0399999. Total General Account - Life and Annuity U.S. Affiliates															0	0	0	0	0	0	0	0	0	0	0	0	0	0	0	0	0	0	0	0	0	0	0	0	0	0
00000	AA-1340145	04/01/2021	GENERAL REINSURANCE AG	DEU	2	04/01/2021	0.1		2,918,724	466,101	3,384,825		3,384,825	3,385	500,000						500,000	14.8	100.0	3,384,825	0															
0599999. General Account - Life and Annuity Non-U.S. Affiliates - Other															0	2,918,724	466,101	3,384,825	0	3,384,825	3,385	500,000	0	XXX	0	0	0	0	500,000	XXX	XXX	3,384,825	0							
0699999. Total General Account - Life and Annuity Non-U.S. Affiliates															0	2,918,724	466,101	3,384,825	0	3,384,825	3,385	500,000	0	XXX	0	0	0	0	500,000	XXX	XXX	3,384,825	0							
0799999. Total General Account - Life and Annuity Affiliates															0	2,918,724	466,101	3,384,825	0	3,384,825	3,385	500,000	0	XXX	0	0	0	0	500,000	XXX	XXX	3,384,825	0							
1099999. Total General Account - Life and Annuity Non-Affiliates															0	0	0	0	0	0	0	0	0	XXX	0	0	0	0	0	XXX	XXX	0	0							
1199999. Total General Account Life and Annuity															0	2,918,724	466,101	3,384,825	0	3,384,825	3,385	500,000	0	XXX	0	0	0	0	500,000	XXX	XXX	3,384,825	0							
1499999. Total General Account - Accident and Health U.S. Affiliates															0	0	0	0	0	0	0	0	0	XXX	0	0	0	0	0	XXX	XXX	0	0							
1799999. Total General Account - Accident and Health Non-U.S. Affiliates															0	0	0	0	0	0	0	0	0	XXX	0	0	0	0	0	XXX	XXX	0	0							
1899999. Total General Account - Accident and Health Affiliates															0	0	0	0	0	0	0	0	0	XXX	0	0	0	0	0	XXX	XXX	0	0							
2199999. Total General Account - Accident and Health Non-Affiliates															0	0	0	0	0	0	0	0	0	XXX	0	0	0	0	0	XXX	XXX	0	0							
2299999. Total General Account Accident and Health															0	0	0	0	0	0	0	0	0	XXX	0	0	0	0	0	XXX	XXX	0	0							
2399999. Total General Account															0	2,918,724	466,101	3,384,825	0	3,384,825	3,385	500,000	0	XXX	0	0	0	500,000	XXX	XXX	3,384,825	0								
2699999. Total Separate Accounts - U.S. Affiliates															0	0	0	0	0	0	0	0	0	XXX	0	0	0	0	0	XXX	XXX	0	0							
2999999. Total Separate Accounts - Non-U.S. Affiliates															0	0	0	0	0	0	0	0	0	XXX	0	0	0	0	0	XXX	XXX	0	0							
3099999. Total Separate Accounts - Affiliates															0	0	0	0	0	0	0	0	0	XXX	0	0	0	0	0	XXX	XXX	0	0							
3399999. Total Separate Accounts - Non-Affiliates															0	0	0	0	0	0	0	0	0	XXX	0	0	0	0	0	XXX	XXX	0	0							
3499999. Total Separate Accounts															0	0	0	0	0	0	0	0	0	XXX	0	0	0	0	0	XXX	XXX	0	0							
3599999. Total U.S. (Sum of 0399999, 0899999, 1499999, 1999999, 2699999 and 3199999)															0	0	0	0	0	0	0	0	0	XXX	0	0	0	0	0	XXX	XXX	0	0							
3699999. Total Non-U.S. (Sum of 0699999, 0999999, 1799999, 2099999, 2999999 and 3299999)															0	2,918,724	466,101	3,384,825	0	3,384,825	3,385	500,000	0	XXX	0	0	0	500,000	XXX	XXX	3,384,825	0								
9999999 - Totals															0	2,918,724	466,101	3,384,825	0	3,384,825	3,385	500,000	0	XXX	0	0	0	500,000	XXX	XXX	3,384,825	0								

47

(a)

Issuing or Confirming Bank Reference Number	Letters of Credit Code	American Bankers Association (ABA) Routing Number	Issuing or Confirming Bank Name	Letters of Credit Amount

ANNUAL STATEMENT FOR THE YEAR 2023 OF THE General Re Life Corporation

**SCHEDULE S - PART 6**

Five Year Exhibit of Reinsurance Ceded Business  
(\$000 Omitted)

	1 2023	2 2022	3 2021	4 2020	5 2019
<b>A. OPERATIONS ITEMS</b>					
1. Premiums and annuity considerations for life and accident and health contracts .....	93,775	96,406	85,540	86,773	88,051
2. Commissions and reinsurance expense allowances .....	29,470	16,918	16,092	16,892	15,625
3. Contract claims .....	78,108	76,291	71,234	78,573	66,565
4. Surrender benefits and withdrawals for life contracts .....			0	0	0
5. Dividends to policyholders and refunds to members .....			0	0	0
6. Reserve adjustments on reinsurance ceded .....	(492)	6	(479)	458	159
7. Increase in aggregate reserve for life and accident and health contracts .....	329,293	334,334	402,607	28,810	190,445
<b>B. BALANCE SHEET ITEMS</b>					
8. Premiums and annuity considerations for life and accident and health contracts deferred and uncollected .....	23,960	18,787	15,894	14,780	15,305
9. Aggregate reserves for life and accident and health contracts .....	3,033,848	2,618,709	2,370,321	1,967,715	1,938,905
10. Liability for deposit-type contracts .....			0	0	0
11. Contract claims unpaid .....	61,708	55,940	53,199	51,535	46,236
12. Amounts recoverable on reinsurance .....	1,829	790	7,020	5,459	1,265
13. Experience rating refunds due or unpaid .....		183	112	172	153
14. Policyholders' dividends and refunds to members (not included in Line 10) .....			0	0	0
15. Commissions and reinsurance expense allowances due .....	14,262	3,494	3,867	3,329	2,206
16. Unauthorized reinsurance offset .....	3,324	66	3,549	3,096	53
17. Offset for reinsurance with Certified Reinsurers .....	0	0	0	0	0
<b>C. UNAUTHORIZED REINSURANCE (DEPOSITS BY AND FUNDS WITHHELD FROM)</b>					
18. Funds deposited by and withheld from (F) .....	0	0	0	0	0
19. Letters of credit (L) .....	0	0	0	0	0
20. Trust agreements (T) .....	0	0	0	0	0
21. Other (O) .....	0	0	0	0	0
<b>D. REINSURANCE WITH CERTIFIED REINSURERS (DEPOSITS BY AND FUNDS WITHHELD FROM)</b>					
22. Multiple Beneficiary Trust .....	500,000	59,100,000	38,105,923	0	0
23. Funds deposited by and withheld from (F) .....	0	0	0	0	0
24. Letters of credit (L) .....	0	0	0	0	0
25. Trust agreements (T) .....	0	0	0	0	0
26. Other (O) .....	0	0	0	0	0

ANNUAL STATEMENT FOR THE YEAR 2023 OF THE General Re Life Corporation

**SCHEDULE S - PART 7**

Restatement of Balance Sheet to Identify Net Credit for Ceded Reinsurance

	1 As Reported (net of ceded)	2 Restatement Adjustments	3 Restated (gross of ceded)
<b>ASSETS (Page 2, Col. 3)</b>			
1. Cash and invested assets (Line 12) .....	4,694,945,232		4,694,945,232
2. Reinsurance (Line 16) .....	301,684,110	(46,241,794)	255,442,316
3. Premiums and considerations (Line 15) .....	277,651,369	23,959,861	301,611,230
4. Net credit for ceded reinsurance .....	XXX	3,114,514,374	3,114,514,374
5. All other admitted assets (balance) .....	53,374,403		53,374,403
6. Total assets excluding Separate Accounts (Line 26) .....	5,327,655,114	3,092,232,441	8,419,887,555
7. Separate Account assets (Line 27) .....	0		0
8. Total assets (Line 28) .....	5,327,655,114	3,092,232,441	8,419,887,555
<b>LIABILITIES, CAPITAL AND SURPLUS (Page 3)</b>			
9. Contract reserves (Lines 1 and 2) .....	2,022,344,783	3,033,848,484	5,056,193,267
10. Liability for deposit-type contracts (Line 3) .....	837,960		837,960
11. Claim reserves (Line 4) .....	633,517,830	61,707,684	695,225,514
12. Policyholder dividends/member refunds/reserves (Lines 5 through 7) .....	0		0
13. Premium & annuity considerations received in advance (Line 8) .....	0		0
14. Other contract liabilities (Line 9) .....	17,832,074		17,832,074
15. Reinsurance in unauthorized companies (Line 24.02 minus inset amount) .....	3,323,727	(3,323,727)	0
16. Funds held under reinsurance treaties with unauthorized reinsurers (Line 24.03 minus inset amount) .....	0		0
17. Reinsurance with Certified Reinsurers (Line 24.02 inset amount) .....	0		0
18. Funds held under reinsurance treaties with Certified Reinsurers (Line 24.03 inset amount) .....	0		0
19. All other liabilities (balance) .....	1,318,510,005		1,318,510,005
20. Total liabilities excluding Separate Accounts (Line 26) .....	3,996,366,379	3,092,232,441	7,088,598,820
21. Separate Account liabilities (Line 27) .....			0
22. Total liabilities (Line 28) .....	3,996,366,379	3,092,232,441	7,088,598,820
23. Capital & surplus (Line 38) .....	1,331,288,735	XXX	1,331,288,735
24. Total liabilities, capital & surplus (Line 39) .....	5,327,655,114	3,092,232,441	8,419,887,555
<b>NET CREDIT FOR CEDED REINSURANCE</b>			
25. Contract reserves .....	3,033,848,484		
26. Claim reserves .....	61,707,684		
27. Policyholder dividends/reserves .....	0		
28. Premium & annuity considerations received in advance .....	0		
29. Liability for deposit-type contracts .....	0		
30. Other contract liabilities .....	0		
31. Reinsurance ceded assets .....	46,241,794		
32. Other ceded reinsurance recoverables .....	0		
33. Total ceded reinsurance recoverables .....	3,141,797,962		
34. Premiums and considerations .....	23,959,861		
35. Reinsurance in unauthorized companies .....	3,323,727		
36. Funds held under reinsurance treaties with unauthorized reinsurers .....	0		
37. Reinsurance with Certified Reinsurers .....	0		
38. Funds held under reinsurance treaties with Certified Reinsurers .....	0		
39. Other ceded reinsurance payables/offsets .....	0		
40. Total ceded reinsurance payable/offsets .....	27,283,588		
41. Total net credit for ceded reinsurance .....	3,114,514,374		

**ANNUAL STATEMENT FOR THE YEAR 2023 OF THE General Re Life Corporation**  
**SCHEDULE T - PREMIUMS AND ANNUITY CONSIDERATIONS (b)**

Allocated by States and Territories

States, Etc.	1	Life Contracts		Direct Business Only			
		2	3	4	5	6	7
	Active Status (a)	Life Insurance Premiums	Annuity Considerations	Accident and Health Insurance Premiums, Including Policy, Membership and Other Fees	Other Considerations	Total Columns 2 through 5 (b)	Deposit-Type Contracts
1. Alabama	AL	L	0	0		0	
2. Alaska	AK	L	0	0		0	
3. Arizona	AZ	L	0	0		0	
4. Arkansas	AR	L	0	0		0	
5. California	CA	L	0	0		0	
6. Colorado	CO	L	0	0		0	
7. Connecticut	CT	L	0	0		0	
8. Delaware	DE	L	0	0		0	
9. District of Columbia	DC	L	0	0		0	
10. Florida	FL	Q	0	0		0	
11. Georgia	GA	L	0	0		0	
12. Hawaii	HI	Q	0	0		0	
13. Idaho	ID	L	0	0		0	
14. Illinois	IL	L	0	0		0	
15. Indiana	IN	L	0	0		0	
16. Iowa	IA	L	0	0		0	
17. Kansas	KS	L	0	0		0	
18. Kentucky	KY	L	0	0		0	
19. Louisiana	LA	L	0	0		0	
20. Maine	ME	Q	0	0		0	
21. Maryland	MD	L	0	0		0	
22. Massachusetts	MA	L	0	0		0	
23. Michigan	MI	L	0	0		0	
24. Minnesota	MN	L	0	0		0	
25. Mississippi	MS	L	0	0		0	
26. Missouri	MO	Q	0	0		0	
27. Montana	MT	L	0	0		0	
28. Nebraska	NE	L	0	0		0	
29. Nevada	NV	L	0	0		0	
30. New Hampshire	NH	Q	0	0		0	
31. New Jersey	NJ	L	0	0		0	
32. New Mexico	NM	L	0	0		0	
33. New York	NY	Q	0	0		0	
34. North Carolina	NC	L	0	0		0	
35. North Dakota	ND	L	0	0		0	
36. Ohio	OH	L	0	0		0	
37. Oklahoma	OK	L	0	0		0	
38. Oregon	OR	L	0	0		0	
39. Pennsylvania	PA	L	0	0		0	
40. Rhode Island	RI	L	0	0		0	
41. South Carolina	SC	L	0	0		0	
42. South Dakota	SD	L	0	0		0	
43. Tennessee	TN	L	0	0		0	
44. Texas	TX	L	0	0		0	
45. Utah	UT	L	0	0		0	
46. Vermont	VT	Q	0	0		0	
47. Virginia	VA	L	0	0		0	
48. Washington	WA	L	0	0		0	
49. West Virginia	WV	L	0	0		0	
50. Wisconsin	WI	L	0	0		0	
51. Wyoming	WY	L	0	0		0	
52. American Samoa	AS	N	0	0		0	
53. Guam	GU	N	0	0		0	
54. Puerto Rico	PR	N	0	0		0	
55. U.S. Virgin Islands	VI	N	0	0		0	
56. Northern Mariana Islands	MP	N	0	0		0	
57. Canada	CAN	Q	0	0		0	
58. Aggregate Other Alien	OT	XXX	0	0	0	0	0
59. Subtotal	XXX	0	0	0	0	0	0
90. Reporting entity contributions for employee benefits plans	XXX					0	
91. Dividends or refunds applied to purchase paid-up additions and annuities	XXX					0	
92. Dividends or refunds applied to shorten endowment or premium paying period	XXX					0	
93. Premium or annuity considerations waived under disability or other contract provisions	XXX					0	
94. Aggregate or other amounts not allocable by State	XXX	0	0	0	0	0	0
95. Totals (Direct Business)	XXX	0	0	0	0	0	0
96. Plus reinsurance assumed	XXX	764,284,783	15,106	432,819,505		1,197,119,394	
97. Totals (All Business)	XXX	764,284,783	15,106	432,819,505	0	1,197,119,394	0
98. Less reinsurance ceded	XXX	23,439,114		65,651,866		89,090,980	
99. Totals (All Business) less Reinsurance Ceded	XXX	740,845,669	15,106	(c) 367,167,639	0	1,108,028,414	0
DETAILS OF WRITE-INS							
58001.	XXX						
58002.	XXX						
58003.	XXX						
58998. Summary of remaining write-ins for Line 58 from overflow page	XXX	0	0	0	0	0	0
58999. Totals (Lines 58001 through 58003 plus 58998)(Line 58 above)	XXX	0	0	0	0	0	0
9401.	XXX						
9402.	XXX						
9403.	XXX						
9498. Summary of remaining write-ins for Line 94 from overflow page	XXX	0	0	0	0	0	0
9499. Totals (Lines 9401 through 9403 plus 9498)(Line 94 above)	XXX	0	0	0	0	0	0

(a) Active Status Counts:

- |  |    |  |   |
|--|----|--|---|
| 1. L - Licensed or Chartered - Licensed insurance carrier or domiciled RRG.....                    | 44 | 4. Q - Qualified - Qualified or accredited reinsurer.....                  | 8 |
| 2. R - Registered - Non-domiciled RRGs.....  | 0  | 5. N - None of the above - Not allowed to write business in the state..... | 5 |
| 3. E - Eligible - Reporting entities eligible or approved to write surplus lines in the state..... | 0  |  |   |

(b) Explanation of basis of allocation by states, etc., of premiums and annuity considerations  
 Not applicable

(c) Column 4 should balance with Exhibit 1, Lines 6.4, 10.4 and 16.4, Col. 6, or with Schedule H, Part 1, Line 1, indicate which: Exhibit 1, Lines 6.4, 10.4, and 16.4, Col. 6.....

ANNUAL STATEMENT FOR THE YEAR 2023 OF THE General Re Life Corporation

**SCHEDULE T - PART 2**  
**INTERSTATE COMPACT - EXHIBIT OF PREMIUMS WRITTEN**

Allocated by States and Territories

States, Etc.		Direct Business Only					6 Totals
		1 Life (Group and Individual)	2 Annuities (Group and Individual)	3 Disability Income (Group and Individual)	4 Long-Term Care (Group and Individual)	5 Deposit-Type Contracts	
1. Alabama	AL						
2. Alaska	AK						
3. Arizona	AZ						
4. Arkansas	AR						
5. California	CA						
6. Colorado	CO						
7. Connecticut	CT						
8. Delaware	DE						
9. District of Columbia	DC						
10. Florida	FL						
11. Georgia	GA						
12. Hawaii	HI						
13. Idaho	ID						
14. Illinois	IL						
15. Indiana	IN						
16. Iowa	IA						
17. Kansas	KS						
18. Kentucky	KY						
19. Louisiana	LA						
20. Maine	ME						
21. Maryland	MD						
22. Massachusetts	MA						
23. Michigan	MI						
24. Minnesota	MN						
25. Mississippi	MS						
26. Missouri	MO						
27. Montana	MT						
28. Nebraska	NE						
29. Nevada	NV						
30. New Hampshire	NH						
31. New Jersey	NJ						
32. New Mexico	NM						
33. New York	NY						
34. North Carolina	NC						
35. North Dakota	ND						
36. Ohio	OH						
37. Oklahoma	OK						
38. Oregon	OR						
39. Pennsylvania	PA						
40. Rhode Island	RI						
41. South Carolina	SC						
42. South Dakota	SD						
43. Tennessee	TN						
44. Texas	TX						
45. Utah	UT						
46. Vermont	VT						
47. Virginia	VA						
48. Washington	WA						
49. West Virginia	WV						
50. Wisconsin	WI						
51. Wyoming	WY						
52. American Samoa	AS						
53. Guam	GU						
54. Puerto Rico	PR						
55. U.S. Virgin Islands	VI						
56. Northern Mariana Islands	MP						
57. Canada	CAN						
58. Aggregate Other Alien	OT						
59. Total							

**NONE**

**SCHEDULE Y - INFORMATION CONCERNING ACTIVITIES OF INSURER MEMBERS OF A HOLDING COMPANY GROUP**

**PART 1 - ORGANIZATIONAL CHART**

	NAIC	DOMICILE	FED ID#
Berkshire Hathaway Inc. (30.99991% owned by Warren E. Buffett)		DE	47-0813844
Acme Building Brands, Inc.		DE	75-2864968
Acme Brick Company		DE	75-2403336
Acme Brick DFW, LLC		DE	83-0429401
Acme Brick Sales Company, LLC		DE	20-3883479
Alpha Cargo Motor Express, Inc.		TX	75-1379033
Innovative Building Products, Inc.		TX	75-2230919
Acme Management Company		DE	75-2403337
Acme Services Company, LLC		DE	75-2514346
Affordable Housing Partners, Inc.		DE	45-3769803
AHP 1, L.P.		DE	30-0761132
AHP Affordable, LLC		DE	80-0847095
AHP Federal and State Affordable 2, LLC		DE	84-3755052
AHP Federal and State Affordable 3, LLC		DE	84-3786733
AHP Housing Fund 1, LLC		NV	35-2447768
Reliance-Hospital Ground Associates, Limited Liability Limited Partnership		VI	27-5494476
AHP Housing Fund 2, LLC		NV	30-0741786
Riser Road Partners, LP		MS	45-4080344
AHP Housing Fund 3, LLC		NV	61-1690303
GCI Fund XVIII, LP		MO	27-2114103
AHP Housing Fund 4, LLC		NV	35-2447999
Deer Path SLF, LLC		IL	45-5028590
AHP Housing Fund 8, LLC		DE	38-3879542
DHI-Kachina Apartments, LLC		AZ	45-4422417
AHP Housing Fund 9, LLC		DE	38-3879644
Bulldogger-GMC, Limited Partnership		OK	45-3823323
AHP Housing Fund 10, LLC		DE	38-3879703
Ironman-GMC, Limited Partnership		OK	45-3823308
AHP Housing Fund 11, LLC		DE	37-1698937
WC-GMC, Limited Partnership		OK	45-5369890
AHP Housing Fund 12, LLC		DE	37-1698993
WP-GMC, Limited Partnership		OK	45-5378535
AHP Housing Fund 14, LLC		DE	38-3882204
Steele Lawton Pointe LLC		OK	35-2428497
Steele Tower Apartments, LLC		SD	27-4237579
AHP Housing Fund 15, LLC		DE	61-1690180
AHP Housing Fund 16, LLC		DE	37-1700908
Artisan American JPA, L.P.		LA	45-4102030
AHP Housing Fund 17, LLC		DE	36-4740813
Playa del Pueblo, Ltd.		TX	45-3171599
AHP Housing Fund 18, LLC		DE	30-0748965
Lofts at Roberts, LLC		IN	45-4645174
AHP Housing Fund 19, LLC		DE	36-4741393
Dovecoast Housing, LP		TX	46-1164026
AHP Housing Fund 20, LLC		DE	37-1701500
Foxfire Apartments Limited Dividend Housing Association, LLC		MI	45-4300290
AHP Housing Fund 21, LLC		DE	36-4745479
Silver Moon Lodge LLLP		NM	46-2629154
AHP Housing Fund 22, LLC		DE	30-0753286
Park Manor Estates II LP		MN	45-2486547
AHP Housing Fund 23, LLC		DE	61-1696001
Alexandria Housing LLLP		MN	20-5006642
AHP Housing Fund 24, LLC		DE	38-3889831
Point Place Partners, LP		MS	46-1285759
AHP Housing Fund 25, LLC		DE	32-0392000
Jackson Square Housing, LLC		NC	46-1139252
AHP Housing Fund 26, LLC		DE	61-1698204
Mixed Income, LLC		NV	45-1767288
AHP Housing Fund 27, LLC		DE	35-2460781
Plaza Square 50 LP		MO	45-4776750
AHP Housing Fund 28, LLC		DE	36-4747707
Westgate Senior Limited Dividend Housing Association, LLC		MI	46-0710685
AHP Housing Fund 29, LLC		DE	38-3892372
Logan 24, LP, an Iowa Limited Partnership		IA	45-4738103
AHP Housing Fund 30, LLC		DE	32-0394468
Centerline AHP Housing LLC		NJ	46-2621376
Woodbury Oakwood Urban Renewal Preservation, LP		NJ	45-3478219
AHP Housing Fund 31, LLC		DE	38-3897538
Serenity Park Associates, LP		OK	27-3546759
AHP Housing Fund 32, LLC		DE	35-2467652
Sugar Hill Crossing, LLC		LA	45-1203819
AHP Housing Fund 33, LLC		DE	32-0401323
Garfield Place Partners LP		MO	90-0787204
AHP Housing Fund 34, LLC		DE	36-4754245
GCI Fund XXVI, LP		MO	45-4598542
AHP Housing Fund 35, LLC		DE	37-1714447
Heartland Senior Housing, LLC		IA	45-4193830
AHP Housing Fund 36, LLC		DE	38-3902079
Loretta Hall, LP		MO	45-5339440
AHP Housing Fund 37, LLC		DE	35-2471973
Lutkin Bayou Drew. L.P.		MS	37-1666592
AHP Housing Fund 38, LLC		DE	35-2472106
Meadows / Collins, L.P.		MS	38-3870060
AHP Housing Fund 39, LLC		DE	38-3902536
Dalcor Reef Club, Ltd		FL	37-1733462
AHP Housing Fund 40, LLC		DE	61-1708891
Cambria Properties, L.P.		IL	45-2687032
AHP Housing Fund 41, LLC		DE	35-2473885
Spencer Housing Associates, L.P.		TN	45-3005520
AHP Housing Fund 42, LLC		DE	37-1730403
McLeansboro Properties, L.P.		IL	26-3691226
AHP Housing Fund 43, LLC		DE	36-4759558
Livingston Senior Housing, L.P.		TN	45-3003646
AHP Housing Fund 44, LLC		DE	35-2474426
Centralia Properties, L.P.		IL	45-2687152
AHP Housing Fund 45, LLC		DE	32-0408414

**SCHEDULE Y - INFORMATION CONCERNING ACTIVITIES OF INSURER MEMBERS OF A HOLDING COMPANY GROUP**

**PART 1 - ORGANIZATIONAL CHART**

	<b>NAIC</b>	<b>DOMICILE</b>	<b>FED ID#</b>
Ritter AAL Senior, LP		GA	45-5628152
Union City Homes, LP		MO	45-4167307
AHP Housing Fund 46, LLC		DE	38-3906191
AHP Housing Fund 47, LLC		DE	37-1732357
Northwoods Housing LLLP		MN	35-2409643
AHP Housing Fund 48, LLC		DE	61-1712848
AHP Housing Fund 49, LLC		DE	61-1712834
Brewerytown Apartments, LLC		PA	46-4658543
AHP Housing Fund 50, LLC		DE	36-4761904
AHGH Townhomes, LLC		WI	46-5187215
AHP Housing Fund 51, LLC		DE	36-4766883
Eunice Housing, LP		LA	46-0612632
AHP Housing Fund 52, LLC		DE	36-4766761
Ingram Place Apartments, LLC		WI	46-3641328
AHP Housing Fund 53, LLC		DE	35-2481833
Minneapolis Leased Housing Associates IV, Limited Partnership		MN	45-1798638
AHP Housing Fund 54, LLC		DE	35-2482129
Northwest Corner Affordable Housing Partners LLLP		WA	26-3740247
AHP Housing Fund 55, LLC		DE	35-2482304
UH Senior Partnership II, L.P.		GA	45-5411572
AHP Housing Fund 56, LLC		DE	36-4769781
Twin Oaks at Stone Ridge, L.P.		MO	35-2440995
AHP Housing Fund 57, LLC		DE	35-2485081
Southview Apartments, L.P.		MO	32-0373080
AHP Housing Fund 58, LLC		DE	61-1720994
Mixed Income 2, LLC		NV	46-4344108
AHP Housing Fund 59, LLC		DE	30-0796821
Pineview Housing LLLP		MN	46-1508038
AHP Housing Fund 60, LLC		DE	32-0419250
Woodland Housing LLLP		MN	46-1516982
AHP Housing Fund 61, LLC		DE	37-1747784
TX Kennedy Apartments, LTD		TX	46-3635875
AHP Housing Fund 62, LLC		DE	37-1747645
Shreveport CV Housing, LLC		LA	36-4751648
AHP Housing Fund 63, LLC		DE	36-4776817
Dalcor Castle Woods, LTD		FL	46-4361381
AHP Housing Fund 64, LLC		DE	38-3922251
Dalcor Ridge Club, LTD		FL	46-4487667
AHP Housing Fund 65, LLC		DE	30-0806700
777 Main Street LLC		CT	46-2700327
AHP Housing Fund 66, LLC		DE	30-0809323
Heritage Holly Springs, LP		MS	37-1719710
AHP Housing Fund 67, LLC		DE	32-0433421
Orange Redevelopment VJ, LP		TX	30-0801676
AHP Housing Fund 68, LLC		DE	37-1750454
Orange Redevelopment PG, LP		TX	39-2081063
AHP Housing Fund 69, LLC		DE	36-4779168
Orange Redevelopment AR II, LP		TX	38-3918669
AHP Housing Fund 70, LLC		DE	38-3924882
Church Point Housing, LP		LA	46-0599408
AHP Housing Fund 71, LLC		DE	38-3924866
Fairview Wiggins, LP		MS	45-5116734
AHP Housing Fund 72, LLC		DE	30-0819271
Olivewood Apartments, LP		MS	45-5116814
AHP Housing Fund 73, LLC		DE	32-0437224
Perry County Properties, LP		MS	45-5116855
AHP Housing Fund 74, LLC		DE	37-1754306
Pine Grove Ackerman, LP		MS	45-4715139
AHP Housing Fund 75, LLC		DE	38-3928485
Cine, LP		IN	45-3677422
AHP Housing Fund 76, LLC		DE	36-4784982
The Villages at ParcStone, LLC		NC	47-1852550
AHP Housing Fund 77, LLC		DE	61-1736688
Downers Grove Supportive Living Facility, LLC		IL	47-1410213
AHP Housing Fund 78, LLC		DE	37-1756514
15 West LLC		OR	46-5669000
AHP Housing Fund 79, LLC		DE	35-2506966
Bayou Oaks Homes, LP		LA	46-5660755
AHP Housing Fund 80, LLC		DE	38-3931007
Dalcor Williamsburg, LTD		TX	47-4978888
AHP Housing Fund 81, LLC		DE	37-1760827
Sable Chase, LLC		GA	46-3931420
AHP Housing Fund 82, LLC		DE	37-1760982
Desert Willow Apartments, LLC		AZ	46-2501893
AHP Housing Fund 83, LLC		DE	32-0444400
Catalunya Apartments LLC		AZ	90-1019323
AHP Housing Fund 84, LLC		DE	38-3935611
Miraflores Apartments LLC		AZ	90-1019300
AHP Housing Fund 85, LLC		DE	37-1761560
Vgas 1 Dcatur LLC		NV	46-4755034
AHP Housing Fund 86, LLC		DE	30-0841960
The Sanctuary at St. Cloud, LP		MN	81-1734583
AHP Housing Fund 87, LLC		DE	37-1766203
CLDC Alton, LP		TX	47-1615714
AHP Housing Fund 88, LLC		DE	37-1766144
Galena Estates, LLC		KS	46-1877963
AHP Housing Fund 89, LLC		DE	38-3941115
Morton Senior Residence, LLC		IL	30-0842526
AHP Housing Fund 90, LLC		DE	36-4795421
Orange Redevelopment WO, LP		TX	38-3940454
AHP Housing Fund 91, LLC		DE	32-0455387
SP&D Mt Pleasant LLC		NC	47-1701034
AHP Housing Fund 92, LLC		DE	61-1752340
SP&D Sylva LLC		NC	47-1696811
AHP Housing Fund 93, LLC		DE	35-2523462
SP&D Raleigh LLC		NC	47-1712051



# SCHEDULE Y - INFORMATION CONCERNING ACTIVITIES OF INSURER MEMBERS OF A HOLDING COMPANY GROUP

## PART 1 - ORGANIZATIONAL CHART

	NAIC	DOMICILE	FED ID#
AHP Housing Fund 94, LLC		DE	32-0455837
WPHS Venture Partners, LLC		DE	46-3525022
AHP Housing Fund 95, LLC		DE	36-4801123
AHP Housing Fund 96, LLC		DE	38-3953295
Peoria SLF LP		IL	47-1409286
AHP Housing Fund 97, LLC		DE	32-0457110
Sohl Avenue RCF, LP		IN	47-3774075
AHP Housing Fund 98, LLC		DE	32-0457171
W-G GMC LP		OK	46-3081897
AHP Housing Fund 99, LLC		DE	32-0457278
Oklahoma Christian Affordable LP		OK	47-2412504
AHP Housing Fund 100, LLC		DE	30-0854970
John Calvin Manor Housing Partners, LP		MO	61-1682406
AHP Housing Fund 101, LLC		DE	38-3956099
JVL 1721, LP		MO	45-2632969
AHP Housing Fund 102, LLC		DE	38-3955018
Katherine Estates, LP		MO	46-1934331
AHP Housing Fund 103, LLC		DE	35-2528752
Dalcour Skyline, LTD		TX	81-3301251
AHP Housing Fund 104, LLC		DE	32-0458958
Christian County Rural Housing, LP		MO	27-3510043
AHP Housing Fund 105, LLC		DE	61-1755861
Coffelt-Lamoreaux, LLC		WI	80-0922218
AHP Housing Fund 106, LLC		DE	37-1778040
Madison Heights Phase I, LLC		WI	61-1730032
AHP Housing Fund 107, LLC		DE	32-0461077
Madison Heights Phase II, LLC		WI	30-0808783
AHP Housing Fund 108, LLC		DE	30-0857611
The Sanctuary at West Saint Paul, LP		MN	47-4064199
AHP Housing Fund 109, LLC		DE	36-4805141
Butler Brothers Hospitality Group, LLC		TX	35-2478025
AHP Housing Fund 110, LLC		DE	37-1778476
Huntington Estates LP		TX	46-4867805
AHP Housing Fund 111, LLC		DE	32-0464239
Laurel Hill Venture, LLC		VA	47-1619707
AHP Housing Fund 112, LLC		DE	61-1759903
Southview Apartments II, L.P.		MO	32-0454679
AHP Housing Fund 113, LLC		DE	38-3969302
3rd and Indian School Assisted Living Facility, LLC		DE	37-1794718
AHP Housing Fund 114, LLC		DE	38-3969258
13 West LLC		OR	47-5108291
Big Sky Plains LP		TX	27-4413751
AHP Housing Fund 115, LLC		DE	30-0868697
AHP Housing Fund 116, LLC		DE	35-2531463
Verona Estates, LP		MS	47-4445441
AHP Housing Fund 117, LLC		DE	38-3969702
Pedcor Investments-2009-KMAH, LP		DE	27-0854997
AHP Housing Fund 118, LLC		DE	61-1760436
Council Tower Senior Apartments, LP		MO	26-3138755
AHP Housing Fund 119, LLC		DE	36-4808561
Providence Realty Affordable Housing, LLC		DE	27-2172519
AHP Housing Fund 120, LLC		DE	36-4808741
Village at Avalon Apartments LLLP		NM	47-5351565
AHP Housing Fund 121, LLC		DE	38-3979289
Hellenic Senior Living of New Albany, LLC		IN	81-1370579
AHP Housing Fund 122, LLC		DE	30-0882410
Hellenic Senior Living of Indianapolis, LLC		IN	81-1377415
AHP Housing Fund 123, LLC		DE	36-4817681
Second and Delaware LLC		MO	26-4383007
AHP Housing Fund 124, LLC		DE	61-1769986
Waterstone Tax Credit Fund I LLC		OH	81-0976250
AHP Housing Fund 125, LLC		DE	35-2541695
Centerville Senior Lofts, LLC		IA	47-2421070
AHP Housing Fund 126, LLC		DE	35-2541761
Southridge Senior Lofts, LLC		IA	47-2380829
AHP Housing Fund 127, LLC		DE	30-0883039
Keokuk Senior Lofts, LLC		IA	47-2432464
AHP Housing Fund 128, LLC		DE	61-1770291
Jasper Lofts, LLC		IN	47-3430486
AHP Housing Fund 129, LLC		DE	36-4818241
Deer Valley Assisted Living Facility, LLC		DE	30-0888063
AHP Housing Fund 130, LLC		DE	32-0474877
DonnaLouise LLC		NV	47-3152717
AHP Housing Fund 131, LLC		DE	38-3982589
Faxon School Apartments, LLC		MO	46-2835485
AHP Housing Fund 132, LLC		DE	37-1795314
SP&D Shallotte LLC		NC	47-4871953
AHP Housing Fund 133, LLC		DE	61-1773154
False River Partners, LP		MS	81-2019872
AHP Housing Fund 134, LLC		DE	35-2545094
The Sanctuary at Springboro Ohio, LP		DE	81-3672478
AHP Housing Fund 135, LLC		DE	30-0887095
Alhambra Partners, LP		AZ	81-1016445
AHP Housing Fund 136, LLC		DE	32-0478301
Dodge Partners LP		AZ	81-0923007
AHP Housing Fund 137, LLC		DE	37-1795669
Charlestown Ropewalk, LLC		MA	46-4872711
AHP Housing Fund 138, LLC		DE	38-3983435
Twain HTC Fund XII, LLC		IL	82-2875902
AHP Housing Fund 139, LLC		DE	30-0887671
Camellia Group, LP		MS	47-5573556
AHP Housing Fund 140, LLC		DE	35-2545764
AHP Housing Fund 141, LLC		DE	37-1825537
Muncie RCF LP		IN	35-2566958
AHP Housing Fund 142, LLC		DE	36-4835537
Marshall County Associates II, LP		TN	46-3079580

**SCHEDULE Y - INFORMATION CONCERNING ACTIVITIES OF INSURER MEMBERS OF A HOLDING COMPANY GROUP**

**PART 1 - ORGANIZATIONAL CHART**

	NAIC	DOMICILE	FED ID#
AHP Housing Fund 143, LLC		DE	30-0936774
Meadowview Excelsior Springs, LP		MO	30-0848947
AHP Housing Fund 144, LLC		DE	32-0494076
AHP Housing Fund 145, LLC		DE	35-2560001
Shawnee Tax Credit Fund, LLC		MO	45-5406004
AHP Housing Fund 146, LLC		DE	36-4835565
Westover Senior P3, LP		TX	36-4843711
AHP Housing Fund 147, LLC		DE	32-0494262
James Place Tax Credit Fund, LLC		MO	47-2365223
AHP Housing Fund 148, LLC		DE	38-4002355
Stone Ridge Senior Villas, LP		MO	36-4799417
AHP Housing Fund 149, LLC		DE	35-2560176
Berkshire Estates, LP		MO	47-2606107
AHP Housing Fund 150, LLC		DE	36-4835746
1712 Commerce Master Tenant, LLC		TX	47-4203880
AHP Housing Fund 151, LLC		DE	36-4842293
Lake Ridge LSL Senior, LP		MO	37-1770966
AHP Housing Fund 152, LLC		DE	36-4842314
Cochise Villas, LP		AZ	81-5347233
AHP Housing Fund 153, LLC		DE	36-4842426
Pecan Creek - GMC, LP		OK	46-3073631
AHP Housing Fund 154, LLC		DE	30-0947059
New Covington Apartments LP		LA	26-3092233
AHP Housing Fund 155, LLC		DE	37-1832512
Claremore - GMC LP		OK	81-2711480
AHP Housing Fund 156, LLC		DE	30-0947318
Inman, LLC		LA	47-2942226
AHP Housing Fund 157, LLC		DE	35-2567644
Michigan City RCF LP		IN	32-0501168
AHP Housing Fund 158, LLC		DE	61-1798765
Rusk Pines LP		TX	46-4867737
AHP Housing Fund 159, LLC		DE	61-1798912
Kokomo RCF LP		IN	81-5195931
AHP Housing Fund 160, LLC		DE	30-0947814
Capitol Places VI Owner, LLC		SC	46-4126534
AHP Housing Fund 161, LLC		DE	35-2491061
Glasswater Creek of Lafayette, LLC		IN	81-4894508
AHP Housing Fund 162, LLC		DE	46-4238510
Avondale Van Buren ALF, LLC		DE	82-1117855
AHP Housing Fund 163, LLC		DE	38-4024191
Shreveport BDB Housing Partners, LLC		LA	37-1883146
AHP Housing Fund 164, LLC		DE	35-2582442
ROWSAT96, LP		NE	47-5494632
AHP Housing Fund 165, LLC		DE	30-0964699
Willow Park Group, LP		MS	81-2977544
AHP Housing Fund 166, LLC		DE	38-4024696
K West Apartments LP		OR	82-1725948
AHP Housing Fund 167, LLC		DE	38-4857260
Blenheim School Apartments, LP		MO	81-4857776
AHP Housing Fund 168, LLC		DE	36-4857493
Bethany Villa Limited Dividend Housing Association LP		MI	81-5429903
AHP Housing Fund 169, LLC		DE	37-1848411
AHP Housing Fund 170, LLC		DE	61-1813824
CJ Peete I, LLC		LA	71-1000853
AHP Housing Fund 171, LLC		DE	35-2593800
Mission Twin Oaks LP		TX	81-5469311
AHP Housing Fund 172, LLC		DE	38-4036461
Boerne Abbington Ranch, LP		GA	82-2708476
AHP Housing Fund 173, LLC		DE	37-1858216
Timberlane Partners, LP		MS	81-3737388
AHP Housing Fund 174, LLC		DE	32-0531818
Woodlawn Partners, LP		MS	81-3781645
AHP Housing Fund 175, LLC		DE	30-0990079
SP&D Hickory LLC		NC	81-3605077
AHP Housing Fund 176, LLC		DE	61-1845503
Westchester Village East Limited Dividend Housing Association LP		MI	82-0613859
AHP Housing Fund 177, LLC		DE	61-1845676
Westchester Village North Limited Dividend Housing Association LP		MI	81-5476902
AHP Housing Fund 178, LLC		DE	32-0532426
Evansville RCF LP		IN	82-0621378
AHP Housing Fund 179, LLC		DE	32-0532581
Mishawaka RCF LP		IN	82-0620959
AHP Housing Fund 180, LLC		DE	37-1859285
Elevate at Jordan Creek, LP		IA	82-3044253
AHP Housing Fund 181, LLC		DE	61-1850267
Camelot Housing Associates Limited Partnership		MA	83-0815652
AHP Housing Fund 182, LLC		DE	61-1850458
Valle de Atrisco LLLP		NM	82-2943407
AHP Housing Fund 183, LLC		DE	37-1863788
Hellenic Senior Living of Elkhart, LLC		IN	82-0995335
AHP Housing Fund 185, LLC		DE	36-4873049
AHP Housing Fund 186, LLC		DE	37-1864239
AHP Housing Fund 187, LLC		DE	35-2600509
AHP Housing Fund 188, LLC		DE	61-1851088
Louden Housing LLC		IA	82-3203180
AHP Housing Fund 189, LLC		DE	35-2600835
Mt. Pentelicus MT, LLC		DE	83-4363589
AHP Housing Fund 190, LLC		DE	35-2600897
Edna The Post Oak LP		TX	82-0619506
AHP Housing Fund 191, LLC		DE	61-1854168
Dalcor Gessner, LTD		TX	82-3179006
AHP Housing Fund 192, LLC		DE	37-1867732
Terre Haute AAL LP		IN	82-2672689
AHP Housing Fund 193, LLC		DE	32-0541198
Stephens Garage Building, LLC		LA	26-0496945
AHP Housing Fund 194, LLC		DE	32-0541366

**SCHEDULE Y - INFORMATION CONCERNING ACTIVITIES OF INSURER MEMBERS OF A HOLDING COMPANY GROUP**

**PART 1 - ORGANIZATIONAL CHART**

	<u>NAIC</u>	<u>DOMICILE</u>	<u>FED ID#</u>
Ferriday Housing, LP		MS	82-3104130
AHP Housing Fund 195, LLC		DE	61-1854560
AHP Housing Fund 196, LLC		DE	36-4876802
Houston 5110 Griggs Road Residential, LP		TX	38-3920582
AHP Housing Fund 197, LLC		DE	36-4876946
AHP Housing Fund 198, LLC		DE	35-2604512
Fort Wayne AAL LP		IN	82-2691797
AHP Housing Fund 199, LLC		DE	32-0541824
Serenity Park II, LLC		OK	82-1780261
AHP Housing Fund 200, LLC		DE	35-2604877
Fields Apartments LP		OR	82-1987362
AHP Housing Fund 201, LLC		DE	36-4897520
Printworks Ventures, LLC		NC	81-4827773
AHP Housing Fund 202, LLC		DE	36-4897649
TX Heritage Huntsville 2019, LTD		TX	84-2589953
AHP Housing Fund 203, LLC		DE	36-4900671
SCS Decatur 17, LP		TX	82-2870051
AHP Housing Fund 204, LLC		DE	36-4897942
Riverside Senior Investments, LP		TX	81-5452024
AHP Housing Fund 205, LLC		DE	36-4900778
LIV Boerne Hills, LP		TX	82-2247292
AHP Housing Fund 206, LLC		DE	30-1107271
BC 2018 Lockhart, LP		TX	83-0955138
AHP Housing Fund 207, LLC		DE	61-1896469
AHP Housing Fund 209, LLC		DE	38-4088215
Cook Road AAL LP		IN	83-2242872
AHP Housing Fund 210, LLC		DE	38-4088238
SP&D Marion LLC		NC	83-1738032
AHP Housing Fund 211, LLC		DE	32-0582475
SCF Lamesa 17, LP		TX	82-2863880
AHP Housing Fund 212, LLC		DE	32-0582664
Palmview Spur LP		TX	82-4787127
AHP Housing Fund 213, LLC		DE	61-1905812
AHP Housing Fund 214, LLC		DE	61-1905979
Marbella Apartments, LLC		NM	35-2657517
AHP Housing Fund 215, LLC		DE	38-4097948
Y Lofts, LP		KS	83-2844370
AHP Housing Fund 216, LLC		DE	37-1927033
Lake Meadows AL, LP		IN	83-1511108
AHP Housing Fund 217, LLC		DE	38-4105218
Texarkana Grim Housing Partners LP		TX	32-0579865
AHP Housing Fund 218, LLC		DE	35-2656517
Providence Ted Trout Drive, LP		TX	82-2847711
AHP Housing Fund 221, LLC		DE	36-4937921
Sherwood Housing Associates Limited Partnership		MA	83-0815570
AHP Housing Fund 222, LLC		DE	35-2661435
AHP Housing Fund 224, LLC		DE	32-0599607
AHP Housing Fund 225, LLC		DE	61-1930521
AHP Housing Fund 226, LLC		DE	84-2794759
AHP Housing Fund 227, LLC		DE	84-2810128
AHP Housing Fund 228, LLC		DE	84-2825744
Braselton Court, LP		GA	45-4759084
AHP Housing Fund 229, LLC		DE	84-2848647
Brighton Pointe LP		NC	36-4743690
AHP Housing Fund 230, LLC		DE	84-2867804
Brookcreek Crossing LP		VA	30-0749914
AHP Housing Fund 231, LLC		DE	84-2964143
AHP Housing Fund 232, LLC		DE	84-2983350
The Preserve at Hardwick, LP		TN	32-0444468
AHP Housing Fund 233, LLC		DE	84-3003311
AHP Housing Fund 234, LLC		DE	84-3019674
AHP Housing Fund 235, LLC		DE	84-3034854
Mills Creek Crossing, LP		GA	80-0968965
AHP Housing Fund 236, LLC		DE	84-3068466
New Blossom Partners, LP		TN	46-3242875
AHP Housing Fund 237, LLC		DE	84-3087573
AHP Housing Fund 238, LLC		DE	84-3098398
AHP Housing Fund 239, LLC		DE	84-3146518
AHP Housing Fund 240, LLC		DE	84-3189470
AHP Housing Fund 241, LLC		DE	84-3235687
OKC Rockwell Apartments, LLC		OK	83-2636483
AHP Housing Fund 242, LLC		DE	84-3263777
AHP Housing Fund 243, LLC		DE	84-3277026
AHP Housing Fund 244, LLC		DE	84-3298481
AHP Housing Fund 246, LLC		DE	84-3845054
AHP Housing Fund 247, LLC		DE	84-3858393
AHP Housing Fund 248, LLC		DE	84-3886928
AHP Housing Fund 249, LLC		DE	84-3901367
AHP Housing Fund 250, LLC		DE	84-3934683
AHP Housing Fund 251, LLC		DE	84-3957809
AHP Housing Fund 252, LLC		DE	84-3969639
AHP Housing Fund 255, LLC		DE	84-4028519
AHP Housing Fund 256, LLC		DE	85-0601585
AHP Housing Fund 257, LLC		DE	85-2109161
AHP Housing Fund 258, LLC		DE	85-0638355
AHP Housing Fund 259, LLC		DE	85-0653472
AHP Housing Fund 260, LLC		DE	85-0666262
AHP Housing Fund 262, LLC		DE	85-0689053
AHP Housing Fund 263, LLC		DE	85-0703429
AHP Housing Fund 264, LLC		DE	85-0717117
AHP Housing Fund 266, LLC		DE	85-0744774
AHP Housing Fund 268, LLC		DE	85-0773569
AHP Housing Fund 269, LLC		DE	85-0788645
AHP Housing Fund 270, LLC		DE	85-0802483
AHP Housing Fund 271, LLC		DE	85-1746250
AHP Housing Fund 272, LLC		DE	85-1747778

# SCHEDULE Y - INFORMATION CONCERNING ACTIVITIES OF INSURER MEMBERS OF A HOLDING COMPANY GROUP

## PART 1 - ORGANIZATIONAL CHART

	NAIC	DOMICILE	FED ID#
AHP Housing Fund 273, LLC		DE	85-1762243
AHP Housing Fund 274, LLC		DE	85-1798584
AHP Housing Fund 275, LLC		DE	85-1821947
AHP Housing Fund 276, LLC		DE	85-1862463
AHP Housing Fund 277, LLC		DE	85-1880896
AHP Housing Fund 278, LLC		DE	85-1905856
AHP Housing Fund 279, LLC		DE	85-1934157
AHP Housing Fund 280, LLC		DE	85-1960324
AHP Housing Fund 281, LLC		DE	85-3116711
AHP Housing Fund 282, LLC		DE	85-3138006
AHP Housing Fund 283, LLC		DE	85-3168346
AHP Housing Fund 284, LLC		DE	85-3182265
AHP Housing Fund 286, LLC		DE	85-3230113
AHP Housing Fund 287, LLC		DE	85-3241496
AHP Housing Fund 288, LLC		DE	85-3363427
AHP Housing Fund 289, LLC		DE	85-3384328
AHP Housing Fund 290, LLC		DE	85-3417470
AHP Housing Fund 291, LLC		DE	86-1563367
AHP Housing Fund 292, LLC		DE	86-1587069
AHP Housing Fund 293, LLC		DE	86-1641859
AHP Housing Fund 294, LLC		DE	86-1677104
AHP Housing Fund 295, LLC		DE	86-1706250
AHP Housing Fund 297, LLC		DE	86-1759273
AHP Housing Fund 298, LLC		DE	86-1785547
AHP Housing Fund 299, LLC		DE	86-1818860
AHP Housing Fund 300, LLC		DE	86-1847805
AHP Housing Fund 301, LLC		DE	87-2063254
AHP Housing Fund 302, LLC		DE	87-2106509
AHP Housing Fund 303, LLC		DE	87-2110744
AHP Housing Fund 304, LLC		DE	87-2144690
AHP Housing Fund 305, LLC		DE	87-2155635
AHP Housing Fund 306, LLC		DE	87-2173325
AHP Housing Fund 307, LLC		DE	87-2248828
AHP Housing Fund 308, LLC		DE	87-2272005
AHP Housing Fund 309, LLC		DE	87-2284224
AHP Housing Fund 310, LLC		DE	87-2311859
AHP Housing Fund 311, LLC		DE	87-3350626
AHP Housing Fund 312, LLC		DE	87-3372574
AHP Housing Fund 313, LLC		DE	87-3392197
AHP Housing Fund 314, LLC		DE	87-3412497
AHP Housing Fund 315, LLC		DE	87-3432740
AHP Housing Fund 316, LLC		DE	87-3449412
AHP Housing Fund 317, LLC		DE	87-3475077
AHP Housing Fund 319, LLC		DE	87-3516313
AHP Housing Fund 320, LLC		DE	87-3531918
AHP Housing Fund 321, LLC		DE	88-1706172
AHP Housing Fund 322, LLC		DE	88-1716679
AHP Housing Fund 323, LLC		DE	88-1744535
AHP Housing Fund 324, LLC		DE	88-1773046
AHP Housing Fund 325, LLC		DE	88-1791668
AHP Housing Fund 326, LLC		DE	88-1841033
AHP Housing Fund 327, LLC		DE	88-1876859
AHP Housing Fund 328, LLC		DE	88-1917979
AHP Housing Fund 329, LLC		DE	88-1931898
AHP Housing Fund 330, LLC		DE	88-1950438
AHP Housing Fund 331, LLC		DE	88-3719022
AHP Housing Fund 332, LLC		DE	88-3729001
AHP Housing Fund 333, LLC		DE	88-3751559
AHP Housing Fund 334, LLC		DE	88-3771611
AHP Housing Fund 335, LLC		DE	88-3791671
AHP Housing Fund 336, LLC		DE	88-3810803
AHP Housing Fund 337, LLC		DE	88-3836582
AHP Housing Fund 338, LLC		DE	88-3860476
AHP Housing Fund 339, LLC		DE	88-3881761
AHP Housing Fund 340, LLC		DE	88-3901910
AHP Housing Fund 341, LLC		DE	92-0601838
AHP Housing Fund 342, LLC		DE	88-4159050
AHP Housing Fund 343, LLC		DE	92-0627394
AHP Housing Fund 344, LLC		DE	92-0647879
AHP Housing Fund 345, LLC		DE	92-0657618
AHP Housing Fund 346, LLC		DE	92-0673905
AHP Housing Fund 347, LLC		DE	88-4189569
AHP Housing Fund 348, LLC		DE	92-0727762
AHP Housing Fund 349, LLC		DE	92-0744407
AHP Housing Fund 350, LLC		DE	88-4201422
AHP Housing Fund 351, LLC		DE	92-2243358
AHP Housing Fund 352, LLC		DE	92-2276023
AHP Housing Fund 353, LLC		DE	92-2298452
AHP Housing Fund 354, LLC		DE	92-2327056
AHP Housing Fund 355, LLC		DE	92-2352744
AHP Housing Fund 356, LLC		DE	92-2377965
AHP Housing Fund 357, LLC		DE	92-2406113
AHP Housing Fund 358, LLC		DE	92-2430552
AHP Housing Fund 359, LLC		DE	92-2449563
AHP Housing Fund 360, LLC		DE	92-2479176
AHP Housing Fund 361, LLC		DE	92-3991389
AHP Housing Fund 362, LLC		DE	92-4016696
AHP Housing Fund 363, LLC		DE	93-1342122
AHP Housing Fund 364, LLC		DE	93-1367090
AHP Housing Fund 365, LLC		DE	93-1399654
AHP Housing Fund 366, LLC		DE	93-1419998
AHP Housing Fund 367, LLC		DE	93-1449343
AHP Housing Fund 368, LLC		DE	93-1468398
AHP Housing Fund 369, LLC		DE	93-1494333
AHP Housing Fund 370, LLC		DE	93-1518031
AHP SLP LLC		DE	84-3047721

**SCHEDULE Y - INFORMATION CONCERNING ACTIVITIES OF INSURER MEMBERS OF A HOLDING COMPANY GROUP**

**PART 1 - ORGANIZATIONAL CHART**

	<b>NAIC</b>	<b>DOMICILE</b>	<b>FED ID#</b>
Hunt Capital Partners Tax Credit Fund 2012 - Oak Hill, LLC (FKA AHP Housing Fund 13, LLC)		DE	30-0746548
Round Lake Beach LP		IL	26-4069096
AHP Historic Partners, LLC		DE	30-0954214
AHP State Affordable, LLC		DE	32-0406704
AHP State Housing Fund 11, LLC		DE	85-3262876
AHP State Housing Fund 12, LLC		DE	85-3288529
AHP State Housing Fund 13, LLC		DE	85-3298919
AHP State Housing Fund 14, LLC		DE	85-3325040
AHP State Housing Fund 15, LLC		DE	85-3344981
AHP State Housing Fund 16, LLC		DE	85-3449216
AHP State Housing Fund 17, LLC		DE	85-3553551
AHP State Housing Fund 18, LLC		DE	85-3489037
AHP State Housing Fund 19, LLC		DE	85-3528525
AHP State Housing Fund 20, LLC		DE	85-3551155
KCIC LIHTC 6 LLC		DE	93-1907645
Keeler Park MTE LLC		DE	93-1916323
KCIC LIHTC 10 LLC		OH	93-3962237
Fort Vancouver Preservation MTE, LLC		DE	93-4063751
MLK 2 Associates MTE, LLC		DE	93-4087589
Standard Denbigh Trace Venture MTE, LLC		DE	93-4017624
Sutton Place Preservation MTE, LLC		DE	93-4050557
Tullahoma Village Community Partners MTE, LLC		DE	93-3996295
SunAmerica Affordable Housing Partners 127, A Nevada Limited Partnership		NV	20-0298402
SunAmerica Affordable Housing Partners 176, A Nevada Limited Partnership		NV	61-1702231
Albecca Inc.		GA	39-1389732
Larson-Juhl International LLC		GA	58-2140960
Larson-Juhl A.S.		NOR	
Larson-Juhl Australia		AUS	
Megawood Mouldings Pty Ltd.		AUS	
Larson-Juhl Canada Ltd.		CAN	
Larson-Juhl France LLC		GA	58-2140956
Larson-Juhl Germany		DEU	58-2233652
Larson-Juhl Korea, Limited		KOR	58-2233650
Larson-Juhl Netherlands B.V.		NLD	
Barth Larson-Juhl B.V.		NLD	98-0221556
Larson-Juhl New Zealand Limited		NZL	
Larson-Juhl Nippon Co., Ltd.		JPN	
Larson-Juhl Qingdao Co. Ltd.		CHN	
Larson-Juhl Sweden A.B.		SWE	
Tranaslist A.B.		SWE	
Larson-Juhl US LLC		GA	58-2398627
Northhampton Acquisition Limited		GBR	
Larson-Juhl Ireland Ltd.		IRL	
Larson-Juhl s.r.o.		CZE	
Larson-Juhl UK		GBR	98-0221543
Lira s.r.o.		CZE	
Magnolia Group Limited		GBR	
Alleghany Corporation		DE	51-0283071
Alleghany Capital Corporation		DE	13-3725517
Alleghany Hospitality Investments LLC		DE	84-2630349
First Act, LLC		DE	81-3075316
IPS-Integrated Project Services, LLC		DE	23-2561581
Anchorbuoy Ltd		IMN	98-1638183
Amiston Linesight Limited		BHR	98-1638594
Amiston Linesight Limited (IE)		IRL	98-1637861
An Iorua AS		NOR	98-1663102
Anchor GCC Ltd		IMN	98-1640296
BS An Ghearmain GMBH		DEU	98-1640595
BS Denmark Aps		DNK	98-1641258
BS Isiltir BV		NLD	98-1641587
Citiwide Consultants Limited		HKG	98-1641714
Cuanbac Limited		IRL	98-1642467
Cuanbac Ltd (UK)		GBR	98-1640994
Downbay Limited		GBR	98-1641364
Kiabay Unlimited Company		IRL	98-1639401
Line Radharc Limited		IRL	98-1641965
Linesight AB		SWE	
Linesight BV Belgium		BEL	98-1642476
Linesight Chile SPA		CHL	98-1642275
Linesight Company Limited		SAU	98-1641927
Linesight Consulting LLC		DE	82-4414027
Linesight consulting Private Ltd		IND	98-1641362
Linesight Consulting Shanghai Limited		CHN	98-1641376
Linesight DMCC		ARE	98-1641871
Linesight Finland Oy		FIN	98-1641856
Linesight GmbH		AUT	98-1654665
Linesight Inc		CAN	
Linesight Italy SRL		ITA	98-1641892
Linesight Japan KK		JPN	98-1654320
Linesight Limited		ISR	98-1638458
Linesight Limited (IE)		IRL	98-1640459
Linesight Poland sp. z o.o.		POL	98-1765248
Linesight PTE Limited		SGP	98-1641600
Linesight PTE. Limited Taiwan Branch (Singapore)		TWN	98-1641883
Linesight S.A. DE C.V.		MEX	
Linesight Sdn. Bhd (Malaysia)		MYS	
Linesight Spain S.L.U		ESP	98-1639768
Linesight Switzerland Sarl		CHE	98-1663542
Linesight Uruguay S.A		URY	
Millfont Limited		IRL	98-1640315
Murascaille Holdings BV		NLD	98-1640353
Netfont Unlimited		IRL	98-1639774
Planbay Limited		IRL	98-1640952
Rollbay Unlimited Company		IRL	98-1640608
Safebay Limited		IRL	98-1638600
Trenmor LLC		DE	38-3818109

**SCHEDULE Y - INFORMATION CONCERNING ACTIVITIES OF INSURER MEMBERS OF A HOLDING COMPANY GROUP**

**PART 1 - ORGANIZATIONAL CHART**

	NAIC	DOMICILE	FED ID#
Trenmor PTY Limited		AUS	98-1640965
Trenmor SAS ref France		FRA	98-1642441
Trenmor Unlimited Company		IRL	98-1642178
Ercom Engineers, Private Limited		IND	
ILPS Limited Unipessoal LDA		PRT	98-1681468
Integrated Project Services International Pvt Ltd.		IND	98-1169612
IPS Bioengineering Technology (Shanghai) Co., Ltd.		CHN	38-4155004
IPS Professional Engineers and Architects, PC		PA	27-2909419
IPS-Integrated Project Services Corp.		PA	23-2865978
IPS-Integrated Project Services Limited		GBR	98-1169585
IPS-Integrated Project Services (Ireland) Limited		IRL	98-1381700
IPS-Integrated Project Services GmbH		CHE	98-1344891
IPS Architect Services Canada Inc.		CAN	98-1548281
IPS-Integrated Project Services (Germany) GmbH		DEU	98-1469538
IPS-Integrated Project Services, ULC		CAN	98-1345844
IPS-Services de Projets integres (Quebec) S.E.N.C.		CAN	
IPS-Integrated Project Services, Pvt Ltd		SGP	98-1198327
IPS-Mehtalia, Private Limited		IND	80-0736836
IPS-Servicos de Projetos Integrados Ltda		BRA	98-1105723
Summit Insurance Limited		CYM	98-0171613
The Cardinal Group USA, LLC		DE	46-5038882
Jaz Toys HK Limited		HKG	98-1183185
Jaz Toys UK Ltd		GBR	98-1279867
Jaz Toys UK Ltd. French Branch		FRA	
Jazwares Europe GmbH & Co. KG		DEU	98-1655884
Jazwares GmbH		DEU	98-1279860
Jazwares Holland B.V.		NLD	
Jazwares Europe Management GmbH		DEU	98-1655883
Jazwares S. de R.L. de C.V.		MEX	98-1536047
Wicked Cool (HK) Limited		HKG	98-1356068
Jazplus, LLC		DE	84-4049477
Jazwares Entertainment, LLC		DE	47-3729412
Jazwares Soft Creations LLC		DE	92-0285257
Jazwares, LLC		DE	51-0388825
955 Shotgun Road, LLC		FL	82-1541168
959 Shotgun Road, LLC		FL	47-2615350
1067 Studios, LLC		DE	47-4653839
Jazwares Australia Holdco Pty Ltd		AUS	
Jazwares Australia Opco Pty Ltd		AUS	
Jazwares Canada Holdings Inc.		DE	86-1941206
Jazwares Canada LP		DE	
Kelly Toys Holdings, LLC		DE	84-5160796
Wicked Cool Toys Holdings, LLC		DE	81-5112846
Wicked Cool Toys, LLC		DE	90-0859574
Kelly Amusement Holdings, LLC		DE	84-5150269
WWSC Holdings, LLC		DE	20-1535505
Triton Steel, LLC		DE	
W&W Steel Erectors, LLC		DE	27-0915339
W&W-AFCO Steel LLC		DE	35-2530653
Consteel Technical Services, Ltd.		GBR	98-0201656
Hirschfeld Properties LP		TX	87-0765840
MCGILL ENGINEERING INDIA PRIVATE LTD		IND	98-1453643
WWEPL Holdings Corp.		DE	82-1608695
W&W Engineering Private, Ltd. India		IND	82-1608695
W&W Steel Company		OK	73-0550968
Z Global Logistics, LLC		DE	84-2599243
Zag Toys Holdings, LLC		DE	82-3784847
Zag Toys, LLC		DE	82-3787181
Alleghany Insurance Holdings LLC		DE	51-0283071
Alleghany Reinsurance Company	12640	VT	20-5101850
CapSpecialty, Inc.		WI	39-1052658
Capitol Facilities Corporation (Wisconsin)		WI	39-1792399
Capitol Indemnity Corporation	10472	WI	39-0971527
Capitol Specialty Insurance Corporation	10328	WI	39-0988659
Platte River Insurance Company	18619	NE	56-0997453
CATA Services Company		WI	46-1500243
Roundwood Asset Management LLC		DE	27-1354706
RSUI Group, Inc.		DE	01-0788257
Resurgens Specialty Underwriting, Inc.		GA	56-1616350
RSUI Indemnity Company	22314	NH	16-0366830
Covington Specialty Insurance Company	13027	NH	26-1168626
Landmark American Insurance Company	33138	NH	73-0994137
RSUI Surplus Lines Insurance Services, Inc.		DE	56-2055341
RSUI Insurance Exchange RPG, Inc.		DE	83-2721193
Alleghany Properties Holdings LLC		DE	68-0339019
Alleghany Properties LLC		DE	68-0339019
APH Las Serenas Simi Valley, LLC		DE	68-0339019
APH SLP, LLC		DE	68-0339019
APH Terracina Cathedral City, LLC		DE	68-0339019
APH Terracina Vineyard LLC		DE	68-0339019
Transatlantic Holdings, Inc.		DE	80-0795986
Pillar Capital Holdings Limited		BMU	
Professional Risk Management Services, Inc.		DE	20-4872787
Transatlantic Re (Argentina) S.A.		ARG	
Transatlantic Reinsurance Company	19453	NY	13-5616275
Calpe Insurance Company Limited		GIB	
El Sol Del Paraguay S.A.		PRY	
Fair American Insurance and Reinsurance Company	35157	NY	13-3333610
Fair American Select Insurance Company	15201	DE	46-1213970
Orien Risk Analysts, Inc.		NY	11-3563729
TransRe Europe S.A.		LUX	
TransRe London Limited		GBR	
TransRe London Services Limited		GBR	
TransRe S.A.		PAN	
TRC Escritório de Representação no Brasil Ltda.		BRA	
TransRe Underwriting Managers Agency Ltd.		DE	81-1939146

# SCHEDULE Y - INFORMATION CONCERNING ACTIVITIES OF INSURER MEMBERS OF A HOLDING COMPANY GROUP

## PART 1 - ORGANIZATIONAL CHART

	NAIC	DOMICILE	FED ID#
TReIMCo Limited		GBR	
Ben Bridge Corporation		WA	94-3366374
Ben Bridge Jeweler, Inc.		WA	91-0695728
Benjamin Moore & Co.		NJ	13-5256230
Benjamin Moore & Co., Limited		CAN	
Benjamin Moore UK Limited		GBR	
Complementary Coatings Corp.		NY	74-3245926
Eco Color Company		NJ	27-0660605
The Indecor Group, Inc.		NJ	22-3522457
Berkshire Hathaway Automotive Inc.		DE	47-2124505
ABC Nissan LLC		DE	74-3112441
ACVT Motors, LLC		DE	73-1701637
Artex Automotive Sales II, LLC		DE	75-2827246
Auto Media, LLC		DE	86-0554751
Bell Road Motors, LLC		DE	46-1127820
BFVT Motors, LLC		DE	26-4753998
BH Automotive LLC		DE	86-0940588
BHA Minority Interest Holdco, Inc.		DE	35-2593468
BHVT Motors, LLC		DE	86-0939888
BWNVT Motors, LLC		DE	20-2019191
Capitol Chevrolet Motors LLC		DE	87-1880877
CAVT, LLC		DE	86-0833438
CHVT Motors, LLC		DE	27-3475637
Crest Cadillac II, LLC		DE	75-2827245
Crest Infiniti II, LLC		DE	75-2827244
Crown Automotive, LLC		DE	37-1205269
Crown Motors, LLC		DE	46-3299318
CTVT Motors, LLC		DE	86-0607143
DBBH Motors LLC		DE	92-2821915
DBVT Motors, LLC		DE	26-4443107
DMVW Motors, LLC		DE	26-1213265
Evansville Automotive (LEX), LLC		DE	13-4236286
Evansville Automotive, LLC		DE	13-4236289
FFBH Motors, LLC		DE	47-2478722
FLTVT, L.L.C.		DE	48-1225754
FMAVT Motors, LLC		DE	46-1058973
FSVT Motors, LLC		DE	45-2613080
GAFVT Motors, LLC		DE	86-0949028
GANVT Motors, LLC		DE	86-0949025
GAWVT Motors, LLC		DE	91-2167192
GMVT Motors, LLC		DE	27-0168543
GPVN Motors, LLC		DE	26-0509104
Grand Prairie Ford, LLC		DE	86-1038667
Grapevine Imports, LLC		DE	75-2642974
HFWBH Motors, LLC		DE	47-2539983
Husker Auto Group, LLC		DE	48-1230195
Infiniti of Scottsdale, LLC		DE	86-0661598
IOC Motors, LLC		DE	27-1457162
Irvtex Automotive Sales II, LLC		DE	75-2827242
Joe Myers Automotive, LLC		DE	76-0183386
Joe Myers Ford II, LLC		DE	76-0660241
Joe Myers Motors-Three, LLC		DE	76-0295766
Kenny Kent Chevrolet Co., LLC		DE	35-0815650
KTVT Motors, LLC		DE	27-1102271
Lone Star Buick-GMC II, LLC		DE	48-1230035
Luke Motor Company II, LLC		DE	75-2827238
LVN Motors, LLC		DE	86-0907173
MBSABH Motors LLC		DE	47-3443043
MCVT Motors, LLC		DE	26-2170637
Metro Auto Auction Dallas, LLC		DE	45-4532478
Metro Auto Auction, LLC		DE	20-2347995
Midway Chevrolet Company I, LLC		DE	86-0202697
Midway Holdings I, LLC		DE	86-0850437
Miles Chevrolet, LLC		DE	37-0981664
MVVT Motors, LLC		DE	27-3520425
NFVT Motors, LLC		DE	45-2413507
NMVT Motors, LLC		DE	86-1018010
NPTBH Motors LLC		DE	81-1369733
PF Automotive LLC		DE	82-4557680
PFVT Motors, LLC		DE	20-3759783
Pinnacle Nissan, LLC		DE	86-0807824
PIVT Motors, LLC		DE	26-0811908
PNVT Motors, LLC		DE	86-1009290
RCJD Motors, LLC		DE	27-2774178
Reliable Automotive, LLC		DE	43-1572730
Reliable Chevrolet (MO), LLC		DE	43-0898180
Reliable Chevrolet (NM), LLC		DE	85-0360254
Reliable Chevrolet II (TX), LLC		DE	75-2827270
Reliable Imports & Motorhomes, LLC		DE	43-1796195
Reliable Motors (AU), LLC		DE	45-4865766
Reliable, LLC		DE	85-0379704
Richardson Automotive II, LLC		DE	75-2827264
RVWVT Motors, LLC		DE	26-3816569
SFVT Investors, LLC		DE	45-2100070
Showcase Automotive LLC		DE	20-2020605
Showcase Motors LLC		DE	20-2020536
Smart Group (The), LP		TX	48-1306143
Smart Group AZ (The), LLC		TX	48-1306143
SN Management, Inc.		TX	33-1043990
SSLVT Motors, LLC		DE	45-4198394
Stonebriar Chevrolet I, LLC		DE	75-2928388
TODVT LLC		DE	86-1014610
TOHVT Motors, LLC		DE	27-4898712
Town East Ford II, LLC		DE	75-2924848
TXVT LLC		DE	86-0871569
V.T. Motors, LLC		DE	86-0850810

# SCHEDULE Y - INFORMATION CONCERNING ACTIVITIES OF INSURER MEMBERS OF A HOLDING COMPANY GROUP

## PART 1 - ORGANIZATIONAL CHART

	NAIC	DOMICILE	FED ID#
Van Chevrolet-Cadillac, LLC		DE	44-0617358
Van Hyundai II, LLC		DE	20-4536566
Vandergriff Automotive II LLC		DE	75-3024222
Vandergriff Chevrolet II, LLC		DE	75-2827256
Vandergriff Hyundai II, LLC		DE	20-3854307
VODVT Motors LLC		DE	20-5651029
VOP Motors, LLC		DE	45-5146534
Zak Products II, LLC		DE	05-0547499
Berkshire Hathaway Credit Corporation		NE	47-0679606
BH Credit LLC		DE	41-2149407
BH-IMC Holdings Inc.		DE	93-4858188
IMC International Metalworking Companies Inc.		DE	93-4843432
Berkshire Production Supply (Canada)		CAN	
BSW Zerspanungswerkzeuge GmbH		DEU	
D.C. Properties Ltd.		CAN	
D.C.C. Properties s.r.o.		CZE	
IMC (Germany) Holdings GmbH		DEU	
Ingersoll Werkzeuge GmbH		DEU	
Ingersoll France Sarl		FRA	
IMC Benelux B.V.		NLD	
Iscar Nederland B.V.		NLD	
Tungaloy Benelux B.V.		NLD	
IMC EndMill Ltd.		KOR	
IMC Metaldur S.A		CHE	
Ingersoll Cutting Tool Ltd.		CAN	
Ingersoll Cutting Tools De Mexico, Sa De C.V.		MEX	
Ingersoll Hungary Kft		HUN	
Ingersoll Taegutec Italia S.r.l.		ITA	
Intehna Beo Doo Beograd		SRB	
Intehna d.o.o.		SVN	
Intehna Zagreb Ltd.		HRV	
Iscar Alati d.o.o.		HRV	
Iscar Austria GMBH		AUT	
Iscar Benelux S.A		BEL	
Iscar Bulgaria Eood		BGR	
Iscar C.R. s.r.o.		CZE	
Iscar De Mexico S.A. De C.V.		MEX	
Iscar DO Brasil Comercial Ltda.		BRA	
Iscar Finland OY		FIN	
Iscar Germany GmbH		DEU	
Iscar Greece S.A.		GRC	
Iscar Gulf Holding Ltd		ARE	
Iscar Gulf Trading L.L.C		ARE	
Iscar Hartmetall A.G.		CHE	
I.G.R.E.C. Grundstucksverwaltungs GmbH		DEU	
Iscar Australia Pty. Limited		AUS	
Iscar France S.A.S.		FRA	
Sutol AG		CHE	
Iscar Hungary Kft		HUN	
Iscar Iberica S.A.		ESP	
Iscar Portugal-Tools And Machinery, S.A.		PRT	
Iscar India Private Limited		IND	
Iscar International Trading (Shanghai) Co. Ltd.		CHN	
Iscar Italia s.r.l.		ITA	
Iscar Japan Ltd.		JPN	
Iscar Kesici Takim Ticareti Veimalati Ltd. Sirketi		TUR	
Iscar Ltd.		ISR	
Metaor – Metal Injection Industries Ltd.		ISR	
Shafir Production Systems Ltd.		ISR	
Novosurge Technologies Ltd		ISR	
Iscar Metal Cutting Technology (Shanghai) Co., Ltd.		CHN	
Iscar Morocco		MAR	
Iscar Nepremicnine d.o.o.		SVN	
Iscar Poland Sp. Z.o.o.		POL	
Iscar Rezni Alati d.o.o.		HRV	
Iscar Slovenija d.o.o.		SVN	
Iscar South Africa (Pty) Ltd.		ZAF	
Iscar Sr. S.R.O.		SVK	
Iscar Sverige AB		SWE	
Iscar Taiwan, Ltd.		TWN	
Iscar Thailand, Ltd.		THA	
Iscar Tools Argentina S.A.		ARG	
Iscar Tools d.o.o.		SRB	
Iscar Tools Inc.		CAN	
Iscar Tools Ltd.		GBR	
Iscar Tools S.R.L.		ROU	
Iscar Vietnam LLC		VNM	
Isreco A.G.		CHE	
Iswerco Aktiebolag		SWE	
It. Te. Di. S.R.L.		ITA	
LLC Iscar		RUS	
LLC TaeguTec RUS		RUS	
LLC TaeguTec Ukraine		UKR	
LLC Iscar Ukraine		UKR	
Morse Production Limited Liability Company		RUS	
NTK Cutting Tools (Shanghai) Co., Ltd.		CHN	
NTK Cutting Tools CO., LTD.		JPN	
NTK Technical Ceramics Korea Co., Ltd.		KOR	
Outlittec E.U.R.L		FRA	
Preco Sp.Z.O.O.		POL	
PT Tungaloy Indonesia		IDN	
PT.TaeguTec Indonesia		IDN	
S.C. TaeguTec Tools S.R.L.		ROU	
Sci Ifreco		FRA	
Taegutec (Thailand) Ltd.		THA	
TaeguTec Argentina S.A.		ARG	



**SCHEDULE Y - INFORMATION CONCERNING ACTIVITIES OF INSURER MEMBERS OF A HOLDING COMPANY GROUP**

**PART 1 - ORGANIZATIONAL CHART**

	<u>NAIC</u>	<u>DOMICILE</u>	<u>FED ID#</u>
Taegutec Australia Pty Ltd		AUS	
TaeguTec CR s.r.o.		CZE	
Taegutec Cutting Tools Trading (Shanghai) Co. Ltd.		CHN	
Taegutec d.o. Brazil Ltda.		BRA	
TaeguTec Hungary Kft		HUN	
TaeguTec India Private Limited		IND	
Taegutec Japan Ltd		JPN	
Taegutec Ltd.		KOR	
IMC International Metalworking Engineering & Production (Dalian) Co. Ltd.		CHN	
KMS Ltd.		KOR	
Taegutec Tooling Systems Malaysia Sdn. Bhd.		MYS	
Xiamen Honglu Tungsten-Molybdenum Industry Co., Ltd.		CHN	
TaeguTec Polska SP. z o.o.		POL	
TaeguTec Scandinavia AVS		DNK	
Taegutec Slovakia S.R.O		SVK	
TaeguTec South Africa(Proprietary) Limited		ZAF	
TaeguTec Spain, S.L.U		ESP	
Taegutec U.K. Ltd.		GBR	
TaeguTec Vietnam Limited Liability Company		VNM	
Tagutec Kesici Takimlar Sanayi Ve Ticaret A.S.		TUR	
Tungaloy Corporation		JPN	
Nangchang Cemented Carbide Ltd. Company		CHN	
Tungaloy Cutting Tool (Shanghai) Co. Ltd.		CHN	
Tungaloy Friction Material Vietnam Ltd.		VNM	
Tungaloy Malaysia SDN BHD		MYS	
Tungaloy Taiwan Corporation		TWN	
Tungaloy-NTK America Inc.		IL	36-3511418
Tungaloy-NTK De Mexico S.A.		MEX	
Tungaloy-NTK Cutting Tool (Thailand) Co., Ltd.		THA	
Tungaloy-NTK Germany GmbH		DEU	
Tungaloy Cutting Tools Taiwan Co., Ltd		TWN	
Tungaloy Czech SRO		CZE	
Tungaloy France s.a.s		FRA	
Tungaloy Gulf Holdings Ltd.		ARE	
Tungaloy FZE		ARE	
Tungaloy Hungary Kft		HUN	
Tungaloy Iberica, S.L.		ESP	
Tungaloy India Private Limited		IND	
Tungaloy Italia S.r.l.		ITA	
Tungaloy Kesici Takimlar Sanayi Ve Ticaret A.S		TUR	
Tungaloy Korea Ltd.		KOR	
Tungaloy Polska SP. z o.o.		POL	
Tungaloy Rezni Alati d.o.o		HRV	
Tungaloy Rus LLC		RUS	
Tungaloy Scandinavia AB		SWE	
Tungaloy-NTK do Brasil Comercio DE Ferramentas DE Corte Ltda		BRA	
Tungaloy-NTK UK Limited		GBR	
Twing-M ALC		BLR	
U.O.P. S.P.A.		ITA	
Wertsam Technology, S.L.		ESP	
YG-1 Co., Ltd.		KOR	
Zhejiang Songde NC-Tools Co., Ltd.		CHN	
ITTI Group USA Holdings, Inc.		DE	75-2908704
D.I. Properties Inc.		TX	75-2546832
Herramientas Especializadas Rrks Sa De Cv		MEX	
Ingersoll Cutting Tool Company Inc.		DE	75-2908703
Iscar Metals Inc.		NJ	11-2129228
ITTI Investment Holdings Inc.		DE	37-1737373
A.C.T. Equipment Sales Ltd.		CAN	
Abrasive Tool Company, LLC		DE	92-3717049
Berkshire Production Supply LLC		MI	20-2178725
Butler Brothers Supply Division, LLC		DE	01-0227197
CMT Industrial Solutions, LLC		DE	81-5238636
Cutting Tools Holdings, LLC		DE	83-3800689
Cutting Tools, LLC		KY	61-0705435
Decatur Custom Tool, LLC		DE	37-0900539
EWIE Group of Companies, LLC		DE	83-3043953
IMCO Carbide Tool Inc.		DE	34-1237442
Industrial Tooling & Supply LLC		DE	63-0854239
Iwen Tool Supply, LLC		DE	38-2777964
James H. Cross Co., LLC		DE	25-1261676
Macpherson Western Tool & Supply Co., LLC		DE	94-1492715
Tool & Gage Associates, Inc.		OR	93-0867881
Manufacturing Solutions of Minnesota, LLC		DE	27-0168957
Precision Cutting Technologies, Inc.		DE	45-4673903
Bourn & Koch, Inc.		IL	36-2827595
Diamond Technology Innovations, Inc.		WA	71-0975197
Supermill, LLC		DE	30-1025039
Precision Cutting Tools, LLC		DE	82-5373403
Southwest Tooling Supply, LLC		DE	54-1609767
Productos Industriales Rrks Sa De Cv		MEX	
Tool-Flo Manufacturing, Inc		TX	74-1990355
BH Holding LLC		DE	46-5629651
BH International Holdings		CYM	98-1444928
WPLG, Inc.		DE	32-0551209
Miami Tower, LLC		FL	20-8038410
BH Media Group, Inc.		DE	45-5344990
Palace Building Master Tenant, LLC		DE	47-4476125
Palace Building, LLC		DE	47-4465572
World Investments, Inc.		NE	47-0625852
Berkshire Hathaway Energy Company		IA	94-2213782
BHE Canada, LLC		DE	46-1251130
BHE Canada Holdings Corporation		CAN	83-3544190
AlbertaEx, L.P.		CAN	
BHE AltaLink Ltd.		CAN	
BHE Alberta Ltd.		CAN	

**SCHEDULE Y - INFORMATION CONCERNING ACTIVITIES OF INSURER MEMBERS OF A HOLDING COMPANY GROUP**

**PART 1 - ORGANIZATIONAL CHART**

	<u>NAIC</u>	<u>DOMICILE</u>	<u>FED ID#</u>
AltaLink Holdings, L.P.		CAN	
AltaLink Investments, L.P.		CAN	
AltaLink, L.P.		CAN	
KainaiLink, L.P.		CAN	
PiikaniLink, L.P.		CAN	
AltaLink Investment Management Ltd.		CAN	
AltaLink Management Ltd.		CAN	
BHE GP Holdings Ltd.		CAN	
BHE Canada Limited		CAN	
AlbertaEx G.P. Inc		CAN	
BHE Canada Management Ltd.		CAN	
BHE Canada Rattlesnake G.P. Inc.		CAN	
MATL Canada G.P. Inc.		CAN	
NEP Limited GP Inc.		CAN	
NAT-1 GP Inc.		CAN	
BHE Canada, L.P.		CAN	
BHE Canada Rattlesnake L.P.		CAN	
NEP Holdings Limited Partnership		CAN	
NAT-1 Limited Partnership		CAN	
MATL Canada L.P.		CAN	
BHE Montana, LLC	DE		45-4073481
BHE Glacier Wind 1, LLC	DE		45-0597148
BHE Glacier Wind 2, LLC	DE		26-2438366
BHE Power Watch, LLC	DE		27-0515262
BHE Rim Rock Wind, LLC	DE		27-2860287
BHE Wind Watch, LLC	DE		80-0772521
BHEM Balancing Authority Services, LLC	DE		45-3167899
BHE Pipeline Group, LLC	DE		85-1727774
Alaska Gas Transmission Company, LLC	DE		20-0730905
Alaska Gas Pipeline Company, LLC	CAN		45-2081405
BHE CS Holdings, LLC	DE		84-3193556
BHE Compression Services, LLC	DE		84-3202708
BHE GT&S, LLC	DE		85-1944244
Carolina Gas Services, Inc.	VA		47-4574139
Eastern Energy Gas Holdings, LLC	VA		46-3639580
Carolina Gas Transmission, LLC	SC		57-0655473
Eastern Gas Transmission and Storage, Inc.	DE		55-0629203
Tioga Properties, LLC	DE		30-0108564
Farmington Properties, Inc.	PA		76-0450804
NE Hub Partners, L.L.C.	DE		76-0457894
NE Hub Partners, L.P.	DE		76-0457892
Eastern MLP Holding Company II, LLC	VA		47-3459919
Cove Point GP Holding Company, LLC	DE		46-5176788
Cove Point LNG, LP	DE		51-0363076
Iroquois, Inc.	DE		55-0704971
Iroquois GP Holding Company, LLC	DE		55-0704971
Iroquois Gas Transmission System L.P.	DE		06-1285387
Eastern Gathering and Processing, Inc.	VA		47-5154245
Modular LNG Holdings, Inc.	VA		82-3625237
NiChe LNG, LLC	DE		82-3638191
NiChe Storage Solutions, LLC	DE		84-5186120
Pivotal LNG, LLC	DE		20-5447265
Pivotal JAX LNG, LLC	DE		36-4801462
JAX LNG, LLC	DE		36-4802342
Rev LNG SSL BC LLC	PA		38-3944800
KR Holding, LLC	DE		75-3045251
Kern River Gas Transmission Company	DE		76-0185455
MidAmerican Energy Machining Services LLC	DE		41-2068177
NNGC Acquisition, LLC	DE		82-0556195
Northern Natural Gas Company	DE		93-0932349
BHE Renewables, LLC	DE		45-3657885
BHE Geothermal, LLC	DE		45-4242204
CalEnergy Generation Operating Company	DE		39-1988036
CalEnergy Geothermal Holding, LLC	DE		46-2446184
CalEnergy, LLC	DE		46-2437007
CE Generation, LLC	DE		47-0818523
BHE Gas, Inc.	TX		76-0284201
BHER Power Resources, Inc.	DE		76-0209869
Falcon Power Operating Company	TX		76-0270150
Saranac Energy Company, Inc.	DE		76-0263606
Saranac Power Partners, L.P.	DE		76-0370293
North Country Gas Pipeline Corporation	NY		76-0373017
California Energy Development Corporation	DE		77-0321523
California Energy Yuma Corporation	UT		87-0468648
CalEnergy YCA Partner 2, LLC	DE		93-4770968
Yuma Cogeneration Associates	UT		87-0484750
Magma Power Company	NV		95-3694478
Black Rock Geothermal LLC	DE		92-1157169
CalEnergy Minerals LLC	DE		47-0810718
CalEnergy Operating Corporation	DE		33-0268085
CE Leathers Company	CA		27-1573694
CE Turbo LLC	DE		47-0812159
Del Ranch Company	CA		27-1573463
Desert Valley Company	CA		33-0335627
Earth Energy Power Link LLC	DE		92-1538487
Elmore Company	CA		27-1573610
Elmore North Geothermal LLC	DE		88-4338071
Fish Lake Power LLC	DE		33-0453364
Imperial Magma LLC	DE		95-2636966
Magma Land Company I	NV		33-0560469
Magma/Geo-83 JV	CA		33-0557782
Morton Bay Geothermal LLC	DE		92-1188544
Salton Sea Power Company	NV		33-0560471
Salton Sea Power Generation Company	CA		27-1573861
Salton Sea Power L.L.C.	DE		47-0810713
Vulcan Power Company	NV		95-2636765

**SCHEDULE Y - INFORMATION CONCERNING ACTIVITIES OF INSURER MEMBERS OF A HOLDING COMPANY GROUP**

**PART 1 - ORGANIZATIONAL CHART**

	<b>NAIC</b>	<b>DOMICILE</b>	<b>FED ID#</b>
Vulcan/BN Geothermal Power Company		NV	95-3992087
CE Geothermal, Inc.		DE	77-0321525
Cordova Energy Company LLC		DE	42-1488428
MidAmerican Geothermal Development Corporation		DE	52-2353098
BHE Hydro, LLC		DE	45-3827832
BHER San Vicente Holdings, LLC		DE	88-4105342
BHER/KIEWIT SVESF, LLC		DE	92-0425540
Wailuku Investment, LLC		SD	45-4891379
Wailuku Holding Company, LLC		DE	20-4458668
S.W. Hydro, Inc.		DE	52-1917849
Wailuku River Hydroelectric Power Company, Inc.		HI	52-1678231
Wailuku River Hydroelectric Limited Partnership		HI	52-1754375
BHE Infrastructure Group, LLC		DE	85-3561338
BHE Infrastructure Services, LLC		DE	85-3909604
Texas Emergency Power Reserve, LLC		DE	86-3317628
BHE Solar, LLC		DE	45-3608493
Alamo 6 Solar Holdings, LLC		DE	81-4099469
Alamo 6, LLC		DE	47-2454031
Solar San Antonio LLC		DE	32-0452012
BHE AC Holding, LLC		DE	45-4035801
BHES CSG Holdings, LLC		DE	81-4799818
BHE Community Solar, LLC		DE	81-1952874
Geronimo Community Solar Gardens Holding Company, LLC		DE	82-0737137
Andromeda Community Solar Gardens, LLC		MN	37-1791075
Antares Community Solar Gardens, LLC		MN	38-3978157
Antares CSG1, LLC		MN	47-5028133
Antares CSG2, LLC		MN	47-5042238
Antares CSG3, LLC		MN	47-5050085
Antlia Community Solar Gardens, LLC		MN	35-2541005
Antlia CSG1, LLC		MN	47-5183888
Antlia CSG2, LLC		MN	47-5196460
Argo Navis Community Solar Gardens, LLC		MN	35-2544176
Argo Navis CSG1, LLC		MN	47-5484483
Argo Navis CSG2, LLC		MN	47-5510448
Argo Navis CSG3, LLC		MN	47-5520932
Aries Community Solar Gardens, LLC		MN	35-2537481
Aries CSG1, LLC		MN	47-4702940
Aries CSG2, LLC		MN	47-4722301
Aries CSG3, LLC		MN	47-4743067
Aries CSG4, LLC		MN	47-4754001
Caelum Community Solar Gardens, LLC		MN	36-4817518
Caelum CSG1, LLC		MN	35-2543546
Caelum CSG2, LLC		MN	38-3981555
Capella Community Solar Gardens, LLC		MN	30-0881184
Capella CSG1, LLC		MN	47-5028242
Capella CSG2, LLC		MN	47-5042364
Capella CSG3, LLC		MN	47-5050175
Capella CSG4, LLC		MN	47-5069998
Capella CSG5, LLC		MN	47-5075729
Carina Community Solar Gardens, LLC		MN	61-1770095
Carina CSG1, LLC		MN	47-5222072
Carina CSG2, LLC		MN	47-5234184
Carina CSG3, LLC		MN	47-5240288
Carina CSG4, LLC		MN	47-5264303
Centaurus Community Solar Gardens, LLC		MN	38-3979686
Centaurus CSG1, LLC		MN	47-5289747
Centaurus CSG2, LLC		MN	47-5312842
Corvus Community Solar, LLC		MN	
Corvus CSG1, LLC		MN	37-1784940
Corvus CSG2, LLC		MN	35-2534495
Corvus CSG3, LLC		MN	36-4811265
Corvus CSG4, LLC		MN	35-2534742
Corvus CSG5, LLC		MN	32-0467964
Crater Community Solar Gardens, LLC		MN	36-4818226
Crater CSG1, LLC		MN	35-2544152
Crater CSG2, LLC		MN	38-3982164
Crater CSG3, LLC		MN	36-4818226
Delphinus Community Solar Gardens, LLC		MN	30-0883354
Delphinus CSG1, LLC		MN	47-5222259
Delphinus CSG2, LLC		MN	47-5234717
Gemini Community Solar, LLC		DE	32-0471595
Lyra Community Solar Gardens, LLC		MN	37-1794122
Lyra CSG1, LLC		MN	47-5418219
Lyra CSG2, LLC		MN	47-5429274
Lyra CSG3, LLC		MN	47-5443991
Mapleton Community Solar, LLC		MN	35-2534346
Mapleton CSG1, LLC		MN	47-4258920
Mapleton CSG2, LLC		MN	47-4267285
Morgan Community Solar, LLC		MN	
Morgan CSG1, LLC		MN	
Morgan CSG2, LLC		MN	
Morgan CSG3, LLC		MN	
Pegasus Community Solar Gardens, LLC		MN	37-1787857
Pegasus CSG1, LLC		MN	47-4703078
Pegasus CSG2, LLC		MN	47-4722408
Pollux Community Solar Gardens, LLC		MN	32-0476683
Pollux CSG1, LLC		MN	47-5406387
Pollux CSG2, LLC		MN	47-5417900
Spica Community Solar Gardens, LLC		MN	37-1792593
Spica CSG1, LLC		MN	47-5264402
Spica CSG2, LLC		MN	47-5278675
Taurus Community Solar, LLC		DE	38-3975495
Taurus CSG1, LLC		DE	
Taurus CSG2, LLC		DE	
Taurus CSG3, LLC		DE	
Taurus CSG4, LLC		DE	

**SCHEDULE Y - INFORMATION CONCERNING ACTIVITIES OF INSURER MEMBERS OF A HOLDING COMPANY GROUP**

**PART 1 - ORGANIZATIONAL CHART**

	<b>NAIC</b>	<b>DOMICILE</b>	<b>FED ID#</b>
Vega Community Solar Gardens, LLC		MN	37-1791123
Vega CSG1, LLC		MN	47-5184072
Vega CSG2, LLC		MN	47-5196290
Vega CSG3, LLC		MN	47-5203160
Vega CSG4, LLC		MN	47-5221938
Vega CSG5, LLC		MN	47-5233828
BHES Pearl Solar Holdings, LLC		DE	81-4247309
BHE Pearl Solar Holdings, LLC		DE	33-0887562
BHE Pearl Solar, LLC		DE	37-1795093
Geronimo Community Solar Gardens, LLC		DE	47-2551010
Chisago Community Solar 1, LLC		DE	47-2707576
Chisago Community Solar 2, LLC		DE	47-2741432
Chisago Community Solar 3, LLC		DE	47-2749933
Chisago Community Solar 4, LLC		DE	47-2778958
Chisago Community Solar Gardens, LLC		DE	47-2692444
Gemini CSG1, LLC		DE	47-4774349
Gemini CSG2, LLC		DE	47-4781457
Gemini CSG3, LLC		DE	47-4797777
Northfield Community Solar Gardens, LLC		DE	47-3231724
Northfield CSG1, LLC		DE	47-3245282
Northfield CSG2, LLC		DE	47-3258549
Northfield CSG3, LLC		DE	47-3773707
Northfield CSG4, LLC		DE	47-3788729
Northfield CSG5, LLC		DE	47-3808048
Orion Community Solar Gardens, LLC		DE	47-3158764
Orion CSG1, LLC		DE	47-3189271
Orion CSG2, LLC		DE	47-3196305
Orion CSG3, LLC		DE	47-3218373
Paynesville Community Solar 1, LLC		DE	47-2890944
Paynesville Community Solar 2, LLC		DE	47-2907275
Paynesville Community Solar 3, LLC		DE	47-2920147
Paynesville Community Solar 4, LLC		DE	47-2931223
Paynesville Community Solar 5, LLC		DE	47-2949234
Paynesville Community Solar Gardens, LLC		DE	47-2315052
Rosemount Community Solar Gardens, LLC		DE	47-2063545
Rosemount CSG1, LLC		DE	47-2340567
Rosemount CSG2, LLC		DE	47-2346447
Rosemount CSG3, LLC		DE	47-2362204
Rosemount CSG4, LLC		DE	47-2369937
Rosemount CSG5, LLC		DE	47-2394273
Sunrise Community Solar 1, LLC		DE	47-2806671
Sunrise Community Solar 2, LLC		DE	47-2817754
Sunrise Community Solar 3, LLC		DE	47-2826136
Sunrise Community Solar 4, LLC		DE	47-2839896
Sunrise Community Solar 5, LLC		DE	47-2852599
Sunrise Community Solar Gardens, LLC		DE	47-2783772
Ursa Community Solar, LLC		DE	61-1762611
Ursa CSG1, LLC		DE	37-1784927
Ursa CSG2, LLC		DE	37-1784883
Ursa CSG3, LLC		DE	36-4811079
Ursa CSG4, LLC		DE	35-2534420
Ursa CSG5, LLC		DE	61-1763220
PRL Solar, LLC		DE	93-2684305
Solar Star Projects Holding, LLC		DE	46-1296159
Solar Star 3, LLC		DE	46-1499369
Solar Star 4, LLC		DE	82-4623869
Solar Star Funding, LLC		DE	46-2402387
SSC XIX, LLC		DE	46-1312593
Solar Star California XIX, LLC		DE	80-0855162
SSC XX, LLC		DE	46-1322726
Solar Star California XX, LLC		DE	80-0855190
TPZ Holding, LLC		DE	45-3717428
Topaz Solar Farms LLC		DE	27-1200627
BHER Wind, LLC		DE	45-3608546
BHER Flat Top Wind Holdings, LLC		DE	87-3504073
Flat Top Holdings, LLC		DE	38-4007385
Flat Top Wind I, LLC		DE	46-1396389
BHER Gopher Wind Holdings, LLC		DE	87-1409445
Fluvanna Holdings 2, LLC		DE	85-0933881
Fluvanna Wind Energy 2, LLC		DE	81-4732929
BHER IWE Holdco, LLC		DE	86-3501782
BHER Independence Wind Holdco, LLC		DE	86-3477710
Independence Wind Energy LLC		IA	85-2558721
BHER Mariah Wind Holdings, LLC		DE	87-4324819
FR Mariah Holdings II, LLC		DE	81-0732806
Mariah del Norte LLC		DE	
BHER Santa Rita Holdings, LLC		DE	82-2814718
BHER Santa Rita Investment, LLC		DE	82-2941893
Santa Rita Wind Energy LLC		DE	32-0505827
BH2H Holdings, LLC		DE	82-4645009
Bishop Hill II Holdings, LLC		DE	45-3827786
Bishop Hill Energy II LLC		DE	27-3400990
Bishop Hill Interconnection LLC		DE	80-0818943
GPWH Holdings, LLC		DE	81-4203330
Grande Prairie Wind Holdings, LLC		DE	81-2637784
Grande Prairie Wind, LLC		DE	26-1887917
Grande Prairie Land Holding, LLC		DE	81-4387037
Grande Prairie Wind II, LLC		DE	81-2044072
Jumbo Road Holdings, LLC		DE	46-5277885
TX Jumbo Road Wind, LLC		DE	47-1221512
Marshall Wind Energy Holdings, LLC		DE	81-2624560
Marshall Wind Energy LLC		KS	46-4207911
MidAmerican Wind Tax Equity Holdings, LLC		DE	47-2511435
MWTEH Amadeus Class A Member, LLC		DE	86-2728076
Pinyon Pines I Holding Company, LLC		DE	46-1859029
Pinyon Pines Wind I, LLC		DE	27-1465453

**SCHEDULE Y - INFORMATION CONCERNING ACTIVITIES OF INSURER MEMBERS OF A HOLDING COMPANY GROUP**

**PART 1 - ORGANIZATIONAL CHART**

	<b>NAIC</b>	<b>DOMICILE</b>	<b>FED ID#</b>
Pinyon Pines II Holding Company, LLC		DE	46-1865130
Pinyon Pines Wind II, LLC		DE	27-2498877
Pinyon Pines Projects Holding, LLC		DE	81-4812743
Pinyon Pines Funding, LLC		DE	81-4837773
Walnut Ridge Wind, LLC		DE	56-2580746
BHE WV Holdings, LLC		DE	88-3892988
BHE Ravenswood, LLC		DE	88-3865114
BHE WV Renewables, LLC		DE	92-0308510
BHER WV Solar, LLC		DE	92-1734925
BHER Ravenswood Solar 1, LLC		DE	93-3977708
BHER WV Wind, LLC		DE	92-1774360
Elk Valley Wind, LLC		DE	92-2629656
BHER Market Operations, LLC		DE	84-4402531
BHER Minerals, LLC		DE	84-4180674
BHER Operating Company, LLC		DE	93-4613915
MES Holding, LLC		DE	46-2573884
IES Holding II, LLC		DE	47-3317184
eVolution Systems Ltd.		ISR	
MidAmerican Energy Services, LLC		DE	47-3311411
Renewable Development Ventures, LLC		DE	92-1494069
BHE Turbomachinery, LLC		DE	92-0448227
BHE U.K. Electric, Inc.		DE	47-0803685
BHE U.K. Inc.		DE	47-0769690
BHE U.K. Power, Inc.		DE	47-0803686
Northern Powergrid Holdings Company		GBR	
Northern Powergrid UK Holdings		GBR	98-0173268
Northern Powergrid Limited		GBR	
Integrated Utility Services Limited		IRL	
Northern Electric plc.		GBR	
CE Electric Services Limited		GBR	
Central PowerGrid Limited		GBR	
East Powergrid Limited		GBR	
Eastern Powergrid Limited		GBR	
Infrastructure North Limited		GBR	
Integrated Utility Services Limited		GBR	
IUS Limited		GBR	
Midlands PowerGrid Limited		GBR	
NEDL Limited		GBR	
North East PowerGrid Limited		GBR	
North Eastern PowerGrid Limited		GBR	
North PowerGrid Limited		GBR	
North West PowerGrid Limited		GBR	
North Western PowerGrid Limited		GBR	
Northern Electric Distribution Limited		GBR	
Northern Electric Properties Limited		GBR	
Northern Electric Share Scheme Trustee Limited		GBR	
Northern Electricity (North East) Limited		GBR	
Northern Electricity (Yorkshire) Limited		GBR	
Northern Electricity Limited		GBR	
Northern Electricity Networks Company (North East) Limited		GBR	
Northern Electricity Networks Company (Yorkshire) Limited		GBR	
Northern Electricity Networks Company Limited		GBR	
Northern Electrics Limited		GBR	
Northern Energy Funding Company Limited		GBR	
Northern Power Networks Company (North East) Limited		GBR	
Northern Power Networks Company (Yorkshire) Limited		GBR	
Northern Power Networks Company Limited		GBR	
Northern PowerGrid (North West) Limited		GBR	
Northern Powergrid (Northeast) plc		GBR	
Northern Electric Finance plc.		GBR	
Northern Powergrid Metering Limited		GBR	
Northern Transport Finance Limited		GBR	
Northern Utility Services Limited		GBR	
PowerGrid (Central) Limited		GBR	
PowerGrid (East) Limited		GBR	
PowerGrid (Eastern) Limited		GBR	
PowerGrid (Midlands) Limited		GBR	
PowerGrid (North East) Limited		GBR	
PowerGrid (North Eastern) Limited		GBR	
PowerGrid (North West) Limited		GBR	
PowerGrid (North Western) Limited		GBR	
PowerGrid (North) Limited		GBR	
PowerGrid (Northern) Limited		GBR	
PowerGrid (South East) Limited		GBR	
PowerGrid (South Eastern) Limited		GBR	
PowerGrid (South West) Limited		GBR	
PowerGrid (South Western) Limited		GBR	
PowerGrid (South) Limited		GBR	
PowerGrid (Southern) Limited		GBR	
PowerGrid (West) Limited		GBR	
PowerGrid (Western) Limited		GBR	
PowerGrid (Yorkshire) Limited		GBR	
Selectusonline Limited		GBR	
South East PowerGrid Limited		GBR	
South Eastern PowerGrid Limited		GBR	
South PowerGrid Limited		GBR	
South West PowerGrid Limited		GBR	
South Western PowerGrid Limited		GBR	
Southern PowerGrid Limited		GBR	
Vehicle Lease and Service Limited		GBR	
VLS Limited		GBR	
West PowerGrid Limited		GBR	
Western PowerGrid Limited		GBR	
Yorkshire Electricity Distribution Limited		GBR	
Yorkshire PowerGrid Limited		GBR	
Northern Powergrid Gas Limited		GBR	

**SCHEDULE Y - INFORMATION CONCERNING ACTIVITIES OF INSURER MEMBERS OF A HOLDING COMPANY GROUP**

**PART 1 - ORGANIZATIONAL CHART**

	<u>NAIC</u>	<u>DOMICILE</u>	<u>FED ID#</u>
CalEnergy Gas (Holdings) Limited		GBR	
CalEnergy Resources Limited		GBR	98-0413165
CalEnergy Gas Limited		GBR	
CalEnergy Resources (Australia) Limited		GBR	
Canadian Solar Investment Management Pty Ltd		AUS	
Canadian Solar Investment Holdco Pty Ltd		AUS	
Canadian Solar Investment Finco Pty Ltd		AUS	
Gunnedah Holdco Pty Ltd		AUS	
Gunnedah Asset Trust		AUS	
Gunnedah SF Pty Ltd		AUS	
Gunnedah Finco Pty Ltd		AUS	
Gunnedah Holding Trust		AUS	
Suntop Holdco Pty Ltd		AUS	
Suntop Asset Trust		AUS	
Suntop SF Pty Ltd		AUS	
Suntop Finco Pty Ltd		AUS	
Suntop Holding Trust		AUS	
Canadian Solar Investment Trust		AUS	
CalEnergy Resources (UK) Limited		GBR	
CalEnergy Resources Poland Sp. z o.o.		POL	98-0413167
Baltic Gas Sp. Z o.o.		POL	
Baltic Gas Sp. z o.o. i wspólnicy sp. k.		POL	
NewGen Drilling Pty Limited		AUS	
Yorkshire Power Group Limited		GBR	
Yorkshire Electricity Group plc.		GBR	
Northern Powergrid (Yorkshire) plc.		GBR	98-0447153
ElectraLink Limited		GBR	
YEDL Limited		GBR	
Yorkshire Power Finance Limited		CYM	
BHE U.S. Transmission, LLC		DE	41-2049792
BHE America Transco, LLC		DE	26-0819025
BHE Texas Transco, LLC		DE	26-0818953
Electric Transmission Texas, LLC		DE	61-1517073
California Utility HoldCo, LLC		DE	46-4423014
MidAmerican Central California Transco, LLC		DE	46-4080723
Midwest Power Transmission Iowa, LLC		DE	45-3155724
Midwest Power Transmission Texas, LLC		DE	47-1043706
Montana Alberta Tie US Holdings GP Inc.		MT	27-0818912
Montana Alberta Tie LP Inc.		MT	27-0819161
MATL LLP		MT	26-1144727
MTL Canyon Holdings, LLC		DE	47-1415608
TransCanyon, LLC		DE	32-0448334
TransCanyon Gates, LLC		DE	
TransCanyon Western Development, LLC		DE	
CalEnergy Company, Inc.		DE	47-0810714
CalEnergy International Services, Inc.		DE	47-0782328
CalEnergy Investments C.V.		NLD	98-0223222
Magma Netherlands B.V.		NLD	
Visayas Geothermal Power Company		PHL	
CalEnergy Pacific Holdings Corp.		DE	91-1854166
CE Casecan Ltd.		BMU	98-0416566
CE Casecan II, Inc.		PHL	98-0417848
CE Casecan Water and Energy Company, Inc.		PHL	
CE Electric (NY), Inc.		DE	13-3958010
CE International Investments, Inc.		DE	91-1758221
CE Mahanagdong Ltd.		BMU	98-0399102
CE Philippines Ltd.		BMU	
HomeServices of America, Inc.		DE	41-1945806
CanopyTitle, LLC		AL	63-1192886
HN Real Estate Group, L.L.C.		GA	58-1982676
HN Real Estate Group, N.C., Inc.		NC	58-2308348
Township Title Services, LLC		GA	20-5221836
HN Referral Corporation		GA	58-2021882
HomeServices Insurance, Inc.		NE	47-0681950
H N Insurance Services, LLC		GA	58-2508357
PCG Agencies, Inc.		MN	20-0470898
HomeServices KOI, Inc.		KY	31-1655556
HomeServices of Kentucky Real Estate Academy, LLC		KY	
HomeServices Referral Network, LLC		IN	20-2376984
JBRC, Inc.		KY	61-1326644
Kentucky Residential Referral Service, LLC		KY	31-1655556
HomeServices MidAtlantic, LLC		DE	82-2151914
The Long & Foster Companies, Inc.		VA	54-1081379
Long & Foster Institute of Real Estate, LLC		VA	54-1182547
Long & Foster Insurance Agency, LLC		VA	54-1058190
Long & Foster Mortgage Ventures, Inc.		VA	27-1697658
Prosperity Home Mortgage, LLC		VA	20-5216358
HomeServices Lending, LLC		DE	41-1914032
PHM Holdings, LLC		DE	87-2873003
ABA Management, L.L.C.		TX	20-0950324
Ebby Halliday Real Estate, LLC		TX	75-1610390
Ebby Halliday Alliance, LLC		TX	
PCRE, L.L.C.		DE	22-3552432
CTRE, L.L.C.		DE	06-1586038
Northeast Referral Group, LLC		DE	06-1505589
Property Services Northeast, LLC		CT	26-4498790
Real Estate Knowledge Services, LLC		CT	27-0106408
TX Referral Alliance, Inc.		TX	26-0076229
Realm Home Mortgage, LLC		DE	
Long & Foster Real Estate, Inc.		VA	54-0840457
HomeServices Property Management, LLC		DE	86-1802961
Insight Home Inspections, LLC		DE	86-3659651
Northrop Realty, LLC		DE	86-2901814
Metro Referral Associates, Inc.		VA	54-1185624
Mid-States Title Insurance Agency, LLC		VA	54-1274932
Bon Air/Long & Foster Title Agency, LLC		VA	54-2049373

**SCHEDULE Y - INFORMATION CONCERNING ACTIVITIES OF INSURER MEMBERS OF A HOLDING COMPANY GROUP**

**PART 1 - ORGANIZATIONAL CHART**

	NAIC	DOMICILE	FED ID#
Realm Title Agency, LLC		DE	86-1713561
RGS Title, LLC		VA	54-1892251
Sage Title Group, LLC		MD	26-0890357
HomeServices Northeast, LLC		DE	32-0415970
Fox & Roach/Trident Limited Partnership		PA	20-0378305
F&R/T LLC		DE	23-3004319
Fox & Roach (PHILA) LP		DE	23-3045917
Fox & Roach LP		DE	23-3004324
NRS Referral Services, LLC		DE	46-3126963
TLTC LLC		DE	23-3004322
Trident Land Transfer Company (PHILA) LP		DE	23-3045964
Trident Land Transfer Company LP		DE	46-3298087
Trident Mortgage Company LP		DE	23-3004325
TRMC LLC		DE	23-3004320
FRTC, LLC		DE	35-2482351
PNJP, LLC		DE	22-3769576
HomeServices of Alabama, Inc.		DE	20-4454064
Roberts Brothers, Inc.		AL	63-1035638
HomeServices of Arizona, LLC		DE	87-1425369
Americana Arizona Referrals, LLC		AZ	45-2128412
Americana Arizona, LLC		AZ	45-0640274
HomeServices of California, LLC		DE	27-0000735
AC2015 Corporation		CA	47-4188563
AC Eagle Corporation		CA	84-4147900
AC Palm Desert Corporation		CA	82-1528842
BDFH, Inc.		CA	86-1472820
Bennion & Deville Fine Homes, Inc.		CA	33-0958647
Guarantee Appraisal Corporation		CA	77-0299786
Guarantee Real Estate		CA	77-0267513
Intero Franchise Services, Inc.		CA	20-1035906
Intero Real Estate Holdings, Inc.		CA	20-8819780
Intero Real Estate Services, Inc.		CA	75-3075968
Intero Nevada Referral Services, LLC		DE	86-3297757
Intero Nevada, LLC		DE	84-2365146
OCTNC Partners I, LLC		CA	35-2456545
Intero Referral Services, Inc.		CA	32-0392701
Pickford Holdings LLC		CA	33-0724493
California Title Company		CA	33-0800278
Pickford Real Estate, Inc.		CA	33-0960990
Pickford Realty, Ltd., a California Limited Partnership		CA	33-0396055
Pickford Services Company		CA	33-0523297
Pickford Escrow Company, Inc.		CA	33-0479882
The Escrow Firm, Inc.		CA	01-0710909
SoCal Services & Property Management		CA	46-4491336
HomeServices of Colorado, LLC		DE	81-2769461
Kentwood, LLC		CO	26-0176956
Denver Rental, LLC		CO	47-3984792
Kentwood Commercial, LLC		CO	26-0177066
Kentwood Real Estate Services, LLC		CO	47-3977567
HomeServices of Florida, Inc.		FL	20-0133249
Beach Properties of Florida, LLC		FL	26-0284381
BPFLA Referrals, LLC		FL	81-2580015
Esslinger-Wooten-Maxwell, Inc.		FL	59-1220247
E-W-M Referral Services, Inc.		FL	59-2380937
Florida Network LLC		DE	59-3584700
First Network Realty, Inc.		FL	59-2960388
Florida Network Property Management, LLC		FL	47-1254702
Gibraltar Title Services, LLC		DE	37-1826244
Watermark Realty Referral, Inc.		FL	59-3227694
Watermark Realty, Inc.		DE	65-0619884
HomeServices of Georgia, LLC		DE	46-2109399
HSGA Real Estate Group, L.L.C.		DE	90-0941201
Referral Associates of Georgia, LLC		GA	13-3132798
Right Choice Title Company, LLC		GA	20-8600107
HomeServices of Illinois Holdings, LLC		DE	45-3030859
Fort Dearborn Land Title Company, LLC		DE	45-3180126
HomeServices of Illinois, LLC		DE	27-0707250
Midwest Realty Ventures, LLC		IL	20-8337450
Referral Network of IL, LLC		DE	25-1876439
HomeServices of Iowa, Inc.		DE	20-2754006
FFR, Inc.		IA	20-2287431
First Realty, Ltd.		IA	42-0870557
Iowa Realty Co., Inc.		IA	42-0791647
Midland Escrow Services, Inc.		IA	42-1309189
The Referral Co.		IA	42-1329950
Iowa Title Company		IA	42-1249112
Iowa Title Linn County II, LLC		IA	42-1524809
HomeServices of Minnesota, LLC		MN	83-3982138
Edina Realty Referral Network, Inc.		MN	41-2011900
Edina Realty Title, Inc.		MN	41-1556741
Edina Realty, Inc.		MN	41-0809124
Hegg Limited Referral Company, LLC		SD	82-5258459
HEGG, Realtors Inc.		SD	46-0336474
HEGG Realtors Iowa, Inc.		IA	88-4052888
Lovejoy Realty, Inc.		WI	39-1712043
Lovejoy Referral Network LLC		WI	27-1467526
Midwest Preferred Realty, Inc.		MN	45-5339848
Prosperity First Title, LLC		DE	84-2261698
HomeServices of Mokan, LLC		DE	46-1526294
Alliance Title Group, LLC		MO	47-5615810
Greater Metro, LLC		MO	43-1269374
Metro Referrals, LLC		MO	43-1672397
Reece & Nichols Realtors, Inc.		KS	48-1031064
Kansas City Title, Inc.		MO	43-1887243
Mid-America Referral Network, Inc.		KS	48-0993844
Reece & Nichols Alliance, Inc.		KS	48-1133651

**SCHEDULE Y - INFORMATION CONCERNING ACTIVITIES OF INSURER MEMBERS OF A HOLDING COMPANY GROUP**

**PART 1 - ORGANIZATIONAL CHART**

	NAIC	DOMICILE	FED ID#
Reece Commercial, Inc.		KS	48-1207012
HomeServices of Nebraska, Inc.		NE	71-0932808
Capitol Title Company		NE	47-0644826
Wahoo Title, LLC		NE	26-3310436
Larabee School of Real Estate, Inc.		NE	47-0816079
Nebraska Referral, Inc.		NE	47-0644512
HomeServices of Nevada, LLC		DE	87-1438926
American Eagle Referral Service, LLC		NV	88-0384893
Americana, L.L.C.		NV	88-0412564
HSNV Title Holding, LLC		NV	87-1468650
HomeServices of New York, LLC		DE	81-4616152
Houlihan/Lawrence Inc.		NY	13-3217965
Houlihan Lawrence Associates, LLC		DE	81-5352778
Thoroughbred Title Services, LLC		NY	81-5358904
Weatherlane Referral Network, Inc.		NY	26-4473545
HomeServices of Oregon, LLC		DE	45-4447496
NW Referral Services LLC		OR	27-2968956
Pilot Butte, LLC		DE	
Pru - One, Inc.		OR	93-1013911
HomeServices of the Carolinas, Inc.		DE	20-1000367
Attorneys Title Holdings, Incorporated		NC	27-2384653
Preferred Carolinas Realty, Inc.		NC	56-2042696
HomeServices of Washington, LLC		DE	45-4824233
Equity Title of Washington, LLC		WA	83-1552766
PNW Referral, LLC		WA	30-0743257
Prime Alliance Real Estate Services, LLC		WA	20-1322471
HomeServices of Wisconsin, LLC		DE	47-3933481
First Weber, Inc.		WI	39-1669005
First Weber Illinois, LLC		WI	46-1948774
First Weber Referral Associates, Inc.		WI	39-1406731
HSW Affiliates Holding, LLC		DE	47-3933552
Priority Title Corporation		WI	39-1726603
Wisconsin River Title Consultants LLC		WI	39-1892725
HomeServices Partnership Group, LLC		DE	82-2352960
HomeServices Relocation, LLC		DE	20-1657427
HomeServices Title Holdings, LLC		DE	87-4799312
HSTX Title, LLC		DE	82-5240109
HS Franchise Holding, LLC		DE	46-1860109
HSF Affiliates LLC		DE	46-1254823
BHH Affiliates, LLC		DE	80-0906383
BHH Iowa Affiliates, LLC		DE	84-4110738
Real Living Real Estate, LLC		DE	52-2205242
HSN Holdings, LLC		DE	82-5189237
Ambassador Real Estate Company		NE	47-0668225
ARE Commercial Real Estate, LLC		NE	83-1840299
ARE Iowa, LLC		DE	82-5374272
ARE Escrow, LLC		NE	27-4743835
Ambassador Title Services, LLC		NE	27-4752733
ARE Title JV, LLC		NE	92-2792548
JRHBW Realty, Inc.		AL	63-0833102
RHL Referral Company, L.L.C.		AZ	86-0777433
Roy H. Long Realty Company, Inc.		AZ	86-0165003
Arizona Home Services, L.L.C.		AZ	86-0958994
For Rent, Inc.		AZ	94-2747671
Southwest Settlement Services, LLC		AZ	86-1029888
Shared Success Center, LLC		DE	92-4013963
M & M Ranch Holding Company, LLC		DE	20-4294069
M & M Ranch Acquisition Company, LLC		DE	20-4293805
MEHC Investment, Inc.		SD	03-0397929
MidAmerican Funding, LLC		IA	47-0819200
MHC Inc.		IA	42-1451822
MidAmerican Energy Company		IA	42-1425214
The District Developer, LLC		IA	85-1507487
Midwest Capital Group, Inc.		IA	42-1305011
Dakota Dunes Development Company		IA	42-1329691
DCCO Inc.		MN	42-0222965
MHC Investment Company		SD	91-1862300
Norming Investments B.V.		NLD	
NVE Holdings, LLC		DE	46-2907437
NV Energy, Inc.		NV	88-1098358
DesertLink Investments, LLC		NV	85-3337344
Lands of Sierra, Inc.		NV	88-0093923
Nevada Power Company		NV	88-0420104
Commonsite, Inc.		NV	88-0158034
Nevada Electric Investment Company		NV	88-6002040
NVE Insurance Company, Inc.		NV	27-1413915
Sierra Gas Holdings Company		NV	88-0166967
Sierra Pacific Power Company		NV	88-0044418
Silver State Property Holdings, LLC		NV	35-4023558
PPW Holdings LLC		DE	20-2896309
PacifiCorp		OR	93-0246090
Energy West Mining Company		UT	87-0479159
Pacific Minerals, Inc.		WY	93-0625256
Bridger Coal Company		WY	93-6091601
Sequoia Aviation Corporation		DE	84-2534238
Volantes, LLC		DE	84-2565352
Aeronavis, LLC		DE	84-2521740
Tongonan Power Investment, Inc.		PHL	98-0408382
Western Capital Group, LLC		NV	85-2141841
Berkshire Hathaway Finance Corporation		DE	45-0524698
BH Columbia Inc.		NE	47-0807566
Columbia Insurance Company	27812	NE	47-0530077
American All Risk Insurance Services, Inc.		CA	94-3381524
American Commercial Claims Administrators Inc.		CA	94-3381520
Berkadia Commercial Mortgage Holding LLC		DE	27-0936471
Berkadia Commercial Mortgage LLC		DE	27-0812934



**SCHEDULE Y - INFORMATION CONCERNING ACTIVITIES OF INSURER MEMBERS OF A HOLDING COMPANY GROUP**

**PART 1 - ORGANIZATIONAL CHART**

	NAIC	DOMICILE	FED ID#
Berkadia Commercial Mortgage Partners LLC		DE	27-0936307
Berkshire Hathaway Assurance Corporation	13070	NY	26-1599479
Berkshire Hathaway Direct Insurance Company	10391	NE	51-0400307
BH Finance LLC		NE	47-0829238
BHG Structured Settlements, Inc.		MO	47-0793577
Berkshire Hathaway Services India Private Limited		IND	
Berkshire India Limited		IND	
biBERK Insurance Services, Inc.		NE	35-2552067
BIFCO, LLC		NE	37-1838540
British Insurance Company of Cayman		CYM	52-2060649
Farnam Management Services, LLC		NE	37-1872552
Hawthorn Life International, Ltd.		CT	06-1293360
Hawthorn Life Designated Activity Company		IRL	98-1751498
MedPro Group Inc		IN	35-1620927
AttPro RRG Reciprocal Risk Retention Group	13795	DC	27-2949746
Medical Protective Finance Corporation		IN	35-1680543
MedPro Risk Retention Services, Inc.		IN	26-3419943
MedPro RRG Risk Retention Group	13589	DC	26-4202047
PLICO, Inc.	39594	OK	73-1088591
Princeton Insurance Company	42226	NJ	22-2386692
The Medical Protective Company	11843	IN	35-0506406
C&R Insurance Services, LLC		PA	23-2810550
C&R Legal Insurance Agency, LLC		PA	57-1178837
Daniels-Head Management Corporation		TX	74-2509522
Daniels-Head General Agency Inc.		GA	76-0035935
Daniels-Head Insurance Agency Inc. TX		TX	74-2863386
Daniels-Head Insurance Agency Inc. CA		CA	95-3310905
MedPro Insurance Services, LLC		IN	35-1721132
Somerset Services, LLC		IN	35-6038355
Wellfleet Benefits, LLC		MA	20-2934197
Wellfleet Group, LLC		MA	04-3187843
Wellfleet Insurance Company	32280	IN	95-4077789
Wellfleet New York Insurance Company	20931	NY	13-2668999
Nederlandse Reassurantie Groep N.V.		NLD	
NRG America Holding Company		DE	23-2074221
NRG Victory Holdings Limited		GBR	
NRG Victory Reinsurance Limited		GBR	
NetJets IP, LLC		NE	46-1645945
Resolute Management Inc.		NE	83-0378933
Ringwalt & Liesche Co.		NE	47-0775338
BHHC Specialty Risk, LLC		NE	46-5394977
Brilliant National Services, Inc.		DE	13-2922113
L. A. Terminals, Inc.		CA	90-0016800
Soco West, Inc.		DE	74-2143400
Whittaker Clark & Daniels, Inc.		NJ	13-5484760
Milepost Insurance Agency LLC		NE	30-1293112
The Duracell Company		DE	47-2406392
Duracell Canada, Inc.		CAN	
Duracell Comercial e Importadora do Brazil Ltda.		BRA	
Duracell India Operations Private Limited		IND	
Duracell Industrial Operations, Inc.		DE	83-0691344
Duracell (Jiangxi) Technologies Co., Ltd.		CHN	
Duracell U.S. Holding LLC		DE	47-3217061
Duracell Australia Pty. Ltd.		AUS	
Duracell Austria GmbH.		AUT	
Duracell Batteries BVBA		BEL	
Duracell Belgium Distribution BVBA		BEL	
Duracell Dutch Holding B.V.		NLD	85-5085769
Duracell (China) Limited		CHN	
China Guangzhou Branch		CHN	
Duracell Solutions BVBA		BEL	
Duracell France SAS		FRA	
Duracell Germany GmbH		DEU	
Duracell Hong Kong Limited		CHN	
Duracell International Operations Sarl		CHE	
DDI Batteries Mexico S.de R.L. de C.V.		MEX	
DDI Batteries Mexico Services S. de R.L. de C.V		MEX	
Duracell Singapore Pte. Ltd.		SGP	
Duracell Enterprise Development (Shanghai) Co. Ltd.		CHN	
Duracell Italy S.r.l.		ITA	
Duracell Japan Godo Kaisha		JPN	
Duracell Korea Ltd.		KOR	
Duracell Middle East DMCC		ARE	
Duracell Netherlands B.V.		NLD	85-5087468
Duracell Pilas Limitada		CHL	47-2867589
Duracell Poland Sp. z.o.o		POL	
Duracell Ukraine		UKR	
Duracell Russia OOO		RUS	
DURACELL SATIŞ VE DAĞITIM LIMITED ŞİRKETİ		TUR	
Duracell Services, S.L.		ESP	
Duracell South Africa Proprietary Limited		ZAF	
Duracell Spain S.L.		ESP	
Duracell UK Limited		GBR	
Duracell U.S. Operations, Inc.		DE	47-4217945
Duracell Distributing LLC		DE	47-2867589
Duracell Manufacturing LLC		DE	47-3713176
BH Holding H Jewelry Inc		MO	85-0901709
Helzberg's Diamond Shops,LLC		MO	44-0553741
BH Holding S Furniture Inc		TX	85-0965639
BH Housing LLC		DE	80-0492613
BH Shoe Holdings, Inc.		DE	06-1355982
H. H. Brown Shoe Company, Inc.		DE	04-1127910
H. H. Brown Shoe Technologies, LLC		DE	06-1498031
Isabela Shoe Corporation LLC		DE	06-1355981
Macro Retailing, LLC		DE	06-1403773
Pan Am Shoe LLC		DE	06-1305441

**SCHEDULE Y - INFORMATION CONCERNING ACTIVITIES OF INSURER MEMBERS OF A HOLDING COMPANY GROUP**

**PART 1 - ORGANIZATIONAL CHART**

	<u>NAIC</u>	<u>DOMICILE</u>	<u>FED ID#</u>
Pasco Ltd.		DOM	
Paramount Industries Ltd.		HKG	
Sofft Shoe Company, LLC		DE	04-2450505
Justin Brands, Inc.		DE	75-2403338
Boot Royalty Company, L.P.		DE	75-2514347
H. J. Justin & Sons, Inc.		TX	75-1057577
Justin Brands Canada, LLC		DE	45-2428886
Vision Retailing Inc.		NH	05-0604842
BHE B Inc.		DE	86-2712298
BHE Investment Group LLC		DE	86-2751797
BHE B Tax Equity Holdings LLC		DE	86-3292341
BHSF, Inc.		DE	47-0701726
Adalet / Scott Fetzer Company		DE	47-0691259
Carefree / Scott Fetzer Company		DE	47-0691268
Halex / Scott Fetzer Company		DE	47-0691264
Powerex-Iwata Air Technology, Inc.		DE	31-1225758
Scott Fetzer Financial Group, Inc.		DE	36-2991302
UCFS Australia Pty. Ltd.		AUS	
UCFS Europe Company		DE	46-1750625
UCFS International Holding Company		DE	46-1750625
UCFS Italia SpA		ITA	
United Consumer Financial Services Company		DE	36-3076808
United Direct Finance Inc.		DE	34-1969425
SFEG Corp.		DE	47-0691266
Stahl / Scott Fetzer Company		DE	47-0691265
The Scott Fetzer Company		DE	47-0691256
SFZ International, Inc.		CAN	
The ScottCare Corporation		DE	34-1652262
Wayne / Scott Fetzer Company		DE	47-0691267
Wayne Combustion Systems, Inc.		DE	92-3514008
Western / Scott Fetzer Company		DE	47-0691262
World Book / Scott Fetzer Company		NE	47-0691153
World Book, Inc.		DE	36-2364281
Altaquip LLC		DE	38-3689327
World Book Encyclopedia, Inc.		DE	36-2605037
World Book India Private Limited		IND	
Blue Chip Stamps, Inc.		DE	42-2533395
Borsheim Jewelry Company, Inc.		NE	47-0546003
Brooks Sports, Inc.		WA	91-1580860
Brooks Sports (Singapore) Pte. Ltd.		SGP	
Dongguan Brooks Sports Trading Co., Ltd.		CHN	
Brooks Sports B.V.		NLD	
Brooks Running S.L.U.		ESP	98-1244982
Brooks Sports AB		SWE	
Brooks Sports GmbH		DEU	98-1244896
Brooks Sports Limited		GBR	98-1244989
Brooks Sports S.A.R.L.		FRA	98-1244914
Brooks Sports S.R.L.		ITA	98-1244928
Brooks Sports Limited		CAN	
Brooks Sports Vietnam Limited Liability Company		VNM	
Run Happy Shanghai Sports Goods Trading Co., Ltd.		CHN	
Total Quality Assurance Inc.		CA	33-0650711
Burlington Northern Santa Fe, LLC		DE	27-1754839
BNSF Development Co., LLC		DE	38-4102628
BNSF Logistics, LLC		DE	33-1016819
AuroraMTS, LLC		TX	82-4877298
BNSF Logistics de Mexico Holdings, LLC		DE	81-2374234
BNSF Logistics International, LLC		TX	74-1938975
BNSF Logistics Canada, Inc.		CAN	98-1082536
Logistics shipping USA		NJ	22-3769127
BNSF Railway Servicios de Logistica S. de R.L. de C.V		MEX	81-2374234
TRANSPORTATION TECHNOLOGY SERVICES, INC.		TX	75-2925572
BNSF Railway Company		DE	41-6034000
AHP State Affordable 2, LLC		DE	32-0481155
AHP State Housing Fund 4, LLC		DE	37-1714820
AHP State Affordable 3, LLC		DE	83-3050414
AHP Housing Fund 5, LLC		NV	61-1686064
St. Anthony SLF, LLC		IL	45-5030199
AHP Housing Fund 6, LLC		DE	36-4736685
Garfield Sacred HeartHousing, LLC		AZ	27-4775521
AHP Housing Fund 7, LLC		DE	37-1696391
Highland Affordable Housing Partners, LLC		AZ	30-0719630
AHP State Housing Fund 5, LLC		DE	32-0402970
Downtown Housing Affordable LP		OK	81-2696850
AHP State Housing Fund 6, LLC		DE	61-1866382
AHP State Housing Fund 7, LLC		DE	61-1866540
AHP State Housing Fund 10, LLC		DE	30-1031690
Alameda Belt Line		CA	94-6000007
Bayport Systems, Inc.		TX	75-2874875
BayRail, LLC		DE	75-2947075
BN Leasing Corporation		DE	41-1635061
BNSF Communications, Inc.		DE	90-0529584
Meteorcomm, LLC		DE	90-0529594
BNSF Equipment Acquisition Company, LLC		DE	74-3037595
BNSF Railway International Services, Inc.		DE	41-1690678
BNSF Spectrum, Inc.		DE	90-0529588
PTC-220, LLC		DE	26-1814139
Burlington Northern (Manitoba) Limited		CAN	
Burlington Northern Railroad Holdings, Inc.		DE	52-1604648
Burlington Northern Santa Fe Properties, L.L.C.		DE	
Central California Traction Company		CA	94-6000255
Houston Belt & Terminal Railway Company		TX	74-6175960
Kansas City Terminal Railway Company		MO	44-6000762
Longview Switching Company		WA	93-0588053
Los Angeles Junction Railway Company		CA	95-6001943
M T Properties, Inc.		MN	41-6007409

**SCHEDULE Y - INFORMATION CONCERNING ACTIVITIES OF INSURER MEMBERS OF A HOLDING COMPANY GROUP**

**PART 1 - ORGANIZATIONAL CHART**

	NAIC	DOMICILE	FED ID#
Midwest/Northwest Properties Inc.		DE	75-2453553
Northern Radio Limited		CAN	
Paducah & Illinois Railroad Company		KY	36-6047629
Pine Canyon Land Company		DE	36-3357364
Port Terminal Railroad Association		TX	76-0292964
Portland Terminal Railroad Company		OR	93-6001694
Railmarketplace.com, Inc.		DE	
San Jacinto Rail Limited		TX	75-2947077
Santa Fe Pacific Insurance Company	10469	VT	36-3696715
Santa Fe Pacific Railroad Company		TX	48-6105539
SFP Pipelines Holdings, Inc.		DE	36-3713699
Santa Fe Pacific Pipelines, Inc.		DE	94-1287386
SFPP, LP		TX	95-4191068
Slover Development Company LLC		DE	46-2923835
St. Joseph Terminal Railroad Company		MO	47-6000439
Star Lake Railroad Company		DE	36-2892538
Sunset Railway Company		CA	94-6001411
Terminal Railroad Association of St. Louis		MO	43-6003713
Texas City Terminal Railway Company		TX	74-6002396
The Belt Railway Company of Chicago		IL	36-6000256
The Burlington Northern and Santa Fe Railway Company de Mexico S.A. de C.V.		MEX	36-4233242
The Oakland Terminal Railway		CA	94-6001015
The Wichita Union Terminal Railway Company		KS	48-6030154
The Zia Company		DE	74-1746432
TTX Company		DE	23-1554199
Western Fruit Express Company		DE	53-0183669
Wichita Terminal Association (WTA)		KS	48-6003755
BSNF Dayton LLC		DE	92-1587065
Burlington Northern Santa Fe Insurance Company, Ltd.		BMU	98-0373231
Dove Valley LLC		DE	38-4102628
WittDev LLC		DE	86-2481611
Business Wire, Inc.		DE	20-4146409
Business Wire Canada Limited		CAN	
Business Wire China Ltd		HKG	
Business Wire Europe Limited		GBR	98-0355110
Business Wire France SARL		FRA	98-0492980
Business Wire Japan KK		JPN	
Central States of Omaha Companies, Inc.		NE	47-0600248
Central States Indemnity Co. of Omaha	34274	NE	47-0591908
CSI Life Insurance Company	82880	NE	86-0287520
CSI Processing, LLC		NE	47-0591908
Charter Brokerage Holdings Corp.		DE	71-1046366
Charter Brokerage Holdings, LLC		DE	20-4888288
Charter Brokerage LLC		NY	05-0562792
CBL Trading, LLC		DE	26-4521178
Charter Brokerage Canada Corporation		CAN	
DL Trading Holdings I, Inc.		DE	38-3847182
DL Trading, Ltd.		TX	84-1616108
Summit Marine Services, L.L.C.		LA	26-0794548
Clayton Homes, Inc.		DE	62-1671360
CMH Capital, Inc.		DE	51-0315938
BR Agency, Inc.		AL	63-1180738
Clayton Education Corp.		TN	46-2314043
Clayton Properties Group, Inc.		TN	62-1362749
Cranbrook Developer LLC		IN	82-0922161
FC Transport, LLC		IN	82-3862601
Mungo Homes Coastal Division Properties, LLC		SC	16-1643530
Mungo Homes Properties, LLC		SC	58-2354166
Mungo Homes Realty, LLC		GA	27-4949464
PCB Marg Development, LLC		FL	86-2215836
Ridgeline Realty, LLC		IN	26-4462402
Southern Site Contractors, LLC		TN	85-0880188
Summerwood LLC		IN	46-4597549
TP-CH JV, LLC		GA	83-4560477
Bluffs Townhomes 2, LLC		GA	87-1855638
Bluffs Townhomes, LLC		GA	83-4560526
Kentmere at Hill Shop Road, LLC		GA	88-1079392
TP-CH Cedar Grove, LLC		GA	88-2974657
Willow Partners LLC		IN	93-3435697
Wimbledon Properties, LLC		TN	20-5753188
CMH Homes, Inc.		TN	62-1225153
CMH Real Estate, LLC		TN	85-3845747
CMH Manufacturing West, Inc.		NV	20-0754735
CMH Manufacturing, Inc.		TN	56-1585294
Southern Energy Homes, Inc.		DE	63-1083246
Cavalier Homes, Inc.		DE	63-0949734
Cavalier Home Builders, LLC		DE	14-1858683
Clayton Supply, Inc.		TN	20-2043037
CMH Transport, Inc.		AL	63-1140284
HomeFirst Agency, Inc.		DE	62-1764688
MH Site Construction, Inc.		TN	62-1782394
Oakwood Sales, LLC		AZ	87-1090989
Town & Country Title Services LLC		CO	84-1554981
Vanderbilt Property and Casualty Insurance Co., LTD		VGB	98-0124408
CMH Services, Inc.		TN	62-1640988
21st Mortgage Corporation		DE	76-0478830
21 SPC, Inc.		DE	68-0566626
21st Communities, Inc.		DE	48-1284984
Enterprise RB Fund II		MD	27-1520644
Evergreen Home Finance, LLC		TN	62-1682381
Majestic 21		FL	62-1700443
One Centre Square Group, LLC		TN	47-0891061
Clayton, Inc.		NV	82-2139998
CMH Services Aviation, Inc.		TN	92-1228398
Freedom Warehouse Corp.		NV	20-2062528
Henley Holdings, LLC		DE	84-1665334

**SCHEDULE Y - INFORMATION CONCERNING ACTIVITIES OF INSURER MEMBERS OF A HOLDING COMPANY GROUP**

**PART 1 - ORGANIZATIONAL CHART**

	<u>NAIC</u>	<u>DOMICILE</u>	<u>FED ID#</u>
Vanderbilt ABS Corp.		DE	62-1856637
Vanderbilt Mortgage and Finance, Inc.		TN	62-0997810
NEF Affordable Housing Investment Fund, III, LP		IL	45-1682803
CORT Business Services Corporation		DE	14-1543982
CORT BUSINESS SERVICES UK, LTD		GBR	
Express Furniture Services, LLC		CA	26-1627289
CTB International Corp. ("CTBI")		IN	35-1970751
CTB, Inc. ("CTB")		IN	35-1970753
Chore-Time Brock Holding B.V.		NLD	
CTB Legacy Holding B.V.		NLD	
C.T.B Israel Holdings Ltd.		ISR	
Yan Agro logic (1988) Ltd		ISR	
Chore-Time Europe B.V.		NLD	
Chore-Time Europe Sp. Z.o.o.		POL	
Volito Group B.V.		NLD	
Chore-Time Ede B.V.		NLD	
Frezabo B.V.		NLD	
Spirado B.V.		NLD	
CTB Denmark Holding ApS		DNK	
Cabinplant A/S		DNK	
Cabinplant Deutschland GmbH		DEU	
Cabinplant Inc.		GA	61-1680073
Cabinplant SL		ESP	
Cabinplant sp. Z o.o.		POL	
CTB Verwaltung GmbH		DEU	
Laake GmbH		DEU	
PigTek Europe GmbH		DEU	
Fancom Holding B.V.		NLD	
Fancom B.V.		NLD	
Fancom EURL		FRA	
Masterfan Ventilatie B.V.		NLD	
Holland Heater De Lier B.V.		NLD	
Roxell BV		BEL	
CTB Malaysia Sdn. Bhd.		MYS	
OOO Roxell		RUS	
Serupa Holding		FRA	
Serupa SAS		FRA	
Uniqfill International B.V.		NLD	
Uniqfill Air B.V.		NLD	
Meyn Holding B.V.		NLD	
Meyn Beheer B.V.		NLD	
Meyn Asia Co. Ltd.		THA	
Meyn Beijing Trading Company, Ltd.		CHN	
Meyn Canada Inc.		CAN	
Meyn do Brasil Ltda.		BRA	
Meyn Food Equipment Iberica S.A.		ESP	
Meyn Food Processing Technology B.V.		NLD	
Meyn Food Processing Technology de Mexico S. de R.L. de C.V.		MEX	
Meyn France S.a.r.l.		FRA	
Meyn India Private Limited		IND	
Meyn Italy S.R.L.		ITA	
Meyn Polska Sp.Zoo		POL	
Nufama Holding B.V.		NLD	
Systemate Numafa B.V.		NLD	
O.O.O. Meyn		RUS	
Chore-Time Brock Ltda.		BRA	
CTB Credit Corp.		IN	35-1551808
CTB Investment Holdings Inc		IN	93-4181129
CTB IW		IN	27-4293711
Ironwood Plastics		MI	38-2265237
CTB Midwest Inc.		IN	46-1424704
CTB MN Invest Co., Inc.		IN	11-3654338
CTB Technology Holding Inc		IN	83-1707128
M-Tech International, Inc		DE	62-1666835
CAT SQUARED, S. de R.L. de C.V.		MEX	
Meyn, LLC		GA	58-2445214
Hill & Sons, LLC		GA	20-1644415
Hill Parts de Mexico S. de R.L. de C.V.		MEX	
Meyn America, LLC		GA	58-2428881
PIGTEK VIETNAM COMPANY LIMITED		VNM	
Roxell USA, Inc		IN	35-2049394
Detlev Louis Motorrad-Vertriebsgesellschaft GmbH		DEU	
Detlev Louis AG		CHE	
Detlev Louis B.V.		NLD	
Detlev Louis Motorrad-Vertriebs GmbH		AUT	
Forest River, Inc.		IN	20-3284366
Forest River Bus LLC		IN	86-2544489
Forest River Holdings, Inc.		IN	20-1274588
Forest River Manufacturing, LLC		IN	90-0902811
Mapletree Transportation		IN	35-2011822
Priority One Financial Services, Inc.		FL	20-8615648
Vertis Insurance Group, Inc.		FL	04-3727863
Fruit of the Loom, Inc.		DE	95-4880223
FOL International Unlimited Company		IRL	
FOL International GmbH		DEU	
Fruit of the Loom France SARL		FRA	
Fruit of the Loom International Ltd.		IRL	
Fruit of the Loom Vietnam Company Limited		VNM	
Fruit of the Loom Investments Ltd.		GBR	
Fruit of the Loom Ltd.		GBR	
Fruit of the Loom Italy SRL		ITA	
Fruit of the Loom Spain, S.A.U.		ESP	
Fruit of the Loom Textile SARL a AU		MAR	
Fruit of the Loom Canada, Inc.		CAN	
Fruit of the Loom India Private Limited		IND	98-0551397
Union Underwear Company, Inc.		DE	61-1411269

**SCHEDULE Y - INFORMATION CONCERNING ACTIVITIES OF INSURER MEMBERS OF A HOLDING COMPANY GROUP**

**PART 1 - ORGANIZATIONAL CHART**

	<b>NAIC</b>	<b>DOMICILE</b>	<b>FED ID#</b>
Apaneca Manufacturing Ltda., de C.V.		SLV	98-0454616
Balsamar Manufacturing, Limitada, de C.V.		SLV	98-0433160
Camp Manufacturing Company		DE	20-1060857
Confecciones Dos Caminos, D. De.R.L. de C.V.		HND	80-0077718
El Porvenir Mfg. S. De R.L. de C.V.		HND	80-0077720
F.W. Acquisitions Corp, S.A.		HTI	
Fabrik Apparel DR, S.R.L		DOM	
Fruit of the Loom Latin America, S.A. de C.V.		SLV	
Fruit of the Loom, Inc.		NY	05-0144075
FTL Regional Sales Company, Inc.		DE	61-1278881
Jerzees Buena Vista, SRL		HND	98-0450029
Jerzees de Honduras SRL		HND	98-0450030
Jerzees Nuevo Dia SRL		HND	98-0652908
Joya de Ceren Limitada, de C.V.		SLV	98-0433156
Lamatepec Manufacturing, Limitada, de C.V.		SLV	98-0433157
Lempa Services, Limitada, de C.V.		SLV	98-0433159
Magnolia Ventures LLC		DE	
Vanity Fair Brands, LP		DE	56-2222613
B.L. Intimate Apparel Canada Inc.		CAN	
Vanity Fair Inc.		DE	51-0348608
VFI de Honduras, S.A.		HND	
VFI-Mexico, Inc.		DE	20-1195996
VF-Diltex, S. de R.L. de C.V.		MEX	
Manufacturas Villanueva S. de R.L. e C.V.		HND	
Maya Apparel, Limitada, de C.V.		SLV	98-0433155
Monte Cristo Apparel, Ltda.		SLV	98-0561662
Productos San Jose S.de.R.L.C.V.		HND	80-0077728
RLA Mfg. SRL		HND	
Cross Creek de Honduras, SA de CV		HND	98-0450032
Jerzees Choloma SRL		HND	98-0450034
Ruservicios		HND	
Russell Brands, LLC		DE	63-0180720
Cumberland Asset Management, Inc.		DE	20-1576543
Spalding Sporting Goods Limited		IRL	
SGG Lisco LLC		DE	27-0076556
Spalding Holdings Limited		HKG	
Spalding Enterprise Management Co., Ltd.		CHN	
Spalding Sporting Goods China Limited		CHN	
Spalding Trading Co., Ltd.		CHN	
Spalding Japan KK		JPN	
Fruit of the Loom Direct, Inc.		AL	63-0874703
FTL Japan KK		JPN	
Jerzees Campeche, SA de CV		MEX	
Jerzees Yucatan, SA de CV		MEX	
Merendon Power Plant S.A.		HND	
Russell Corp Australia Pty. Ltd.		AUS	
Russell Corp. Far East Ltd.		HKG	
Russell del Caribe, Inc.		PRI	66-0608408
Russell Mexico, SA de CV		MEX	
Servicios Russell SA de CV		MEX	
SGG Patents LLC		DE	01-0811518
Santa Ana Apparel, Limitada, de C.V.		SLV	98-0433161
Textile Lourdes Limitada		SLV	
Textiles del Caribe S.de.R.L.de C.V.		HND	80-0077721
The B.V.D. Licensing Corp.		DE	13-2873530
Union Sales,LLC.		DE	61-0909765
Fruit of the Loom Trading Company		DE	61-1207878
Controladora Fruit of the Loom S.A. de C.V.		MEX	
Distribuidora Fruit of the Loom S.A. de C.V.		MEX	
Gateway Underwriters Agency, Inc.		MO	43-1594757
General Re Corporation		DE	06-1026471
Faraday Holdings Limited		GBR	06-1026471
Faraday Capital Limited		GBR	98-0166320
Faraday Corporate Capital Limited		GBR	
Faraday MGA Limited		GBR	
Faraday Underwriting Limited		GBR	06-1026471
GRF Services Limited		GBR	
Gen Re Intermediaries Corporation		NY	13-1861714
Gen Re Long Ridge, LLC		CT	26-3057400
General Reinsurance Corporation	22039	DE	13-2673100
Elm Street Corporation		DE	06-1051334
Gen Re Japan Service Company Limited		JPN	
General Re Compania de Reaseguros, S.A.		URY	
General Re Life Corporation	86258	CT	13-2572994
Idealife Insurance Company	97764	CT	06-1053475
General Reinsurance AG		DEU	AA-1340145
Gen Re Beirut s.a.l. offshore		LBN	
Gen Re Servicios México, S.A.		MEX	
Gen Re Support Services Mumbai Private Limited		IND	
General Reinsurance África Ltd.		ZAF	AA-1990120
General Reinsurance AG Escritório de Representação no Brasil Ltda.		BRA	
General Reinsurance Life Australia Ltd.		AUS	AA-1930033
General Reinsurance Australia Ltd		AUS	AA-1930285
General Star Indemnity Company	37362	DE	06-0876629
General Star National Insurance Company	11967	DE	13-1958482
Genesis Insurance Company	38962	DE	06-1024360
Genesis Management and Insurance Services, LLC		DE	06-1235218
GenStar Insurance Services, LLC		DE	51-0234754
GRC Realty Corporation		CT	13-2750341
Railsplitter Holdings Corporation		DE	83-0508548
New England Asset Management, Inc.		DE	06-1113980
New England Asset Management Limited		IRL	
GRD Holdings Corporation		DE	
General Re Financial Products Corporation		DE	06-1295723
GRSA Services (Proprietary) Limited		ZAF	
United States Aviation Underwriters, Inc.		NY	13-5458900

**SCHEDULE Y - INFORMATION CONCERNING ACTIVITIES OF INSURER MEMBERS OF A HOLDING COMPANY GROUP**

**PART 1 - ORGANIZATIONAL CHART**

	<b>NAIC</b>	<b>DOMICILE</b>	<b>FED ID#</b>
Canadian Aviation Insurance Managers Ltd.		CAN	13-5458900
International Dairy Queen, Inc.		DE	52-2066843
American Dairy Queen Corporation		DE	41-0853275
DQ Overseas, LLC		MN	33-1033675
DQ Training Restaurants, LLC		DE	71-0924040
DQGC, Inc.		VA	20-1980632
Dairy Queen Canada, Inc.		CAN	
DQF, Inc.		MN	41-0966826
Unified Supply Chain, Inc.		MN	20-1292398
Johns Manville Corporation		DE	84-0856796
Johns Manville		DE	13-0889690
Johns Manville Canada, Inc.		CAN	98-0382237
Johns Manville China, Ltd.		DE	84-1359815
Johns Manville Europe GmbH		DEU	98-0681826
Castigliano Vermögensverwaltungs GmbH		DEU	
Johns Manville Shanghai Nonwovens Co., Ltd.		CHN	
Johns Manville Benelux N.V.		BEL	
Johns Manville France S.A.R.L.		FRA	
Johns Manville GmbH		DEU	98-1036381
Industriepark Werk Bobingen GmbH and Co. KG		DEU	
Industriepark Werk Bobingen Verwaltungs GmbH		DEU	
Polywert GmbH		DEU	
Polysols Holdings, Inc.		DE	47-2323709
Polysols Textile Solutions, Inc.		SC	42-1767315
PSR Enterprises, LLC		SC	47-2323806
Johns Manville International B.V.		NLD	98-1036399
Johns Manville Polska Sp. z o.o.		POL	
Schuller GmbH		DEU	99-0373178
Johns Manville S.r.l.		ITA	
Johns Manville Sales GmbH		DEU	98-1036388
Johns Manville Sales GmbH (branch office Turkey)		DEU	98-1036388
Johns Manville Slovakia, a.s.		SVK	98-1094419
Johns Manville Hillsboro Plant LLC		TX	84-4036738
Johns Manville LTD		GBR	98-1272652
Johns Manville Ltd. (West Africa) Ltd.		NGA	
Nord Bitumi Canada Limited		CAN	
Rocky Mountain International Insurance Ltd.		BMU	98-1224002
Seventeenth Street Realty, Inc.		CO	84-1051293
Johns Manville Fund, Inc.		DE	13-6034039
Manville Mexicana S.A. de C.V.		MEX	
Jordan's Furniture, Inc.		MA	94-3342606
LiquidPower Specialty Products Inc.		DE	73-6091775
Flow Improvers LLC		DE	47-2871651
O-N-G Services, LLC		DE	83-1590301
Safe Marine Transfer, LLC		DE	46-2106332
Subsea Development, LLC		DE	83-1574503
Subsea Shuttle, LLC		TX	83-4106851
Highway 62 West LLC		DE	81-3639985
LiquidPower Canada ULC		CAN	
LSP Holding, Inc.		DE	47-1252217
LSP Transport, LLC		DE	47-1539501
LSPI Holdings Inc.		DE	83-2547400
Lubrizol Specialty Products KAZ LLP		KAZ	
Lubrizol Specialty Products RUS LLC		RUS	
Optum Energy Solutions, LLC		DE	81-1386857
Marmon Holdings, Inc.		DE	36-3104690
2K Polymer Systems LTD		GBR	
Blok-Lok Ltd.		CAN	
Cerro Trading Company LLC		DE	36-3114910
Crown Holdco Two, Inc.		DE	84-2412327
Crown Parent, Inc.		DE	84-2433949
Crown Holdco One, Inc.		DE	84-2424712
Colson Medical, LLC		DE	84-2860690
Acumed, LLC		DE	11-3660846
Acumed (Beijing) Consulting Co. Ltd		CHN	
Acumed Acquisition Company Limited		GBR	
Acumed Limited		GBR	
Acumed Iberica, SL		ESP	
Acute Innovations LLC		DE	20-4242193
AOG Acumed Orthopädie GmbH		DEU	
Colson Medical Sales International, Inc.		DE	81-5103352
Extreme Blocker Inc.		DE	88-3017735
Apex (China) Holding Company LLC		DE	37-1447593
Apex (Guangzhou) Tools & Orthopedics Company		CHN	
Apex (HK) Tools & Orthopedics Limited		HKG	
Apex (Suzhou) Medical Products Company		CHN	
Precision Edge Surgical Products Company LLC		DE	37-1447596
MicroAire Surgical Instruments LLC		DE	75-3086908
OsteoMed LLC		DE	22-3880649
SK Products Holding Company LLC		DE	68-0633198
Skeletal Kinetics LLC		DE	68-0633203
Hohmann and Barnard, Inc.		DE	26-1886944
M&M Manufacturing, Inc.		DE	26-0432240
Marmon Energy Services Company		DE	36-4750741
Marmon Energy Italia S.r.l.		ITA	
Zephir SpA		ITA	
Marmon Rail Group, Inc.		DE	30-0759982
Marmon Crane Services, Inc.		DE	32-0023592
Marmon Industrial Services LLC		DE	82-1091115
Marmon Logistics Inc.		CAN	
Prolium Industries Ltd.		CAN	
Proterra Energy Solutions Inc		CAN	
Procrane Holdings, Inc.		DE	35-2208667
ALS (Aust) Pty. Ltd.		AUS	
Booligal Services Pty. Ltd.		AUS	
Joyce Steel Erection LLC		DE	75-2061724

**SCHEDULE Y - INFORMATION CONCERNING ACTIVITIES OF INSURER MEMBERS OF A HOLDING COMPANY GROUP**

**PART 1 - ORGANIZATIONAL CHART**

	<u>NAIC</u>	<u>DOMICILE</u>	<u>FED ID#</u>
Marmon Crane (Australia) Pty Ltd		AUS	
NSW Cranes Pty Ltd		AUS	
WGC Crane Group Pty Limited		AUS	
Procrane Inc.		CAN	
Marmon Construction Services (Australia) Holdings Pty Ltd.		AUS	98-1041887
Sterling Crane (Australia) Pty Ltd		AUS	98-1041909
Freo Group Pty Ltd		AUS	
Global Cranes Pty Ltd		AUS	
United Crane Hire Pty Ltd.		AUS	
McKay Sterling Crane Ltd.		CAN	
Procrane Sales Inc.		CAN	
Sterling Crane (Singapore) Pte. Ltd.		SGP	
Sterling Crane LLC		DE	37-1484087
Union Tank Car Company		DE	36-3104688
Empresa Inmobiliaria del Potosi, S.A. de C.V.		MEX	
Marmon Transportation Services LLC		DE	36-4502376
Marmon Railroad Services LLC		DE	85-3830786
McKenzie Valve & Machining LLC		DE	36-4117519
Penn Machine Company LLC		DE	36-4031415
Railsolve, Inc.		DE	58-2145131
Focused Technology Solutions, Inc.		DE	83-2340006
Railsolve Mexicana, S de R.L. de C.V.		MEX	
Trackmobile LLC		DE	36-4336123
Worldwide Containers, Inc.		DE	36-4284551
EXSIF Worldwide, Inc.		DE	36-4383800
EXSIF China		CHN	98-0415493
EXSIF International LLC		DE	61-1809091
EXSIF OCS Limited		GBR	
EXSIF Worldwide GmbH		DEU	
NATX Repair Services LLC		DE	30-0882956
UTC Railcar Repair Services LLC		DE	06-1093099
The Marmon Group of Canada Ltd.		CAN	
Enersul Group Inc.		CAN	
Enersul L.P.		CAN	
Enersul, Inc.		CAN	
Procor Alberta Inc.		CAN	
Procor Limited		CAN	
Procor Repair Services Ltd.		CAN	
Procor Railcar Repair Services Company		CAN	
Railsolve Inc.		CAN	12-2680382
Transco Railway Products Inc.		DE	34-1404442
Transco Railcar Repair Inc.		DE	20-1107376
TM City Leasing Inc.		DE	20-1174230
TS City Leasing Inc.		DE	20-1174343
Uni-Form Components Co.		DE	76-0422418
UTLX Manufacturing LLC		DE	20-1731226
UTLX Soporte Empresarial, S.A. De C.V.		MEX	
Marmon Wire & Cable, Inc.		DE	52-1045483
Aetna Insulated Wire LLC		DE	20-1847872
Cable Components Group LLC		RI	04-3461923
Comtran Cable LLC		MA	04-2860648
Dekoron Unitherm LLC		DE	20-1865233
Dekoron Wire and Cable LLC		DE	20-1876801
Harbour Industries LLC		DE	03-0343995
Harbour Industries (Canada) Ltd.		CAN	10-2272051
Gendon Polymer Services Inc.		CAN	98-0409699
RSCC (Singapore) PTE Ltd.		SGP	
Radiant-RSCC Specialty Cable Private Limited		IND	
JA Wire and Cable LLC		DE	36-4335235
Kerite LLC		DE	36-4333144
KITCO Fiber Optics, Inc.		VA	54-1831164
Marmon Engineered Wire & Cable LLC		DE	30-0668855
Marmon Utility LLC		DE	36-4078119
RSCC Wire & Cable LLC		DE	11-2551127
Marmon Aerospace & Defense LLC		DE	47-5342147
TE Wire & Cable LLC		DE	20-1127717
Trilogy Communications, Inc.		MS	20-8215787
Marmon Engineered Components Company		DE	32-0023596
Anderson Copper and Brass Company LLC		DE	36-3483349
Atlas Bolt & Screw Company LLC		DE	34-1537181
Cerro Fabricated Products LLC		DE	20-0619730
CMPC Transition LLC		DE	38-3752675
Koehler-Bright Star LLC		DE	23-2833579
Marmon Distribution Services, Inc.		DE	32-0023593
Aero-Hose Corporation		FL	14-1913807
Marmon Metal Solutions, Inc.		MN	41-1927805
Marmon/Keystone LLC		DE	25-1209534
BM Flo LLC		DE	06-1526350
Future Metals LLC		DE	65-0123421
Future Metals LLC Sp. z o.o.		POL	
Orkal Industries LLC		NY	11-3258184
M/K Express Company LLC		DE	36-3242330
Marmon/Keystone de Mexico S.A. de C.V.		MEX	
Marmon/Keystone Services de Mexico, S.A. de C.V.		MEX	
Marmon Safety Group, S.A.		HND	
Marmon Tubing, Fittings & Wire Products, Inc.		DE	61-1420473
Cerro Flow Products LLC		DE	37-1225456
CerroZone LLC		DE	85-3513689
Cerro Wire LLC		DE	36-3205325
Coil Master Corporation		TN	62-1810620
Ellis & Watts Global Industries, Inc.		DE	46-4613464
PRISM Holdings LLC		DE	81-5422780
PRISM Plastics, Inc.		DE	37-1753874
RLS LLC		DE	47-3043883
Nylok LLC		DE	27-1338308
Tuf-Lok Fasteners Pvt Limited		IND	

**SCHEDULE Y - INFORMATION CONCERNING ACTIVITIES OF INSURER MEMBERS OF A HOLDING COMPANY GROUP**

**PART 1 - ORGANIZATIONAL CHART**

	<u>NAIC</u>	<u>DOMICILE</u>	<u>FED ID#</u>
Nylokmex S. de R.L. de C.V.		MEX	
Pan American Screw LLC		DE	23-2213540
Precision Brand Products, Inc.		DE	36-2984953
Precision Steel Warehouse, Inc.		IL	36-3005603
Robertson Inc.		CAN	
Western Builders Supply, Inc.		MT	81-0215653
Tenn-Tex Plastics, Inc.		NC	56-1515158
Penn Aluminum International LLC		DE	59-2744550
PRISM Mexico, S. De R.L. De C.V.		MEX	
Procoves SAS		FRA	
Procoves GMBH		DEU	
STGS Tunisie		TUN	
Sonnax Transmission Company		DE	82-3434044
Power Train Savers, Inc.		CAN	
Sonnax Automotive Parts (Shanghai) Co., Ltd		CHN	
Sonnax Transmission India Private Limited		IND	
Tucker Safety Products, Inc.		CO	95-4062015
Wells Lamont Industry Group LLC		DE	36-3454715
Jomac Canada Inc.		CAN	
Workflow LLC		NC	56-1717365
Marmon Group Limited, The		GBR	98-0109780
Artform International Ltd.		GBR	98-0665325
CCPI Europe Limited		GBR	
Pyrometrics Ltd		GBR	
Cerro Precision Limited		GBR	98-0597726
Sisu Axles Inc.		FIN	
Sloane Poland Sp.z.o.o.		POL	
Marmon Holdings Corporation		CAN	98-0367577
Marmon/Keystone Canada Inc.		CAN	
TMI Climate Solutions Canada Inc.		CAN	
Marmon Retail Technologies Company		DE	36-4502888
Artform International Inc.		DE	20-4762802
Big Red Rooster Flow LLC		IL	27-0769325
Project CSI, LLC		IN	47-1356981
Cannon Equipment LLC		MN	41-1290401
Catequip S.A.S		FRA	
DCI Marketing Europe GmbH		DEU	
DCI Marketing, Inc.		WI	39-0735637
Streater LLC		DE	36-4357172
Marmon Food, Beverage & Water Technologies Company LLC		DE	46-4295495
Angelo Po America Inc.		DE	46-5716004
Cornelius Australia Pty Ltd.		AUS	
Cornelius Deutschland GmbH		DEU	98-0161129
Marmon Foodservice Manufacturing s.r.o.		CZE	
Cornelius Italia S.r.l.		ITA	
Cornelius Tianjin Holdings LLC		DE	46-4107454
Cornelius (Tianjin) Co. Ltd.		CHN	98-0403045
Marmon Beverage Technologies, Inc.		DE	41-1506059
Cornelius Beverage Technologies Belgium NV		BEL	
Cornelius Manufacturing de Mexico SA de CV		MEX	
Marmon Foodservice Technologies, Inc.		MN	41-0204600
Admicornelius S.A. de CV		MEX	
Cornelius Latino Americana SA de CV		MEX	
Cornelius RUS LLC		RUS	
Marmon Beverage Technologies Espana, S.A.		ESP	
Marmon Foodservice Technologies, Europe GmbH		DEU	
Marmon Link Inc.		DE	41-1998438
Marmon Renew, Inc.		DE	41-1962963
Marmon Cornelius (Singapore) Pte. Ltd.		SGP	
Marmon Foodservice Technologies UK Limited		GBR	
Cornelius Hellas SA		GRC	
Marmon Technologies India Private Limited.		IND	
Marmon Water, Inc.		DE	37-1437580
Amarillo Gear (Singapore) Pte Ltd.		SGP	
Zephir Rail Equipment Private Ltd.		IND	
Amarillo Gear Company LLC		DE	75-2144782
Amarillo Wind Machine LLC		DE	77-0221021
Reductores De Mexico, S.A.		MEX	
Ecodyne MRM LLC		DE	36-2730138
Ecodyne UET Schweiz AG		CHE	
Ecodyneuet DE Mexico S DE RL DE CV		MEX	
Ecodyne Water Treatment LLC		DE	37-1446629
Ecowater Systems France SAS		FRA	
Ecowater Systems LLC		DE	36-3586532
Ecowater Canada Ltd.		CAN	
Ecowater Systems Europe, N.V.		BEL	
EcoWater Systems Germany GmbH		DEU	
Ecowater Systems Italia S.r.l		ITA	
Marmon Retail Technologies Middle East DMCC		ARE	
Ecowater Systems Poland Sp. Z.o.o.		POL	
KX Technologies LLC		DE	26-0239834
KX Technologies Pte. Ltd.		SGP	
Marmon Industrial Water LLC		DE	22-2444063
Graver Technologies LLC		DE	51-0348552
Marmon Industrial Water Limited		CAN	
Marmon Water (Singapore) Pte Ltd.		SGP	
Aqua Works Private Limited		IND	
Filtrex International Pte. Ltd.		SGP	
Filtrex Technologies Private Limited		IND	
Aquamatic H2O Solutions Private Limited		IND	
Marmon Water Investments Pte. Ltd.		SGP	
Kunshan EcoWater Systems Company Limited		CHN	98-0532789
Amarillo Gear (Jiangsu) Co., Ltd.		CHN	
EcoWater Systems (Shanghai) Co., Ltd.		CHN	
Marmon Italia S.r.l.		ITA	
Angelo Po Grandi Cucine S.p.A.		ITA	



**SCHEDULE Y - INFORMATION CONCERNING ACTIVITIES OF INSURER MEMBERS OF A HOLDING COMPANY GROUP**

**PART 1 - ORGANIZATIONAL CHART**

	<b>NAIC</b>	<b>DOMICILE</b>	<b>FED ID#</b>
Angelo Po France Sarl		FRA	
Angelo Po Iberica S.L.		ESP	
Angelo Po Trading Shanghai Co. Ltd		CHN	
Marmon Food Processing Italia S.r.l.		ITA	
Marmon Retail & Highway Technologies Company LLC		DE	37-1804635
Marmon Highway Technologies LLC		DE	32-0023594
Fontaine Commercial Trailer, Inc.		DE	46-2326556
Fontaine Engineered Products, Inc.		DE	46-2338021
Fontaine Fifth Wheel Company		DE	36-3362709
FFW de Mexico, S.A. de C.V.		MEX	
Fontaine Modification Company		DE	36-3362764
Fontaine Spray Suppression Company		DE	30-0005920
NU-Line Products, Inc.		CAN	
Fontaine Trailer Company LLC (Legacy)		DE	36-3294489
Marmon-Herrington Company		DE	36-3780546
Perfection Hy-Test Company		DE	57-0835032
APACE Holding Company LLC		DE	85-2754640
AirTek, LLC		DE	35-1801239
AP Emissions Technologies, LLC		DE	62-1738219
Aristo, LLC		DE	35-1844542
Marmon Engine Controls LLC		DE	82-0641380
Marmon Engine Technologies LLC		DE	81-3396562
Marmon Engine Technologies Mexico, S.A. de C.V		MEX	
Marmon Ride Control Products LLC		DE	47-5207492
Perfection de Mexico, SAPI de CV		MEX	
Productos de Marmon Paseo Controles, S.A. de C.V.		MEX	
Tier Path LLC		DE	83-1556509
Trensor LLC		CA	45-4139653
R.C. Tway Company, LLC		KY	61-0366810
Advanced Mobility & Shelter Technologies, LLC		IL	20-5832960
CEI Equipment Company, LLC		DE	42-1059101
Kentucky Trailer Paint & Reconditioning Center, LLC		KY	61-0366810
Kentucky Trailer Services, LLC		KY	61-0366810
KT European Holdings, LLC		KY	61-0366810
KT Smit Mobile Cooperatie		NLD	
GAS NL B.V.		NLD	
Smit Mobile Equipments (UK) Ltd B.V.		GBR	
Smit Mobile Equipments B.V.		NLD	
GAS UK B.V.		GBR	
Magna Van Development Company, LLC		KY	46-3098678
Trailer Technologies Holdings, LLC		KY	61-0366810
Triangle Suspension Systems, Inc.		DE	62-1717916
Webb Wheel Products, Inc.		DE	36-3739982
TSE Brakes, Inc.		DE	36-4642937
TSE Brakes GmbH		DEU	
TSE de Mexico, S.A. de C.V.		MEX	
Marmon Retail Products, Inc.		DE	46-1377997
CH Transition Company LLC		DE	47-0691258
Wells Lamont LLC		DE	36-4264748
Marmon Retail Store Equipment LLC		DE	38-3923766
Eden Europe s.r.o.		CZE	
L. A. Darling Company LLC		DE	04-2294740
Darling, L. A., S.A. de C.V.		MEX	
Thorco Industries LLC		DE	36-3257622
Unarco Industries LLC		DE	52-2166647
Retail Space Solutions LLC		DE	81-4120258
Store Opening Solutions LLC		DE	62-1728778
Trade Fixtures Europe GmbH		DEU	
Marmon Services Limited		MUS	
Atlas Bolt & Screw (Shenzhen) Co. Limited		CHN	98-0458720
Atlas Bolt & Screw (Zhongshan) Co. Ltd		CHN	98-0458710
Fanmar Auto Part (Ningbo) Co., Ltd.		CHN	
Marmon Retail Services Asia		CHN	
Perfection Auto Part (Shanghai) Co. Ltd.		CHN	
Prince Castle Inc (Ningbo)		CHN	98-0470702
Prince Castle Kitchen Equipment (Shanghai) Co., Ltd.		CHN	98-1201456
Robertson Inc. (Jia Xing) Co., Ltd.		CHN	98-0458707
Piedmont Manufacturing Group, LLC		DE	86-3024790
Wilbert, Inc.		NC	36-1178800
CH Industries, Inc.		SC	06-1718484
Easley Custom Plastics, Inc.		SC	20-0818185
Thermoform Plastics, Inc.		MN	41-0884355
Qingdao TBS Co., Ltd		CHN	
TBS Canada, Inc.		CAN	
TBS Engineering, Ltd.		GBR	
TBS USA, Inc.		DE	20-5690869
The Marmon Group LLC		DE	36-3485850
TMG Lucetius LLC		FL	88-2462339
Transition Holdings, LLC		DE	32-0037069
Ecodyne Corporation		DE	36-2694067
Industrias Ecodyne S.A. de C.V.		MEX	
J.L. Mining Company		DE	55-0668752
Morgantown- National Supply, Inc.		DE	36-4003514
Penn Coal Land, Inc.		DE	36-3972413
Trail Ltd.		BMU	
TRH Holding Corp.		DE	36-2281514
Wilbert Funeral Services, Inc.		KS	36-4128481
Crystal Drive Services, LLC		FL	47-1367633
Rochester Crematory, Inc.		NY	16-1470785
McLane Company, Inc.		TX	74-1478631
Claims Services, Inc.		TX	20-0434690
Consumer Value Products, Inc.		TX	74-2654855
Financial Services Plus, Inc.		TX	74-2731287
Interco Tobacco Retailers, Inc.		NV	74-2723385
Arizona Warehouse and Supply, LLC.		NV	81-5475389
Intrepid JSB, Inc.		NC	27-0771746

**SCHEDULE Y - INFORMATION CONCERNING ACTIVITIES OF INSURER MEMBERS OF A HOLDING COMPANY GROUP**

**PART 1 - ORGANIZATIONAL CHART**

	NAIC	DOMICILE	FED ID#
Kahn Ventures, Inc.		GA	58-1360668
Empire Distributors of Colorado, Inc.		CO	84-1097025
Empire Distributors of North Carolina, Inc.		GA	56-1387714
Empire Distributors of Tennessee, Inc.		TN	62-1018924
Empire Distributors, Inc.		GA	58-0667553
McLane Austell, LLC		GA	
KINEXO, Inc.		NC	56-1758362
Loch Vale Logistics, Inc.		TX	81-4588331
M & C Products, Inc.		TX	74-2633184
McCarty-Hull Cigar Company, Inc.		TX	75-1070651
AMTT Management, LLC		TX	20-1200871
Farwell Texas Tobacco, L.P.		TX	20-0174133
McLane Beverage Holding, Inc.		TX	35-2343540
McLane Beverage Distribution, Inc.		TX	35-2343538
McLane Eastern, Inc.		TX	74-2301016
McLane Express, Inc.		TX	20-1441131
McLane Foods, Inc.		TX	86-0624477
McLane Foodservice Distribution, Inc.		NC	56-1177692
McLane Foodservice, Inc.		TX	74-2968584
McLane Interstate Warehouse, Inc.		TX	92-1151136
McLane Mid-Atlantic, Inc.		TX	74-2647017
McLane Midwest, Inc.		TX	74-2540418
McLane Minnesota, Inc.		TX	33-0995917
McLane Network Solutions, Inc.		TX	74-2887700
McLane New Jersey, Inc.		DE	75-3095668
McLane Ohio, Inc.		TX	47-5030627
McLane Southern, Inc.		MS	64-0244270
McLane Suneast, Inc.		TX	74-2374048
McLane Ocala, LLC		FL	
McLane Tri-States, Inc.		AL	74-2905523
McLane Western, Inc.		CO	84-0680412
Merit Distribution Services, Inc.		TX	74-2349308
MFS Fleet, Inc.		TX	81-3702744
Summit Distribution Services, Inc.		TX	74-2958130
Transco, Inc.		NV	74-2715856
Verdisto Logistics, LLC		NM	
Visilinx, Inc.		DE	75-2850046
Xelix Distribution, Inc.		TX	88-3677017
MiTek Industries, Inc.		DE	95-4871586
MiTek Holdings, Inc.		DE	51-0313536
Gang-Nail Philippines, Inc.		PHL	
MiTek Inc.		MO	43-1531931
2K Polymer Systems, Inc.		OH	80-0550558
22CC24, LLC		MO	
Albemarle Sound Dock LLC		NC	
Benson Industries, Inc.		OR	90-1007802
Benson LTD		OR	93-1016324
Benson Wall Systems Philippines, Inc		PHL	
Benson Wall Systems Pte. Ltd Singapore		SGP	
Heat-Pipe Technology, Inc.		FL	59-2342253
Miller Sage Holdings Inc.		MI	
MiTek Australia Ltd.		AUS	
Buildsoft Pty Ltd		AUS	
Platinum Global Services Pty Ltd		AUS	
MiTek Vietnam Co. Ltd		VNM	
MiTek Canada, Inc.		CAN	
MiTek Finland OY		FIN	
MiTek Industries A.B.		SWE	
MiTek Industries GmbH		DEU	
MiTek Industries Ltd.		GBR	
MiTek Industries, Polska		POL	
MiTek UK Trustees Ltd.		GBR	
MiTek Industries, S.A.S.		FRA	
MiTek Industries, SRO		CZE	
MiTek Japan Co. Ltd		JPN	
MiTek Mezzanine Systems Ltd.		GBR	
MiTek New Zealand Ltd.		NZL	
MiTek South Africa Pty Ltd.		ZAF	
SidePlate Systems, Inc.		CA	33-0661867
Structural Soft, LLC		CA	
TrueNorth Development, Inc.		MI	38-3372254
MiTek Industries o.o.o.		RUS	
MS Property Company		CA	95-4363469
Montana Retail Properties, Inc.		CA	45-5200500
National Fire & Marine Insurance Company	20079	NE	47-6021331
National Indemnity Company	20087	NE	47-0355979
AHP Housing Fund 184, LLC		DE	32-0537244
AHP Housing Fund 208, LLC		DE	35-2634705
AHP Housing Fund 219, LLC		DE	30-1168040
AHP Housing Fund 220, LLC		DE	35-2652105
Cullen Housing, Limited Partnership		MA	83-2648756
AHP Housing Fund 223, LLC		DE	32-0599451
AHP Housing Fund 245, LLC		DE	84-3313603
AHP Housing Fund 253, LLC		DE	84-3998016
AHP Housing Fund 254, LLC		DE	84-4013926
AHP Housing Fund 261, LLC		DE	85-0678113
AHP Housing Fund 265, LLC		DE	85-0731519
AHP Housing Fund 267, LLC		DE	85-0756678
AHP Housing Fund 285, LLC		DE	85-3198380
AHP Housing Fund 296, LLC		DE	86-1734156
AHP Housing Fund 318, LLC		DE	87-3496297
BDT I-A Plum, LLC		DE	36-4671511
Berkshire Hathaway European Insurance Designated Activity Company		IRL	
Berkshire Hathaway Homestate Insurance Company	20044	NE	47-0529945
Berkshire Hathaway International Insurance Limited		GBR	98-0413928
Berkshire Hathaway Life Insurance Company of Nebraska	62345	NE	47-0766667

**SCHEDULE Y - INFORMATION CONCERNING ACTIVITIES OF INSURER MEMBERS OF A HOLDING COMPANY GROUP**

**PART 1 - ORGANIZATIONAL CHART**

	<b>NAIC</b>	<b>DOMICILE</b>	<b>FED ID#</b>
BHA Real Estate Holdings, LLC		DE	47-2151818
BHG Life Insurance Company	14939	NE	90-0914085
Financial Credit Investment III (Cayman), L.P.		CYM	98-1379180
Financial Credit Investment III SPV-B (Cayman), L.P.		CYM	98-1395199
First Berkshire Hathaway Life Insurance Company	11591	NY	91-1933661
FlightSafety International Inc.		NY	13-3916524
FlightSafety Capital Corporation		DE	22-2820005
FlightSafety Defense Corporation		DE	36-3244473
FlightSafety International Hong Kong Limited		HKG	
FlightSafety International Japan Inc.		JPN	
FlightSafety International Middle East Inc.		DE	81-0947238
FlightSafety International Netherlands B.V.		NLD	
FlightSafety International Norway AS		NOR	
FlightSafety International SARL		FRA	
Falcon Training Center		FRA	
FlightSafety International Saudi Arabia LLC		SAU	
FlightSafety International Singapore Pte. Ltd.		SGP	
FlightSafety International South Africa Ltd.		ZAF	
FlightSafety International Treinamento Em Aviacao Ltda.		BRA	
FlightSafety International U.K. Limited		GBR	
FlightSafety New York, Inc.		NY	06-1311475
FlightSafety Canada Ltd.		CAN	
FlightSafety Development Corp.		DE	88-0377203
FlightSafety Properties, Inc.		DE	11-2984638
FlightSafety International Australia Pty. Ltd.		AUS	
FSR		FRA	
FlightSafety Textron Aviation Training LLC		DE	83-3383970
FlightSafety Textron Aviation Training UK Limited		GBR	
Frasca International LLC		IL	37-0860218
Garan, Incorporated		DE	13-5665657
Garan Central America Corp.		VA	13-3259047
Garan Manufacturing Corp.		DE	64-0794969
Confecciones Chalchuapa, S.A. de C.V.		SLV	
Confecciones Cuscatlecas, S.A. de C.V.		SLV	
Garan Buena Vista, S.A. de CV		HND	
Garan De El Salvador, S. A. de C.V.		SLV	
Garan De Honduras, S.A. de C.V.		HND	
Garan San Jose, S.A. de C.V.		HND	
Garan, Asia, Ltd.		HKG	
Servicios De Corte Y Confeccion, S.A. de C.V.		SLV	
Servicios De Manufactura S.A. de CV & Producciones Manufactureras, S.A. de CV		SLV	
Servicios Industriales Diversos, S.A. de C.V.		SLV	
Servicios Profesionales De Manufactura, S.A. de C.V.		SLV	
Garan Services Corp.		DE	51-0329648
Berkshire Hathaway Specialty Insurance Company	22276	NE	63-0202590
Berkshire Hathaway Global Insurance Services, LLC		NE	47-1227278
Berkshire Hathaway Specialty Services Limited		HKG	
BHHC Special Risks Insurance Company	11014	IA	39-1981312
Continental Divide Insurance Company	35939	CO	84-0769120
Cypress Insurance Company	10855	CA	95-6042929
Douglas Building, LLC		DE	43-2094256
Finial Reinsurance Company	39136	CT	06-1325038
GEICO Corporation		DE	52-1135801
Boat America Corporation		VA	52-0913637
Boat Owners Association of the United States		DC	54-1243944
Boat/U.S., Inc.		VA	54-1259466
GEICO Marine Insurance Company	37923	NE	52-1658500
GEICO Advantage Insurance Company	14138	NE	45-2524450
GEICO Atlantis Corporation		TX	88-2577528
GEICO Choice Insurance Company	14139	NE	45-2524467
GEICO County Mutual Insurance Company	29181	TX	74-6061214
GEICO Discovery Corporation		TX	88-2610361
GEICO Endeavor Corporation		TX	88-2642347
GEICO Financial Services, GmbH		DEU	
GEICO Indemnity Company	22055	NE	52-0794134
Criterion Insurance Agency		TX	74-2288632
GEICO Casualty Company	41491	NE	52-1264413
GEICO Oasis Insurance Company		NE	93-4440724
GEICO Perspective Corporation		TX	88-2667253
GEICO Products, Inc.		MD	52-1487364
GEICO Protection Insurance Company	17511	NE	92-2766872
GEICO Secure Insurance Company	14137	NE	45-2524492
GEICO Texas County Mutual Insurance Company	27863	TX	75-6021171
Government Employees Insurance Company	22063	NE	53-0075853
AHP Federal and State Affordable 1, LLC		DE	84-3740408
AHP State Housing Fund 8, LLC		DE	61-1866585
AHP State Housing Fund 9, LLC		DE	36-4889302
AHP State Affordable 1, LLC		DE	37-1737103
AHP State Housing Fund 1, LLC		DE	38-3898386
AHP State Housing Fund 2, LLC		DE	35-2468668
AHP State Housing Fund 3, LLC		DE	32-0402570
BRK Investment Holdings, LLC		DE	53-0075853
AI Shift II & CY LP		DE	53-0075853
GEICO General Insurance Company	35882	NE	75-1588101
GEICO Insurance Agency, LLC		MD	52-1168724
Government Employees Financial Corporation		TX	84-0534395
Plaza Financial Services Company		DE	52-1280328
International Insurance Underwriters, Inc.		DE	52-0792766
Maryland Ventures, Inc.		DE	52-1310102
Plaza Resources Company		DE	52-1242003
Top Five Club, Inc.		TX	52-1349938
MLMIC Insurance Company	34231	NY	14-1584861
M2 Liability Solutions, Inc		NY	14-1789701
MLMIC Services, Inc.		NY	13-5471800
National Indemnity Company of Mid-America	20060	IA	41-0971481
National Indemnity Company of the South	42137	IA	59-2266845

**SCHEDULE Y - INFORMATION CONCERNING ACTIVITIES OF INSURER MEMBERS OF A HOLDING COMPANY GROUP**

**PART 1 - ORGANIZATIONAL CHART**

	NAIC	DOMICILE	FED ID#
Oak River Insurance Company	34630	NE	47-0762702
Pilot Travel Centers LLC		DE	34-1953155
Beverage Management Associates Inc.		TX	76-0346493
Fleet Sales LLC		UT	87-0622749
J Fleet Leasing LLC		UT	20-2410437
Flying J Canada Inc.		CAN	
Flying J Canada Transport Inc.		CAN	98-1057052
Fuelbook LLC		DE	83-4036424
Golden State Travel Centers - Colton LLC		DE	92-0517059
Golden State Travel Centers LLC		DE	87-3686572
Hebron Equipment LLC		DE	87-2388002
Kearney I LLC		DE	20-8648861
Martin - Pilot Joint Venture		MI	62-1510291
Parts and Service Solutions LLC		DE	82-0892178
PFJE Holdings LLC		DE	84-3949211
Bunkerhill Oil Marketing LLC		DE	82-3562901
BunkerHill Holdings Company LLC		DE	83-0595449
PFJE SOCIAL GP Holdings LLC		DE	87-2681725
PFJE SOCIAL LP Holdings LLC		DE	88-1683220
Southern Counties Oil Company LP		CA	33-0488996
Cardlock Fuels System LLC		CA	33-0586680
SC Commercial LLC		DE	83-0751205
United Fuel and Energy LLC		TX	75-0924613
Pro Petroleum LLC		DE	75-2279730
Caljet of America LLC		AZ	83-0350993
Fuel Processing Operators LLC		AZ	20-1216137
Pro Terminal Operators LLC		TX	90-0325647
GreenAmerica Biofuels LLC		DE	82-3553523
GreenAmerica Biofuels Ord LLC		DE	86-1886872
Greenway Energia LLC		DE	88-2188971
Saratoga Rack Marketing LLC		DE	82-3594510
Tartan Oil LLC		DE	82-3540054
Trajectory Acquisition Company LLC		DE	84-2680821
Saratoga RP East LLC		DE	84-1477374
PFJE AssetCo Holdings LLC		DE	84-3964690
Emerging Technology Transportation Ventures LLC		DE	87-2793299
Hyperion Water Holdings LLC		DE	84-4008244
Hyperion EmployeeCo Holdings LLC		DE	82-4288963
Hyperion EmployeeCo LLC		DE	84-4060927
Hyperion Water Technologies LLC		DE	84-4016608
PFJE CT Holdings LLC		DE	87-2587410
Pilot OFS Holdings LLC		DE	88-3541734
Pilot Water Solutions LLC		DE	83-0671454
Horus Infrastructure IA LLC		DE	
OWL AssetCo 1, LLC		TX	
OWL Acquisition Company, LLC		TX	
OWL ETX/LA, LLC		TX	47-1780330
OWL SOAL SWD, LLC		TX	
OWL Permian, LLC		TX	47-1217036
Haley R. SWD, LLC		TX	
OWL Allgood Water, LLC		TX	
OWL Black Lake SWD, LLC		TX	
OWL Chaparral SWD, LLC		TX	
OWL Copeland SWD, LLC		TX	
OWL Jenkins SWD, LLC		TX	
OWL Keystone SWD, LLC		TX	
OWL Lea County, LLC		DE	46-5551331
OWL Bobcat SWD, LLC		TX	
OWL Brininstool SWD, LLC		TX	
OWL Cities Federal SWD, LLC		TX	
OWL Tophat SWD, LLC		TX	
OWL Madera SWD, LLC		TX	
OWL McCloy SWD #1, LLC		TX	
OWL Mills SWD, LLC		TX	
OWL Oasis SWD, LLC		TX	
OWL Parks Bell SWD, LLC		TX	
OWL Permian Pipeline, LLC		TX	
OWL Red Hills Gathering, LLC		TX	
OWL Roy SWD, LLC		TX	
OWL Smith Ranch SWD, LLC		TX	
OWL SWD Atlas, LLC		TX	
OWL SWD Operating 2, LLC		TX	
OWL Topeka SWD, LLC		TX	
OWL True Grit SWD, LLC		TX	
OWL Westbrook SWD, LLC		TX	
OWL Powder Pipeline, LLC		TX	
OWL Rockies, LLC		TX	
OWL WestWater, LLC		DE	47-2573237
OWL Carpenter, LLC		TX	
OWL Danish Flats, LLC		TX	
OWL Douglas, LLC		TX	
OWL Ludlow, LLC		TX	
OWL Pinedale, LLC		TX	
OWL Pumpkin Buttes, LLC		TX	
OWL Wamsutter, LLC		TX	
OWL Western Gravel and Disposal, LLC		TX	82-1558784
OWL SWD Development, LLC		TX	
OWL SWD Operating, LLC		TX	
Los Tios Land and Cattle LLC		DE	88-0687592
Pilot Water Gathering Delaware LLC		DE	81-2172680
Pilot Water Gathering Delaware Investments LLC		DE	85-2531892
Pilot Water Solutions Permian LLC		DE	20-5620889
Hawg SWD, LLC		TX	81-0991952
PWSP 137		TX	84-4651386
PWSP Clark		TX	84-4665308
PWSP Ernest		TX	84-4703540

**SCHEDULE Y - INFORMATION CONCERNING ACTIVITIES OF INSURER MEMBERS OF A HOLDING COMPANY GROUP**

**PART 1 - ORGANIZATIONAL CHART**

	NAIC	DOMICILE	FED ID#
PWSP Haney		TX	84-4729802
PWSP Henderson		TX	84-4768495
PWSP Hughes I		TX	84-4773509
PWSP Hughes II		TX	84-4793053
PWSP Moreland		TX	84-4822798
PWSP OpCo II LLC		TX	88-2309456
PWSP Tom		TX	84-4829833
Pilot Water Solutions SWD LLC		DE	82-3297278
Scope 23 LLC		DE	92-1216288
Starlight Relativity Holdings LLC		DE	84-3145118
Starlight Relativity Acquisition Company LLC		DE	84-3125773
Tri-Star DEF LLC		DE	83-2026496
Pilot Emerging Mobility and Energy LLC		DE	88-2328276
Pilot Arizona Pride - Yucca LLC		DE	86-1395917
Pilot Arizona Pride LLC		DE	84-1995167
Pilot Arizona South LLC		DE	83-0956686
Pilot Arizona Venture LLC		DE	85-2999605
Pilot California Venture LLC		DE	85-1092145
Pilot Manning LLC		DE	47-1100560
Pilot Pacific Northwest LLC		DE	83-0783018
Pilot Receivables LLC		TN	62-1716238
Pilot Texas West LLC		DE	83-2470033
Pilot West LLC		DE	83-3223448
Pilot Xpress Arizona LLC		DE	85-0746382
Pilot Xpress LLC		DE	84-4065827
Pro Saratoga Transport LLC		DE	86-3886730
PTC Delaware LLC		DE	74-3012837
PTCAA Texas L.P.		TX	74-3013261
Pilot of Texas LLC		TX	76-0239371
PTC Kearney II LLC		DE	20-8648968
PTC Kearney III LLC		DE	20-8649023
PTC Kearney IV LLC		DE	20-8649055
Restover Truck Stop LLC		WA	85-2024758
SFJ, Inc.		CAN	98-1050749
Silver State Travel Centers LLC		DE	92-2220897
St. Rose Travel Center LLC		LA	72-1487076
Texas South I LLC		DE	81-0853980
Texas South II LLC		DE	81-0860686
Texas South III LLC		DE	82-3886947
Redwood Fire and Casualty Insurance Company	11673	NE	47-0530076
SLI Holding Limited		GBR	
BA(GI) Limited		GBR	
Berkshire Hathaway Specialty Underwriters B.V.		NLD	
Harley Street Insurance Group Limited		GBR	
Premium Medical Protection Limited		GBR	
Resolute Management Limited		GBR	
Resolute Management Services Limited		GBR	
The Scottish Lion Insurance Company Limited		GBR	
Tonicstar Limited		GBR	98-0373625
Tenecom Limited		GBR	
Kyoei Fire & Marine Insurance Co. Limited		GBR	
The British Aviation Insurance Company Limited		GBR	
Transfercom Limited		GBR	
V3 Insurance Agency Inc.		PA	23-2713768
VT Insurance Acquisition Sub Inc.		DE	47-2138469
Van Enterprises, Inc.		MO	48-0591795
MPP Co., Inc.		KS	48-0882412
Old United Casualty Company	37060	KS	48-0884451
Old United Life Insurance Company	76007	AZ	48-0735224
Vantage Reinsurance, LLC		NV	47-2207326
WestGUARD Insurance Company	11981	NE	06-1678760
AmGUARD Insurance Company	42390	NE	23-2240321
AZGUARD Insurance Company	16495	NE	83-1551360
EastGUARD Insurance Company	14702	NE	01-0125870
GUARDco, Inc.		DE	51-0378745
NorGUARD Insurance Company	31470	NE	23-2459204
National Liability & Fire Insurance Company	20052	CT	36-2403971
Nebraska Furniture Mart, Inc.		NE	47-0428274
121 Acquisition Company LLC		TX	45-3621249
CPM Development, LLC		TX	86-2887449
Floors Inc.		NE	47-0487472
Homemakers Plaza, Inc.		IA	95-4830456
LMG Ventures, LLC		TX	37-1650069
Live GMF, LLC		NE	82-5003723
NFM Custom Countertops, LLC		NE	84-4241774
NFM of Cedar Park, Inc.		TX	93-1503353
NFM of Kansas, Inc.		KS	74-3021927
NFM Services LLC		TX	45-4530174
NFM Wellness, LLC		NE	92-2733856
RCP Logistics, LLC		NE	87-4527726
TXFM INC		TX	45-3751317
NetJets Inc.		DE	51-0383060
Executive Jet Management, Inc.		OH	31-0913865
NetJets Aviation, Inc.		DE	31-0682096
NetJets Sales, Inc.		DE	31-0685809
NetJets Finance LLC		DE	35-2390820
NJS145 LLC		DE	82-3814458
NetJets Card Holdings, Inc.		DE	84-1631058
NetJets Card Partners, Inc.		OH	13-4179171
NetJets Financial Holdings LLC		DE	61-2033885
QS Financial Services LLC		DE	38-4424128
NetJets International, Inc.		DE	22-3378514
NetJets Management Ltd.		GBR	98-0363663
Executive Jet Management (Europe) Limited		GBR	
NetJets (Suisse) Sàrl		CHE	
NetJets Deutschland GmbH		DEU	

**SCHEDULE Y - INFORMATION CONCERNING ACTIVITIES OF INSURER MEMBERS OF A HOLDING COMPANY GROUP**

**PART 1 - ORGANIZATIONAL CHART**

	<u>NAIC</u>	<u>DOMICILE</u>	<u>FED ID#</u>
NetJets France SARL		FRA	
NetJets Italy S.r.l.		ITA	
NetJets UK Ltd.		GBR	
NetJets U.S., Inc.		DE	22-3530627
NA-NetJets Aviation, Sociedade Unipessoal, Lda.		PRT	98-0475837
NA-NetJets Aviation, Sociedade Unipessoal, Lda. Czech Branch		CZE	
NA-NetJets Aviation, Sociedade Unipessoal, Lda. Spanish Branch		ESP	
NetJets Europe Holdings SGPS, Lda		PRT	98-1131898
NetJets Europe, Sociedade Unipessoal Lda		PRT	98-1132148
NetJets Europe Holdings, LLC		DE	20-1963975
NJE Holdings, LLC		DE	20-1963992
NJI Sales, Inc.		DE	57-1049421
NetJets Services, Inc.		DE	31-1437187
NJ Asia Limited		HKG	98-1228911
NetJets China (Hong Kong) Limited		HKG	
NetJets Strategic Holdings (Asia) Limited		HKG	
QS Partners LLC		DE	47-3591620
QS ACE LLC		DE	99-0454734
QS Security Services LLC		DE	84-2062142
Northern States Agency, Inc.		MN	41-1502250
Global Aerospace Underwriting Managers Limited		GBR	98-0414570
Associated Aviation Underwriters Limited		GBR	
BAIG Limited		GBR	
British Aviation Insurance Group (Technical Services) Limited		GBR	
British Aviation Insurance Group (Underwriting Services) Limited		GBR	
GAUM Holdings Inc.		DE	52-2282086
Fireside Partners, Inc.		DE	36-4808004
Global Aerospace, Inc.		DE	22-3259042
Global Aerospace Underwriters Limited		GBR	
Global Aerospace Underwriting Managers (Canada) Limited		CAN	
Global Aerospace Underwriting Managers (Europe) SAS		FRA	
Global Limited		GBR	
OTC Worldwide Holdings, Inc.		DE	27-4790857
OTC Brands, Inc.		DE	27-4791180
Mindware Corporation		MN	41-1671641
Brainy Toys, Inc.		MN	90-0997379
MW Wholesale, Inc.		MN	81-0607111
Oriental Trading Company, Inc.		DE	80-0681455
Fun Express LLC		NE	27-4811963
OTC Direct, Inc.		NE	27-4811648
Smilemakers, Inc		SC	57-0647221
Smilemakers Canada, Inc		SC	58-2318210
Smilemakers For Children Company		CAN	
OTC Shanghai Trading Limited		CHN	
Precision Castparts Corp.		OR	93-0460598
Aircraft Heat Treating Co., Inc.		CA	95-1721860
Aerospace Dynamics International, Inc.		CA	95-4225652
AIPCF V CHI Blocker Inc.		DE	46-2291458
Alu-Forge, Inc.		CA	86-1093480
Atlantic Precision, Inc.		WI	47-1655957
Caledonian Alloys, Inc.		SC	57-0862054
Carlton Forge Works LLC		CA	95-2152781
Summit Machine, LLC		CA	43-2013152
Centra Industries Inc.		CAN	98-1058493
Composites Horizons, LLC		DE	95-3633752
Dickson Testing Co., Inc.		CA	95-2833111
Environment-One Corporation		NY	14-1505298
Exacta Aerospace, Inc.		KS	48-0882691
Fatigue Technology, Inc.		WA	91-1096274
Hamilton Aviation, Inc.		OR	20-2471863
Innovative Coatings Technology Corporation		CA	77-0321770
Ken's Spray Equipment LLC		CA	95-3412882
Klune Industries, Inc.		CA	95-3211874
LJ Aero Holdings, Inc.		DE	27-5376340
LJ Synch Holdings, Inc.		DE	38-3761654
Helicomb International, Inc.		OK	73-1110197
Metalac Fasteners, Inc.		OR	26-0563717
University Swaging Corporation LLC		DE	91-2031156
Noranco Inc.		CAN	98-0705427
Noranco Manufacturing (USA) Ltd.		DE	99-0367323
Andrews Laser Works Corporation		KY	61-1276005
Noranco Manufacturing Mexico, S.A. de C.V.		MEX	
Noranco Mexico Services, S.A. de C.V.		MEX	
PCC Aerostructures Integration Center, LLC		OR	84-1882499
PCC Aerostructures Mexico, S.A. de C.V.		MEX	
PCC Airfoils LLC		OH	34-0821246
Mold Masters Intl. LLC		OH	34-0894486
PCC Airfoils S.A. de C.V.		MEX	
PCC Distribution Japan K.K.		JPN	
PCC Flow Technologies, Inc.		DE	73-1364801
PCC Germany Holdings GmbH		DEU	
Wilhelm Schulz GmbH		DEU	
PT. Schulz Indonesia		IDN	
Schulz (Far East) PTE LTD		SGP	
PCC Rollmet, Inc.		CA	45-2600604
PCC Specialty Products, LLC		DE	06-1114587
PCC Structural, Inc.		OR	93-1220449
PCC Structural Wax Center, LLC		OR	82-5103619
Permaswage Holding SAS		FRA	
Permaswage Holdings, Inc.		DE	26-2134220
Designed Metal Connections, Inc.		DE	20-1997283
Permaswage (Suzhou) Co. Ltd.		CHN	
Permaswage SAS		FRA	
Precision Castparts CZ s.r.o.		CZE	
Press Forge Company		CA	95-3315953
Progressive Incorporated		DE	41-2127968

**SCHEDULE Y - INFORMATION CONCERNING ACTIVITIES OF INSURER MEMBERS OF A HOLDING COMPANY GROUP**

**PART 1 - ORGANIZATIONAL CHART**

	<b>NAIC</b>	<b>DOMICILE</b>	<b>FED ID#</b>
Protective Coatings, Inc.		WA	91-0836177
Primus International Holding LLC		DE	33-1139106
Primus International LLC		WA	91-0941460
Accra Manufacturing LLC		WA	91-1256943
PCC Aerostructures Wilkes-Barre, LLC		OR	46-2301663
Primus International Cayman Co.		CYM	98-1093544
Primus International Suzhou Ltd.		CHN	
Walden's Machine, LLC		OK	73-1108292
RathGibson Holding Co. LLC		DE	27-1865020
RathGibson LLC		DE	27-2513076
Greenville Tube Company LLC		DE	27-2518430
RathGibson Janesville LLC		DE	27-2518836
RathGibson North Branch LLC		DE	27-2519007
Shultz Steel LLC		CA	95-1908842
Southwest United Industries, Inc.		OK	73-0672728
Southwest United Canada, Inc.		CAN	
Southwest United de Mexico, S.A. de C.V.		MEX	
Special Metals LLC		DE	25-1445468
Huntington Alloys Corporation		DE	13-5158550
Special Metals Pacific Pte Ltd		SGP	98-0587845
Special Metals Wiggin Limited		GBR	
Special Metals Deutschland Limited		GBR	
Special Metals Services Limited		GBR	
Special Metals Wiggin Trustees Limited		GBR	
SPS Asia Limited		HKG	98-0652145
Chengde Pipe Hong Kong Limited		HKG	98-0652147
SPS (China) Co., Ltd.		CHN	
SPS Technologies, LLC		PA	23-1116110
Avibank Services, LLC		DE	02-0656633
SPS International Investment Company		DE	23-1620339
Avibank Mfg., Inc.		DE	95-1504250
Cannon-Muskegon Corporation		MI	38-1411693
Greenville Metals, Inc.		PA	23-2298351
Metalac SPS Indústria E Comércio Ltda.		BRA	
NSS Technologies, Inc.		MI	38-1941474
SPS Technologies Mexico LLC		CA	46-5286088
SXP Schulz Xtruded Products LLC		GA	98-0644935
THI Acquisition, Inc.		DE	26-4451061
Texas Honing, Inc.		TX	74-1859558
Titanium Metals Corporation		DE	13-5630895
Henderson WC LLC		OR	93-2122183
PCC UK Global Holdings Limited		GBR	
AETC Limited		GBR	
Caledonian Alloys Limited		GBR	98-0583519
KALISTRUT Aerospace S.A.S.		FRA	98-1142275
PCC Finance Luxembourg LLC		DE	98-0574216
PCC UK Finance Limited		GBR	
Precision Castparts Corp. France S.a.r.l.		FRA	98-0443669
S.P.S. International Limited		IRL	
Shur-Lok International S.A.		BEL	98-0574214
SOS International Holdings, LLC		DE	80-0500570
SOS Metals Brasil LTDA		BRA	
SPS Technologies Limited		GBR	98-1229917
KG Coating Limited		GBR	98-1243076
SPS Aerostructures Limited		GBR	
TIMET UK Limited		GBR	98-1705860
TIMET Europe Limited		GBR	
TIMET Savoie, SA		FRA	
TIMET Powdered Metals, LLC		DE	45-3784304
TIMET Real Estate Corporation		CO	84-1524606
Wyman-Gordon Company		MA	04-1992780
Precision Founders, Inc.		CA	94-1047949
Western Aerospace Limited		AUS	
Western Australian Specialty Alloys Pty. Ltd.		AUS	98-0139711
Wyman-Gordon de Mexico, S. de R.L. de C.V.		MEX	98-0227054
Wyman-Gordon Forgings, Inc.		DE	76-0203655
Hackney Ladish, Inc.		DE	75-2608545
McWilliams Forge Company		DE	27-3776296
PCC Luxembourg Holdings S.à r.l.		LUX	98-0574217
AFT EUROPE - Advanced Forming Technology Ltd.		HUN	
Wyman-Gordon Limited		GBR	52-2005557
Wyman-Gordon (Lincoln) Limited		GBR	
Wyman-Gordon Investment Castings, Inc.		DE	22-3044511
Wyman-Gordon Monterrey, S. de R.L. de C.V.		MEX	
Wyman-Gordon Forgings (Cleveland), Inc.		OH	04-3541052
Wyman-Gordon Pennsylvania, LLC		OR	45-2425501
R. C. Willey Home Furnishings		UT	87-0242145
RC Willey 5600 West LLC		UT	86-1764442
Richline Group, Inc.		DE	26-0232774
DRL Manufacturing S.A.		DOM	98-0385481
Leach & Garner (HK) Limited		HKG	
Leach & Garner (Guangzhou) Limited		CHN	
LeachGarner, Inc.		DE	04-3034114
Apogee Metals LLC		VA	45-5010075
Richline Group Canada Ltd		CAN	
Richline Italy, srl		ITA	
Richline South Africa (Proprietary) Ltd.		ZAF	
Rio Grande, Inc.		NM	85-0164903
Samuel Aaron Trading (India) Pvt. Ltd.		IND	
See's Candy Shops, Inc.		CA	95-1205740
See's Candies, Inc.		CA	94-0852350
Shaw Industries Group, Inc.		GA	58-1032521
Anderson Hardwood Floors, LLC		GA	26-0798273
Clear Path Recycling, LLC		DE	26-4751485
Kido International Limited		HKG	
Shanghai Shaw Global Investment Consulting Co LTD (dba Shaw Global)		CHN	

**SCHEDULE Y - INFORMATION CONCERNING ACTIVITIES OF INSURER MEMBERS OF A HOLDING COMPANY GROUP**

**PART 1 - ORGANIZATIONAL CHART**

	<b>NAIC</b>	<b>DOMICILE</b>	<b>FED ID#</b>
Land Partners One, LLC		GA	20-3025379
Land Partners Two, LLC		DE	
Shaw Asia Pacific Holdings LLC		GA	86-2146289
Shaw Brasil Consultoria Em Pisos Ltda		BRA	98-1255733
Shaw Diversified Services, Inc.		GA	01-0626710
Shaw Europe Holdings Limited		GBR	
Sanquhar Tile Services Ltd		GBR	
Shaw Europe Limited		GBR	
Shaw France S.A.R.L.		FRA	
Shaw Netherlands B.V.		NLD	
Shaw Floors, Inc.		GA	16-1666637
Shaw Industries Group Chile Limitada		CHL	98-1148210
Shaw Industries SARL		LUX	33-1222343
Shaw Industries Asia Pte. Ltd.		SGP	98-1024856
Shaw Carpet (China) Co. Ltd.		CHN	98-1046307
Shaw Floors India Private Ltd.		IND	98-1092153
Shaw Industries Hong Kong Ltd.		HKG	98-1056292
Shaw Industries, Inc.		GA	35-2162582
NEF Affordable Housing Investment Fund II LP		DE	27-2395998
NEF Affordable Housing Investment Fund LP		DE	27-0719219
Shaw Funding Company		DE	59-2409749
Shaw Retail Properties, Inc.		GA	58-2242176
SHX Realty One, LLC		GA	20-3068178
Shaw Integratd and Turf Solutions, LTD.		CAN	
Shaw Integrated and Turf Solutions, Inc.		GA	87-4486016
Southwest Greens International LLC		GA	26-1561632
Shaw International Services, Inc.		GA	58-2017348
Shaw Monomers, LLC		GA	45-0470393
Shaw Specialized Services, LLC		GA	20-2090216
Shaw Sports Turf California, Inc.		GA	81-1214189
Shaw Transport, Inc.		GA	58-1502689
Shaw Vietnam Limited Liability Company		VNM	
Shaw Watershed Holdings, LLC		DE	92-1121877
Watershed Geosynthetics, LLC		GA	27-0736307
SHX Flooring, Inc.		DE	58-2470281
Terza S.A. de C.V.		MEX	
Tricycle, Inc.		TN	62-1875180
US Floors International, LLC		GA	36-4814273
Zickgraf Hardwood Flooring Company, LLC		NC	
The Fechheimer Brothers Company		DE	31-1000330
Nationwide Uniforms		KY	31-1000790
The Lubrizol Corporation		OH	34-0367600
Chemtool Incorporated		DE	20-1483560
Lubrizol Foundation, The		OH	34-6500595
Lubrizol India Private Limited		IND	
Lubrizol Inter-Americas Corporation		NV	34-1368171
Lubrizol Manufacturing India Private Limited		IND	
Lubrizol Overseas Trading Corporation		DE	51-6146748
Lubrizol Advanced Materials International, LLC		DE	13-4143923
Lubrizol Advanced Materials, Inc.		DE	13-4143915
Avid Product Development, LLC		CO	45-4759326
Lipotec USA, Inc.		TX	75-2458638
Lubrizol Advanced Materials FCC, LLC		DE	51-0340498
Noveon Hilton Davis, Inc.		DE	95-4071292
Lubrizol Advanced Materials India Private Limited		IND	
Lubrizol Advanced Materials Holding Corporation		DE	31-1231786
Point B Ventures, LLC		DE	85-2245046
Lubrizol Global Management, Inc.		DE	51-0408646
Lubrizol International, Inc.		DE	98-1279098
Lubrizol Management UK Limited		GBR	
Lubrizol Canada Limited		CAN	52-2349524
Lubrizol do Brasil Aditivos, Ltda.		BRA	98-1229344
Lubrizol International Luxembourg S.a r.l.		LUX	
Lubrizol Japan Limited		JPN	98-1021536
Lubrizol Korea, Inc.		KOR	
Lubrizol Luxembourg S.a.r.l.		LUX	98-0470798
Chemtool (UK) Ltd.		GBR	
K2023267932 (South Africa)		ZAF	
Lubrizol Adibis Holdings (UK) Limited		GBR	98-0564691
Lubrizol South Africa (Pty.) Ltd.		ZAF	
Lubrizol Advanced Materials Europe BV		BEL	98-0209586
Lubrizol Advanced Materials Malaysia Sdn. Bhd.		MYS	98-0336497
Lubrizol Advanced Materials Spain, S.L.		ESP	98-0342349
Lubrizol Southeast Asia (Pte.) Ltd.		SGP	98-1041251
Lubrizol Additive (Zhuhai) Co., Ltd.		CHN	98-1041273
Lubrizol International Trading (Zhuhai) Co., Ltd.		CHN	
Lubrizol Shanghai Investments I Limited		HKG	
Shanghai Lubrizol International Trading Co., Ltd.		CHN	
Lubrizol Shanghai Investments II Limited		HKG	
Lubrizol Management (Shanghai) Co., Ltd.		CHN	
Lubrizol Specialty Chemicals Manufacturing (Shanghai) Co., Ltd.		CHN	
Warwick International Intermediate Holdings Limited		GBR	98-1228773
Warwick International Group Limited		GBR	98-1228769
Lubrizol Advanced Materials France SAS		FRA	
Lubrizol Advanced Materials Realty Europe BV		BEL	
Lubrizol Advanced Materials Resin B.V.		NLD	98-0339020
Lubrizol Deutschland GmbH		DEU	
Bavaria Medizin Technologie GmbH		DEU	98-1503752
Bavaria Medizin Technologie Romania SRL		ROU	98-1514468
Lubrizol Deutschland Realty GmbH & Co. KG		DEU	98-1266881
Lubrizol Europe Coordination Center BV		BEL	98-0209583
Lubrizol France SAS		FRA	90-0785520
Lubrizol Italia S.r.l.		ITA	98-0398945
Lubrizol Limited		GBR	30-0660947
Lubrizol Overseas Trading Corporation & Co. KG		DEU	98-0470802
LZHS Spain, S.L.		ESP	98-1062611



**SCHEDULE Y - INFORMATION CONCERNING ACTIVITIES OF INSURER MEMBERS OF A HOLDING COMPANY GROUP**

**PART 1 - ORGANIZATIONAL CHART**

	<u>NAIC</u>	<u>DOMICILE</u>	<u>FED ID#</u>
Lipotec, S.A.		ESP	
Lubrizol Life Science, Inc.		DE	26-0557338
Vesta Intermediate Funding, Inc.		DE	26-0557408
ExtruMed, Inc.		CA	33-0682735
SSP-SiMatrix, Inc.		DE	37-1651326
S and L Specialty Polymers Co., Ltd.		THA	
Lubrizol de Mexico Comercial S. de R.L. de C.V.		MEX	
Lubrizol Gesellschaft m.b.H.		AUT	
Lubrizol Turkey Özel Kimyasallar Yönetimi Limited Şirketi		TUR	
Lubrizol Transarabian Co. Ltd.		SAU	
MPP Pipeline Corporation		DE	76-0412052
The Pampered Chef, Ltd.		IL	36-3269007
TPC European Holdings, Ltd.		DE	36-4301143
The Pampered Chef - UK, Ltd.		GBR	98-0345517
The Pampered Chef Deutschland GmbH		DEU	98-0353211
The Pampered Chef France		FRA	
The Pampered Chef Österreich GmbH		AUT	
The Pampered Chef, Italia S.r.l.		ITA	
TPC North America, Ltd.		DE	30-0101576
The Pampered Chef - Canada Corp.		CAN	
TPC N.A.S.A., LLC		DE	
TTI, Inc.		DE	20-8234316
CJE II		NV	20-8392004
Compona AG		CHE	
Cosy Electronics GmbH		DEU	
Ecopac (U.K.) Power Limited		GBR	
Mouser Electronics, Inc.		DE	61-1520598
498 Mouser Way LLC		TX	88-1379385
Crowd Supply, LLC		DE	30-1168280
Electropages Media Limited		GBR	98-1172511
Exponential Technology Group, Inc		DE	32-0656860
BGM Electronic Services, LLC		MI	82-0632838
Braemac Group Pty Limited		AUS	
Braemac (CA) LLC		DE	91-1794169
Braemac (SA) Pty Ltd		AUS	
Braemac Engineering Pty Limited		AUS	
Braemac Pty Ltd		AUS	
Braemac Unit Trust		AUS	
Braemac NZ Pty Limited (NZ)		NZL	
Braesing Holdings Pty Ltd		AUS	
Braemac Asia Holdings PTE Ltd (SG)		SGP	
Braemac Pte Ltd (SG)		SGP	
Braetec Pty Limited		AUS	
Changnam I.N.T. LTD		KOR	
RFMW Asia Pte. Ltd		SGP	
RFMW Europe Limited		GBR	98-1006720
MRC Components GmbH & Co. KG		DEU	
MRC Gigacomp GmbH & Co KG		DEU	
Gigacomp AG		CHE	
Spantech Technology Solutions S.L.		ESP	
RFMW Israel Limited		ISR	27-0917752
RFMW Korea Co. Ltd		KOR	
RFMW UK		GBR	
Braemac Ltd (UK)		GBR	
RFMW GmbH		DEU	
RFMW, LLC		DE	37-1930324
Symmetry Electronics LLC		DE	61-1850733
Mouser (Shanghai) Electronics Trading Co. Ltd.		CHN	98-1010252
Mouser Electronics (Canada), Inc		CAN	
Mouser Electronics (France) SARL		FRA	98-0679141
Mouser Electronics (Hong Kong) Limited		HKG	98-0557337
Mouser Electronics (India) Private Ltd		IND	98-1104357
Mouser Electronics Czech sro		CZE	
Mouser Electronics Italy SRL		ITA	98-1150369
Mouser Electronics Korea Limited Company		KOR	98-1313763
Mouser Electronics Lithuania UAB		LTU	
Mouser Electronics Netherlands B.V.		NLD	98-1253609
Mouser Electronics Nordic AB		SWE	98-1360880
Mouser Electronics PTE LTD		SGP	98-0520966
Mouser Electronics S DE RL DE CV		MEX	98-0667713
Mouser Electronics Spain SL		ESP	98-1264381
Mouser Electronics Taiwan Company Ltd-Preparatory Office		TWN	
Mouser Electronics Vietnam Co Ltd		VNM	
Mouser Japan Godo Kaisha		JPN	98-1219362
Mouser JV 1, Inc		DE	36-4876855
Mouser JV 2, Inc		DE	35-2603357
Mouser Poland Sp. ZOO		POL	
Piper Finance Company, Inc		DE	88-3955526
Ray-Q Ltd		ISR	98-1150098
Ray-Q Interconnection Technologies India Private Ltd		IND	98-1152465
Ray-Q, LLC		DE	26-4557530
Sager Electrical Supply Co. Inc		MA	04-2694935
Sager Electronics Mexico s. De R.L.De C.V.		MEX	
Shanghai TTI Electronics Co, LTD		CHN	98-0395649
TTI (Shanghai) Logistics Co. Ltd		CHN	
TTI Belgium		BEL	
TTI Brasil Comercio De Componentes Electronicos LTDA		BRA	
TTI Elektronik Ticaret Ltd. Sti		TUR	98-1227865
TTI Electronics (Vietnam) Company Limited		VNM	
TTI Electronics Asia PTE LTD		SGP	98-0538870
TTI Electronics (Thailand) Ltd		THA	98-1091676
TTI Electronics Asia (India) Private Ltd		IND	98-1068567
TTI Electronics Malaysia SDN BHD		MYS	98-0697862
TTI Electronics Nepal Private Limited		NPL	
TTI Electronics Philippines, Inc		PHL	
TTI Electronics Austria GmbH		AUT	98-0404802

**SCHEDULE Y - INFORMATION CONCERNING ACTIVITIES OF INSURER MEMBERS OF A HOLDING COMPANY GROUP**

**PART 1 - ORGANIZATIONAL CHART**

	<b>NAIC</b>	<b>DOMICILE</b>	<b>FED ID#</b>
TTI Electronics Czech SRO		CZE	98-0605080
TTI Electronics Denmark APS		DNK	98-0538872
TTI Electronics Distribution SRL		ROU	
TTI Electronics Europe Gmbh		DEU	98-1229924
TTI Electronics Hungary KFT		HUN	98-0571750
TTI Electronics LTD		ISR	98-0620824
TTI Electronics Nordic AB		SWE	98-0538885
TTI Electronics OU		EST	
TTI Finland OY		FIN	98-1043545
TTI France SASU		FRA	98-0538877
TTI Especialistas en Pasivos y Conectores, S.L.		ESP	98-0470183
TTI Hong Kong Limited		HKG	98-0538879
TTI Italy SRL		ITA	98-0538881
TTI JV 1, Inc		DE	37-1847720
TTI JV 2, Inc		DE	37-1877557
TTI Latin America s. de R.L. de C.V.		MEX	98-1220399
TTI Poland SP ZOO		POL	98-0605077
U.S. Investment Corporation		PA	95-4834036
United States Liability Insurance Company	25895	NE	23-1383313
Mount Vernon Fire Insurance Company	26522	NE	23-1575334
U.S. Underwriters Insurance Company	35416	ND	23-2049904
Mount Vernon Specialty Insurance Company	14420	NE	45-5343535
Radnor Specialty Insurance Company	15756	NE	47-2408195
XTRA Corporation		DE	06-0954158
XTRA Companies, Inc.		DE	20-2052863
XTRA LLC		ME	01-0346274
AJF Warehouse Distributors, Inc.		IL	43-0909089
GTR Rental LLC		DE	51-0367486
Rentco Trailer Corporation		DE	13-3369806
SV Maintenance LLC		DE	27-0586923
X-L-CO., Inc.		DE	04-2459036
XTRA Intermodal, Inc.		DE	43-1690171
XTRA Lease LLC		DE	22-1863406
XTRA Finance Corporation		DE	20-8648239

**Acquisitions and Newly Formed:**

22CC24, LLC	K2023267932 (South Africa)
Berkshire Production Supply (Canada)	KCIC LIHTC 10 LLC
BHER Operating Company, LLC	Linesight Poland sp. z o.o.
BHER Ravenswood Solar 1, LLC	MBSABH Motors LLC
Brooks Sports AB	MCGILL ENGINEERING INDIA PRIVATE LTD
Brooks Sports Vietnam Limited Liability Company	MLK 2 Associates MTE, LLC
CalEnergy YCA Partner 2, LLC	PF Automotive LLC
CTB Investment Holdings Inc	QS ACE LLC
Fort Vancouver Preservation MTE, LLC	Standard Denbigh Trace Venture MTE, LLC
GEICO Oasis Insurance Company	Sutton Place Preservation MTE, LLC
Ivtex Automotive Sales II, LLC	Trilogy Communications, Inc.
Jazwares Australia Holdco Pty Ltd	TrueNorth Development, Inc.
Jazwares Australia Opco Pty Ltd	Tullahoma Village Community Partners MTE, LLC
Jazwares Holland B.V.	Willow Partners LLC
Johns Manville Sales GmbH (branch office Turkey)	Zhejiang Songde NC-Tools Co., Ltd.

**Dissolved:**

Cuanbac Ltd (NL)	SFZ China Ltd.
Finial Holdings, Inc.	Shellbay Unlimited Company
Freo Group Malaysia Sdn Bhd	SOS Metals Asia Holdings Pte. Ltd.
Lubrizol Adibis (UK) Limited	SPS International S.a` r.l.
PCC Canada Holding ULC	SPS Technologies (Australia) Pty Ltd
PFBH Motors, LLC	TIMET Germany GmbH
Referral Associates of New Jersey, Inc.	

**Merged out of existence:**

BHH KC Real Estate, LLC	Kamioka Ceramic CO.,LTD.
Brittain Machine, Inc.	Kentwood Real Estate Cherry Creek, LLC
Clayton Properties Group II, Inc.	Kentwood Real Estate City Properties, LLC
Fruit of the Loom de Mexico, S.A. de C.V.	Kentwood Real Estate DTC, LLC
FTI Manufacturing, Inc.	Kentwood Real Estate Northern Properties, LLC
Holland Heater Export B.V.	Klune Holdings, Inc.
Howell Penncraft, Inc.	Marmon Product Development Center Pte Ltd.
Huff-Drees Realty, Inc.	PCC Flow Technologies Holdings, Inc.
ILS SRL	Watershed Solar, LLC
Jim Huff Realty, Inc.	

**Liquidation:**

L.A. Darling Services, S.A. de C.V.
Larson-Juhl France S.A.R.L.
Lubrizol Advanced Materials Netherlands B.V.
Micron 3DP LTD
Volito GmbH

**Sold:**

Equipment Transport LLC	KNPS Pipeline GP LLC
Falls City Terminal GP LLC	KNPS Pipeline LP
Falls City Terminal LP	Particle Sciences, Inc.
Gang-Nail Do Brasil Industria E Comercio LTDA	PWS EmployeeCo LLC
Johns Manville Luoyang Nonwovens Co., Ltd.	Warwick Equest Limited

**Name Change:**

Accra Manufacturing LLC from Accra Manufacturing, Inc.	Shultz Steel LLC from Shultz Steel Company
Carlton Forge Works LLC from Carlton Forge Works	Special Metals LLC from Special Metals Corporation
Frasca International LLC from Frasca International, Inc.	Trade Fixtures Europe GmbH from
Ken's Spray Equipment LLC from Ken's Spray Equipment, Inc.	University Swaging Corporation LLC from University Swaging Corporation
PCC Finance Luxembourg LLC from PCC Finance Luxembourg S.a` r.l.	
Primus International Holding LLC from Primus International Holding Company	
Primus International LLC from Primus International Inc.	

**SCHEDULE Y - INFORMATION CONCERNING ACTIVITIES OF INSURER MEMBERS OF A HOLDING COMPANY GROUP**

**PART 1 - ORGANIZATIONAL CHART**

**Ownership Change:**

Accra Manufacturing LLC, owned by Primus International LLC  
 AETC Limited, owned by PCC UK Global Holdings Limited  
 BR Agency, Inc., owned by CMH Capital, Inc.  
 Caledonian Alloys Limited, owned by PCC UK Global Holdings Limited  
 Centra Industries Inc., owned by Precision Castparts Corp.  
 Fimal Reinsurance Company, owned by National Indemnity Company  
 Huntington Alloys Corporation, owned by Special Metals LLC  
 JBRC, Inc., owned by HomeServices KOI, Inc.  
 KALISTRUT Aerospace S.A.S., owned by PCC UK Global Holdings Limited  
 Lubrizol Advanced Materials Malaysia Sdn. Bhd., owned by Lubrizol Advanced Materials Europe BV  
 Lubrizol Shanghai Investments I Limited, owned by Lubrizol Southeast Asia (Pte.) Ltd.  
 Lubrizol Shanghai Investments II Limited, owned by Lubrizol Southeast Asia (Pte.) Ltd.  
 MH Site Construction, Inc., owned by CMH Capital, Inc.  
 Noranco Inc., owned by Precision Castparts Corp.  
 PCC Aerostructures Wilkes-Barre, LLC, owned by Primus International LLC  
 PCC Germany Holdings GmbH, owned by PCC Finance Luxembourg LLC  
 Precision Castparts Corp. France S.a.r.l., owned by PCC UK Global Holdings Limited  
 Primus International Cayman Co., owned by Primus International LLC  
 Primus International Holding LLC, owned by Protective Coatings, Inc.  
 Primus International LLC, owned by Primus International Holding LLC  
 Real Estate Knowledge Services, LLC, owned by PCRE, L.L.C.  
 S.P.S. International Limited, owned by PCC UK Global Holdings Limited  
 Shur-Lok International S.A., owned by PCC UK Global Holdings Limited  
 SOS International Holdings, LLC, owned by PCC UK Global Holdings Limited  
 Special Metals Wiggin Limited, owned by Special Metals LLC  
 SPS Technologies Limited, owned by PCC UK Global Holdings Limited  
 Summit Machine, LLC, owned by Carlton Forge Works LLC  
 Trade Fixtures Europe GmbH, owned by Marmon Holdings Corporation  
 Trade Fixtures Europe GmbH, owned by Marmon Retail Store Equipment LLC  
 University Swaging Corporation LLC, owned by Metalac Fasteners, Inc.  
 Walden's Machine, LLC, owned by Primus International LLC  
 Yuma Cogeneration Associates, owned by CalEnergy YCA Partner 2, LLC

ANNUAL STATEMENT FOR THE YEAR 2023 OF THE General Re Life Corporation

**SCHEDULE Y**

**PART 1A - DETAIL OF INSURANCE HOLDING COMPANY SYSTEM**

1	2	3	4	5	6	7	8	9	10	11	12	13	14	15	16
Group Code	Group Name	NAIC Company Code	ID Number	Federal RSSD	CIK	Name of Securities Exchange if Publicly Traded (U.S. or International)	Names of Parent, Subsidiaries Or Affiliates	Domiciliary Location	Relationship to Reporting Entity	Directly Controlled by (Name of Entity/Person)	Type of Control (Ownership, Board, Management, Attorney-in-Fact, Influence, Other)	If Control is Ownership Provide Percentage	Ultimate Controlling Entity(ies)/Person(s)	Is an SCA Filing Required? (Yes/No)	*
			47-0813844		1067983	NYSE	Berkshire Hathaway Inc.	DE	UIP		Ownership			NO	
			47-4653839				1067 Studios, LLC	DE	NIA	Jazwares, LLC	Ownership	100.000	Berkshire Hathaway Inc.	NO	
			45-3621249				121 Acquisition Company LLC	TX	NIA	Nebraska Furniture Mart, Inc.	Ownership	100.000	Berkshire Hathaway Inc.	NO	
			47-5108291				13 West LLC	OR	NIA	AHP Housing Fund 114, LLC	Ownership	99.990	Berkshire Hathaway Inc.	NO	
			46-5669000				15 West LLC	OR	NIA	AHP Housing Fund 78, LLC	Ownership	99.990	Berkshire Hathaway Inc.	NO	
			47-4203880				1712 Commerce Master Tenant, LLC	TX	NIA	AHP Housing Fund 150, LLC	Ownership	99.990	Berkshire Hathaway Inc.	NO	
			68-0566626				21 SPC, Inc.	DE	NIA	21st Mortgage Corporation	Ownership	100.000	Berkshire Hathaway Inc.	NO	
			48-1284984				21st Communities, Inc.	DE	NIA	21st Mortgage Corporation	Ownership	100.000	Berkshire Hathaway Inc.	NO	
			76-0478830				21st Mortgage Corporation	DE	NIA	CMH Services, Inc.	Ownership	100.000	Berkshire Hathaway Inc.	NO	
							22CC24, LLC	MO	NIA	MiTek Inc.	Ownership	100.000	Berkshire Hathaway Inc.	NO	
							2K Polymer Systems LTD	GBR	NIA	Marmon Holdings, Inc.	Ownership	100.000	Berkshire Hathaway Inc.	NO	
			80-0550558				2K Polymer Systems, Inc.	OH	NIA	MiTek Inc.	Ownership	100.000	Berkshire Hathaway Inc.	NO	
							3rd and Indian School Assisted Living Facility, LLC	DE	NIA	AHP Housing Fund 113, LLC	Ownership	99.990	Berkshire Hathaway Inc.	NO	
			37-1794718				498 Mouser Way LLC	TX	NIA	Mouser Electronics, Inc.	Ownership	100.000	Berkshire Hathaway Inc.	NO	
			88-1379385				777 Main Street LLC	CT	NIA	AHP Housing Fund 65, LLC	Ownership	99.000	Berkshire Hathaway Inc.	NO	
			46-2700327				955 Shotgun Road, LLC	FL	NIA	Jazwares, LLC	Ownership	100.000	Berkshire Hathaway Inc.	NO	
			82-1541168				959 Shotgun Road, LLC	FL	NIA	Jazwares, LLC	Ownership	100.000	Berkshire Hathaway Inc.	NO	
			47-2615350				A.C.T. Equipment Sales Ltd.	CAN	NIA	ITTI Investment Holdings Inc.	Ownership	80.000	Berkshire Hathaway Inc.	NO	
			20-0950324				ABA Management, L.L.C.	TX	NIA	PHM Holdings, LLC	Ownership	100.000	Berkshire Hathaway Inc.	NO	
			74-3112441				ABC Nissan LLC	DE	NIA	Berkshire Hathaway Automotive Inc.	Ownership	80.000	Berkshire Hathaway Inc.	NO	
			74-3112441				ABC Nissan LLC	DE	NIA	BHA Minority Interest Holdco, Inc.	Ownership	16.000	Berkshire Hathaway Inc.	NO	
			92-3717049				Abrasive Tool Company, LLC	DE	NIA	ITTI Investment Holdings Inc.	Ownership	60.000	Berkshire Hathaway Inc.	NO	
			84-4147900				AC Eagle Corporation	CA	NIA	HomeServices of California, LLC	Ownership	100.000	Berkshire Hathaway Inc.	NO	
			82-1528842				AC Palm Desert Corporation	CA	NIA	HomeServices of California, LLC	Ownership	100.000	Berkshire Hathaway Inc.	NO	
			47-4188563				AC2015 Corporation	CA	NIA	HomeServices of California, LLC	Ownership	100.000	Berkshire Hathaway Inc.	NO	
			91-1256943				Accra Manufacturing LLC	WA	NIA	Primus International LLC	Ownership	100.000	Berkshire Hathaway Inc.	NO	
			75-2403336				Acme Brick Company	DE	NIA	Acme Building Brands, Inc.	Ownership	100.000	Berkshire Hathaway Inc.	NO	
			83-0429401				Acme Brick DFW, LLC	DE	NIA	Acme Brick Company	Ownership	100.000	Berkshire Hathaway Inc.	NO	
			20-3883479				Acme Brick Sales Company, LLC	DE	NIA	Acme Brick Company	Ownership	100.000	Berkshire Hathaway Inc.	NO	
			75-2864968				Acme Building Brands, Inc.	DE	NIA	Berkshire Hathaway Inc.	Ownership	100.000	Berkshire Hathaway Inc.	NO	
			75-2403337				Acme Management Company	DE	NIA	Acme Building Brands, Inc.	Ownership	100.000	Berkshire Hathaway Inc.	NO	
			75-2514346				Acme Services Company, LLC	DE	NIA	Acme Building Brands, Inc.	Ownership	100.000	Berkshire Hathaway Inc.	NO	
							Acumed (Beijing) Consulting Co. Ltd	CHN	NIA	Acumed, LLC	Ownership	100.000	Berkshire Hathaway Inc.	NO	
							Acumed Acquisition Company Limited	GBR	NIA	Acumed, LLC	Ownership	100.000	Berkshire Hathaway Inc.	NO	
							Acumed Iberica, SL	ESP	NIA	Acumed, LLC	Ownership	100.000	Berkshire Hathaway Inc.	NO	
							Acumed Limited	GBR	NIA	Acumed Acquisition Company Limited	Ownership	100.000	Berkshire Hathaway Inc.	NO	
			11-3660846				Acumed, LLC	DE	NIA	Colson Medical, LLC	Ownership	100.000	Berkshire Hathaway Inc.	NO	
			20-4242193				Acute Innovations LLC	DE	NIA	Acumed, LLC	Ownership	100.000	Berkshire Hathaway Inc.	NO	
			73-1701637				ACVT Motors, LLC	DE	NIA	Berkshire Hathaway Automotive Inc.	Ownership	93.000	Berkshire Hathaway Inc.	NO	
			73-1701637				ACVT Motors, LLC	DE	NIA	BHA Minority Interest Holdco, Inc.	Ownership	3.000	Berkshire Hathaway Inc.	NO	
			47-0691259				Adalet / Scott Fetzer Company	DE	NIA	BHSF, Inc.	Ownership	100.000	Berkshire Hathaway Inc.	NO	
							Admicornelius S.A. de CV	MEX	NIA	Marmon Beverage Technologies, Inc.	Ownership	0.200	Berkshire Hathaway Inc.	NO	
							Admicornelius S.A. de CV	MEX	NIA	Marmon Foodservice Technologies, Inc.	Ownership	99.800	Berkshire Hathaway Inc.	NO	
							Advanced Mobility & Shelter Technologies, LLC	IL	NIA	R.C. Tway Company, LLC	Ownership	100.000	Berkshire Hathaway Inc.	NO	
			20-5832960				Aero Aircraft Heat Treating Co., Inc.	CA	NIA	Precision Castparts Corp.	Ownership	100.000	Berkshire Hathaway Inc.	NO	
			95-1721860				Aero-Hose Corporation	FL	NIA	Marmon Distribution Services, Inc.	Ownership	100.000	Berkshire Hathaway Inc.	NO	
			14-1913807				Aeronavis, LLC	DE	NIA	Volantes, LLC	Ownership	100.000	Berkshire Hathaway Inc.	NO	
			84-2521740								Ownership	100.000	Berkshire Hathaway Inc.	NO	

ANNUAL STATEMENT FOR THE YEAR 2023 OF THE General Re Life Corporation

**SCHEDULE Y**

**PART 1A - DETAIL OF INSURANCE HOLDING COMPANY SYSTEM**

1	2	3	4	5	6	7	8	9	10	11	12	13	14	15	16
Group Code	Group Name	NAIC Company Code	ID Number	Federal RSSD	CIK	Name of Securities Exchange if Publicly Traded (U.S. or International)	Names of Parent, Subsidiaries Or Affiliates	Domiciliary Location	Relationship to Reporting Entity	Directly Controlled by (Name of Entity/Person)	Type of Control (Ownership, Board, Management, Attorney-in-Fact, Influence, Other)	If Control is Ownership Provide Percentage	Ultimate Controlling Entity(ies)/Person(s)	Is an SCA Filing Required? (Yes/No)	*
			95-4225652				Aerospace Dynamics International, Inc.	CA	NIA	Precision Castparts Corp.	Ownership	100.000	Berkshire Hathaway Inc.	NO	
			20-1847872				AETC Limited	GBR	NIA	PCC UK Global Holdings Limited	Ownership	100.000	Berkshire Hathaway Inc.	NO	
			45-3769803				Aetna Insulated Wire LLC	DE	NIA	Marmon Wire & Cable, Inc.	Ownership	100.000	Berkshire Hathaway Inc.	NO	
							Affordable Housing Partners, Inc.	DE	NIA	Berkshire Hathaway Inc.	Ownership	100.000	Berkshire Hathaway Inc.	NO	
							AFT EUROPE - Advanced Forming Technology Ltd.	HUN	NIA	PCC Luxembourg Holdings S.a' r.l.	Ownership	100.000	Berkshire Hathaway Inc.	NO	
			46-5187215				AHGH Townhomes, LLC	WI	NIA	AHP Housing Fund 50, LLC	Ownership	99.990	Berkshire Hathaway Inc.	NO	
			30-0761132				AHP 1, L.P.	DE	NIA	Affordable Housing Partners, Inc.	Ownership	100.000	Berkshire Hathaway Inc.	NO	
			80-0847095				AHP Affordable, LLC	DE	NIA	AHP 1, L.P.	Ownership	100.000	Berkshire Hathaway Inc.	NO	
			84-3740408				AHP Federal and State Affordable 1, LLC	DE	NIA	AHP 1, L.P.	Ownership	0.010	Berkshire Hathaway Inc.	NO	
			84-3755052				AHP Federal and State Affordable 1, LLC	DE	NIA	Government Employees Insurance Company	Ownership	99.990	Berkshire Hathaway Inc.	NO	
			84-3755052				AHP Federal and State Affordable 2, LLC	DE	NIA	Affordable Housing Partners, Inc.	Ownership	0.010	Berkshire Hathaway Inc.	NO	
			84-3786733				AHP Federal and State Affordable 2, LLC	DE	NIA	AHP Affordable, LLC	Ownership	99.990	Berkshire Hathaway Inc.	NO	
			84-3786733				AHP Federal and State Affordable 3, LLC	DE	NIA	Affordable Housing Partners, Inc.	Ownership	0.010	Berkshire Hathaway Inc.	NO	
			84-3786733				AHP Federal and State Affordable 3, LLC	DE	NIA	AHP Affordable, LLC	Ownership	99.990	Berkshire Hathaway Inc.	NO	
			30-0954214				AHP Historic Partners, LLC	DE	NIA	Affordable Housing Partners, Inc.	Ownership	100.000	Berkshire Hathaway Inc.	NO	
			35-2447768				AHP Housing Fund 1, LLC	NV	NIA	Affordable Housing Partners, Inc.	Ownership	0.010	Berkshire Hathaway Inc.	NO	
			35-2447768				AHP Housing Fund 1, LLC	NV	NIA	AHP Affordable, LLC	Ownership	99.990	Berkshire Hathaway Inc.	NO	
			38-3879703				AHP Housing Fund 10, LLC	DE	NIA	Affordable Housing Partners, Inc.	Ownership	0.010	Berkshire Hathaway Inc.	NO	
			38-3879703				AHP Housing Fund 10, LLC	DE	NIA	AHP Affordable, LLC	Ownership	99.990	Berkshire Hathaway Inc.	NO	
			30-0854970				AHP Housing Fund 100, LLC	DE	NIA	Affordable Housing Partners, Inc.	Ownership	0.010	Berkshire Hathaway Inc.	NO	
			30-0854970				AHP Housing Fund 100, LLC	DE	NIA	AHP Affordable, LLC	Ownership	99.990	Berkshire Hathaway Inc.	NO	
			38-3956099				AHP Housing Fund 101, LLC	DE	NIA	Affordable Housing Partners, Inc.	Ownership	0.010	Berkshire Hathaway Inc.	NO	
			38-3956099				AHP Housing Fund 101, LLC	DE	NIA	AHP Affordable, LLC	Ownership	99.990	Berkshire Hathaway Inc.	NO	
			38-3955018				AHP Housing Fund 102, LLC	DE	NIA	Affordable Housing Partners, Inc.	Ownership	0.010	Berkshire Hathaway Inc.	NO	
			38-3955018				AHP Housing Fund 102, LLC	DE	NIA	AHP Affordable, LLC	Ownership	99.990	Berkshire Hathaway Inc.	NO	
			35-2528752				AHP Housing Fund 103, LLC	DE	NIA	Affordable Housing Partners, Inc.	Ownership	0.010	Berkshire Hathaway Inc.	NO	
			35-2528752				AHP Housing Fund 103, LLC	DE	NIA	AHP Affordable, LLC	Ownership	99.990	Berkshire Hathaway Inc.	NO	
			32-0458958				AHP Housing Fund 104, LLC	DE	NIA	Affordable Housing Partners, Inc.	Ownership	0.010	Berkshire Hathaway Inc.	NO	
			32-0458958				AHP Housing Fund 104, LLC	DE	NIA	AHP Affordable, LLC	Ownership	99.990	Berkshire Hathaway Inc.	NO	
			61-1755861				AHP Housing Fund 105, LLC	DE	NIA	Affordable Housing Partners, Inc.	Ownership	0.010	Berkshire Hathaway Inc.	NO	
			61-1755861				AHP Housing Fund 105, LLC	DE	NIA	AHP Affordable, LLC	Ownership	99.990	Berkshire Hathaway Inc.	NO	
			37-1778040				AHP Housing Fund 106, LLC	DE	NIA	Affordable Housing Partners, Inc.	Ownership	0.010	Berkshire Hathaway Inc.	NO	
			37-1778040				AHP Housing Fund 106, LLC	DE	NIA	AHP Affordable, LLC	Ownership	99.990	Berkshire Hathaway Inc.	NO	
			32-0461077				AHP Housing Fund 107, LLC	DE	NIA	Affordable Housing Partners, Inc.	Ownership	0.010	Berkshire Hathaway Inc.	NO	
			32-0461077				AHP Housing Fund 107, LLC	DE	NIA	AHP Affordable, LLC	Ownership	99.990	Berkshire Hathaway Inc.	NO	
			30-0857611				AHP Housing Fund 108, LLC	DE	NIA	Affordable Housing Partners, Inc.	Ownership	0.010	Berkshire Hathaway Inc.	NO	
			30-0857611				AHP Housing Fund 108, LLC	DE	NIA	AHP Affordable, LLC	Ownership	99.990	Berkshire Hathaway Inc.	NO	
			36-4805141				AHP Housing Fund 109, LLC	DE	NIA	Affordable Housing Partners, Inc.	Ownership	0.010	Berkshire Hathaway Inc.	NO	
			36-4805141				AHP Housing Fund 109, LLC	DE	NIA	AHP Affordable, LLC	Ownership	99.990	Berkshire Hathaway Inc.	NO	
			37-1698937				AHP Housing Fund 11, LLC	DE	NIA	Affordable Housing Partners, Inc.	Ownership	0.010	Berkshire Hathaway Inc.	NO	
			37-1698937				AHP Housing Fund 11, LLC	DE	NIA	AHP Affordable, LLC	Ownership	99.990	Berkshire Hathaway Inc.	NO	
			37-1778476				AHP Housing Fund 110, LLC	DE	NIA	Affordable Housing Partners, Inc.	Ownership	0.010	Berkshire Hathaway Inc.	NO	
			37-1778476				AHP Housing Fund 110, LLC	DE	NIA	AHP Affordable, LLC	Ownership	99.990	Berkshire Hathaway Inc.	NO	
			32-0464239				AHP Housing Fund 111, LLC	DE	NIA	Affordable Housing Partners, Inc.	Ownership	0.010	Berkshire Hathaway Inc.	NO	
			32-0464239				AHP Housing Fund 111, LLC	DE	NIA	AHP Affordable, LLC	Ownership	99.990	Berkshire Hathaway Inc.	NO	
			61-1759903				AHP Housing Fund 112, LLC	DE	NIA	Affordable Housing Partners, Inc.	Ownership	0.010	Berkshire Hathaway Inc.	NO	
			61-1759903				AHP Housing Fund 112, LLC	DE	NIA	AHP Affordable, LLC	Ownership	99.990	Berkshire Hathaway Inc.	NO	
			38-3969302				AHP Housing Fund 113, LLC	DE	NIA	Affordable Housing Partners, Inc.	Ownership	0.010	Berkshire Hathaway Inc.	NO	

ANNUAL STATEMENT FOR THE YEAR 2023 OF THE General Re Life Corporation

**SCHEDULE Y**

**PART 1A - DETAIL OF INSURANCE HOLDING COMPANY SYSTEM**

1	2	3	4	5	6	7	8	9	10	11	12	13	14	15	16
Group Code	Group Name	NAIC Company Code	ID Number	Federal RSSD	CIK	Name of Securities Exchange if Publicly Traded (U.S. or International)	Names of Parent, Subsidiaries Or Affiliates	Domiciliary Location	Relationship to Reporting Entity	Directly Controlled by (Name of Entity/Person)	Type of Control (Ownership, Board, Management, Attorney-in-Fact, Influence, Other)	If Control is Ownership Provide Percentage	Ultimate Controlling Entity(ies)/Person(s)	Is an SCA Filing Required? (Yes/No)	*
			38-3969302				AHP Housing Fund 113, LLC	DE	NIA	AHP Affordable, LLC	Ownership	99.990	Berkshire Hathaway Inc.	NO	
			38-3969258				AHP Housing Fund 114, LLC	DE	NIA	Affordable Housing Partners, Inc.	Ownership	0.010	Berkshire Hathaway Inc.	NO	
			38-3969258				AHP Housing Fund 114, LLC	DE	NIA	AHP Affordable, LLC	Ownership	99.990	Berkshire Hathaway Inc.	NO	
			30-0868697				AHP Housing Fund 115, LLC	DE	NIA	Affordable Housing Partners, Inc.	Ownership	0.010	Berkshire Hathaway Inc.	NO	
			30-0868697				AHP Housing Fund 115, LLC	DE	NIA	AHP Affordable, LLC	Ownership	99.990	Berkshire Hathaway Inc.	NO	
			35-2531463				AHP Housing Fund 116, LLC	DE	NIA	Affordable Housing Partners, Inc.	Ownership	0.010	Berkshire Hathaway Inc.	NO	
			35-2531463				AHP Housing Fund 116, LLC	DE	NIA	AHP Affordable, LLC	Ownership	99.990	Berkshire Hathaway Inc.	NO	
			38-3969702				AHP Housing Fund 117, LLC	DE	NIA	Affordable Housing Partners, Inc.	Ownership	0.010	Berkshire Hathaway Inc.	NO	
			38-3969702				AHP Housing Fund 117, LLC	DE	NIA	AHP Affordable, LLC	Ownership	99.990	Berkshire Hathaway Inc.	NO	
			61-1760436				AHP Housing Fund 118, LLC	DE	NIA	Affordable Housing Partners, Inc.	Ownership	0.010	Berkshire Hathaway Inc.	NO	
			61-1760436				AHP Housing Fund 118, LLC	DE	NIA	AHP Affordable, LLC	Ownership	99.990	Berkshire Hathaway Inc.	NO	
			36-4808561				AHP Housing Fund 119, LLC	DE	NIA	Affordable Housing Partners, Inc.	Ownership	0.010	Berkshire Hathaway Inc.	NO	
			36-4808561				AHP Housing Fund 119, LLC	DE	NIA	AHP Affordable, LLC	Ownership	99.990	Berkshire Hathaway Inc.	NO	
			37-1698993				AHP Housing Fund 12, LLC	DE	NIA	Affordable Housing Partners, Inc.	Ownership	0.010	Berkshire Hathaway Inc.	NO	
			37-1698993				AHP Housing Fund 12, LLC	DE	NIA	AHP Affordable, LLC	Ownership	99.990	Berkshire Hathaway Inc.	NO	
			36-4808741				AHP Housing Fund 120, LLC	DE	NIA	Affordable Housing Partners, Inc.	Ownership	0.010	Berkshire Hathaway Inc.	NO	
			36-4808741				AHP Housing Fund 120, LLC	DE	NIA	AHP Affordable, LLC	Ownership	99.990	Berkshire Hathaway Inc.	NO	
			38-3979289				AHP Housing Fund 121, LLC	DE	NIA	Affordable Housing Partners, Inc.	Ownership	0.010	Berkshire Hathaway Inc.	NO	
			38-3979289				AHP Housing Fund 121, LLC	DE	NIA	AHP Affordable, LLC	Ownership	99.990	Berkshire Hathaway Inc.	NO	
			30-0882410				AHP Housing Fund 122, LLC	DE	NIA	Affordable Housing Partners, Inc.	Ownership	0.010	Berkshire Hathaway Inc.	NO	
			30-0882410				AHP Housing Fund 122, LLC	DE	NIA	AHP Affordable, LLC	Ownership	99.990	Berkshire Hathaway Inc.	NO	
			36-4817681				AHP Housing Fund 123, LLC	DE	NIA	Affordable Housing Partners, Inc.	Ownership	0.010	Berkshire Hathaway Inc.	NO	
			36-4817681				AHP Housing Fund 123, LLC	DE	NIA	AHP Affordable, LLC	Ownership	99.990	Berkshire Hathaway Inc.	NO	
			61-1769986				AHP Housing Fund 124, LLC	DE	NIA	Affordable Housing Partners, Inc.	Ownership	0.010	Berkshire Hathaway Inc.	NO	
			61-1769986				AHP Housing Fund 124, LLC	DE	NIA	AHP Affordable, LLC	Ownership	99.990	Berkshire Hathaway Inc.	NO	
			35-2541695				AHP Housing Fund 125, LLC	DE	NIA	Affordable Housing Partners, Inc.	Ownership	0.010	Berkshire Hathaway Inc.	NO	
			35-2541695				AHP Housing Fund 125, LLC	DE	NIA	AHP Affordable, LLC	Ownership	99.990	Berkshire Hathaway Inc.	NO	
			35-2541761				AHP Housing Fund 126, LLC	DE	NIA	Affordable Housing Partners, Inc.	Ownership	0.010	Berkshire Hathaway Inc.	NO	
			35-2541761				AHP Housing Fund 126, LLC	DE	NIA	AHP Affordable, LLC	Ownership	99.990	Berkshire Hathaway Inc.	NO	
			30-0883039				AHP Housing Fund 127, LLC	DE	NIA	Affordable Housing Partners, Inc.	Ownership	0.010	Berkshire Hathaway Inc.	NO	
			30-0883039				AHP Housing Fund 127, LLC	DE	NIA	AHP Affordable, LLC	Ownership	99.990	Berkshire Hathaway Inc.	NO	
			61-1770291				AHP Housing Fund 128, LLC	DE	NIA	Affordable Housing Partners, Inc.	Ownership	0.010	Berkshire Hathaway Inc.	NO	
			61-1770291				AHP Housing Fund 128, LLC	DE	NIA	AHP Affordable, LLC	Ownership	99.990	Berkshire Hathaway Inc.	NO	
			36-4818241				AHP Housing Fund 129, LLC	DE	NIA	Affordable Housing Partners, Inc.	Ownership	0.010	Berkshire Hathaway Inc.	NO	
			36-4818241				AHP Housing Fund 129, LLC	DE	NIA	AHP Affordable, LLC	Ownership	99.990	Berkshire Hathaway Inc.	NO	
			32-0474877				AHP Housing Fund 130, LLC	DE	NIA	Affordable Housing Partners, Inc.	Ownership	0.010	Berkshire Hathaway Inc.	NO	
			32-0474877				AHP Housing Fund 130, LLC	DE	NIA	AHP Affordable, LLC	Ownership	99.990	Berkshire Hathaway Inc.	NO	
			38-3982589				AHP Housing Fund 131, LLC	DE	NIA	Affordable Housing Partners, Inc.	Ownership	0.010	Berkshire Hathaway Inc.	NO	
			38-3982589				AHP Housing Fund 131, LLC	DE	NIA	AHP Affordable, LLC	Ownership	99.990	Berkshire Hathaway Inc.	NO	
			37-1795314				AHP Housing Fund 132, LLC	DE	NIA	Affordable Housing Partners, Inc.	Ownership	0.010	Berkshire Hathaway Inc.	NO	
			37-1795314				AHP Housing Fund 132, LLC	DE	NIA	AHP Affordable, LLC	Ownership	99.990	Berkshire Hathaway Inc.	NO	
			61-1773154				AHP Housing Fund 133, LLC	DE	NIA	Affordable Housing Partners, Inc.	Ownership	0.010	Berkshire Hathaway Inc.	NO	
			61-1773154				AHP Housing Fund 133, LLC	DE	NIA	AHP Affordable, LLC	Ownership	99.990	Berkshire Hathaway Inc.	NO	
			35-2545094				AHP Housing Fund 134, LLC	DE	NIA	Affordable Housing Partners, Inc.	Ownership	0.010	Berkshire Hathaway Inc.	NO	
			35-2545094				AHP Housing Fund 134, LLC	DE	NIA	AHP Affordable, LLC	Ownership	99.990	Berkshire Hathaway Inc.	NO	
			30-0887095				AHP Housing Fund 135, LLC	DE	NIA	Affordable Housing Partners, Inc.	Ownership	0.010	Berkshire Hathaway Inc.	NO	
			30-0887095				AHP Housing Fund 135, LLC	DE	NIA	AHP Affordable, LLC	Ownership	99.990	Berkshire Hathaway Inc.	NO	
			32-0478301				AHP Housing Fund 136, LLC	DE	NIA	Affordable Housing Partners, Inc.	Ownership	0.010	Berkshire Hathaway Inc.	NO	
			32-0478301				AHP Housing Fund 136, LLC	DE	NIA	AHP Affordable, LLC	Ownership	99.990	Berkshire Hathaway Inc.	NO	

ANNUAL STATEMENT FOR THE YEAR 2023 OF THE General Re Life Corporation

**SCHEDULE Y**

**PART 1A - DETAIL OF INSURANCE HOLDING COMPANY SYSTEM**

1	2	3	4	5	6	7	8	9	10	11	12	13	14	15	16
Group Code	Group Name	NAIC Company Code	ID Number	Federal RSSD	CIK	Name of Securities Exchange if Publicly Traded (U.S. or International)	Names of Parent, Subsidiaries Or Affiliates	Domiciliary Location	Relationship to Reporting Entity	Directly Controlled by (Name of Entity/Person)	Type of Control (Ownership, Board, Management, Attorney-in-Fact, Influence, Other)	If Control is Ownership Provide Percentage	Ultimate Controlling Entity(ies)/Person(s)	Is an SCA Filing Required? (Yes/No)	*
			37-1795669				AHP Housing Fund 137, LLC	DE	NIA	Affordable Housing Partners, Inc.	Ownership	0.010	Berkshire Hathaway Inc.	NO	
			37-1795669				AHP Housing Fund 137, LLC	DE	NIA	AHP Affordable, LLC	Ownership	99.990	Berkshire Hathaway Inc.	NO	
			38-3983435				AHP Housing Fund 138, LLC	DE	NIA	Affordable Housing Partners, Inc.	Ownership	0.010	Berkshire Hathaway Inc.	NO	
			38-3983435				AHP Housing Fund 138, LLC	DE	NIA	AHP Affordable, LLC	Ownership	99.990	Berkshire Hathaway Inc.	NO	
			30-0887671				AHP Housing Fund 139, LLC	DE	NIA	Affordable Housing Partners, Inc.	Ownership	0.010	Berkshire Hathaway Inc.	NO	
			30-0887671				AHP Housing Fund 139, LLC	DE	NIA	AHP Affordable, LLC	Ownership	99.990	Berkshire Hathaway Inc.	NO	
			38-3882204				AHP Housing Fund 14, LLC	DE	NIA	Affordable Housing Partners, Inc.	Ownership	0.010	Berkshire Hathaway Inc.	NO	
			38-3882204				AHP Housing Fund 14, LLC	DE	NIA	AHP Affordable, LLC	Ownership	99.990	Berkshire Hathaway Inc.	NO	
			35-2545764				AHP Housing Fund 140, LLC	DE	NIA	Affordable Housing Partners, Inc.	Ownership	0.010	Berkshire Hathaway Inc.	NO	
			35-2545764				AHP Housing Fund 140, LLC	DE	NIA	AHP Affordable, LLC	Ownership	99.990	Berkshire Hathaway Inc.	NO	
			37-1825537				AHP Housing Fund 141, LLC	DE	NIA	Affordable Housing Partners, Inc.	Ownership	0.010	Berkshire Hathaway Inc.	NO	
			37-1825537				AHP Housing Fund 141, LLC	DE	NIA	AHP Affordable, LLC	Ownership	99.990	Berkshire Hathaway Inc.	NO	
			36-4835537				AHP Housing Fund 142, LLC	DE	NIA	Affordable Housing Partners, Inc.	Ownership	0.010	Berkshire Hathaway Inc.	NO	
			36-4835537				AHP Housing Fund 142, LLC	DE	NIA	AHP Affordable, LLC	Ownership	99.990	Berkshire Hathaway Inc.	NO	
			30-0936774				AHP Housing Fund 143, LLC	DE	NIA	Affordable Housing Partners, Inc.	Ownership	0.010	Berkshire Hathaway Inc.	NO	
			30-0936774				AHP Housing Fund 143, LLC	DE	NIA	AHP Affordable, LLC	Ownership	99.990	Berkshire Hathaway Inc.	NO	
			32-0494076				AHP Housing Fund 144, LLC	DE	NIA	Affordable Housing Partners, Inc.	Ownership	0.010	Berkshire Hathaway Inc.	NO	
			32-0494076				AHP Housing Fund 144, LLC	DE	NIA	AHP Affordable, LLC	Ownership	99.990	Berkshire Hathaway Inc.	NO	
			35-2560001				AHP Housing Fund 145, LLC	DE	NIA	Affordable Housing Partners, Inc.	Ownership	0.010	Berkshire Hathaway Inc.	NO	
			35-2560001				AHP Housing Fund 145, LLC	DE	NIA	AHP Affordable, LLC	Ownership	99.990	Berkshire Hathaway Inc.	NO	
			36-4835565				AHP Housing Fund 146, LLC	DE	NIA	Affordable Housing Partners, Inc.	Ownership	0.010	Berkshire Hathaway Inc.	NO	
			36-4835565				AHP Housing Fund 146, LLC	DE	NIA	AHP Affordable, LLC	Ownership	99.990	Berkshire Hathaway Inc.	NO	
			32-0494262				AHP Housing Fund 147, LLC	DE	NIA	Affordable Housing Partners, Inc.	Ownership	0.010	Berkshire Hathaway Inc.	NO	
			32-0494262				AHP Housing Fund 147, LLC	DE	NIA	AHP Affordable, LLC	Ownership	99.990	Berkshire Hathaway Inc.	NO	
			38-4002355				AHP Housing Fund 148, LLC	DE	NIA	Affordable Housing Partners, Inc.	Ownership	0.010	Berkshire Hathaway Inc.	NO	
			38-4002355				AHP Housing Fund 148, LLC	DE	NIA	AHP Affordable, LLC	Ownership	99.990	Berkshire Hathaway Inc.	NO	
			35-2560176				AHP Housing Fund 149, LLC	DE	NIA	Affordable Housing Partners, Inc.	Ownership	0.010	Berkshire Hathaway Inc.	NO	
			35-2560176				AHP Housing Fund 149, LLC	DE	NIA	AHP Affordable, LLC	Ownership	99.990	Berkshire Hathaway Inc.	NO	
			61-1690180				AHP Housing Fund 15, LLC	DE	NIA	Affordable Housing Partners, Inc.	Ownership	0.010	Berkshire Hathaway Inc.	NO	
			61-1690180				AHP Housing Fund 15, LLC	DE	NIA	AHP Affordable, LLC	Ownership	99.990	Berkshire Hathaway Inc.	NO	
			36-4835746				AHP Housing Fund 150, LLC	DE	NIA	Affordable Housing Partners, Inc.	Ownership	0.010	Berkshire Hathaway Inc.	NO	
			36-4835746				AHP Housing Fund 150, LLC	DE	NIA	AHP Affordable, LLC	Ownership	99.990	Berkshire Hathaway Inc.	NO	
			36-4842293				AHP Housing Fund 151, LLC	DE	NIA	Affordable Housing Partners, Inc.	Ownership	0.010	Berkshire Hathaway Inc.	NO	
			36-4842293				AHP Housing Fund 151, LLC	DE	NIA	AHP Affordable, LLC	Ownership	99.990	Berkshire Hathaway Inc.	NO	
			36-4842314				AHP Housing Fund 152, LLC	DE	NIA	Affordable Housing Partners, Inc.	Ownership	0.010	Berkshire Hathaway Inc.	NO	
			36-4842314				AHP Housing Fund 152, LLC	DE	NIA	AHP Affordable, LLC	Ownership	99.990	Berkshire Hathaway Inc.	NO	
			36-4842426				AHP Housing Fund 153, LLC	DE	NIA	Affordable Housing Partners, Inc.	Ownership	0.010	Berkshire Hathaway Inc.	NO	
			36-4842426				AHP Housing Fund 153, LLC	DE	NIA	AHP Affordable, LLC	Ownership	99.990	Berkshire Hathaway Inc.	NO	
			30-0947059				AHP Housing Fund 154, LLC	DE	NIA	Affordable Housing Partners, Inc.	Ownership	0.010	Berkshire Hathaway Inc.	NO	
			30-0947059				AHP Housing Fund 154, LLC	DE	NIA	AHP Affordable, LLC	Ownership	99.990	Berkshire Hathaway Inc.	NO	
			37-1832512				AHP Housing Fund 155, LLC	DE	NIA	Affordable Housing Partners, Inc.	Ownership	0.010	Berkshire Hathaway Inc.	NO	
			37-1832512				AHP Housing Fund 155, LLC	DE	NIA	AHP Affordable, LLC	Ownership	99.990	Berkshire Hathaway Inc.	NO	
			30-0947318				AHP Housing Fund 156, LLC	DE	NIA	Affordable Housing Partners, Inc.	Ownership	0.010	Berkshire Hathaway Inc.	NO	
			30-0947318				AHP Housing Fund 156, LLC	DE	NIA	AHP Affordable, LLC	Ownership	99.990	Berkshire Hathaway Inc.	NO	
			35-2567644				AHP Housing Fund 157, LLC	DE	NIA	Affordable Housing Partners, Inc.	Ownership	0.010	Berkshire Hathaway Inc.	NO	
			35-2567644				AHP Housing Fund 157, LLC	DE	NIA	AHP Affordable, LLC	Ownership	99.990	Berkshire Hathaway Inc.	NO	
			61-1798765				AHP Housing Fund 158, LLC	DE	NIA	Affordable Housing Partners, Inc.	Ownership	0.010	Berkshire Hathaway Inc.	NO	
			61-1798765				AHP Housing Fund 158, LLC	DE	NIA	AHP Affordable, LLC	Ownership	99.990	Berkshire Hathaway Inc.	NO	
			61-1798912				AHP Housing Fund 159, LLC	DE	NIA	Affordable Housing Partners, Inc.	Ownership	0.010	Berkshire Hathaway Inc.	NO	

ANNUAL STATEMENT FOR THE YEAR 2023 OF THE General Re Life Corporation

**SCHEDULE Y**

**PART 1A - DETAIL OF INSURANCE HOLDING COMPANY SYSTEM**

1	2	3	4	5	6	7	8	9	10	11	12	13	14	15	16
Group Code	Group Name	NAIC Company Code	ID Number	Federal RSSD	CIK	Name of Securities Exchange if Publicly Traded (U.S. or International)	Names of Parent, Subsidiaries Or Affiliates	Domiciliary Location	Relationship to Reporting Entity	Directly Controlled by (Name of Entity/Person)	Type of Control (Ownership, Board, Management, Attorney-in-Fact, Influence, Other)	If Control is Ownership Provide Percentage	Ultimate Controlling Entity(ies)/Person(s)	Is an SCA Filing Required? (Yes/No)	*
			61-1798912				AHP Housing Fund 159, LLC	DE	NIA	AHP Affordable, LLC	Ownership	99.990	Berkshire Hathaway Inc.	NO	
			37-1700908				AHP Housing Fund 16, LLC	DE	NIA	Affordable Housing Partners, Inc.	Ownership	0.010	Berkshire Hathaway Inc.	NO	
			37-1700908				AHP Housing Fund 16, LLC	DE	NIA	AHP Affordable, LLC	Ownership	99.990	Berkshire Hathaway Inc.	NO	
			30-0947814				AHP Housing Fund 160, LLC	DE	NIA	Affordable Housing Partners, Inc.	Ownership	0.010	Berkshire Hathaway Inc.	NO	
			30-0947814				AHP Housing Fund 160, LLC	DE	NIA	AHP Affordable, LLC	Ownership	99.990	Berkshire Hathaway Inc.	NO	
			35-2491061				AHP Housing Fund 161, LLC	DE	NIA	Affordable Housing Partners, Inc.	Ownership	0.010	Berkshire Hathaway Inc.	NO	
			35-2491061				AHP Housing Fund 161, LLC	DE	NIA	AHP Affordable, LLC	Ownership	99.990	Berkshire Hathaway Inc.	NO	
			46-4238510				AHP Housing Fund 162, LLC	DE	NIA	Affordable Housing Partners, Inc.	Ownership	0.010	Berkshire Hathaway Inc.	NO	
			46-4238510				AHP Housing Fund 162, LLC	DE	NIA	AHP Affordable, LLC	Ownership	99.990	Berkshire Hathaway Inc.	NO	
			38-4024191				AHP Housing Fund 163, LLC	DE	NIA	Affordable Housing Partners, Inc.	Ownership	0.010	Berkshire Hathaway Inc.	NO	
			38-4024191				AHP Housing Fund 163, LLC	DE	NIA	AHP Affordable, LLC	Ownership	99.990	Berkshire Hathaway Inc.	NO	
			35-2582442				AHP Housing Fund 164, LLC	DE	NIA	Affordable Housing Partners, Inc.	Ownership	0.010	Berkshire Hathaway Inc.	NO	
			35-2582442				AHP Housing Fund 164, LLC	DE	NIA	AHP Affordable, LLC	Ownership	99.990	Berkshire Hathaway Inc.	NO	
			30-0964699				AHP Housing Fund 165, LLC	DE	NIA	Affordable Housing Partners, Inc.	Ownership	0.010	Berkshire Hathaway Inc.	NO	
			30-0964699				AHP Housing Fund 165, LLC	DE	NIA	AHP Affordable, LLC	Ownership	99.990	Berkshire Hathaway Inc.	NO	
			38-4024696				AHP Housing Fund 166, LLC	DE	NIA	Affordable Housing Partners, Inc.	Ownership	0.010	Berkshire Hathaway Inc.	NO	
			38-4024696				AHP Housing Fund 166, LLC	DE	NIA	AHP Affordable, LLC	Ownership	99.990	Berkshire Hathaway Inc.	NO	
			38-4857260				AHP Housing Fund 167, LLC	DE	NIA	Affordable Housing Partners, Inc.	Ownership	0.010	Berkshire Hathaway Inc.	NO	
			38-4857260				AHP Housing Fund 167, LLC	DE	NIA	AHP Affordable, LLC	Ownership	99.990	Berkshire Hathaway Inc.	NO	
			36-4857493				AHP Housing Fund 168, LLC	DE	NIA	Affordable Housing Partners, Inc.	Ownership	0.010	Berkshire Hathaway Inc.	NO	
			36-4857493				AHP Housing Fund 168, LLC	DE	NIA	AHP Affordable, LLC	Ownership	99.990	Berkshire Hathaway Inc.	NO	
			37-1848411				AHP Housing Fund 169, LLC	DE	NIA	Affordable Housing Partners, Inc.	Ownership	0.010	Berkshire Hathaway Inc.	NO	
			37-1848411				AHP Housing Fund 169, LLC	DE	NIA	AHP Affordable, LLC	Ownership	99.990	Berkshire Hathaway Inc.	NO	
			36-4740813				AHP Housing Fund 17, LLC	DE	NIA	Affordable Housing Partners, Inc.	Ownership	0.010	Berkshire Hathaway Inc.	NO	
			36-4740813				AHP Housing Fund 17, LLC	DE	NIA	AHP Affordable, LLC	Ownership	99.990	Berkshire Hathaway Inc.	NO	
			61-1813824				AHP Housing Fund 170, LLC	DE	NIA	Affordable Housing Partners, Inc.	Ownership	0.010	Berkshire Hathaway Inc.	NO	
			61-1813824				AHP Housing Fund 170, LLC	DE	NIA	AHP Affordable, LLC	Ownership	99.990	Berkshire Hathaway Inc.	NO	
			35-2593800				AHP Housing Fund 171, LLC	DE	NIA	Affordable Housing Partners, Inc.	Ownership	0.010	Berkshire Hathaway Inc.	NO	
			35-2593800				AHP Housing Fund 171, LLC	DE	NIA	AHP Affordable, LLC	Ownership	99.990	Berkshire Hathaway Inc.	NO	
			38-4036461				AHP Housing Fund 172, LLC	DE	NIA	Affordable Housing Partners, Inc.	Ownership	0.010	Berkshire Hathaway Inc.	NO	
			38-4036461				AHP Housing Fund 172, LLC	DE	NIA	AHP Affordable, LLC	Ownership	99.990	Berkshire Hathaway Inc.	NO	
			37-1858216				AHP Housing Fund 173, LLC	DE	NIA	Affordable Housing Partners, Inc.	Ownership	0.010	Berkshire Hathaway Inc.	NO	
			37-1858216				AHP Housing Fund 173, LLC	DE	NIA	AHP Affordable, LLC	Ownership	99.990	Berkshire Hathaway Inc.	NO	
			32-0531818				AHP Housing Fund 174, LLC	DE	NIA	Affordable Housing Partners, Inc.	Ownership	0.010	Berkshire Hathaway Inc.	NO	
			32-0531818				AHP Housing Fund 174, LLC	DE	NIA	AHP Affordable, LLC	Ownership	99.990	Berkshire Hathaway Inc.	NO	
			30-0990079				AHP Housing Fund 175, LLC	DE	NIA	Affordable Housing Partners, Inc.	Ownership	0.010	Berkshire Hathaway Inc.	NO	
			30-0990079				AHP Housing Fund 175, LLC	DE	NIA	AHP Affordable, LLC	Ownership	99.990	Berkshire Hathaway Inc.	NO	
			61-1845503				AHP Housing Fund 176, LLC	DE	NIA	Affordable Housing Partners, Inc.	Ownership	0.010	Berkshire Hathaway Inc.	NO	
			61-1845503				AHP Housing Fund 176, LLC	DE	NIA	AHP Affordable, LLC	Ownership	99.990	Berkshire Hathaway Inc.	NO	
			61-1845676				AHP Housing Fund 177, LLC	DE	NIA	Affordable Housing Partners, Inc.	Ownership	0.010	Berkshire Hathaway Inc.	NO	
			61-1845676				AHP Housing Fund 177, LLC	DE	NIA	AHP Affordable, LLC	Ownership	99.990	Berkshire Hathaway Inc.	NO	
			32-0532426				AHP Housing Fund 178, LLC	DE	NIA	Affordable Housing Partners, Inc.	Ownership	0.010	Berkshire Hathaway Inc.	NO	
			32-0532426				AHP Housing Fund 178, LLC	DE	NIA	AHP Affordable, LLC	Ownership	99.990	Berkshire Hathaway Inc.	NO	
			32-0532581				AHP Housing Fund 179, LLC	DE	NIA	Affordable Housing Partners, Inc.	Ownership	0.010	Berkshire Hathaway Inc.	NO	
			32-0532581				AHP Housing Fund 179, LLC	DE	NIA	AHP Affordable, LLC	Ownership	99.990	Berkshire Hathaway Inc.	NO	
			30-0748965				AHP Housing Fund 18, LLC	DE	NIA	Affordable Housing Partners, Inc.	Ownership	0.010	Berkshire Hathaway Inc.	NO	
			30-0748965				AHP Housing Fund 18, LLC	DE	NIA	AHP Affordable, LLC	Ownership	99.990	Berkshire Hathaway Inc.	NO	
			37-1859285				AHP Housing Fund 180, LLC	DE	NIA	Affordable Housing Partners, Inc.	Ownership	0.010	Berkshire Hathaway Inc.	NO	
			37-1859285				AHP Housing Fund 180, LLC	DE	NIA	AHP Affordable, LLC	Ownership	99.990	Berkshire Hathaway Inc.	NO	



ANNUAL STATEMENT FOR THE YEAR 2023 OF THE General Re Life Corporation

**SCHEDULE Y**

**PART 1A - DETAIL OF INSURANCE HOLDING COMPANY SYSTEM**

1	2	3	4	5	6	7	8	9	10	11	12	13	14	15	16
Group Code	Group Name	NAIC Company Code	ID Number	Federal RSSD	CIK	Name of Securities Exchange if Publicly Traded (U.S. or International)	Names of Parent, Subsidiaries Or Affiliates	Domiciliary Location	Relationship to Reporting Entity	Directly Controlled by (Name of Entity/Person)	Type of Control (Ownership, Board, Management, Attorney-in-Fact, Influence, Other)	If Control is Ownership Provide Percentage	Ultimate Controlling Entity(ies)/Person(s)	Is an SCA Filing Required? (Yes/No)	*
			61-1850267				AHP Housing Fund 181, LLC	DE	NIA	Affordable Housing Partners, Inc.	Ownership	0.010	Berkshire Hathaway Inc.	NO	
			61-1850267				AHP Housing Fund 181, LLC	DE	NIA	AHP Affordable, LLC	Ownership	99.990	Berkshire Hathaway Inc.	NO	
			61-1850458				AHP Housing Fund 182, LLC	DE	NIA	Affordable Housing Partners, Inc.	Ownership	0.010	Berkshire Hathaway Inc.	NO	
			61-1850458				AHP Housing Fund 182, LLC	DE	NIA	AHP Affordable, LLC	Ownership	99.990	Berkshire Hathaway Inc.	NO	
			37-1863788				AHP Housing Fund 183, LLC	DE	NIA	Affordable Housing Partners, Inc.	Ownership	0.010	Berkshire Hathaway Inc.	NO	
			37-1863788				AHP Housing Fund 183, LLC	DE	NIA	AHP Affordable, LLC	Ownership	99.990	Berkshire Hathaway Inc.	NO	
			32-0537244				AHP Housing Fund 184, LLC	DE	NIA	AHP 1, L.P.	Ownership	0.010	Berkshire Hathaway Inc.	NO	
			32-0537244				AHP Housing Fund 184, LLC	DE	NIA	National Indemnity Company	Ownership	99.990	Berkshire Hathaway Inc.	NO	
			36-4873049				AHP Housing Fund 185, LLC	DE	NIA	Affordable Housing Partners, Inc.	Ownership	0.010	Berkshire Hathaway Inc.	NO	
			36-4873049				AHP Housing Fund 185, LLC	DE	NIA	AHP Affordable, LLC	Ownership	99.990	Berkshire Hathaway Inc.	NO	
			37-1864239				AHP Housing Fund 186, LLC	DE	NIA	Affordable Housing Partners, Inc.	Ownership	0.010	Berkshire Hathaway Inc.	NO	
			37-1864239				AHP Housing Fund 186, LLC	DE	NIA	AHP Affordable, LLC	Ownership	99.990	Berkshire Hathaway Inc.	NO	
			35-2600509				AHP Housing Fund 187, LLC	DE	NIA	Affordable Housing Partners, Inc.	Ownership	0.010	Berkshire Hathaway Inc.	NO	
			35-2600509				AHP Housing Fund 187, LLC	DE	NIA	AHP Affordable, LLC	Ownership	99.990	Berkshire Hathaway Inc.	NO	
			61-1851088				AHP Housing Fund 188, LLC	DE	NIA	Affordable Housing Partners, Inc.	Ownership	0.010	Berkshire Hathaway Inc.	NO	
			61-1851088				AHP Housing Fund 188, LLC	DE	NIA	AHP Affordable, LLC	Ownership	99.990	Berkshire Hathaway Inc.	NO	
			35-2600835				AHP Housing Fund 189, LLC	DE	NIA	Affordable Housing Partners, Inc.	Ownership	0.010	Berkshire Hathaway Inc.	NO	
			35-2600835				AHP Housing Fund 189, LLC	DE	NIA	AHP Affordable, LLC	Ownership	99.990	Berkshire Hathaway Inc.	NO	
			36-4741393				AHP Housing Fund 19, LLC	DE	NIA	Affordable Housing Partners, Inc.	Ownership	0.010	Berkshire Hathaway Inc.	NO	
			36-4741393				AHP Housing Fund 19, LLC	DE	NIA	AHP Affordable, LLC	Ownership	99.990	Berkshire Hathaway Inc.	NO	
			35-2600897				AHP Housing Fund 190, LLC	DE	NIA	Affordable Housing Partners, Inc.	Ownership	0.010	Berkshire Hathaway Inc.	NO	
			35-2600897				AHP Housing Fund 190, LLC	DE	NIA	AHP Affordable, LLC	Ownership	99.990	Berkshire Hathaway Inc.	NO	
			61-1854168				AHP Housing Fund 191, LLC	DE	NIA	Affordable Housing Partners, Inc.	Ownership	0.010	Berkshire Hathaway Inc.	NO	
			61-1854168				AHP Housing Fund 191, LLC	DE	NIA	AHP Affordable, LLC	Ownership	99.990	Berkshire Hathaway Inc.	NO	
			37-1867732				AHP Housing Fund 192, LLC	DE	NIA	Affordable Housing Partners, Inc.	Ownership	0.010	Berkshire Hathaway Inc.	NO	
			37-1867732				AHP Housing Fund 192, LLC	DE	NIA	AHP Affordable, LLC	Ownership	99.990	Berkshire Hathaway Inc.	NO	
			32-0541198				AHP Housing Fund 193, LLC	DE	NIA	Affordable Housing Partners, Inc.	Ownership	0.010	Berkshire Hathaway Inc.	NO	
			32-0541198				AHP Housing Fund 193, LLC	DE	NIA	AHP Affordable, LLC	Ownership	99.990	Berkshire Hathaway Inc.	NO	
			32-0541366				AHP Housing Fund 194, LLC	DE	NIA	Affordable Housing Partners, Inc.	Ownership	0.010	Berkshire Hathaway Inc.	NO	
			32-0541366				AHP Housing Fund 194, LLC	DE	NIA	AHP Affordable, LLC	Ownership	99.990	Berkshire Hathaway Inc.	NO	
			61-1854560				AHP Housing Fund 195, LLC	DE	NIA	Affordable Housing Partners, Inc.	Ownership	0.010	Berkshire Hathaway Inc.	NO	
			61-1854560				AHP Housing Fund 195, LLC	DE	NIA	AHP Affordable, LLC	Ownership	99.990	Berkshire Hathaway Inc.	NO	
			36-4876802				AHP Housing Fund 196, LLC	DE	NIA	Affordable Housing Partners, Inc.	Ownership	0.010	Berkshire Hathaway Inc.	NO	
			36-4876802				AHP Housing Fund 196, LLC	DE	NIA	AHP Affordable, LLC	Ownership	99.990	Berkshire Hathaway Inc.	NO	
			36-4876946				AHP Housing Fund 197, LLC	DE	NIA	Affordable Housing Partners, Inc.	Ownership	0.010	Berkshire Hathaway Inc.	NO	
			36-4876946				AHP Housing Fund 197, LLC	DE	NIA	AHP Affordable, LLC	Ownership	99.990	Berkshire Hathaway Inc.	NO	
			35-2604512				AHP Housing Fund 198, LLC	DE	NIA	Affordable Housing Partners, Inc.	Ownership	0.010	Berkshire Hathaway Inc.	NO	
			35-2604512				AHP Housing Fund 198, LLC	DE	NIA	AHP Affordable, LLC	Ownership	99.990	Berkshire Hathaway Inc.	NO	
			32-0541824				AHP Housing Fund 199, LLC	DE	NIA	Affordable Housing Partners, Inc.	Ownership	0.010	Berkshire Hathaway Inc.	NO	
			32-0541824				AHP Housing Fund 199, LLC	DE	NIA	AHP Affordable, LLC	Ownership	99.990	Berkshire Hathaway Inc.	NO	
			30-0741786				AHP Housing Fund 2, LLC	NV	NIA	Affordable Housing Partners, Inc.	Ownership	0.010	Berkshire Hathaway Inc.	NO	
			30-0741786				AHP Housing Fund 2, LLC	NV	NIA	AHP Affordable, LLC	Ownership	99.990	Berkshire Hathaway Inc.	NO	
			37-1701500				AHP Housing Fund 20, LLC	DE	NIA	Affordable Housing Partners, Inc.	Ownership	0.010	Berkshire Hathaway Inc.	NO	
			37-1701500				AHP Housing Fund 20, LLC	DE	NIA	AHP Affordable, LLC	Ownership	99.990	Berkshire Hathaway Inc.	NO	
			35-2604877				AHP Housing Fund 200, LLC	DE	NIA	Affordable Housing Partners, Inc.	Ownership	0.010	Berkshire Hathaway Inc.	NO	
			35-2604877				AHP Housing Fund 200, LLC	DE	NIA	AHP Affordable, LLC	Ownership	99.990	Berkshire Hathaway Inc.	NO	
			36-4897520				AHP Housing Fund 201, LLC	DE	NIA	Affordable Housing Partners, Inc.	Ownership	0.010	Berkshire Hathaway Inc.	NO	
			36-4897520				AHP Housing Fund 201, LLC	DE	NIA	AHP Affordable, LLC	Ownership	99.990	Berkshire Hathaway Inc.	NO	
			36-4897649				AHP Housing Fund 202, LLC	DE	NIA	Affordable Housing Partners, Inc.	Ownership	0.010	Berkshire Hathaway Inc.	NO	

ANNUAL STATEMENT FOR THE YEAR 2023 OF THE General Re Life Corporation

**SCHEDULE Y**

**PART 1A - DETAIL OF INSURANCE HOLDING COMPANY SYSTEM**

1	2	3	4	5	6	7	8	9	10	11	12	13	14	15	16
Group Code	Group Name	NAIC Company Code	ID Number	Federal RSSD	CIK	Name of Securities Exchange if Publicly Traded (U.S. or International)	Names of Parent, Subsidiaries Or Affiliates	Domiciliary Location	Relationship to Reporting Entity	Directly Controlled by (Name of Entity/Person)	Type of Control (Ownership, Board, Management, Attorney-in-Fact, Influence, Other)	If Control is Ownership Provide Percentage	Ultimate Controlling Entity(ies)/Person(s)	Is an SCA Filing Required? (Yes/No)	*
			36-4897649				AHP Housing Fund 202, LLC	DE	NIA	AHP Affordable, LLC	Ownership	99.990	Berkshire Hathaway Inc.	NO	
			36-4900671				AHP Housing Fund 203, LLC	DE	NIA	Affordable Housing Partners, Inc.	Ownership	0.010	Berkshire Hathaway Inc.	NO	
			36-4900671				AHP Housing Fund 203, LLC	DE	NIA	AHP Affordable, LLC	Ownership	99.990	Berkshire Hathaway Inc.	NO	
			36-4897942				AHP Housing Fund 204, LLC	DE	NIA	Affordable Housing Partners, Inc.	Ownership	0.010	Berkshire Hathaway Inc.	NO	
			36-4897942				AHP Housing Fund 204, LLC	DE	NIA	AHP Affordable, LLC	Ownership	99.990	Berkshire Hathaway Inc.	NO	
			36-4900778				AHP Housing Fund 205, LLC	DE	NIA	Affordable Housing Partners, Inc.	Ownership	0.010	Berkshire Hathaway Inc.	NO	
			36-4900778				AHP Housing Fund 205, LLC	DE	NIA	AHP Affordable, LLC	Ownership	99.990	Berkshire Hathaway Inc.	NO	
			30-1107271				AHP Housing Fund 206, LLC	DE	NIA	Affordable Housing Partners, Inc.	Ownership	0.010	Berkshire Hathaway Inc.	NO	
			30-1107271				AHP Housing Fund 206, LLC	DE	NIA	AHP Affordable, LLC	Ownership	99.990	Berkshire Hathaway Inc.	NO	
			61-1896469				AHP Housing Fund 207, LLC	DE	NIA	Affordable Housing Partners, Inc.	Ownership	0.010	Berkshire Hathaway Inc.	NO	
			61-1896469				AHP Housing Fund 207, LLC	DE	NIA	AHP Affordable, LLC	Ownership	99.990	Berkshire Hathaway Inc.	NO	
			35-2634705				AHP Housing Fund 208, LLC	DE	NIA	AHP 1, L.P.	Ownership	0.010	Berkshire Hathaway Inc.	NO	
			35-2634705				AHP Housing Fund 208, LLC	DE	NIA	National Indemnity Company	Ownership	99.990	Berkshire Hathaway Inc.	NO	
			38-4088215				AHP Housing Fund 209, LLC	DE	NIA	Affordable Housing Partners, Inc.	Ownership	0.010	Berkshire Hathaway Inc.	NO	
			38-4088215				AHP Housing Fund 209, LLC	DE	NIA	AHP Affordable, LLC	Ownership	99.990	Berkshire Hathaway Inc.	NO	
			36-4745479				AHP Housing Fund 21, LLC	DE	NIA	Affordable Housing Partners, Inc.	Ownership	0.010	Berkshire Hathaway Inc.	NO	
			36-4745479				AHP Housing Fund 21, LLC	DE	NIA	AHP Affordable, LLC	Ownership	99.990	Berkshire Hathaway Inc.	NO	
			38-4088238				AHP Housing Fund 210, LLC	DE	NIA	Affordable Housing Partners, Inc.	Ownership	0.010	Berkshire Hathaway Inc.	NO	
			38-4088238				AHP Housing Fund 210, LLC	DE	NIA	AHP Affordable, LLC	Ownership	99.990	Berkshire Hathaway Inc.	NO	
			32-0582475				AHP Housing Fund 211, LLC	DE	NIA	Affordable Housing Partners, Inc.	Ownership	0.010	Berkshire Hathaway Inc.	NO	
			32-0582475				AHP Housing Fund 211, LLC	DE	NIA	AHP Affordable, LLC	Ownership	99.990	Berkshire Hathaway Inc.	NO	
			32-0582664				AHP Housing Fund 212, LLC	DE	NIA	Affordable Housing Partners, Inc.	Ownership	0.010	Berkshire Hathaway Inc.	NO	
			32-0582664				AHP Housing Fund 212, LLC	DE	NIA	AHP Affordable, LLC	Ownership	99.990	Berkshire Hathaway Inc.	NO	
			61-1905812				AHP Housing Fund 213, LLC	DE	NIA	Affordable Housing Partners, Inc.	Ownership	0.010	Berkshire Hathaway Inc.	NO	
			61-1905812				AHP Housing Fund 213, LLC	DE	NIA	AHP Affordable, LLC	Ownership	99.990	Berkshire Hathaway Inc.	NO	
			61-1905979				AHP Housing Fund 214, LLC	DE	NIA	Affordable Housing Partners, Inc.	Ownership	0.010	Berkshire Hathaway Inc.	NO	
			61-1905979				AHP Housing Fund 214, LLC	DE	NIA	AHP Affordable, LLC	Ownership	99.990	Berkshire Hathaway Inc.	NO	
			38-4097948				AHP Housing Fund 215, LLC	DE	NIA	Affordable Housing Partners, Inc.	Ownership	0.010	Berkshire Hathaway Inc.	NO	
			38-4097948				AHP Housing Fund 215, LLC	DE	NIA	AHP Affordable, LLC	Ownership	99.990	Berkshire Hathaway Inc.	NO	
			37-1927033				AHP Housing Fund 216, LLC	DE	NIA	Affordable Housing Partners, Inc.	Ownership	0.010	Berkshire Hathaway Inc.	NO	
			37-1927033				AHP Housing Fund 216, LLC	DE	NIA	AHP Affordable, LLC	Ownership	99.990	Berkshire Hathaway Inc.	NO	
			38-4105218				AHP Housing Fund 217, LLC	DE	NIA	Affordable Housing Partners, Inc.	Ownership	0.010	Berkshire Hathaway Inc.	NO	
			38-4105218				AHP Housing Fund 217, LLC	DE	NIA	AHP Affordable, LLC	Ownership	99.990	Berkshire Hathaway Inc.	NO	
			35-2656517				AHP Housing Fund 218, LLC	DE	NIA	Affordable Housing Partners, Inc.	Ownership	0.010	Berkshire Hathaway Inc.	NO	
			35-2656517				AHP Housing Fund 218, LLC	DE	NIA	AHP Affordable, LLC	Ownership	99.990	Berkshire Hathaway Inc.	NO	
			30-1168040				AHP Housing Fund 219, LLC	DE	NIA	AHP 1, L.P.	Ownership	0.010	Berkshire Hathaway Inc.	NO	
			30-1168040				AHP Housing Fund 219, LLC	DE	NIA	National Indemnity Company	Ownership	99.990	Berkshire Hathaway Inc.	NO	
			30-0753286				AHP Housing Fund 22, LLC	DE	NIA	Affordable Housing Partners, Inc.	Ownership	0.010	Berkshire Hathaway Inc.	NO	
			30-0753286				AHP Housing Fund 22, LLC	DE	NIA	AHP Affordable, LLC	Ownership	99.990	Berkshire Hathaway Inc.	NO	
			35-2652105				AHP Housing Fund 220, LLC	DE	NIA	AHP 1, L.P.	Ownership	0.010	Berkshire Hathaway Inc.	NO	
			35-2652105				AHP Housing Fund 220, LLC	DE	NIA	National Indemnity Company	Ownership	99.990	Berkshire Hathaway Inc.	NO	
			36-4937921				AHP Housing Fund 221, LLC	DE	NIA	Affordable Housing Partners, Inc.	Ownership	0.010	Berkshire Hathaway Inc.	NO	
			36-4937921				AHP Housing Fund 221, LLC	DE	NIA	AHP Affordable, LLC	Ownership	99.990	Berkshire Hathaway Inc.	NO	
			35-2661435				AHP Housing Fund 222, LLC	DE	NIA	Affordable Housing Partners, Inc.	Ownership	0.010	Berkshire Hathaway Inc.	NO	
			35-2661435				AHP Housing Fund 222, LLC	DE	NIA	AHP Affordable, LLC	Ownership	99.990	Berkshire Hathaway Inc.	NO	
			32-0599451				AHP Housing Fund 223, LLC	DE	NIA	AHP 1, L.P.	Ownership	0.010	Berkshire Hathaway Inc.	NO	
			32-0599451				AHP Housing Fund 223, LLC	DE	NIA	National Indemnity Company	Ownership	99.990	Berkshire Hathaway Inc.	NO	
			32-0599607				AHP Housing Fund 224, LLC	DE	NIA	Affordable Housing Partners, Inc.	Ownership	0.010	Berkshire Hathaway Inc.	NO	
			32-0599607				AHP Housing Fund 224, LLC	DE	NIA	AHP Affordable, LLC	Ownership	99.990	Berkshire Hathaway Inc.	NO	

ANNUAL STATEMENT FOR THE YEAR 2023 OF THE General Re Life Corporation

**SCHEDULE Y**

**PART 1A - DETAIL OF INSURANCE HOLDING COMPANY SYSTEM**

1	2	3	4	5	6	7	8	9	10	11	12	13	14	15	16
Group Code	Group Name	NAIC Company Code	ID Number	Federal RSSD	CIK	Name of Securities Exchange if Publicly Traded (U.S. or International)	Names of Parent, Subsidiaries Or Affiliates	Domiciliary Location	Relationship to Reporting Entity	Directly Controlled by (Name of Entity/Person)	Type of Control (Ownership, Board, Management, Attorney-in-Fact, Influence, Other)	If Control is Ownership Provide Percentage	Ultimate Controlling Entity(ies)/Person(s)	Is an SCA Filing Required? (Yes/No)	*
			61-1930521				AHP Housing Fund 225, LLC	DE	NIA	Affordable Housing Partners, Inc.	Ownership	0.010	Berkshire Hathaway Inc.	NO	
			61-1930521				AHP Housing Fund 225, LLC	DE	NIA	AHP Affordable, LLC	Ownership	99.990	Berkshire Hathaway Inc.	NO	
			84-2794759				AHP Housing Fund 226, LLC	DE	NIA	Affordable Housing Partners, Inc.	Ownership	0.010	Berkshire Hathaway Inc.	NO	
			84-2794759				AHP Housing Fund 226, LLC	DE	NIA	AHP Affordable, LLC	Ownership	99.990	Berkshire Hathaway Inc.	NO	
			84-2810128				AHP Housing Fund 227, LLC	DE	NIA	Affordable Housing Partners, Inc.	Ownership	0.010	Berkshire Hathaway Inc.	NO	
			84-2810128				AHP Housing Fund 227, LLC	DE	NIA	AHP Affordable, LLC	Ownership	99.990	Berkshire Hathaway Inc.	NO	
			84-2825744				AHP Housing Fund 228, LLC	DE	NIA	Affordable Housing Partners, Inc.	Ownership	0.010	Berkshire Hathaway Inc.	NO	
			84-2825744				AHP Housing Fund 228, LLC	DE	NIA	AHP Affordable, LLC	Ownership	99.990	Berkshire Hathaway Inc.	NO	
			84-2848647				AHP Housing Fund 229, LLC	DE	NIA	Affordable Housing Partners, Inc.	Ownership	0.010	Berkshire Hathaway Inc.	NO	
			84-2848647				AHP Housing Fund 229, LLC	DE	NIA	AHP Affordable, LLC	Ownership	99.990	Berkshire Hathaway Inc.	NO	
			61-1696001				AHP Housing Fund 23, LLC	DE	NIA	Affordable Housing Partners, Inc.	Ownership	0.010	Berkshire Hathaway Inc.	NO	
			61-1696001				AHP Housing Fund 23, LLC	DE	NIA	AHP Affordable, LLC	Ownership	99.990	Berkshire Hathaway Inc.	NO	
			84-2867804				AHP Housing Fund 230, LLC	DE	NIA	Affordable Housing Partners, Inc.	Ownership	0.010	Berkshire Hathaway Inc.	NO	
			84-2867804				AHP Housing Fund 230, LLC	DE	NIA	AHP Affordable, LLC	Ownership	99.990	Berkshire Hathaway Inc.	NO	
			84-2964143				AHP Housing Fund 231, LLC	DE	NIA	Affordable Housing Partners, Inc.	Ownership	0.010	Berkshire Hathaway Inc.	NO	
			84-2964143				AHP Housing Fund 231, LLC	DE	NIA	AHP Affordable, LLC	Ownership	99.990	Berkshire Hathaway Inc.	NO	
			84-2983350				AHP Housing Fund 232, LLC	DE	NIA	Affordable Housing Partners, Inc.	Ownership	0.010	Berkshire Hathaway Inc.	NO	
			84-2983350				AHP Housing Fund 232, LLC	DE	NIA	AHP Affordable, LLC	Ownership	99.990	Berkshire Hathaway Inc.	NO	
			84-3003311				AHP Housing Fund 233, LLC	DE	NIA	Affordable Housing Partners, Inc.	Ownership	0.010	Berkshire Hathaway Inc.	NO	
			84-3003311				AHP Housing Fund 233, LLC	DE	NIA	AHP Affordable, LLC	Ownership	99.990	Berkshire Hathaway Inc.	NO	
			84-3019674				AHP Housing Fund 234, LLC	DE	NIA	Affordable Housing Partners, Inc.	Ownership	0.010	Berkshire Hathaway Inc.	NO	
			84-3019674				AHP Housing Fund 234, LLC	DE	NIA	AHP Affordable, LLC	Ownership	99.990	Berkshire Hathaway Inc.	NO	
			84-3034854				AHP Housing Fund 235, LLC	DE	NIA	Affordable Housing Partners, Inc.	Ownership	0.010	Berkshire Hathaway Inc.	NO	
			84-3034854				AHP Housing Fund 235, LLC	DE	NIA	AHP Affordable, LLC	Ownership	99.990	Berkshire Hathaway Inc.	NO	
			84-3068466				AHP Housing Fund 236, LLC	DE	NIA	Affordable Housing Partners, Inc.	Ownership	0.010	Berkshire Hathaway Inc.	NO	
			84-3068466				AHP Housing Fund 236, LLC	DE	NIA	AHP Affordable, LLC	Ownership	99.990	Berkshire Hathaway Inc.	NO	
			84-3087573				AHP Housing Fund 237, LLC	DE	NIA	Affordable Housing Partners, Inc.	Ownership	0.010	Berkshire Hathaway Inc.	NO	
			84-3087573				AHP Housing Fund 237, LLC	DE	NIA	AHP Affordable, LLC	Ownership	99.990	Berkshire Hathaway Inc.	NO	
			84-3098398				AHP Housing Fund 238, LLC	DE	NIA	Affordable Housing Partners, Inc.	Ownership	0.010	Berkshire Hathaway Inc.	NO	
			84-3098398				AHP Housing Fund 238, LLC	DE	NIA	AHP Affordable, LLC	Ownership	99.990	Berkshire Hathaway Inc.	NO	
			84-3146518				AHP Housing Fund 239, LLC	DE	NIA	Affordable Housing Partners, Inc.	Ownership	0.010	Berkshire Hathaway Inc.	NO	
			84-3146518				AHP Housing Fund 239, LLC	DE	NIA	AHP Affordable, LLC	Ownership	99.990	Berkshire Hathaway Inc.	NO	
			38-3889831				AHP Housing Fund 24, LLC	DE	NIA	Affordable Housing Partners, Inc.	Ownership	0.010	Berkshire Hathaway Inc.	NO	
			38-3889831				AHP Housing Fund 24, LLC	DE	NIA	AHP Affordable, LLC	Ownership	99.990	Berkshire Hathaway Inc.	NO	
			84-3189470				AHP Housing Fund 240, LLC	DE	NIA	Affordable Housing Partners, Inc.	Ownership	0.010	Berkshire Hathaway Inc.	NO	
			84-3189470				AHP Housing Fund 240, LLC	DE	NIA	AHP Affordable, LLC	Ownership	99.990	Berkshire Hathaway Inc.	NO	
			84-3235687				AHP Housing Fund 241, LLC	DE	NIA	Affordable Housing Partners, Inc.	Ownership	0.010	Berkshire Hathaway Inc.	NO	
			84-3235687				AHP Housing Fund 241, LLC	DE	NIA	AHP Affordable, LLC	Ownership	99.990	Berkshire Hathaway Inc.	NO	
			84-3263777				AHP Housing Fund 242, LLC	DE	NIA	Affordable Housing Partners, Inc.	Ownership	0.010	Berkshire Hathaway Inc.	NO	
			84-3263777				AHP Housing Fund 242, LLC	DE	NIA	AHP Affordable, LLC	Ownership	99.990	Berkshire Hathaway Inc.	NO	
			84-3277026				AHP Housing Fund 243, LLC	DE	NIA	Affordable Housing Partners, Inc.	Ownership	0.010	Berkshire Hathaway Inc.	NO	
			84-3277026				AHP Housing Fund 243, LLC	DE	NIA	AHP Affordable, LLC	Ownership	99.990	Berkshire Hathaway Inc.	NO	
			84-3298481				AHP Housing Fund 244, LLC	DE	NIA	Affordable Housing Partners, Inc.	Ownership	0.010	Berkshire Hathaway Inc.	NO	
			84-3298481				AHP Housing Fund 244, LLC	DE	NIA	AHP Affordable, LLC	Ownership	99.990	Berkshire Hathaway Inc.	NO	
			84-3313603				AHP Housing Fund 245, LLC	DE	NIA	AHP 1, L.P.	Ownership	0.010	Berkshire Hathaway Inc.	NO	
			84-3313603				AHP Housing Fund 245, LLC	DE	NIA	National Indemnity Company	Ownership	99.990	Berkshire Hathaway Inc.	NO	
			84-3845054				AHP Housing Fund 246, LLC	DE	NIA	Affordable Housing Partners, Inc.	Ownership	0.010	Berkshire Hathaway Inc.	NO	
			84-3845054				AHP Housing Fund 246, LLC	DE	NIA	AHP Affordable, LLC	Ownership	99.990	Berkshire Hathaway Inc.	NO	
			84-3858393				AHP Housing Fund 247, LLC	DE	NIA	Affordable Housing Partners, Inc.	Ownership	0.010	Berkshire Hathaway Inc.	NO	

ANNUAL STATEMENT FOR THE YEAR 2023 OF THE General Re Life Corporation

**SCHEDULE Y**  
**PART 1A - DETAIL OF INSURANCE HOLDING COMPANY SYSTEM**

1	2	3	4	5	6	7	8	9	10	11	12	13	14	15	16
Group Code	Group Name	NAIC Company Code	ID Number	Federal RSSD	CIK	Name of Securities Exchange if Publicly Traded (U.S. or International)	Names of Parent, Subsidiaries Or Affiliates	Domiciliary Location	Relationship to Reporting Entity	Directly Controlled by (Name of Entity/Person)	Type of Control (Ownership, Board, Management, Attorney-in-Fact, Influence, Other)	If Control is Ownership Provide Percentage	Ultimate Controlling Entity(ies)/Person(s)	Is an SCA Filing Required? (Yes/No)	*
			84-3858393				AHP Housing Fund 247, LLC	DE	NIA	AHP Affordable, LLC	Ownership	99.990	Berkshire Hathaway Inc.	NO	
			84-3886928				AHP Housing Fund 248, LLC	DE	NIA	Affordable Housing Partners, Inc.	Ownership	0.010	Berkshire Hathaway Inc.	NO	
			84-3886928				AHP Housing Fund 248, LLC	DE	NIA	AHP Affordable, LLC	Ownership	99.990	Berkshire Hathaway Inc.	NO	
			84-3901367				AHP Housing Fund 249, LLC	DE	NIA	Affordable Housing Partners, Inc.	Ownership	0.010	Berkshire Hathaway Inc.	NO	
			84-3901367				AHP Housing Fund 249, LLC	DE	NIA	AHP Affordable, LLC	Ownership	99.990	Berkshire Hathaway Inc.	NO	
			32-0392000				AHP Housing Fund 25, LLC	DE	NIA	Affordable Housing Partners, Inc.	Ownership	0.010	Berkshire Hathaway Inc.	NO	
			32-0392000				AHP Housing Fund 25, LLC	DE	NIA	AHP Affordable, LLC	Ownership	99.990	Berkshire Hathaway Inc.	NO	
			84-3934683				AHP Housing Fund 250, LLC	DE	NIA	Affordable Housing Partners, Inc.	Ownership	0.010	Berkshire Hathaway Inc.	NO	
			84-3934683				AHP Housing Fund 250, LLC	DE	NIA	AHP Affordable, LLC	Ownership	99.990	Berkshire Hathaway Inc.	NO	
			84-3957809				AHP Housing Fund 251, LLC	DE	NIA	Affordable Housing Partners, Inc.	Ownership	0.010	Berkshire Hathaway Inc.	NO	
			84-3957809				AHP Housing Fund 251, LLC	DE	NIA	AHP Affordable, LLC	Ownership	99.990	Berkshire Hathaway Inc.	NO	
			84-3969639				AHP Housing Fund 252, LLC	DE	NIA	Affordable Housing Partners, Inc.	Ownership	0.010	Berkshire Hathaway Inc.	NO	
			84-3969639				AHP Housing Fund 252, LLC	DE	NIA	AHP Affordable, LLC	Ownership	99.990	Berkshire Hathaway Inc.	NO	
			84-3998016				AHP Housing Fund 253, LLC	DE	NIA	AHP 1, L.P.	Ownership	0.010	Berkshire Hathaway Inc.	NO	
			84-3998016				AHP Housing Fund 253, LLC	DE	NIA	National Indemnity Company	Ownership	99.990	Berkshire Hathaway Inc.	NO	
			84-4013926				AHP Housing Fund 254, LLC	DE	NIA	AHP 1, L.P.	Ownership	0.010	Berkshire Hathaway Inc.	NO	
			84-4013926				AHP Housing Fund 254, LLC	DE	NIA	National Indemnity Company	Ownership	99.990	Berkshire Hathaway Inc.	NO	
			84-4028519				AHP Housing Fund 255, LLC	DE	NIA	Affordable Housing Partners, Inc.	Ownership	0.010	Berkshire Hathaway Inc.	NO	
			84-4028519				AHP Housing Fund 255, LLC	DE	NIA	AHP Affordable, LLC	Ownership	99.990	Berkshire Hathaway Inc.	NO	
			85-0601585				AHP Housing Fund 256, LLC	DE	NIA	Affordable Housing Partners, Inc.	Ownership	0.010	Berkshire Hathaway Inc.	NO	
			85-0601585				AHP Housing Fund 256, LLC	DE	NIA	AHP Affordable, LLC	Ownership	99.990	Berkshire Hathaway Inc.	NO	
			85-2109161				AHP Housing Fund 257, LLC	DE	NIA	Affordable Housing Partners, Inc.	Ownership	0.010	Berkshire Hathaway Inc.	NO	
			85-2109161				AHP Housing Fund 257, LLC	DE	NIA	AHP Affordable, LLC	Ownership	99.990	Berkshire Hathaway Inc.	NO	
			85-0638355				AHP Housing Fund 258, LLC	DE	NIA	Affordable Housing Partners, Inc.	Ownership	0.010	Berkshire Hathaway Inc.	NO	
			85-0638355				AHP Housing Fund 258, LLC	DE	NIA	AHP Affordable, LLC	Ownership	99.990	Berkshire Hathaway Inc.	NO	
			85-0653472				AHP Housing Fund 259, LLC	DE	NIA	Affordable Housing Partners, Inc.	Ownership	0.010	Berkshire Hathaway Inc.	NO	
			85-0653472				AHP Housing Fund 259, LLC	DE	NIA	AHP Affordable, LLC	Ownership	99.990	Berkshire Hathaway Inc.	NO	
			61-1698204				AHP Housing Fund 26, LLC	DE	NIA	Affordable Housing Partners, Inc.	Ownership	0.010	Berkshire Hathaway Inc.	NO	
			61-1698204				AHP Housing Fund 26, LLC	DE	NIA	AHP Affordable, LLC	Ownership	99.990	Berkshire Hathaway Inc.	NO	
			85-0666262				AHP Housing Fund 260, LLC	DE	NIA	Affordable Housing Partners, Inc.	Ownership	0.010	Berkshire Hathaway Inc.	NO	
			85-0666262				AHP Housing Fund 260, LLC	DE	NIA	AHP Affordable, LLC	Ownership	99.990	Berkshire Hathaway Inc.	NO	
			85-0678113				AHP Housing Fund 261, LLC	DE	NIA	AHP 1, L.P.	Ownership	0.010	Berkshire Hathaway Inc.	NO	
			85-0678113				AHP Housing Fund 261, LLC	DE	NIA	National Indemnity Company	Ownership	99.990	Berkshire Hathaway Inc.	NO	
			85-0689053				AHP Housing Fund 262, LLC	DE	NIA	Affordable Housing Partners, Inc.	Ownership	0.010	Berkshire Hathaway Inc.	NO	
			85-0689053				AHP Housing Fund 262, LLC	DE	NIA	AHP Affordable, LLC	Ownership	99.990	Berkshire Hathaway Inc.	NO	
			85-0703429				AHP Housing Fund 263, LLC	DE	NIA	Affordable Housing Partners, Inc.	Ownership	0.010	Berkshire Hathaway Inc.	NO	
			85-0703429				AHP Housing Fund 263, LLC	DE	NIA	AHP Affordable, LLC	Ownership	99.990	Berkshire Hathaway Inc.	NO	
			85-0717117				AHP Housing Fund 264, LLC	DE	NIA	Affordable Housing Partners, Inc.	Ownership	0.010	Berkshire Hathaway Inc.	NO	
			85-0717117				AHP Housing Fund 264, LLC	DE	NIA	AHP Affordable, LLC	Ownership	99.990	Berkshire Hathaway Inc.	NO	
			85-0731519				AHP Housing Fund 265, LLC	DE	NIA	AHP 1, L.P.	Ownership	0.010	Berkshire Hathaway Inc.	NO	
			85-0731519				AHP Housing Fund 265, LLC	DE	NIA	National Indemnity Company	Ownership	99.990	Berkshire Hathaway Inc.	NO	
			85-0744774				AHP Housing Fund 266, LLC	DE	NIA	Affordable Housing Partners, Inc.	Ownership	0.010	Berkshire Hathaway Inc.	NO	
			85-0744774				AHP Housing Fund 266, LLC	DE	NIA	AHP Affordable, LLC	Ownership	99.990	Berkshire Hathaway Inc.	NO	
			85-0756678				AHP Housing Fund 267, LLC	DE	NIA	AHP 1, L.P.	Ownership	0.010	Berkshire Hathaway Inc.	NO	
			85-0756678				AHP Housing Fund 267, LLC	DE	NIA	National Indemnity Company	Ownership	99.990	Berkshire Hathaway Inc.	NO	
			85-0773569				AHP Housing Fund 268, LLC	DE	NIA	Affordable Housing Partners, Inc.	Ownership	0.010	Berkshire Hathaway Inc.	NO	
			85-0773569				AHP Housing Fund 268, LLC	DE	NIA	AHP Affordable, LLC	Ownership	99.990	Berkshire Hathaway Inc.	NO	
			85-0788645				AHP Housing Fund 269, LLC	DE	NIA	Affordable Housing Partners, Inc.	Ownership	0.010	Berkshire Hathaway Inc.	NO	
			85-0788645				AHP Housing Fund 269, LLC	DE	NIA	AHP Affordable, LLC	Ownership	99.990	Berkshire Hathaway Inc.	NO	

ANNUAL STATEMENT FOR THE YEAR 2023 OF THE General Re Life Corporation

**SCHEDULE Y**  
**PART 1A - DETAIL OF INSURANCE HOLDING COMPANY SYSTEM**

1	2	3	4	5	6	7	8	9	10	11	12	13	14	15	16
Group Code	Group Name	NAIC Company Code	ID Number	Federal RSSD	CIK	Name of Securities Exchange if Publicly Traded (U.S. or International)	Names of Parent, Subsidiaries Or Affiliates	Domiciliary Location	Relationship to Reporting Entity	Directly Controlled by (Name of Entity/Person)	Type of Control (Ownership, Board, Management, Attorney-in-Fact, Influence, Other)	If Control is Ownership Provide Percentage	Ultimate Controlling Entity(ies)/Person(s)	Is an SCA Filing Required? (Yes/No)	*
			35-2460781				AHP Housing Fund 27, LLC	DE	NIA	Affordable Housing Partners, Inc.	Ownership	0.010	Berkshire Hathaway Inc.	NO	
			35-2460781				AHP Housing Fund 27, LLC	DE	NIA	AHP Affordable, LLC	Ownership	99.990	Berkshire Hathaway Inc.	NO	
			85-0802483				AHP Housing Fund 270, LLC	DE	NIA	Affordable Housing Partners, Inc.	Ownership	0.010	Berkshire Hathaway Inc.	NO	
			85-0802483				AHP Housing Fund 270, LLC	DE	NIA	AHP Affordable, LLC	Ownership	99.990	Berkshire Hathaway Inc.	NO	
			85-1746250				AHP Housing Fund 271, LLC	DE	NIA	Affordable Housing Partners, Inc.	Ownership	0.010	Berkshire Hathaway Inc.	NO	
			85-1746250				AHP Housing Fund 271, LLC	DE	NIA	AHP Affordable, LLC	Ownership	99.990	Berkshire Hathaway Inc.	NO	
			85-1747778				AHP Housing Fund 272, LLC	DE	NIA	Affordable Housing Partners, Inc.	Ownership	0.010	Berkshire Hathaway Inc.	NO	
			85-1747778				AHP Housing Fund 272, LLC	DE	NIA	AHP Affordable, LLC	Ownership	99.990	Berkshire Hathaway Inc.	NO	
			85-1762243				AHP Housing Fund 273, LLC	DE	NIA	Affordable Housing Partners, Inc.	Ownership	0.010	Berkshire Hathaway Inc.	NO	
			85-1762243				AHP Housing Fund 273, LLC	DE	NIA	AHP Affordable, LLC	Ownership	99.990	Berkshire Hathaway Inc.	NO	
			85-1798584				AHP Housing Fund 274, LLC	DE	NIA	Affordable Housing Partners, Inc.	Ownership	0.010	Berkshire Hathaway Inc.	NO	
			85-1798584				AHP Housing Fund 274, LLC	DE	NIA	AHP Affordable, LLC	Ownership	99.990	Berkshire Hathaway Inc.	NO	
			85-1821947				AHP Housing Fund 275, LLC	DE	NIA	Affordable Housing Partners, Inc.	Ownership	0.010	Berkshire Hathaway Inc.	NO	
			85-1821947				AHP Housing Fund 275, LLC	DE	NIA	AHP Affordable, LLC	Ownership	99.990	Berkshire Hathaway Inc.	NO	
			85-1862463				AHP Housing Fund 276, LLC	DE	NIA	Affordable Housing Partners, Inc.	Ownership	0.010	Berkshire Hathaway Inc.	NO	
			85-1862463				AHP Housing Fund 276, LLC	DE	NIA	AHP Affordable, LLC	Ownership	99.990	Berkshire Hathaway Inc.	NO	
			85-1880896				AHP Housing Fund 277, LLC	DE	NIA	Affordable Housing Partners, Inc.	Ownership	0.010	Berkshire Hathaway Inc.	NO	
			85-1880896				AHP Housing Fund 277, LLC	DE	NIA	AHP Affordable, LLC	Ownership	99.990	Berkshire Hathaway Inc.	NO	
			85-1905856				AHP Housing Fund 278, LLC	DE	NIA	Affordable Housing Partners, Inc.	Ownership	0.010	Berkshire Hathaway Inc.	NO	
			85-1905856				AHP Housing Fund 278, LLC	DE	NIA	AHP Affordable, LLC	Ownership	99.990	Berkshire Hathaway Inc.	NO	
			85-1934157				AHP Housing Fund 279, LLC	DE	NIA	Affordable Housing Partners, Inc.	Ownership	0.010	Berkshire Hathaway Inc.	NO	
			85-1934157				AHP Housing Fund 279, LLC	DE	NIA	AHP Affordable, LLC	Ownership	99.990	Berkshire Hathaway Inc.	NO	
			36-4747707				AHP Housing Fund 28, LLC	DE	NIA	Affordable Housing Partners, Inc.	Ownership	0.010	Berkshire Hathaway Inc.	NO	
			36-4747707				AHP Housing Fund 28, LLC	DE	NIA	AHP Affordable, LLC	Ownership	99.990	Berkshire Hathaway Inc.	NO	
			85-1960324				AHP Housing Fund 280, LLC	DE	NIA	Affordable Housing Partners, Inc.	Ownership	0.010	Berkshire Hathaway Inc.	NO	
			85-1960324				AHP Housing Fund 280, LLC	DE	NIA	AHP Affordable, LLC	Ownership	99.990	Berkshire Hathaway Inc.	NO	
			85-3116711				AHP Housing Fund 281, LLC	DE	NIA	Affordable Housing Partners, Inc.	Ownership	0.010	Berkshire Hathaway Inc.	NO	
			85-3116711				AHP Housing Fund 281, LLC	DE	NIA	AHP Affordable, LLC	Ownership	99.990	Berkshire Hathaway Inc.	NO	
			85-3138006				AHP Housing Fund 282, LLC	DE	NIA	Affordable Housing Partners, Inc.	Ownership	0.010	Berkshire Hathaway Inc.	NO	
			85-3138006				AHP Housing Fund 282, LLC	DE	NIA	AHP Affordable, LLC	Ownership	99.990	Berkshire Hathaway Inc.	NO	
			85-3168346				AHP Housing Fund 283, LLC	DE	NIA	Affordable Housing Partners, Inc.	Ownership	0.010	Berkshire Hathaway Inc.	NO	
			85-3168346				AHP Housing Fund 283, LLC	DE	NIA	AHP Affordable, LLC	Ownership	99.990	Berkshire Hathaway Inc.	NO	
			85-3182265				AHP Housing Fund 284, LLC	DE	NIA	Affordable Housing Partners, Inc.	Ownership	0.010	Berkshire Hathaway Inc.	NO	
			85-3182265				AHP Housing Fund 284, LLC	DE	NIA	AHP Affordable, LLC	Ownership	99.990	Berkshire Hathaway Inc.	NO	
			85-3198380				AHP Housing Fund 285, LLC	DE	NIA	AHP 1, L.P.	Ownership	0.010	Berkshire Hathaway Inc.	NO	
			85-3198380				AHP Housing Fund 285, LLC	DE	NIA	National Indemnity Company	Ownership	99.990	Berkshire Hathaway Inc.	NO	
			85-3230113				AHP Housing Fund 286, LLC	DE	NIA	Affordable Housing Partners, Inc.	Ownership	0.010	Berkshire Hathaway Inc.	NO	
			85-3230113				AHP Housing Fund 286, LLC	DE	NIA	AHP Affordable, LLC	Ownership	99.990	Berkshire Hathaway Inc.	NO	
			85-3241496				AHP Housing Fund 287, LLC	DE	NIA	Affordable Housing Partners, Inc.	Ownership	0.010	Berkshire Hathaway Inc.	NO	
			85-3241496				AHP Housing Fund 287, LLC	DE	NIA	AHP Affordable, LLC	Ownership	99.990	Berkshire Hathaway Inc.	NO	
			85-3363427				AHP Housing Fund 288, LLC	DE	NIA	Affordable Housing Partners, Inc.	Ownership	0.010	Berkshire Hathaway Inc.	NO	
			85-3363427				AHP Housing Fund 288, LLC	DE	NIA	AHP Affordable, LLC	Ownership	99.990	Berkshire Hathaway Inc.	NO	
			85-3384328				AHP Housing Fund 289, LLC	DE	NIA	Affordable Housing Partners, Inc.	Ownership	0.010	Berkshire Hathaway Inc.	NO	
			85-3384328				AHP Housing Fund 289, LLC	DE	NIA	AHP Affordable, LLC	Ownership	99.990	Berkshire Hathaway Inc.	NO	
			38-3892372				AHP Housing Fund 29, LLC	DE	NIA	Affordable Housing Partners, Inc.	Ownership	0.010	Berkshire Hathaway Inc.	NO	
			38-3892372				AHP Housing Fund 29, LLC	DE	NIA	AHP Affordable, LLC	Ownership	99.990	Berkshire Hathaway Inc.	NO	
			85-3417470				AHP Housing Fund 290, LLC	DE	NIA	Affordable Housing Partners, Inc.	Ownership	0.010	Berkshire Hathaway Inc.	NO	
			85-3417470				AHP Housing Fund 290, LLC	DE	NIA	AHP Affordable, LLC	Ownership	99.990	Berkshire Hathaway Inc.	NO	
			86-1563367				AHP Housing Fund 291, LLC	DE	NIA	Affordable Housing Partners, Inc.	Ownership	0.010	Berkshire Hathaway Inc.	NO	

ANNUAL STATEMENT FOR THE YEAR 2023 OF THE General Re Life Corporation

**SCHEDULE Y**  
**PART 1A - DETAIL OF INSURANCE HOLDING COMPANY SYSTEM**

1	2	3	4	5	6	7	8	9	10	11	12	13	14	15	16
Group Code	Group Name	NAIC Company Code	ID Number	Federal RSSD	CIK	Name of Securities Exchange if Publicly Traded (U.S. or International)	Names of Parent, Subsidiaries Or Affiliates	Domiciliary Location	Relationship to Reporting Entity	Directly Controlled by (Name of Entity/Person)	Type of Control (Ownership, Board, Management, Attorney-in-Fact, Influence, Other)	If Control is Ownership Provide Percentage	Ultimate Controlling Entity(ies)/Person(s)	Is an SCA Filing Required? (Yes/No)	*
			86-1563367				AHP Housing Fund 291, LLC	DE	NIA	AHP Affordable, LLC	Ownership	99.990	Berkshire Hathaway Inc.	NO	
			86-1587069				AHP Housing Fund 292, LLC	DE	NIA	Affordable Housing Partners, Inc.	Ownership	0.010	Berkshire Hathaway Inc.	NO	
			86-1587069				AHP Housing Fund 292, LLC	DE	NIA	AHP Affordable, LLC	Ownership	99.990	Berkshire Hathaway Inc.	NO	
			86-1641859				AHP Housing Fund 293, LLC	DE	NIA	Affordable Housing Partners, Inc.	Ownership	0.010	Berkshire Hathaway Inc.	NO	
			86-1641859				AHP Housing Fund 293, LLC	DE	NIA	AHP Affordable, LLC	Ownership	99.990	Berkshire Hathaway Inc.	NO	
			86-1677104				AHP Housing Fund 294, LLC	DE	NIA	Affordable Housing Partners, Inc.	Ownership	0.010	Berkshire Hathaway Inc.	NO	
			86-1677104				AHP Housing Fund 294, LLC	DE	NIA	AHP Affordable, LLC	Ownership	99.990	Berkshire Hathaway Inc.	NO	
			86-1706250				AHP Housing Fund 295, LLC	DE	NIA	Affordable Housing Partners, Inc.	Ownership	0.010	Berkshire Hathaway Inc.	NO	
			86-1706250				AHP Housing Fund 295, LLC	DE	NIA	AHP Affordable, LLC	Ownership	99.990	Berkshire Hathaway Inc.	NO	
			86-1734156				AHP Housing Fund 296, LLC	DE	NIA	AHP 1, L.P.	Ownership	0.010	Berkshire Hathaway Inc.	NO	
			86-1734156				AHP Housing Fund 296, LLC	DE	NIA	National Indemnity Company	Ownership	99.990	Berkshire Hathaway Inc.	NO	
			86-1759273				AHP Housing Fund 297, LLC	DE	NIA	Affordable Housing Partners, Inc.	Ownership	0.010	Berkshire Hathaway Inc.	NO	
			86-1759273				AHP Housing Fund 297, LLC	DE	NIA	AHP Affordable, LLC	Ownership	99.990	Berkshire Hathaway Inc.	NO	
			86-1785547				AHP Housing Fund 298, LLC	DE	NIA	Affordable Housing Partners, Inc.	Ownership	0.010	Berkshire Hathaway Inc.	NO	
			86-1785547				AHP Housing Fund 298, LLC	DE	NIA	AHP Affordable, LLC	Ownership	99.990	Berkshire Hathaway Inc.	NO	
			86-1818860				AHP Housing Fund 299, LLC	DE	NIA	Affordable Housing Partners, Inc.	Ownership	0.010	Berkshire Hathaway Inc.	NO	
			86-1818860				AHP Housing Fund 299, LLC	DE	NIA	AHP Affordable, LLC	Ownership	99.990	Berkshire Hathaway Inc.	NO	
			61-1690303				AHP Housing Fund 3, LLC	NV	NIA	Affordable Housing Partners, Inc.	Ownership	0.010	Berkshire Hathaway Inc.	NO	
			61-1690303				AHP Housing Fund 3, LLC	NV	NIA	AHP Affordable, LLC	Ownership	99.990	Berkshire Hathaway Inc.	NO	
			32-0394468				AHP Housing Fund 30, LLC	DE	NIA	Affordable Housing Partners, Inc.	Ownership	0.010	Berkshire Hathaway Inc.	NO	
			32-0394468				AHP Housing Fund 30, LLC	DE	NIA	AHP Affordable, LLC	Ownership	99.990	Berkshire Hathaway Inc.	NO	
			86-1847805				AHP Housing Fund 300, LLC	DE	NIA	Affordable Housing Partners, Inc.	Ownership	0.010	Berkshire Hathaway Inc.	NO	
			86-1847805				AHP Housing Fund 300, LLC	DE	NIA	AHP Affordable, LLC	Ownership	99.990	Berkshire Hathaway Inc.	NO	
			87-2063254				AHP Housing Fund 301, LLC	DE	NIA	Affordable Housing Partners, Inc.	Ownership	0.010	Berkshire Hathaway Inc.	NO	
			87-2063254				AHP Housing Fund 301, LLC	DE	NIA	AHP Affordable, LLC	Ownership	99.990	Berkshire Hathaway Inc.	NO	
			87-2106509				AHP Housing Fund 302, LLC	DE	NIA	Affordable Housing Partners, Inc.	Ownership	0.010	Berkshire Hathaway Inc.	NO	
			87-2106509				AHP Housing Fund 302, LLC	DE	NIA	AHP Affordable, LLC	Ownership	99.990	Berkshire Hathaway Inc.	NO	
			87-2110744				AHP Housing Fund 303, LLC	DE	NIA	Affordable Housing Partners, Inc.	Ownership	0.010	Berkshire Hathaway Inc.	NO	
			87-2110744				AHP Housing Fund 303, LLC	DE	NIA	AHP Affordable, LLC	Ownership	99.990	Berkshire Hathaway Inc.	NO	
			87-2144690				AHP Housing Fund 304, LLC	DE	NIA	Affordable Housing Partners, Inc.	Ownership	0.010	Berkshire Hathaway Inc.	NO	
			87-2144690				AHP Housing Fund 304, LLC	DE	NIA	AHP Affordable, LLC	Ownership	99.990	Berkshire Hathaway Inc.	NO	
			87-2155635				AHP Housing Fund 305, LLC	DE	NIA	Affordable Housing Partners, Inc.	Ownership	0.010	Berkshire Hathaway Inc.	NO	
			87-2155635				AHP Housing Fund 305, LLC	DE	NIA	AHP Affordable, LLC	Ownership	99.990	Berkshire Hathaway Inc.	NO	
			87-2173325				AHP Housing Fund 306, LLC	DE	NIA	Affordable Housing Partners, Inc.	Ownership	0.010	Berkshire Hathaway Inc.	NO	
			87-2173325				AHP Housing Fund 306, LLC	DE	NIA	AHP Affordable, LLC	Ownership	99.990	Berkshire Hathaway Inc.	NO	
			87-2248828				AHP Housing Fund 307, LLC	DE	NIA	Affordable Housing Partners, Inc.	Ownership	0.010	Berkshire Hathaway Inc.	NO	
			87-2248828				AHP Housing Fund 307, LLC	DE	NIA	AHP Affordable, LLC	Ownership	99.990	Berkshire Hathaway Inc.	NO	
			87-2272005				AHP Housing Fund 308, LLC	DE	NIA	Affordable Housing Partners, Inc.	Ownership	0.010	Berkshire Hathaway Inc.	NO	
			87-2272005				AHP Housing Fund 308, LLC	DE	NIA	AHP Affordable, LLC	Ownership	99.990	Berkshire Hathaway Inc.	NO	
			87-2284224				AHP Housing Fund 309, LLC	DE	NIA	Affordable Housing Partners, Inc.	Ownership	0.010	Berkshire Hathaway Inc.	NO	
			87-2284224				AHP Housing Fund 309, LLC	DE	NIA	AHP Affordable, LLC	Ownership	99.990	Berkshire Hathaway Inc.	NO	
			38-3897538				AHP Housing Fund 31, LLC	DE	NIA	Affordable Housing Partners, Inc.	Ownership	0.010	Berkshire Hathaway Inc.	NO	
			38-3897538				AHP Housing Fund 31, LLC	DE	NIA	AHP Affordable, LLC	Ownership	99.990	Berkshire Hathaway Inc.	NO	
			87-2311859				AHP Housing Fund 310, LLC	DE	NIA	Affordable Housing Partners, Inc.	Ownership	0.010	Berkshire Hathaway Inc.	NO	
			87-2311859				AHP Housing Fund 310, LLC	DE	NIA	AHP Affordable, LLC	Ownership	99.990	Berkshire Hathaway Inc.	NO	
			87-3350626				AHP Housing Fund 311, LLC	DE	NIA	Affordable Housing Partners, Inc.	Ownership	0.010	Berkshire Hathaway Inc.	NO	
			87-3350626				AHP Housing Fund 311, LLC	DE	NIA	AHP Affordable, LLC	Ownership	99.990	Berkshire Hathaway Inc.	NO	
			87-3372574				AHP Housing Fund 312, LLC	DE	NIA	Affordable Housing Partners, Inc.	Ownership	0.010	Berkshire Hathaway Inc.	NO	
			87-3372574				AHP Housing Fund 312, LLC	DE	NIA	AHP Affordable, LLC	Ownership	99.990	Berkshire Hathaway Inc.	NO	

ANNUAL STATEMENT FOR THE YEAR 2023 OF THE General Re Life Corporation

**SCHEDULE Y**  
**PART 1A - DETAIL OF INSURANCE HOLDING COMPANY SYSTEM**

1	2	3	4	5	6	7	8	9	10	11	12	13	14	15	16
Group Code	Group Name	NAIC Company Code	ID Number	Federal RSSD	CIK	Name of Securities Exchange if Publicly Traded (U.S. or International)	Names of Parent, Subsidiaries Or Affiliates	Domiciliary Location	Relationship to Reporting Entity	Directly Controlled by (Name of Entity/Person)	Type of Control (Ownership, Board, Management, Attorney-in-Fact, Influence, Other)	If Control is Ownership Provide Percentage	Ultimate Controlling Entity(ies)/Person(s)	Is an SCA Filing Required? (Yes/No)	*
			87-3392197				AHP Housing Fund 313, LLC	DE	NIA	Affordable Housing Partners, Inc.	Ownership	0.010	Berkshire Hathaway Inc.	NO	
			87-3392197				AHP Housing Fund 313, LLC	DE	NIA	AHP Affordable, LLC	Ownership	99.990	Berkshire Hathaway Inc.	NO	
			87-3412497				AHP Housing Fund 314, LLC	DE	NIA	Affordable Housing Partners, Inc.	Ownership	0.010	Berkshire Hathaway Inc.	NO	
			87-3412497				AHP Housing Fund 314, LLC	DE	NIA	AHP Affordable, LLC	Ownership	99.990	Berkshire Hathaway Inc.	NO	
			87-3432740				AHP Housing Fund 315, LLC	DE	NIA	Affordable Housing Partners, Inc.	Ownership	0.010	Berkshire Hathaway Inc.	NO	
			87-3432740				AHP Housing Fund 315, LLC	DE	NIA	AHP Affordable, LLC	Ownership	99.990	Berkshire Hathaway Inc.	NO	
			87-3449412				AHP Housing Fund 316, LLC	DE	NIA	Affordable Housing Partners, Inc.	Ownership	0.010	Berkshire Hathaway Inc.	NO	
			87-3449412				AHP Housing Fund 316, LLC	DE	NIA	AHP Affordable, LLC	Ownership	99.990	Berkshire Hathaway Inc.	NO	
			87-3475077				AHP Housing Fund 317, LLC	DE	NIA	Affordable Housing Partners, Inc.	Ownership	0.010	Berkshire Hathaway Inc.	NO	
			87-3475077				AHP Housing Fund 317, LLC	DE	NIA	AHP Affordable, LLC	Ownership	99.990	Berkshire Hathaway Inc.	NO	
			87-3496297				AHP Housing Fund 318, LLC	DE	NIA	AHP 1, L.P.	Ownership	0.010	Berkshire Hathaway Inc.	NO	
			87-3496297				AHP Housing Fund 318, LLC	DE	NIA	National Indemnity Company	Ownership	99.990	Berkshire Hathaway Inc.	NO	
			87-3516313				AHP Housing Fund 319, LLC	DE	NIA	Affordable Housing Partners, Inc.	Ownership	0.010	Berkshire Hathaway Inc.	NO	
			87-3516313				AHP Housing Fund 319, LLC	DE	NIA	AHP Affordable, LLC	Ownership	99.990	Berkshire Hathaway Inc.	NO	
			35-2467652				AHP Housing Fund 32, LLC	DE	NIA	Affordable Housing Partners, Inc.	Ownership	0.010	Berkshire Hathaway Inc.	NO	
			35-2467652				AHP Housing Fund 32, LLC	DE	NIA	AHP Affordable, LLC	Ownership	99.990	Berkshire Hathaway Inc.	NO	
			87-3531918				AHP Housing Fund 320, LLC	DE	NIA	Affordable Housing Partners, Inc.	Ownership	0.010	Berkshire Hathaway Inc.	NO	
			87-3531918				AHP Housing Fund 320, LLC	DE	NIA	AHP Affordable, LLC	Ownership	99.990	Berkshire Hathaway Inc.	NO	
			88-1706172				AHP Housing Fund 321, LLC	DE	NIA	Affordable Housing Partners, Inc.	Ownership	0.010	Berkshire Hathaway Inc.	NO	
			88-1706172				AHP Housing Fund 321, LLC	DE	NIA	AHP Affordable, LLC	Ownership	99.990	Berkshire Hathaway Inc.	NO	
			88-1716679				AHP Housing Fund 322, LLC	DE	NIA	Affordable Housing Partners, Inc.	Ownership	0.010	Berkshire Hathaway Inc.	NO	
			88-1716679				AHP Housing Fund 322, LLC	DE	NIA	AHP Affordable, LLC	Ownership	99.990	Berkshire Hathaway Inc.	NO	
			88-1744535				AHP Housing Fund 323, LLC	DE	NIA	Affordable Housing Partners, Inc.	Ownership	0.010	Berkshire Hathaway Inc.	NO	
			88-1744535				AHP Housing Fund 323, LLC	DE	NIA	AHP Affordable, LLC	Ownership	99.990	Berkshire Hathaway Inc.	NO	
			88-1773046				AHP Housing Fund 324, LLC	DE	NIA	Affordable Housing Partners, Inc.	Ownership	0.010	Berkshire Hathaway Inc.	NO	
			88-1773046				AHP Housing Fund 324, LLC	DE	NIA	AHP Affordable, LLC	Ownership	99.990	Berkshire Hathaway Inc.	NO	
			88-1791668				AHP Housing Fund 325, LLC	DE	NIA	Affordable Housing Partners, Inc.	Ownership	0.010	Berkshire Hathaway Inc.	NO	
			88-1791668				AHP Housing Fund 325, LLC	DE	NIA	AHP Affordable, LLC	Ownership	99.990	Berkshire Hathaway Inc.	NO	
			88-1841033				AHP Housing Fund 326, LLC	DE	NIA	Affordable Housing Partners, Inc.	Ownership	0.010	Berkshire Hathaway Inc.	NO	
			88-1841033				AHP Housing Fund 326, LLC	DE	NIA	AHP Affordable, LLC	Ownership	99.990	Berkshire Hathaway Inc.	NO	
			88-1876859				AHP Housing Fund 327, LLC	DE	NIA	Affordable Housing Partners, Inc.	Ownership	0.010	Berkshire Hathaway Inc.	NO	
			88-1876859				AHP Housing Fund 327, LLC	DE	NIA	AHP Affordable, LLC	Ownership	99.990	Berkshire Hathaway Inc.	NO	
			88-1917979				AHP Housing Fund 328, LLC	DE	NIA	Affordable Housing Partners, Inc.	Ownership	0.010	Berkshire Hathaway Inc.	NO	
			88-1917979				AHP Housing Fund 328, LLC	DE	NIA	AHP Affordable, LLC	Ownership	99.990	Berkshire Hathaway Inc.	NO	
			88-1931898				AHP Housing Fund 329, LLC	DE	NIA	Affordable Housing Partners, Inc.	Ownership	0.010	Berkshire Hathaway Inc.	NO	
			88-1931898				AHP Housing Fund 329, LLC	DE	NIA	AHP Affordable, LLC	Ownership	99.990	Berkshire Hathaway Inc.	NO	
			32-0401323				AHP Housing Fund 33, LLC	DE	NIA	Affordable Housing Partners, Inc.	Ownership	0.010	Berkshire Hathaway Inc.	NO	
			32-0401323				AHP Housing Fund 33, LLC	DE	NIA	AHP Affordable, LLC	Ownership	99.990	Berkshire Hathaway Inc.	NO	
			88-1950438				AHP Housing Fund 330, LLC	DE	NIA	Affordable Housing Partners, Inc.	Ownership	0.010	Berkshire Hathaway Inc.	NO	
			88-1950438				AHP Housing Fund 330, LLC	DE	NIA	AHP Affordable, LLC	Ownership	99.990	Berkshire Hathaway Inc.	NO	
			88-3719022				AHP Housing Fund 331, LLC	DE	NIA	Affordable Housing Partners, Inc.	Ownership	0.010	Berkshire Hathaway Inc.	NO	
			88-3719022				AHP Housing Fund 331, LLC	DE	NIA	AHP Affordable, LLC	Ownership	99.990	Berkshire Hathaway Inc.	NO	
			88-3729001				AHP Housing Fund 332, LLC	DE	NIA	Affordable Housing Partners, Inc.	Ownership	0.010	Berkshire Hathaway Inc.	NO	
			88-3729001				AHP Housing Fund 332, LLC	DE	NIA	AHP Affordable, LLC	Ownership	99.990	Berkshire Hathaway Inc.	NO	
			88-3751559				AHP Housing Fund 333, LLC	DE	NIA	Affordable Housing Partners, Inc.	Ownership	0.010	Berkshire Hathaway Inc.	NO	
			88-3751559				AHP Housing Fund 333, LLC	DE	NIA	AHP Affordable, LLC	Ownership	99.990	Berkshire Hathaway Inc.	NO	
			88-3771611				AHP Housing Fund 334, LLC	DE	NIA	Affordable Housing Partners, Inc.	Ownership	0.010	Berkshire Hathaway Inc.	NO	
			88-3771611				AHP Housing Fund 334, LLC	DE	NIA	AHP Affordable, LLC	Ownership	99.990	Berkshire Hathaway Inc.	NO	
			88-3791671				AHP Housing Fund 335, LLC	DE	NIA	Affordable Housing Partners, Inc.	Ownership	0.010	Berkshire Hathaway Inc.	NO	

53.11

ANNUAL STATEMENT FOR THE YEAR 2023 OF THE General Re Life Corporation

**SCHEDULE Y**

**PART 1A - DETAIL OF INSURANCE HOLDING COMPANY SYSTEM**

1	2	3	4	5	6	7	8	9	10	11	12	13	14	15	16
Group Code	Group Name	NAIC Company Code	ID Number	Federal RSSD	CIK	Name of Securities Exchange if Publicly Traded (U.S. or International)	Names of Parent, Subsidiaries Or Affiliates	Domiciliary Location	Relationship to Reporting Entity	Directly Controlled by (Name of Entity/Person)	Type of Control (Ownership, Board, Management, Attorney-in-Fact, Influence, Other)	If Control is Ownership Provide Percentage	Ultimate Controlling Entity(ies)/Person(s)	Is an SCA Filing Required? (Yes/No)	*
			88-3791671				AHP Housing Fund 335, LLC	DE	NIA	AHP Affordable, LLC	Ownership	99.990	Berkshire Hathaway Inc.	NO	
			88-3810803				AHP Housing Fund 336, LLC	DE	NIA	Affordable Housing Partners, Inc.	Ownership	0.010	Berkshire Hathaway Inc.	NO	
			88-3810803				AHP Housing Fund 336, LLC	DE	NIA	AHP Affordable, LLC	Ownership	99.990	Berkshire Hathaway Inc.	NO	
			88-3836582				AHP Housing Fund 337, LLC	DE	NIA	Affordable Housing Partners, Inc.	Ownership	0.010	Berkshire Hathaway Inc.	NO	
			88-3836582				AHP Housing Fund 337, LLC	DE	NIA	AHP Affordable, LLC	Ownership	99.990	Berkshire Hathaway Inc.	NO	
			88-3860476				AHP Housing Fund 338, LLC	DE	NIA	Affordable Housing Partners, Inc.	Ownership	0.010	Berkshire Hathaway Inc.	NO	
			88-3860476				AHP Housing Fund 338, LLC	DE	NIA	AHP Affordable, LLC	Ownership	99.990	Berkshire Hathaway Inc.	NO	
			88-3881761				AHP Housing Fund 339, LLC	DE	NIA	Affordable Housing Partners, Inc.	Ownership	0.010	Berkshire Hathaway Inc.	NO	
			88-3881761				AHP Housing Fund 339, LLC	DE	NIA	AHP Affordable, LLC	Ownership	99.990	Berkshire Hathaway Inc.	NO	
			36-4754245				AHP Housing Fund 34, LLC	DE	NIA	Affordable Housing Partners, Inc.	Ownership	0.010	Berkshire Hathaway Inc.	NO	
			36-4754245				AHP Housing Fund 34, LLC	DE	NIA	AHP Affordable, LLC	Ownership	99.990	Berkshire Hathaway Inc.	NO	
			88-3901910				AHP Housing Fund 340, LLC	DE	NIA	Affordable Housing Partners, Inc.	Ownership	0.010	Berkshire Hathaway Inc.	NO	
			88-3901910				AHP Housing Fund 340, LLC	DE	NIA	AHP Affordable, LLC	Ownership	99.990	Berkshire Hathaway Inc.	NO	
			92-0601838				AHP Housing Fund 341, LLC	DE	NIA	Affordable Housing Partners, Inc.	Ownership	0.010	Berkshire Hathaway Inc.	NO	
			92-0601838				AHP Housing Fund 341, LLC	DE	NIA	AHP Affordable, LLC	Ownership	99.990	Berkshire Hathaway Inc.	NO	
			88-4159050				AHP Housing Fund 342, LLC	DE	NIA	Affordable Housing Partners, Inc.	Ownership	0.010	Berkshire Hathaway Inc.	NO	
			88-4159050				AHP Housing Fund 342, LLC	DE	NIA	AHP Affordable, LLC	Ownership	99.990	Berkshire Hathaway Inc.	NO	
			92-0627394				AHP Housing Fund 343, LLC	DE	NIA	Affordable Housing Partners, Inc.	Ownership	0.010	Berkshire Hathaway Inc.	NO	
			92-0627394				AHP Housing Fund 343, LLC	DE	NIA	AHP Affordable, LLC	Ownership	99.990	Berkshire Hathaway Inc.	NO	
			92-0647879				AHP Housing Fund 344, LLC	DE	NIA	Affordable Housing Partners, Inc.	Ownership	0.010	Berkshire Hathaway Inc.	NO	
			92-0647879				AHP Housing Fund 344, LLC	DE	NIA	AHP Affordable, LLC	Ownership	99.990	Berkshire Hathaway Inc.	NO	
			92-0657618				AHP Housing Fund 345, LLC	DE	NIA	Affordable Housing Partners, Inc.	Ownership	0.010	Berkshire Hathaway Inc.	NO	
			92-0657618				AHP Housing Fund 345, LLC	DE	NIA	AHP Affordable, LLC	Ownership	99.990	Berkshire Hathaway Inc.	NO	
			92-0673905				AHP Housing Fund 346, LLC	DE	NIA	Affordable Housing Partners, Inc.	Ownership	0.010	Berkshire Hathaway Inc.	NO	
			92-0673905				AHP Housing Fund 346, LLC	DE	NIA	AHP Affordable, LLC	Ownership	99.990	Berkshire Hathaway Inc.	NO	
			88-4189569				AHP Housing Fund 347, LLC	DE	NIA	Affordable Housing Partners, Inc.	Ownership	0.010	Berkshire Hathaway Inc.	NO	
			88-4189569				AHP Housing Fund 347, LLC	DE	NIA	AHP Affordable, LLC	Ownership	99.990	Berkshire Hathaway Inc.	NO	
			92-0727762				AHP Housing Fund 348, LLC	DE	NIA	Affordable Housing Partners, Inc.	Ownership	0.010	Berkshire Hathaway Inc.	NO	
			92-0727762				AHP Housing Fund 348, LLC	DE	NIA	AHP Affordable, LLC	Ownership	99.990	Berkshire Hathaway Inc.	NO	
			92-0744407				AHP Housing Fund 349, LLC	DE	NIA	Affordable Housing Partners, Inc.	Ownership	0.010	Berkshire Hathaway Inc.	NO	
			92-0744407				AHP Housing Fund 349, LLC	DE	NIA	AHP Affordable, LLC	Ownership	99.990	Berkshire Hathaway Inc.	NO	
			37-1714447				AHP Housing Fund 35, LLC	DE	NIA	Affordable Housing Partners, Inc.	Ownership	0.010	Berkshire Hathaway Inc.	NO	
			37-1714447				AHP Housing Fund 35, LLC	DE	NIA	AHP Affordable, LLC	Ownership	99.990	Berkshire Hathaway Inc.	NO	
			88-4201422				AHP Housing Fund 350, LLC	DE	NIA	Affordable Housing Partners, Inc.	Ownership	0.010	Berkshire Hathaway Inc.	NO	
			88-4201422				AHP Housing Fund 350, LLC	DE	NIA	AHP Affordable, LLC	Ownership	99.990	Berkshire Hathaway Inc.	NO	
			92-2243358				AHP Housing Fund 351, LLC	DE	NIA	Affordable Housing Partners, Inc.	Ownership	0.010	Berkshire Hathaway Inc.	NO	
			92-2243358				AHP Housing Fund 351, LLC	DE	NIA	AHP Affordable, LLC	Ownership	99.990	Berkshire Hathaway Inc.	NO	
			92-2276023				AHP Housing Fund 352, LLC	DE	NIA	Affordable Housing Partners, Inc.	Ownership	0.010	Berkshire Hathaway Inc.	NO	
			92-2276023				AHP Housing Fund 352, LLC	DE	NIA	AHP Affordable, LLC	Ownership	99.990	Berkshire Hathaway Inc.	NO	
			92-2298452				AHP Housing Fund 353, LLC	DE	NIA	Affordable Housing Partners, Inc.	Ownership	0.010	Berkshire Hathaway Inc.	NO	
			92-2298452				AHP Housing Fund 353, LLC	DE	NIA	AHP Affordable, LLC	Ownership	99.990	Berkshire Hathaway Inc.	NO	
			92-2327056				AHP Housing Fund 354, LLC	DE	NIA	Affordable Housing Partners, Inc.	Ownership	0.010	Berkshire Hathaway Inc.	NO	
			92-2327056				AHP Housing Fund 354, LLC	DE	NIA	AHP Affordable, LLC	Ownership	99.990	Berkshire Hathaway Inc.	NO	
			92-2352744				AHP Housing Fund 355, LLC	DE	NIA	Affordable Housing Partners, Inc.	Ownership	0.010	Berkshire Hathaway Inc.	NO	
			92-2352744				AHP Housing Fund 355, LLC	DE	NIA	AHP Affordable, LLC	Ownership	99.990	Berkshire Hathaway Inc.	NO	
			92-2377965				AHP Housing Fund 356, LLC	DE	NIA	Affordable Housing Partners, Inc.	Ownership	0.010	Berkshire Hathaway Inc.	NO	
			92-2377965				AHP Housing Fund 356, LLC	DE	NIA	AHP Affordable, LLC	Ownership	99.990	Berkshire Hathaway Inc.	NO	
			92-2406113				AHP Housing Fund 357, LLC	DE	NIA	Affordable Housing Partners, Inc.	Ownership	0.010	Berkshire Hathaway Inc.	NO	
			92-2406113				AHP Housing Fund 357, LLC	DE	NIA	AHP Affordable, LLC	Ownership	99.990	Berkshire Hathaway Inc.	NO	



ANNUAL STATEMENT FOR THE YEAR 2023 OF THE General Re Life Corporation

**SCHEDULE Y**

**PART 1A - DETAIL OF INSURANCE HOLDING COMPANY SYSTEM**

1	2	3	4	5	6	7	8	9	10	11	12	13	14	15	16
Group Code	Group Name	NAIC Company Code	ID Number	Federal RSSD	CIK	Name of Securities Exchange if Publicly Traded (U.S. or International)	Names of Parent, Subsidiaries Or Affiliates	Domiciliary Location	Relationship to Reporting Entity	Directly Controlled by (Name of Entity/Person)	Type of Control (Ownership, Board, Management, Attorney-in-Fact, Influence, Other)	If Control is Ownership Provide Percentage	Ultimate Controlling Entity(ies)/Person(s)	Is an SCA Filing Required? (Yes/No)	*
			92-2430552				AHP Housing Fund 358, LLC	DE	NIA	Affordable Housing Partners, Inc.	Ownership	0.010	Berkshire Hathaway Inc.	NO	
			92-2430552				AHP Housing Fund 358, LLC	DE	NIA	AHP Affordable, LLC	Ownership	99.990	Berkshire Hathaway Inc.	NO	
			92-2449563				AHP Housing Fund 359, LLC	DE	NIA	Affordable Housing Partners, Inc.	Ownership	0.010	Berkshire Hathaway Inc.	NO	
			92-2449563				AHP Housing Fund 359, LLC	DE	NIA	AHP Affordable, LLC	Ownership	99.990	Berkshire Hathaway Inc.	NO	
			38-3902079				AHP Housing Fund 36, LLC	DE	NIA	Affordable Housing Partners, Inc.	Ownership	0.010	Berkshire Hathaway Inc.	NO	
			38-3902079				AHP Housing Fund 36, LLC	DE	NIA	AHP Affordable, LLC	Ownership	99.990	Berkshire Hathaway Inc.	NO	
			92-2479176				AHP Housing Fund 360, LLC	DE	NIA	Affordable Housing Partners, Inc.	Ownership	0.010	Berkshire Hathaway Inc.	NO	
			92-2479176				AHP Housing Fund 360, LLC	DE	NIA	AHP Affordable, LLC	Ownership	99.990	Berkshire Hathaway Inc.	NO	
			92-3991389				AHP Housing Fund 361, LLC	DE	NIA	Affordable Housing Partners, Inc.	Ownership	0.010	Berkshire Hathaway Inc.	NO	
			92-3991389				AHP Housing Fund 361, LLC	DE	NIA	AHP Affordable, LLC	Ownership	99.990	Berkshire Hathaway Inc.	NO	
			92-4016696				AHP Housing Fund 362, LLC	DE	NIA	Affordable Housing Partners, Inc.	Ownership	0.010	Berkshire Hathaway Inc.	NO	
			92-4016696				AHP Housing Fund 362, LLC	DE	NIA	AHP Affordable, LLC	Ownership	99.990	Berkshire Hathaway Inc.	NO	
			93-1342122				AHP Housing Fund 363, LLC	DE	NIA	Affordable Housing Partners, Inc.	Ownership	0.010	Berkshire Hathaway Inc.	NO	
			93-1342122				AHP Housing Fund 363, LLC	DE	NIA	AHP Affordable, LLC	Ownership	99.990	Berkshire Hathaway Inc.	NO	
			93-1367090				AHP Housing Fund 364, LLC	DE	NIA	Affordable Housing Partners, Inc.	Ownership	0.010	Berkshire Hathaway Inc.	NO	
			93-1367090				AHP Housing Fund 364, LLC	DE	NIA	AHP Affordable, LLC	Ownership	99.990	Berkshire Hathaway Inc.	NO	
			93-1399654				AHP Housing Fund 365, LLC	DE	NIA	Affordable Housing Partners, Inc.	Ownership	0.010	Berkshire Hathaway Inc.	NO	
			93-1399654				AHP Housing Fund 365, LLC	DE	NIA	AHP Affordable, LLC	Ownership	99.990	Berkshire Hathaway Inc.	NO	
			93-1419998				AHP Housing Fund 366, LLC	DE	NIA	Affordable Housing Partners, Inc.	Ownership	0.010	Berkshire Hathaway Inc.	NO	
			93-1419998				AHP Housing Fund 366, LLC	DE	NIA	AHP Affordable, LLC	Ownership	99.990	Berkshire Hathaway Inc.	NO	
			93-1449343				AHP Housing Fund 367, LLC	DE	NIA	Affordable Housing Partners, Inc.	Ownership	0.010	Berkshire Hathaway Inc.	NO	
			93-1449343				AHP Housing Fund 367, LLC	DE	NIA	AHP Affordable, LLC	Ownership	99.990	Berkshire Hathaway Inc.	NO	
			93-1468398				AHP Housing Fund 368, LLC	DE	NIA	Affordable Housing Partners, Inc.	Ownership	0.010	Berkshire Hathaway Inc.	NO	
			93-1468398				AHP Housing Fund 368, LLC	DE	NIA	AHP Affordable, LLC	Ownership	99.990	Berkshire Hathaway Inc.	NO	
			93-1494333				AHP Housing Fund 369, LLC	DE	NIA	Affordable Housing Partners, Inc.	Ownership	0.010	Berkshire Hathaway Inc.	NO	
			93-1494333				AHP Housing Fund 369, LLC	DE	NIA	AHP Affordable, LLC	Ownership	99.990	Berkshire Hathaway Inc.	NO	
			35-2471973				AHP Housing Fund 37, LLC	DE	NIA	Affordable Housing Partners, Inc.	Ownership	0.010	Berkshire Hathaway Inc.	NO	
			35-2471973				AHP Housing Fund 37, LLC	DE	NIA	AHP Affordable, LLC	Ownership	99.990	Berkshire Hathaway Inc.	NO	
			93-1518031				AHP Housing Fund 370, LLC	DE	NIA	Affordable Housing Partners, Inc.	Ownership	0.010	Berkshire Hathaway Inc.	NO	
			93-1518031				AHP Housing Fund 370, LLC	DE	NIA	AHP Affordable, LLC	Ownership	99.990	Berkshire Hathaway Inc.	NO	
			35-2472106				AHP Housing Fund 38, LLC	DE	NIA	Affordable Housing Partners, Inc.	Ownership	0.010	Berkshire Hathaway Inc.	NO	
			35-2472106				AHP Housing Fund 38, LLC	DE	NIA	AHP Affordable, LLC	Ownership	99.990	Berkshire Hathaway Inc.	NO	
			38-3902536				AHP Housing Fund 39, LLC	DE	NIA	Affordable Housing Partners, Inc.	Ownership	0.010	Berkshire Hathaway Inc.	NO	
			38-3902536				AHP Housing Fund 39, LLC	DE	NIA	AHP Affordable, LLC	Ownership	99.990	Berkshire Hathaway Inc.	NO	
			35-2447999				AHP Housing Fund 4, LLC	NV	NIA	Affordable Housing Partners, Inc.	Ownership	0.010	Berkshire Hathaway Inc.	NO	
			35-2447999				AHP Housing Fund 4, LLC	NV	NIA	AHP Affordable, LLC	Ownership	99.990	Berkshire Hathaway Inc.	NO	
			61-1708891				AHP Housing Fund 40, LLC	DE	NIA	Affordable Housing Partners, Inc.	Ownership	0.010	Berkshire Hathaway Inc.	NO	
			61-1708891				AHP Housing Fund 40, LLC	DE	NIA	AHP Affordable, LLC	Ownership	99.990	Berkshire Hathaway Inc.	NO	
			35-2473885				AHP Housing Fund 41, LLC	DE	NIA	Affordable Housing Partners, Inc.	Ownership	0.010	Berkshire Hathaway Inc.	NO	
			35-2473885				AHP Housing Fund 41, LLC	DE	NIA	AHP Affordable, LLC	Ownership	99.990	Berkshire Hathaway Inc.	NO	
			37-1730403				AHP Housing Fund 42, LLC	DE	NIA	Affordable Housing Partners, Inc.	Ownership	0.010	Berkshire Hathaway Inc.	NO	
			37-1730403				AHP Housing Fund 42, LLC	DE	NIA	AHP Affordable, LLC	Ownership	99.990	Berkshire Hathaway Inc.	NO	
			36-4759558				AHP Housing Fund 43, LLC	DE	NIA	Affordable Housing Partners, Inc.	Ownership	0.010	Berkshire Hathaway Inc.	NO	
			36-4759558				AHP Housing Fund 43, LLC	DE	NIA	AHP Affordable, LLC	Ownership	99.990	Berkshire Hathaway Inc.	NO	
			35-2474426				AHP Housing Fund 44, LLC	DE	NIA	Affordable Housing Partners, Inc.	Ownership	0.010	Berkshire Hathaway Inc.	NO	
			35-2474426				AHP Housing Fund 44, LLC	DE	NIA	AHP Affordable, LLC	Ownership	99.990	Berkshire Hathaway Inc.	NO	
			32-0408414				AHP Housing Fund 45, LLC	DE	NIA	Affordable Housing Partners, Inc.	Ownership	0.010	Berkshire Hathaway Inc.	NO	
			32-0408414				AHP Housing Fund 45, LLC	DE	NIA	AHP Affordable, LLC	Ownership	99.990	Berkshire Hathaway Inc.	NO	
			38-3906191				AHP Housing Fund 46, LLC	DE	NIA	Affordable Housing Partners, Inc.	Ownership	0.010	Berkshire Hathaway Inc.	NO	

ANNUAL STATEMENT FOR THE YEAR 2023 OF THE General Re Life Corporation

**SCHEDULE Y**  
**PART 1A - DETAIL OF INSURANCE HOLDING COMPANY SYSTEM**

1	2	3	4	5	6	7	8	9	10	11	12	13	14	15	16
Group Code	Group Name	NAIC Company Code	ID Number	Federal RSSD	CIK	Name of Securities Exchange if Publicly Traded (U.S. or International)	Names of Parent, Subsidiaries Or Affiliates	Domiciliary Location	Relationship to Reporting Entity	Directly Controlled by (Name of Entity/Person)	Type of Control (Ownership, Board, Management, Attorney-in-Fact, Influence, Other)	If Control is Ownership Provide Percentage	Ultimate Controlling Entity(ies)/Person(s)	Is an SCA Filing Required? (Yes/No)	*
			38-3906191				AHP Housing Fund 46, LLC	DE	NIA	AHP Affordable, LLC	Ownership	99.990	Berkshire Hathaway Inc.	NO	
			37-1732357				AHP Housing Fund 47, LLC	DE	NIA	Affordable Housing Partners, Inc.	Ownership	0.010	Berkshire Hathaway Inc.	NO	
			37-1732357				AHP Housing Fund 47, LLC	DE	NIA	AHP Affordable, LLC	Ownership	99.990	Berkshire Hathaway Inc.	NO	
			61-1712848				AHP Housing Fund 48, LLC	DE	NIA	Affordable Housing Partners, Inc.	Ownership	0.010	Berkshire Hathaway Inc.	NO	
			61-1712848				AHP Housing Fund 48, LLC	DE	NIA	AHP Affordable, LLC	Ownership	99.990	Berkshire Hathaway Inc.	NO	
			61-1712834				AHP Housing Fund 49, LLC	DE	NIA	Affordable Housing Partners, Inc.	Ownership	0.010	Berkshire Hathaway Inc.	NO	
			61-1712834				AHP Housing Fund 49, LLC	DE	NIA	AHP Affordable, LLC	Ownership	99.990	Berkshire Hathaway Inc.	NO	
			61-1686064				AHP Housing Fund 5, LLC	NV	NIA	Affordable Housing Partners, Inc.	Ownership	0.010	Berkshire Hathaway Inc.	NO	
			61-1686064				AHP Housing Fund 5, LLC	NV	NIA	AHP State Affordable 3, LLC	Ownership	99.990	Berkshire Hathaway Inc.	NO	
			36-4761904				AHP Housing Fund 50, LLC	DE	NIA	Affordable Housing Partners, Inc.	Ownership	0.010	Berkshire Hathaway Inc.	NO	
			36-4761904				AHP Housing Fund 50, LLC	DE	NIA	AHP Affordable, LLC	Ownership	99.990	Berkshire Hathaway Inc.	NO	
			36-4766883				AHP Housing Fund 51, LLC	DE	NIA	Affordable Housing Partners, Inc.	Ownership	0.010	Berkshire Hathaway Inc.	NO	
			36-4766883				AHP Housing Fund 51, LLC	DE	NIA	AHP Affordable, LLC	Ownership	99.990	Berkshire Hathaway Inc.	NO	
			36-4766761				AHP Housing Fund 52, LLC	DE	NIA	Affordable Housing Partners, Inc.	Ownership	0.010	Berkshire Hathaway Inc.	NO	
			36-4766761				AHP Housing Fund 52, LLC	DE	NIA	AHP Affordable, LLC	Ownership	99.990	Berkshire Hathaway Inc.	NO	
			35-2481833				AHP Housing Fund 53, LLC	DE	NIA	Affordable Housing Partners, Inc.	Ownership	0.010	Berkshire Hathaway Inc.	NO	
			35-2481833				AHP Housing Fund 53, LLC	DE	NIA	AHP Affordable, LLC	Ownership	99.990	Berkshire Hathaway Inc.	NO	
			35-2482129				AHP Housing Fund 54, LLC	DE	NIA	Affordable Housing Partners, Inc.	Ownership	0.010	Berkshire Hathaway Inc.	NO	
			35-2482129				AHP Housing Fund 54, LLC	DE	NIA	AHP Affordable, LLC	Ownership	99.990	Berkshire Hathaway Inc.	NO	
			35-2482304				AHP Housing Fund 55, LLC	DE	NIA	Affordable Housing Partners, Inc.	Ownership	0.010	Berkshire Hathaway Inc.	NO	
			35-2482304				AHP Housing Fund 55, LLC	DE	NIA	AHP Affordable, LLC	Ownership	99.990	Berkshire Hathaway Inc.	NO	
			36-4769781				AHP Housing Fund 56, LLC	DE	NIA	Affordable Housing Partners, Inc.	Ownership	0.010	Berkshire Hathaway Inc.	NO	
			36-4769781				AHP Housing Fund 56, LLC	DE	NIA	AHP Affordable, LLC	Ownership	99.990	Berkshire Hathaway Inc.	NO	
			35-2485081				AHP Housing Fund 57, LLC	DE	NIA	Affordable Housing Partners, Inc.	Ownership	0.010	Berkshire Hathaway Inc.	NO	
			35-2485081				AHP Housing Fund 57, LLC	DE	NIA	AHP Affordable, LLC	Ownership	99.990	Berkshire Hathaway Inc.	NO	
			61-1720994				AHP Housing Fund 58, LLC	DE	NIA	Affordable Housing Partners, Inc.	Ownership	0.010	Berkshire Hathaway Inc.	NO	
			61-1720994				AHP Housing Fund 58, LLC	DE	NIA	AHP Affordable, LLC	Ownership	99.990	Berkshire Hathaway Inc.	NO	
			30-0796821				AHP Housing Fund 59, LLC	DE	NIA	Affordable Housing Partners, Inc.	Ownership	0.010	Berkshire Hathaway Inc.	NO	
			30-0796821				AHP Housing Fund 59, LLC	DE	NIA	AHP Affordable, LLC	Ownership	99.990	Berkshire Hathaway Inc.	NO	
			36-4736685				AHP Housing Fund 6, LLC	DE	NIA	Affordable Housing Partners, Inc.	Ownership	0.010	Berkshire Hathaway Inc.	NO	
			36-4736685				AHP Housing Fund 6, LLC	DE	NIA	AHP State Affordable 3, LLC	Ownership	99.990	Berkshire Hathaway Inc.	NO	
			32-0419250				AHP Housing Fund 60, LLC	DE	NIA	Affordable Housing Partners, Inc.	Ownership	0.010	Berkshire Hathaway Inc.	NO	
			32-0419250				AHP Housing Fund 60, LLC	DE	NIA	AHP Affordable, LLC	Ownership	99.990	Berkshire Hathaway Inc.	NO	
			37-1747784				AHP Housing Fund 61, LLC	DE	NIA	Affordable Housing Partners, Inc.	Ownership	0.010	Berkshire Hathaway Inc.	NO	
			37-1747784				AHP Housing Fund 61, LLC	DE	NIA	AHP Affordable, LLC	Ownership	99.990	Berkshire Hathaway Inc.	NO	
			37-1747645				AHP Housing Fund 62, LLC	DE	NIA	Affordable Housing Partners, Inc.	Ownership	0.010	Berkshire Hathaway Inc.	NO	
			37-1747645				AHP Housing Fund 62, LLC	DE	NIA	AHP Affordable, LLC	Ownership	99.990	Berkshire Hathaway Inc.	NO	
			36-4776817				AHP Housing Fund 63, LLC	DE	NIA	Affordable Housing Partners, Inc.	Ownership	0.010	Berkshire Hathaway Inc.	NO	
			36-4776817				AHP Housing Fund 63, LLC	DE	NIA	AHP Affordable, LLC	Ownership	99.990	Berkshire Hathaway Inc.	NO	
			38-3922251				AHP Housing Fund 64, LLC	DE	NIA	Affordable Housing Partners, Inc.	Ownership	0.010	Berkshire Hathaway Inc.	NO	
			38-3922251				AHP Housing Fund 64, LLC	DE	NIA	AHP Affordable, LLC	Ownership	99.990	Berkshire Hathaway Inc.	NO	
			30-0806700				AHP Housing Fund 65, LLC	DE	NIA	Affordable Housing Partners, Inc.	Ownership	0.010	Berkshire Hathaway Inc.	NO	
			30-0806700				AHP Housing Fund 65, LLC	DE	NIA	AHP Affordable, LLC	Ownership	99.990	Berkshire Hathaway Inc.	NO	
			30-0809323				AHP Housing Fund 66, LLC	DE	NIA	Affordable Housing Partners, Inc.	Ownership	0.010	Berkshire Hathaway Inc.	NO	
			30-0809323				AHP Housing Fund 66, LLC	DE	NIA	AHP Affordable, LLC	Ownership	99.990	Berkshire Hathaway Inc.	NO	
			32-0433421				AHP Housing Fund 67, LLC	DE	NIA	Affordable Housing Partners, Inc.	Ownership	0.010	Berkshire Hathaway Inc.	NO	
			32-0433421				AHP Housing Fund 67, LLC	DE	NIA	AHP Affordable, LLC	Ownership	99.990	Berkshire Hathaway Inc.	NO	
			37-1750454				AHP Housing Fund 68, LLC	DE	NIA	Affordable Housing Partners, Inc.	Ownership	0.010	Berkshire Hathaway Inc.	NO	
			37-1750454				AHP Housing Fund 68, LLC	DE	NIA	AHP Affordable, LLC	Ownership	99.990	Berkshire Hathaway Inc.	NO	

ANNUAL STATEMENT FOR THE YEAR 2023 OF THE General Re Life Corporation

**SCHEDULE Y**

**PART 1A - DETAIL OF INSURANCE HOLDING COMPANY SYSTEM**

1	2	3	4	5	6	7	8	9	10	11	12	13	14	15	16
Group Code	Group Name	NAIC Company Code	ID Number	Federal RSSD	CIK	Name of Securities Exchange if Publicly Traded (U.S. or International)	Names of Parent, Subsidiaries Or Affiliates	Domiciliary Location	Relationship to Reporting Entity	Directly Controlled by (Name of Entity/Person)	Type of Control (Ownership, Board, Management, Attorney-in-Fact, Influence, Other)	If Control is Ownership Provide Percentage	Ultimate Controlling Entity(ies)/Person(s)	Is an SCA Filing Required? (Yes/No)	*
			36-4779168				AHP Housing Fund 69, LLC	DE	NIA	Affordable Housing Partners, Inc.	Ownership	0.010	Berkshire Hathaway Inc.	NO	
			36-4779168				AHP Housing Fund 69, LLC	DE	NIA	AHP Affordable, LLC	Ownership	99.990	Berkshire Hathaway Inc.	NO	
			37-1696391				AHP Housing Fund 7, LLC	DE	NIA	Affordable Housing Partners, Inc.	Ownership	0.010	Berkshire Hathaway Inc.	NO	
			37-1696391				AHP Housing Fund 7, LLC	DE	NIA	AHP State Affordable 3, LLC	Ownership	99.990	Berkshire Hathaway Inc.	NO	
			38-3924882				AHP Housing Fund 70, LLC	DE	NIA	Affordable Housing Partners, Inc.	Ownership	0.010	Berkshire Hathaway Inc.	NO	
			38-3924882				AHP Housing Fund 70, LLC	DE	NIA	AHP Affordable, LLC	Ownership	99.990	Berkshire Hathaway Inc.	NO	
			38-3924866				AHP Housing Fund 71, LLC	DE	NIA	Affordable Housing Partners, Inc.	Ownership	0.010	Berkshire Hathaway Inc.	NO	
			38-3924866				AHP Housing Fund 71, LLC	DE	NIA	AHP Affordable, LLC	Ownership	99.990	Berkshire Hathaway Inc.	NO	
			30-0819271				AHP Housing Fund 72, LLC	DE	NIA	Affordable Housing Partners, Inc.	Ownership	0.010	Berkshire Hathaway Inc.	NO	
			30-0819271				AHP Housing Fund 72, LLC	DE	NIA	AHP Affordable, LLC	Ownership	99.990	Berkshire Hathaway Inc.	NO	
			32-0437224				AHP Housing Fund 73, LLC	DE	NIA	Affordable Housing Partners, Inc.	Ownership	0.010	Berkshire Hathaway Inc.	NO	
			32-0437224				AHP Housing Fund 73, LLC	DE	NIA	AHP Affordable, LLC	Ownership	99.990	Berkshire Hathaway Inc.	NO	
			37-1754306				AHP Housing Fund 74, LLC	DE	NIA	Affordable Housing Partners, Inc.	Ownership	0.010	Berkshire Hathaway Inc.	NO	
			37-1754306				AHP Housing Fund 74, LLC	DE	NIA	AHP Affordable, LLC	Ownership	99.990	Berkshire Hathaway Inc.	NO	
			38-3928485				AHP Housing Fund 75, LLC	DE	NIA	Affordable Housing Partners, Inc.	Ownership	0.010	Berkshire Hathaway Inc.	NO	
			38-3928485				AHP Housing Fund 75, LLC	DE	NIA	AHP Affordable, LLC	Ownership	99.990	Berkshire Hathaway Inc.	NO	
			36-4784982				AHP Housing Fund 76, LLC	DE	NIA	Affordable Housing Partners, Inc.	Ownership	0.010	Berkshire Hathaway Inc.	NO	
			36-4784982				AHP Housing Fund 76, LLC	DE	NIA	AHP Affordable, LLC	Ownership	99.990	Berkshire Hathaway Inc.	NO	
			61-1736688				AHP Housing Fund 77, LLC	DE	NIA	Affordable Housing Partners, Inc.	Ownership	0.010	Berkshire Hathaway Inc.	NO	
			61-1736688				AHP Housing Fund 77, LLC	DE	NIA	AHP Affordable, LLC	Ownership	99.990	Berkshire Hathaway Inc.	NO	
			37-1756514				AHP Housing Fund 78, LLC	DE	NIA	Affordable Housing Partners, Inc.	Ownership	0.010	Berkshire Hathaway Inc.	NO	
			37-1756514				AHP Housing Fund 78, LLC	DE	NIA	AHP Affordable, LLC	Ownership	99.990	Berkshire Hathaway Inc.	NO	
			35-2506966				AHP Housing Fund 79, LLC	DE	NIA	Affordable Housing Partners, Inc.	Ownership	0.010	Berkshire Hathaway Inc.	NO	
			35-2506966				AHP Housing Fund 79, LLC	DE	NIA	AHP Affordable, LLC	Ownership	99.990	Berkshire Hathaway Inc.	NO	
			38-3879542				AHP Housing Fund 8, LLC	DE	NIA	Affordable Housing Partners, Inc.	Ownership	0.010	Berkshire Hathaway Inc.	NO	
			38-3879542				AHP Housing Fund 8, LLC	DE	NIA	AHP Affordable, LLC	Ownership	99.990	Berkshire Hathaway Inc.	NO	
			38-3931007				AHP Housing Fund 80, LLC	DE	NIA	Affordable Housing Partners, Inc.	Ownership	0.010	Berkshire Hathaway Inc.	NO	
			38-3931007				AHP Housing Fund 80, LLC	DE	NIA	AHP Affordable, LLC	Ownership	99.990	Berkshire Hathaway Inc.	NO	
			37-1760827				AHP Housing Fund 81, LLC	DE	NIA	Affordable Housing Partners, Inc.	Ownership	0.010	Berkshire Hathaway Inc.	NO	
			37-1760827				AHP Housing Fund 81, LLC	DE	NIA	AHP Affordable, LLC	Ownership	99.990	Berkshire Hathaway Inc.	NO	
			37-1760982				AHP Housing Fund 82, LLC	DE	NIA	Affordable Housing Partners, Inc.	Ownership	0.010	Berkshire Hathaway Inc.	NO	
			37-1760982				AHP Housing Fund 82, LLC	DE	NIA	AHP Affordable, LLC	Ownership	99.990	Berkshire Hathaway Inc.	NO	
			32-0444400				AHP Housing Fund 83, LLC	DE	NIA	Affordable Housing Partners, Inc.	Ownership	0.010	Berkshire Hathaway Inc.	NO	
			32-0444400				AHP Housing Fund 83, LLC	DE	NIA	AHP Affordable, LLC	Ownership	99.990	Berkshire Hathaway Inc.	NO	
			38-3935611				AHP Housing Fund 84, LLC	DE	NIA	Affordable Housing Partners, Inc.	Ownership	0.010	Berkshire Hathaway Inc.	NO	
			38-3935611				AHP Housing Fund 84, LLC	DE	NIA	AHP Affordable, LLC	Ownership	99.990	Berkshire Hathaway Inc.	NO	
			37-1761560				AHP Housing Fund 85, LLC	DE	NIA	Affordable Housing Partners, Inc.	Ownership	0.010	Berkshire Hathaway Inc.	NO	
			37-1761560				AHP Housing Fund 85, LLC	DE	NIA	AHP Affordable, LLC	Ownership	99.990	Berkshire Hathaway Inc.	NO	
			30-0841960				AHP Housing Fund 86, LLC	DE	NIA	Affordable Housing Partners, Inc.	Ownership	0.010	Berkshire Hathaway Inc.	NO	
			30-0841960				AHP Housing Fund 86, LLC	DE	NIA	AHP Affordable, LLC	Ownership	99.990	Berkshire Hathaway Inc.	NO	
			37-1766203				AHP Housing Fund 87, LLC	DE	NIA	Affordable Housing Partners, Inc.	Ownership	0.010	Berkshire Hathaway Inc.	NO	
			37-1766203				AHP Housing Fund 87, LLC	DE	NIA	AHP Affordable, LLC	Ownership	99.990	Berkshire Hathaway Inc.	NO	
			37-1766144				AHP Housing Fund 88, LLC	DE	NIA	Affordable Housing Partners, Inc.	Ownership	0.010	Berkshire Hathaway Inc.	NO	
			37-1766144				AHP Housing Fund 88, LLC	DE	NIA	AHP Affordable, LLC	Ownership	99.990	Berkshire Hathaway Inc.	NO	
			38-3941115				AHP Housing Fund 89, LLC	DE	NIA	Affordable Housing Partners, Inc.	Ownership	0.010	Berkshire Hathaway Inc.	NO	
			38-3941115				AHP Housing Fund 89, LLC	DE	NIA	AHP Affordable, LLC	Ownership	99.990	Berkshire Hathaway Inc.	NO	
			38-3879644				AHP Housing Fund 9, LLC	DE	NIA	Affordable Housing Partners, Inc.	Ownership	0.010	Berkshire Hathaway Inc.	NO	
			38-3879644				AHP Housing Fund 9, LLC	DE	NIA	AHP Affordable, LLC	Ownership	99.990	Berkshire Hathaway Inc.	NO	
			36-4795421				AHP Housing Fund 90, LLC	DE	NIA	Affordable Housing Partners, Inc.	Ownership	0.010	Berkshire Hathaway Inc.	NO	

53.15

ANNUAL STATEMENT FOR THE YEAR 2023 OF THE General Re Life Corporation

**SCHEDULE Y**

**PART 1A - DETAIL OF INSURANCE HOLDING COMPANY SYSTEM**

1	2	3	4	5	6	7	8	9	10	11	12	13	14	15	16
Group Code	Group Name	NAIC Company Code	ID Number	Federal RSSD	CIK	Name of Securities Exchange if Publicly Traded (U.S. or International)	Names of Parent, Subsidiaries Or Affiliates	Domiciliary Location	Relationship to Reporting Entity	Directly Controlled by (Name of Entity/Person)	Type of Control (Ownership, Board, Management, Attorney-in-Fact, Influence, Other)	If Control is Ownership Provide Percentage	Ultimate Controlling Entity(ies)/Person(s)	Is an SCA Filing Required? (Yes/No)	*
			36-4795421				AHP Housing Fund 90, LLC	DE	NIA	AHP Affordable, LLC	Ownership	99.990	Berkshire Hathaway Inc.	NO	
			32-0455387				AHP Housing Fund 91, LLC	DE	NIA	Affordable Housing Partners, Inc.	Ownership	0.010	Berkshire Hathaway Inc.	NO	
			32-0455387				AHP Housing Fund 91, LLC	DE	NIA	AHP Affordable, LLC	Ownership	99.990	Berkshire Hathaway Inc.	NO	
			61-1752340				AHP Housing Fund 92, LLC	DE	NIA	Affordable Housing Partners, Inc.	Ownership	0.010	Berkshire Hathaway Inc.	NO	
			61-1752340				AHP Housing Fund 92, LLC	DE	NIA	AHP Affordable, LLC	Ownership	99.990	Berkshire Hathaway Inc.	NO	
			35-2523462				AHP Housing Fund 93, LLC	DE	NIA	Affordable Housing Partners, Inc.	Ownership	0.010	Berkshire Hathaway Inc.	NO	
			35-2523462				AHP Housing Fund 93, LLC	DE	NIA	AHP Affordable, LLC	Ownership	99.990	Berkshire Hathaway Inc.	NO	
			32-0455837				AHP Housing Fund 94, LLC	DE	NIA	Affordable Housing Partners, Inc.	Ownership	0.010	Berkshire Hathaway Inc.	NO	
			32-0455837				AHP Housing Fund 94, LLC	DE	NIA	AHP Affordable, LLC	Ownership	99.990	Berkshire Hathaway Inc.	NO	
			36-4801123				AHP Housing Fund 95, LLC	DE	NIA	Affordable Housing Partners, Inc.	Ownership	0.010	Berkshire Hathaway Inc.	NO	
			36-4801123				AHP Housing Fund 95, LLC	DE	NIA	AHP Affordable, LLC	Ownership	99.990	Berkshire Hathaway Inc.	NO	
			38-3953295				AHP Housing Fund 96, LLC	DE	NIA	Affordable Housing Partners, Inc.	Ownership	0.010	Berkshire Hathaway Inc.	NO	
			38-3953295				AHP Housing Fund 96, LLC	DE	NIA	AHP Affordable, LLC	Ownership	99.990	Berkshire Hathaway Inc.	NO	
			32-0457110				AHP Housing Fund 97, LLC	DE	NIA	Affordable Housing Partners, Inc.	Ownership	0.010	Berkshire Hathaway Inc.	NO	
			32-0457110				AHP Housing Fund 97, LLC	DE	NIA	AHP Affordable, LLC	Ownership	99.990	Berkshire Hathaway Inc.	NO	
			32-0457171				AHP Housing Fund 98, LLC	DE	NIA	Affordable Housing Partners, Inc.	Ownership	0.010	Berkshire Hathaway Inc.	NO	
			32-0457171				AHP Housing Fund 98, LLC	DE	NIA	AHP Affordable, LLC	Ownership	99.990	Berkshire Hathaway Inc.	NO	
			32-0457278				AHP Housing Fund 99, LLC	DE	NIA	Affordable Housing Partners, Inc.	Ownership	0.010	Berkshire Hathaway Inc.	NO	
			32-0457278				AHP Housing Fund 99, LLC	DE	NIA	AHP Affordable, LLC	Ownership	99.990	Berkshire Hathaway Inc.	NO	
			84-3047721				AHP SLP LLC	DE	NIA	Affordable Housing Partners, Inc.	Ownership	0.010	Berkshire Hathaway Inc.	NO	
			84-3047721				AHP SLP LLC	DE	NIA	AHP Affordable, LLC	Ownership	99.990	Berkshire Hathaway Inc.	NO	
			37-1737103				AHP State Affordable 1, LLC	DE	NIA	AHP 1, L.P.	Ownership	0.010	Berkshire Hathaway Inc.	NO	
			37-1737103				AHP State Affordable 1, LLC	DE	NIA	GEICO Casualty Company	Ownership	0.010	Berkshire Hathaway Inc.	NO	
			37-1737103				AHP State Affordable 1, LLC	DE	NIA	GEICO General Insurance Company	Ownership	0.010	Berkshire Hathaway Inc.	NO	
			37-1737103				AHP State Affordable 1, LLC	DE	NIA	GEICO Indemnity Company	Ownership	0.010	Berkshire Hathaway Inc.	NO	
			37-1737103				AHP State Affordable 1, LLC	DE	NIA	Government Employees Insurance Company	Ownership	99.960	Berkshire Hathaway Inc.	NO	
			32-0481155				AHP State Affordable 2, LLC	DE	NIA	AHP 1, L.P.	Ownership	0.010	Berkshire Hathaway Inc.	NO	
			32-0481155				AHP State Affordable 2, LLC	DE	NIA	BNSF Railway Company	Ownership	99.990	Berkshire Hathaway Inc.	NO	
			83-3050414				AHP State Affordable 3, LLC	DE	NIA	Affordable Housing Partners, Inc.	Ownership	0.010	Berkshire Hathaway Inc.	NO	
			83-3050414				AHP State Affordable 3, LLC	DE	NIA	BNSF Railway Company	Ownership	99.990	Berkshire Hathaway Inc.	NO	
			32-0406704				AHP State Affordable, LLC	DE	NIA	Affordable Housing Partners, Inc.	Ownership	100.000	Berkshire Hathaway Inc.	NO	
			38-3898386				AHP State Housing Fund 1, LLC	DE	NIA	Affordable Housing Partners, Inc.	Ownership	0.010	Berkshire Hathaway Inc.	NO	
			38-3898386				AHP State Housing Fund 1, LLC	DE	NIA	AHP State Affordable 1, LLC	Ownership	99.990	Berkshire Hathaway Inc.	NO	
			30-1031690				AHP State Housing Fund 10, LLC	DE	NIA	Affordable Housing Partners, Inc.	Ownership	0.010	Berkshire Hathaway Inc.	NO	
			30-1031690				AHP State Housing Fund 10, LLC	DE	NIA	AHP State Affordable 3, LLC	Ownership	99.990	Berkshire Hathaway Inc.	NO	
			85-3262876				AHP State Housing Fund 11, LLC	DE	NIA	Affordable Housing Partners, Inc.	Ownership	0.010	Berkshire Hathaway Inc.	NO	
			85-3262876				AHP State Housing Fund 11, LLC	DE	NIA	AHP State Affordable, LLC	Ownership	99.990	Berkshire Hathaway Inc.	NO	
			85-3288529				AHP State Housing Fund 12, LLC	DE	NIA	Affordable Housing Partners, Inc.	Ownership	0.010	Berkshire Hathaway Inc.	NO	
			85-3288529				AHP State Housing Fund 12, LLC	DE	NIA	AHP State Affordable, LLC	Ownership	99.990	Berkshire Hathaway Inc.	NO	
			85-3298919				AHP State Housing Fund 13, LLC	DE	NIA	Affordable Housing Partners, Inc.	Ownership	0.010	Berkshire Hathaway Inc.	NO	
			85-3298919				AHP State Housing Fund 13, LLC	DE	NIA	AHP State Affordable, LLC	Ownership	99.990	Berkshire Hathaway Inc.	NO	
			85-3325040				AHP State Housing Fund 14, LLC	DE	NIA	Affordable Housing Partners, Inc.	Ownership	0.010	Berkshire Hathaway Inc.	NO	
			85-3325040				AHP State Housing Fund 14, LLC	DE	NIA	AHP State Affordable, LLC	Ownership	99.990	Berkshire Hathaway Inc.	NO	
			85-3344981				AHP State Housing Fund 15, LLC	DE	NIA	Affordable Housing Partners, Inc.	Ownership	0.010	Berkshire Hathaway Inc.	NO	
			85-3344981				AHP State Housing Fund 15, LLC	DE	NIA	AHP State Affordable, LLC	Ownership	99.990	Berkshire Hathaway Inc.	NO	
			85-3449216				AHP State Housing Fund 16, LLC	DE	NIA	Affordable Housing Partners, Inc.	Ownership	0.010	Berkshire Hathaway Inc.	NO	
			85-3449216				AHP State Housing Fund 16, LLC	DE	NIA	AHP State Affordable, LLC	Ownership	99.990	Berkshire Hathaway Inc.	NO	
			85-3553551				AHP State Housing Fund 17, LLC	DE	NIA	Affordable Housing Partners, Inc.	Ownership	0.010	Berkshire Hathaway Inc.	NO	
			85-3553551				AHP State Housing Fund 17, LLC	DE	NIA	AHP State Affordable, LLC	Ownership	99.990	Berkshire Hathaway Inc.	NO	

ANNUAL STATEMENT FOR THE YEAR 2023 OF THE General Re Life Corporation

**SCHEDULE Y**

**PART 1A - DETAIL OF INSURANCE HOLDING COMPANY SYSTEM**

1	2	3	4	5	6	7	8	9	10	11	12	13	14	15	16
Group Code	Group Name	NAIC Company Code	ID Number	Federal RSSD	CIK	Name of Securities Exchange if Publicly Traded (U.S. or International)	Names of Parent, Subsidiaries Or Affiliates	Domiciliary Location	Relationship to Reporting Entity	Directly Controlled by (Name of Entity/Person)	Type of Control (Ownership, Board, Management, Attorney-in-Fact, Influence, Other)	If Control is Ownership Provide Percentage	Ultimate Controlling Entity(ies)/Person(s)	Is an SCA Filing Required? (Yes/No)	*
			85-3489037				AHP State Housing Fund 18, LLC	DE	NIA	Affordable Housing Partners, Inc.	Ownership	0.010	Berkshire Hathaway Inc.	NO	
			85-3489037				AHP State Housing Fund 18, LLC	DE	NIA	AHP State Affordable, LLC	Ownership	99.990	Berkshire Hathaway Inc.	NO	
			85-3528525				AHP State Housing Fund 19, LLC	DE	NIA	Affordable Housing Partners, Inc.	Ownership	0.010	Berkshire Hathaway Inc.	NO	
			85-3528525				AHP State Housing Fund 19, LLC	DE	NIA	AHP State Affordable, LLC	Ownership	99.990	Berkshire Hathaway Inc.	NO	
			35-2468668				AHP State Housing Fund 2, LLC	DE	NIA	Affordable Housing Partners, Inc.	Ownership	0.010	Berkshire Hathaway Inc.	NO	
			35-2468668				AHP State Housing Fund 2, LLC	DE	NIA	AHP State Affordable 1, LLC	Ownership	99.990	Berkshire Hathaway Inc.	NO	
			85-3551155				AHP State Housing Fund 20, LLC	DE	NIA	Affordable Housing Partners, Inc.	Ownership	0.010	Berkshire Hathaway Inc.	NO	
			85-3551155				AHP State Housing Fund 20, LLC	DE	NIA	AHP State Affordable, LLC	Ownership	99.990	Berkshire Hathaway Inc.	NO	
			32-0402570				AHP State Housing Fund 3, LLC	DE	NIA	Affordable Housing Partners, Inc.	Ownership	0.010	Berkshire Hathaway Inc.	NO	
			32-0402570				AHP State Housing Fund 3, LLC	DE	NIA	AHP State Affordable 1, LLC	Ownership	99.990	Berkshire Hathaway Inc.	NO	
			37-1714820				AHP State Housing Fund 4, LLC	DE	NIA	Affordable Housing Partners, Inc.	Ownership	0.010	Berkshire Hathaway Inc.	NO	
			37-1714820				AHP State Housing Fund 4, LLC	DE	NIA	AHP State Affordable 2, LLC	Ownership	99.990	Berkshire Hathaway Inc.	NO	
			32-0402970				AHP State Housing Fund 5, LLC	DE	NIA	Affordable Housing Partners, Inc.	Ownership	0.010	Berkshire Hathaway Inc.	NO	
			32-0402970				AHP State Housing Fund 5, LLC	DE	NIA	AHP State Affordable 3, LLC	Ownership	99.990	Berkshire Hathaway Inc.	NO	
			61-1866382				AHP State Housing Fund 6, LLC	DE	NIA	Affordable Housing Partners, Inc.	Ownership	0.010	Berkshire Hathaway Inc.	NO	
			61-1866382				AHP State Housing Fund 6, LLC	DE	NIA	AHP State Affordable 3, LLC	Ownership	99.990	Berkshire Hathaway Inc.	NO	
			61-1866540				AHP State Housing Fund 7, LLC	DE	NIA	Affordable Housing Partners, Inc.	Ownership	0.010	Berkshire Hathaway Inc.	NO	
			61-1866540				AHP State Housing Fund 7, LLC	DE	NIA	AHP State Affordable 3, LLC	Ownership	99.990	Berkshire Hathaway Inc.	NO	
			61-1866585				AHP State Housing Fund 8, LLC	DE	NIA	Affordable Housing Partners, Inc.	Ownership	0.010	Berkshire Hathaway Inc.	NO	
			61-1866585				AHP State Housing Fund 8, LLC	DE	NIA	AHP Federal and State Affordable 1, LLC	Ownership	99.990	Berkshire Hathaway Inc.	NO	
			36-4889302				AHP State Housing Fund 9, LLC	DE	NIA	Affordable Housing Partners, Inc.	Ownership	0.010	Berkshire Hathaway Inc.	NO	
			36-4889302				AHP State Housing Fund 9, LLC	DE	NIA	AHP Federal and State Affordable 1, LLC	Ownership	99.990	Berkshire Hathaway Inc.	NO	
			53-0075853				AI Shift II & CY LP	DE	NIA	BRK Investment Holdings, LLC	Ownership	100.000	Berkshire Hathaway Inc.	NO	
			46-2291458				AIPCF V CHI Blocker Inc.	DE	NIA	Precision Castparts Corp.	Ownership	100.000	Berkshire Hathaway Inc.	NO	
			35-1801239				AirTek, LLC	DE	NIA	APACE Holding Company LLC	Ownership	100.000	Berkshire Hathaway Inc.	NO	
			43-0909089				AJF Warehouse Distributors, Inc.	IL	NIA	XTRA LLC	Ownership	100.000	Berkshire Hathaway Inc.	NO	
			94-6000007				Alameda Belt Line	CA	NIA	BNSF Railway Company	Ownership	50.000	Berkshire Hathaway Inc.	NO	
			81-4099469				Alamo 6 Solar Holdings, LLC	DE	NIA	BHE Solar, LLC	Ownership	100.000	Berkshire Hathaway Inc.	NO	
			47-2454031				Alamo 6, LLC	DE	NIA	Alamo 6 Solar Holdings, LLC	Ownership	100.000	Berkshire Hathaway Inc.	NO	
			45-2081405				Alaska Gas Pipeline Company, LLC	CAN	NIA	Alaska Gas Transmission Company, LLC	Ownership	100.000	Berkshire Hathaway Inc.	NO	
			20-0730905				Alaska Gas Transmission Company, LLC	DE	NIA	BHE Pipeline Group, LLC	Ownership	100.000	Berkshire Hathaway Inc.	NO	
			39-1389732				Albecca Inc.	GA	NIA	Berkshire Hathaway Inc.	Ownership	100.000	Berkshire Hathaway Inc.	NO	
							Albemarle Sound Dock LLC	NC	NIA	MITek Inc.	Ownership	100.000	Berkshire Hathaway Inc.	NO	
							AlbertaEx G.P. Inc	CAN	NIA	BHE Canada Limited	Ownership	100.000	Berkshire Hathaway Inc.	NO	
							AlbertaEx, L.P.	CAN	NIA	AlbertaEx G.P. Inc	Ownership	0.010	Berkshire Hathaway Inc.	NO	
							AlbertaEx, L.P.	CAN	NIA	BHE Canada Holdings Corporation	Ownership	99.990	Berkshire Hathaway Inc.	NO	
			20-5006642				Alexandria Housing LLLP	DE	NIA	AHP Housing Fund 23, LLC	Ownership	99.990	Berkshire Hathaway Inc.	NO	
			81-1016445				Alhambra Partners, LP	AZ	NIA	AHP Housing Fund 135, LLC	Ownership	99.990	Berkshire Hathaway Inc.	NO	
			13-3725517				Alleghany Capital Corporation	DE	NIA	Alleghany Corporation	Ownership	100.000	Berkshire Hathaway Inc.	NO	
			51-0283071				Alleghany Corporation	DE	NIA	Berkshire Hathaway Inc.	Ownership	100.000	Berkshire Hathaway Inc.	NO	
			84-2630349				Alleghany Hospitality Investments LLC	DE	NIA	Alleghany Capital Corporation	Ownership	100.000	Berkshire Hathaway Inc.	NO	
			51-0283071				Alleghany Insurance Holdings LLC	DE	NIA	Alleghany Corporation	Ownership	100.000	Berkshire Hathaway Inc.	NO	
			68-0339019				Alleghany Properties Holdings LLC	DE	NIA	Alleghany Corporation	Ownership	100.000	Berkshire Hathaway Inc.	NO	
			68-0339019				Alleghany Properties LLC	DE	NIA	Alleghany Properties Holdings LLC	Ownership	100.000	Berkshire Hathaway Inc.	NO	
0031	Berkshire Hathaway Group	12640	20-5101850				Alleghany Reinsurance Company	VT	IA	Alleghany Insurance Holdings LLC	Ownership	100.000	Berkshire Hathaway Inc.	NO	
			47-5615810				Alliance Title Group, LLC	MO	NIA	HomeServices of Mogan, LLC	Ownership	100.000	Berkshire Hathaway Inc.	NO	
			75-1379033				Alpha Cargo Motor Express, Inc.	TX	NIA	Acome Brick Company	Ownership	100.000	Berkshire Hathaway Inc.	NO	
							ALS (Aust) Pty. Ltd.	AUS	NIA	Procrane Holdings, Inc.	Ownership	100.000	Berkshire Hathaway Inc.	NO	
							AltaLink Holdings, L.P.	CAN	NIA	AltaLink Investment Management Ltd.	Ownership	0.010	Berkshire Hathaway Inc.	NO	

53.17

ANNUAL STATEMENT FOR THE YEAR 2023 OF THE General Re Life Corporation

**SCHEDULE Y**  
**PART 1A - DETAIL OF INSURANCE HOLDING COMPANY SYSTEM**

1	2	3	4	5	6	7	8	9	10	11	12	13	14	15	16
Group Code	Group Name	NAIC Company Code	ID Number	Federal RSSD	CIK	Name of Securities Exchange if Publicly Traded (U.S. or International)	Names of Parent, Subsidiaries Or Affiliates	Domiciliary Location	Relationship to Reporting Entity	Directly Controlled by (Name of Entity/Person)	Type of Control (Ownership, Board, Management, Attorney-in-Fact, Influence, Other)	If Control is Ownership Provide Percentage	Ultimate Controlling Entity(ies)/Person(s)	Is an SCA Filing Required? (Yes/No)	*
							AltaLink Holdings, L.P.	.CAN	NIA	BHE Alberta Ltd.	Ownership	99.990	Berkshire Hathaway Inc.	NO	
							AltaLink Investment Management Ltd.	.CAN	NIA	BHE Alberta Ltd.	Ownership	76.923	Berkshire Hathaway Inc.	NO	
							AltaLink Investment Management Ltd.	.CAN	NIA	BHE GP Holdings Ltd.	Ownership	23.077	Berkshire Hathaway Inc.	NO	
							AltaLink Investments, L.P.	.CAN	NIA	AltaLink Holdings, L.P.	Ownership	99.990	Berkshire Hathaway Inc.	NO	
							AltaLink Investments, L.P.	.CAN	NIA	AltaLink Investment Management Ltd.	Ownership	0.010	Berkshire Hathaway Inc.	NO	
							AltaLink Management Ltd.	.CAN	NIA	BHE Alberta Ltd.	Ownership	76.923	Berkshire Hathaway Inc.	NO	
							AltaLink Management Ltd.	.CAN	NIA	BHE GP Holdings Ltd.	Ownership	23.077	Berkshire Hathaway Inc.	NO	
							AltaLink, L.P.	.CAN	NIA	AltaLink Investments, L.P.	Ownership	99.990	Berkshire Hathaway Inc.	NO	
							AltaLink, L.P.	.CAN	NIA	AltaLink Management Ltd.	Ownership	0.010	Berkshire Hathaway Inc.	NO	
			38-3689327				Altaquip LLC	.DE	NIA	World Book, Inc.	Ownership	100.000	Berkshire Hathaway Inc.	NO	
			86-1093480				Alu-Forge, Inc.	.CA	NIA	Precision Castparts Corp.	Ownership	100.000	Berkshire Hathaway Inc.	NO	
							Amarillo Gear (Jiangsu) Co., Ltd.	.CHN	NIA	Kunshan EcoWater Systems Company Limited	Ownership	100.000	Berkshire Hathaway Inc.	NO	
							Amarillo Gear (Singapore) Pte Ltd.	.SGP	NIA	Marmon Water, Inc.	Ownership	100.000	Berkshire Hathaway Inc.	NO	
			75-2144782				Amarillo Gear Company LLC	.DE	NIA	Marmon Water, Inc.	Ownership	100.000	Berkshire Hathaway Inc.	NO	
			77-0221021				Amarillo Wind Machine LLC	.DE	NIA	Amarillo Gear Company LLC	Ownership	100.000	Berkshire Hathaway Inc.	NO	
			47-0668225				Ambassador Real Estate Company	.NE	NIA	HSN Holdings, LLC	Ownership	100.000	Berkshire Hathaway Inc.	NO	
			27-4752733				Ambassador Title Services, LLC	.NE	NIA	ARE Escrow, LLC	Ownership	93.010	Berkshire Hathaway Inc.	NO	
			94-3381524				American All Risk Insurance Services, Inc.	.CA	NIA	Columbia Insurance Company	Ownership	100.000	Berkshire Hathaway Inc.	NO	
							American Commercial Claims Administrators Inc.	.CA	NIA	Columbia Insurance Company	Ownership	100.000	Berkshire Hathaway Inc.	NO	
			94-3381520				American Dairy Queen Corporation	.DE	NIA	International Dairy Queen, Inc.	Ownership	100.000	Berkshire Hathaway Inc.	NO	
			41-0853275				American Eagle Referral Service, LLC	.NV	NIA	HomeServices of Nevada, LLC	Ownership	100.000	Berkshire Hathaway Inc.	NO	
			88-0384893				Americana Arizona Referrals, LLC	.AZ	NIA	HomeServices of Arizona, LLC	Ownership	100.000	Berkshire Hathaway Inc.	NO	
			45-2128412				Americana Arizona, LLC	.AZ	NIA	HomeServices of Arizona, LLC	Ownership	100.000	Berkshire Hathaway Inc.	NO	
			45-0640274				Americana, L.L.C.	.NV	NIA	HomeServices of Nevada, LLC	Ownership	100.000	Berkshire Hathaway Inc.	NO	
			88-0412564				AmGUARD Insurance Company	.NE	IA	WestGUARD Insurance Company	Ownership	100.000	Berkshire Hathaway Inc.	NO	
.0031	Berkshire Hathaway Group	42390	23-2240321				Amiston Linesight Limited	.BHR	NIA	Anchorbuoy Ltd	Ownership	100.000	Berkshire Hathaway Inc.	NO	
			98-1638594				Amiston Linesight Limited (IE)	.IRL	NIA	Anchorbuoy Ltd	Ownership	100.000	Berkshire Hathaway Inc.	NO	
			98-1637861				AMTT Management, LLC	.TX	NIA	McCarty-Hull Cigar Company, Inc.	Ownership	100.000	Berkshire Hathaway Inc.	NO	
			20-1200871				An Iorua AS	.NOR	NIA	Anchorbuoy Ltd	Ownership	100.000	Berkshire Hathaway Inc.	NO	
			98-1663102				Anchor GCC Ltd	.IMN	NIA	Anchorbuoy Ltd	Ownership	100.000	Berkshire Hathaway Inc.	NO	
			98-1640296				Anchorbuoy Ltd	.IMN	NIA	IPS-Integrated Project Services, LLC	Ownership	100.000	Berkshire Hathaway Inc.	NO	
			98-1638183				Anderson Copper and Brass Company LLC	.DE	NIA	Marmon Engineered Components Company	Ownership	100.000	Berkshire Hathaway Inc.	NO	
			36-3483349				Anderson Hardwood Floors, LLC	.GA	NIA	Shaw Industries Group, Inc.	Ownership	100.000	Berkshire Hathaway Inc.	NO	
			26-0798273				Andrews Laser Works Corporation	.KY	NIA	Noranco Manufacturing (USA) Ltd.	Ownership	100.000	Berkshire Hathaway Inc.	NO	
			61-1276005				Andromeda Community Solar Gardens, LLC	.MN	NIA	Geronimo Community Solar Gardens Holding Company, LLC	Ownership	100.000	Berkshire Hathaway Inc.	NO	
			37-1791075				Andromeda CSG1, LLC	.MN	NIA	Andromeda CSG1, LLC	Ownership	100.000	Berkshire Hathaway Inc.	NO	
			47-5183763				Andromeda CSG2, LLC	.MN	NIA	Andromeda CSG1, LLC	Ownership	100.000	Berkshire Hathaway Inc.	NO	
			47-5196584				Andromeda CSG3, LLC	.MN	NIA	Andromeda CSG1, LLC	Ownership	100.000	Berkshire Hathaway Inc.	NO	
			47-5203083				Andromeda CSG4, LLC	.MN	NIA	Andromeda CSG1, LLC	Ownership	100.000	Berkshire Hathaway Inc.	NO	
			47-5221842				Andromeda CSG5, LLC	.MN	NIA	Andromeda CSG1, LLC	Ownership	100.000	Berkshire Hathaway Inc.	NO	
			47-5233687				Angelo Po America Inc.	.DE	NIA	Marmon Food, Beverage & Water Technologies Company LLC	Ownership	100.000	Berkshire Hathaway Inc.	NO	
			46-5716004				Angelo Po France Sarl	.FRA	NIA	Angelo Po Grandi Cucine S.p.A.	Ownership	100.000	Berkshire Hathaway Inc.	NO	
							Angelo Po Grandi Cucine S.p.A.	.ITA	NIA	Marmon Italia S.r.l.	Ownership	100.000	Berkshire Hathaway Inc.	NO	
							Angelo Po Iberica S.L	.ESP	NIA	Angelo Po Grandi Cucine S.p.A.	Ownership	100.000	Berkshire Hathaway Inc.	NO	
							Angelo Po Trading Shanghai Co. Ltd	.CHN	NIA	Angelo Po Grandi Cucine S.p.A.	Ownership	100.000	Berkshire Hathaway Inc.	NO	
			38-3978157				Antares Community Solar Gardens, LLC	.MN	NIA	Geronimo Community Solar Gardens Holding Company, LLC	Ownership	100.000	Berkshire Hathaway Inc.	NO	

ANNUAL STATEMENT FOR THE YEAR 2023 OF THE General Re Life Corporation

**SCHEDULE Y**

**PART 1A - DETAIL OF INSURANCE HOLDING COMPANY SYSTEM**

1	2	3	4	5	6	7	8	9	10	11	12	13	14	15	16
Group Code	Group Name	NAIC Company Code	ID Number	Federal RSSD	CIK	Name of Securities Exchange if Publicly Traded (U.S. or International)	Names of Parent, Subsidiaries Or Affiliates	Domiciliary Location	Relationship to Reporting Entity	Directly Controlled by (Name of Entity/Person)	Type of Control (Ownership, Board, Management, Attorney-in-Fact, Influence, Other)	If Control is Ownership Provide Percentage	Ultimate Controlling Entity(ies)/Person(s)	Is an SCA Filing Required? (Yes/No)	*
			47-5028133				Antares CSG1, LLC	..MN.....	..NIA.....	Antares Community Solar Gardens, LLC	Ownership.....	100.000	Berkshire Hathaway Inc.	..NO.....	
			47-5042238				Antares CSG2, LLC	..MN.....	..NIA.....	Antares Community Solar Gardens, LLC	Ownership.....	100.000	Berkshire Hathaway Inc.	..NO.....	
			47-5050085				Antares CSG3, LLC	..MN.....	..NIA.....	Antares Community Solar Gardens, LLC	Ownership.....	100.000	Berkshire Hathaway Inc.	..NO.....	
			35-2541005				Antlia Community Solar Gardens, LLC	..MN.....	..NIA.....	Antlia Community Solar Gardens, LLC	Ownership.....	100.000	Berkshire Hathaway Inc.	..NO.....	
			47-5183888				Antlia CSG1, LLC	..MN.....	..NIA.....	Antlia Community Solar Gardens, LLC	Ownership.....	100.000	Berkshire Hathaway Inc.	..NO.....	
			47-5196460				Antlia CSG2, LLC	..MN.....	..NIA.....	Antlia Community Solar Gardens, LLC	Ownership.....	100.000	Berkshire Hathaway Inc.	..NO.....	
			62-1738219				AOG Acumed Orthopädie GmbH	..DEU.....	..NIA.....	Acumed, LLC	Ownership.....	100.000	Berkshire Hathaway Inc.	..NO.....	
			85-2754640				AP Emissions Technologies, LLC	..DE.....	..NIA.....	APACE Holding Company LLC	Ownership.....	100.000	Berkshire Hathaway Inc.	..NO.....	
			98-0454616				APACE Holding Company LLC	..DE.....	..NIA.....	Perfection Hy-Test Company	Ownership.....	100.000	Berkshire Hathaway Inc.	..NO.....	
			98-0454616				Apaneca Manufacturing Ltda., de C.V.	..SLV.....	..NIA.....	Union Sales, LLC	Ownership.....	1.000	Berkshire Hathaway Inc.	..NO.....	
			37-1447593				Apaneca Manufacturing Ltda., de C.V.	..SLV.....	..NIA.....	Union Underwear Company, Inc.	Ownership.....	99.000	Berkshire Hathaway Inc.	..NO.....	
							Apex (China) Holding Company LLC	..DE.....	..NIA.....	Colson Medical, LLC	Ownership.....	100.000	Berkshire Hathaway Inc.	..NO.....	
							Apex (Guangzhou) Tools & Orthopedics Company	..CHN.....	..NIA.....	Apex (China) Holding Company LLC	Ownership.....	100.000	Berkshire Hathaway Inc.	..NO.....	
							Apex (HK) Tools & Orthopedics Limited	..HKG.....	..NIA.....	Apex (China) Holding Company LLC	Ownership.....	100.000	Berkshire Hathaway Inc.	..NO.....	
							Apex (Suzhou) Medical Products Company	..CHN.....	..NIA.....	Apex (HK) Tools & Orthopedics Limited	Ownership.....	100.000	Berkshire Hathaway Inc.	..NO.....	
			68-0339019				APH Las Serenas Simi Valley, LLC	..DE.....	..NIA.....	Alleghany Properties Holdings LLC	Ownership.....	100.000	Berkshire Hathaway Inc.	..NO.....	
			68-0339019				APH SLP, LLC	..DE.....	..NIA.....	Alleghany Properties Holdings LLC	Ownership.....	100.000	Berkshire Hathaway Inc.	..NO.....	
			68-0339019				APH Terracina Cathedral City, LLC	..DE.....	..NIA.....	Alleghany Properties Holdings LLC	Ownership.....	100.000	Berkshire Hathaway Inc.	..NO.....	
			68-0339019				APH Terracina Vineyard LLC	..DE.....	..NIA.....	Alleghany Properties Holdings LLC	Ownership.....	100.000	Berkshire Hathaway Inc.	..NO.....	
			45-5010075				Apogee Metals LLC	..VA.....	..NIA.....	LeachGarner, Inc.	Ownership.....	100.000	Berkshire Hathaway Inc.	..NO.....	
							Aqua Works Private Limited	..IND.....	..NIA.....	KX Technologies Pte. Ltd.	Ownership.....	1.000	Berkshire Hathaway Inc.	..NO.....	
							Aqua Works Private Limited	..IND.....	..NIA.....	Marmon Water (Singapore) Pte Ltd.	Ownership.....	99.000	Berkshire Hathaway Inc.	..NO.....	
							Aquamatic H2O Solutions Private Limited	..IND.....	..NIA.....	Aqua Works Private Limited	Ownership.....	0.010	Berkshire Hathaway Inc.	..NO.....	
							Aquamatic H2O Solutions Private Limited	..IND.....	..NIA.....	Filtrex Technologies Private Limited	Ownership.....	99.990	Berkshire Hathaway Inc.	..NO.....	
			83-1840299				ARE Commercial Real Estate, LLC	..NE.....	..NIA.....	Ambassador Real Estate Company	Ownership.....	100.000	Berkshire Hathaway Inc.	..NO.....	
			27-4743835				ARE Escrow, LLC	..NE.....	..NIA.....	ARE Iowa, LLC	Ownership.....	58.500	Berkshire Hathaway Inc.	..NO.....	
			82-5374272				ARE Iowa, LLC	..DE.....	..NIA.....	Ambassador Real Estate Company	Ownership.....	100.000	Berkshire Hathaway Inc.	..NO.....	
			92-2792548				ARE Title JV, LLC	..NE.....	..NIA.....	Ambassador Title Services, LLC	Ownership.....	51.000	Berkshire Hathaway Inc.	..NO.....	
			35-2544176				Argo Navis Community Solar Gardens, LLC	..MN.....	..NIA.....	Argo Navis Community Solar Gardens, LLC	Ownership.....	100.000	Berkshire Hathaway Inc.	..NO.....	
			47-5484483				Argo Navis CSG1, LLC	..MN.....	..NIA.....	Argo Navis Community Solar Gardens, LLC	Ownership.....	100.000	Berkshire Hathaway Inc.	..NO.....	
			47-5510448				Argo Navis CSG2, LLC	..MN.....	..NIA.....	Argo Navis Community Solar Gardens, LLC	Ownership.....	100.000	Berkshire Hathaway Inc.	..NO.....	
			47-5520932				Argo Navis CSG3, LLC	..MN.....	..NIA.....	Argo Navis Community Solar Gardens, LLC	Ownership.....	100.000	Berkshire Hathaway Inc.	..NO.....	
			35-2537481				Aries Community Solar Gardens, LLC	..MN.....	..NIA.....	Argo Navis Community Solar Gardens Holding Company, LLC	Ownership.....	100.000	Berkshire Hathaway Inc.	..NO.....	
			47-4702940				Aries CSG1, LLC	..MN.....	..NIA.....	Aries Community Solar Gardens, LLC	Ownership.....	100.000	Berkshire Hathaway Inc.	..NO.....	
			47-4722301				Aries CSG2, LLC	..MN.....	..NIA.....	Aries Community Solar Gardens, LLC	Ownership.....	100.000	Berkshire Hathaway Inc.	..NO.....	
			47-4743067				Aries CSG3, LLC	..MN.....	..NIA.....	Aries Community Solar Gardens, LLC	Ownership.....	100.000	Berkshire Hathaway Inc.	..NO.....	
			47-4754001				Aries CSG4, LLC	..MN.....	..NIA.....	Aries Community Solar Gardens, LLC	Ownership.....	100.000	Berkshire Hathaway Inc.	..NO.....	
			35-1844542				Aristo, LLC	..DE.....	..NIA.....	APACE Holding Company LLC	Ownership.....	100.000	Berkshire Hathaway Inc.	..NO.....	
			86-0958994				Arizona Home Services, L.L.C.	..AZ.....	..NIA.....	Roy H. Long Realty Company, Inc.	Ownership.....	100.000	Berkshire Hathaway Inc.	..NO.....	
			81-5475389				Arizona Warehouse and Supply, LLC	..NV.....	..NIA.....	Interco Tobacco Retailers, Inc.	Ownership.....	100.000	Berkshire Hathaway Inc.	..NO.....	
			75-2827246				Artex Automotive Sales II, LLC	..DE.....	..NIA.....	Berkshire Hathaway Automotive Inc.	Ownership.....	86.000	Berkshire Hathaway Inc.	..NO.....	
			20-4762802				Artform International Inc.	..DE.....	..NIA.....	Marmon Retail Technologies Company	Ownership.....	100.000	Berkshire Hathaway Inc.	..NO.....	
			98-0665325				Artform International Ltd.	..GBR.....	..NIA.....	Marmon Group Limited, The	Ownership.....	100.000	Berkshire Hathaway Inc.	..NO.....	
			45-4102030				Artisan American JPA, L.P.	..LA.....	..NIA.....	AHP Housing Fund 16, LLC	Ownership.....	99.990	Berkshire Hathaway Inc.	..NO.....	
							Associated Aviation Underwriters Limited	..GBR.....	..NIA.....	Global Aerospace Underwriting Managers Limited	Ownership.....	100.000	Berkshire Hathaway Inc.	..NO.....	

ANNUAL STATEMENT FOR THE YEAR 2023 OF THE General Re Life Corporation

SCHEDULE Y

PART 1A - DETAIL OF INSURANCE HOLDING COMPANY SYSTEM

1	2	3	4	5	6	7	8	9	10	11	12	13	14	15	16
Group Code	Group Name	NAIC Company Code	ID Number	Federal RSSD	CIK	Name of Securities Exchange if Publicly Traded (U.S. or International)	Names of Parent, Subsidiaries Or Affiliates	Domiciliary Location	Relationship to Reporting Entity	Directly Controlled by (Name of Entity/Person)	Type of Control (Ownership, Board, Management, Attorney-in-Fact, Influence, Other)	If Control is Ownership Provide Percentage	Ultimate Controlling Entity(ies)/Person(s)	Is an SCA Filing Required? (Yes/No)	*
0031	Berkshire Hathaway Group	13795	47-1655957				Atlantic Precision, Inc.	WI	NIA	Precision Castparts Corp.	Ownership	100.000	Berkshire Hathaway Inc.	NO	
			98-0458720				Atlas Bolt & Screw (Shenzhen) Co. Limited	CHN	NIA	Marmon Services Limited	Ownership	100.000	Berkshire Hathaway Inc.	NO	
			98-0458710				Atlas Bolt & Screw (Zhongshan) Co. Ltd	CHN	NIA	Marmon Services Limited	Ownership	100.000	Berkshire Hathaway Inc.	NO	
			34-1537181				Atlas Bolt & Screw Company LLC	DE	NIA	Marmon Engineered Components Company	Ownership	100.000	Berkshire Hathaway Inc.	NO	
			27-2384653				Attorneys Title Holdings, Incorporated	NC	NIA	HomeServices of the Carolinas, Inc.	Ownership	100.000	Berkshire Hathaway Inc.	NO	
			27-2949746				AttPro PRG Reciprocal Risk Retention Group	DC	IA	MedPro Group Inc	Ownership	100.000	Berkshire Hathaway Inc.	NO	
			82-4877298				AuroraMTS, LLC	TX	NIA	BNSF Logistics, LLC	Ownership	100.000	Berkshire Hathaway Inc.	NO	
			96-0554751				Auto Media, LLC	DE	NIA	Berkshire Hathaway Automotive Inc.	Ownership	100.000	Berkshire Hathaway Inc.	NO	
			95-1504250				Avibank Mfg., Inc.	DE	NIA	SPS International Investment Company	Ownership	100.000	Berkshire Hathaway Inc.	NO	
			02-0656633				Avibank Services, LLC	DE	NIA	SPS Technologies, LLC	Ownership	85.000	Berkshire Hathaway Inc.	NO	
0031	Berkshire Hathaway Group	16495	45-4759326				Avid Product Development, LLC	CO	NIA	Lubrizol Advanced Materials, Inc.	Ownership	100.000	Berkshire Hathaway Inc.	NO	
			82-1117855				Avondale Van Buren ALF, LLC	DE	NIA	AHP Housing Fund 162, LLC	Ownership	99.990	Berkshire Hathaway Inc.	NO	
			83-1551360				AZGUARD Insurance Company	NE	IA	WestGUARD Insurance Company	Ownership	100.000	Berkshire Hathaway Inc.	NO	
							B.L. Intimate Apparel Canada Inc.	CAN	NIA	Vanity Fair Brands, LP	Ownership	50.000	Berkshire Hathaway Inc.	NO	
							BA(GI) Limited	GBR	NIA	SLI Holding Limited	Ownership	100.000	Berkshire Hathaway Inc.	NO	
							BAIG Limited	GBR	NIA	Global Aerospace Underwriting Managers Limited	Ownership	100.000	Berkshire Hathaway Inc.	NO	
			98-0433160				Balsamar Manufacturing, Limitada, de C.V.	SLV	NIA	Union Sales, LLC	Ownership	1.000	Berkshire Hathaway Inc.	NO	
			98-0433160				Balsamar Manufacturing, Limitada, de C.V.	SLV	NIA	Union Underwear Company, Inc.	Ownership	99.000	Berkshire Hathaway Inc.	NO	
							Baltic Gas Sp. Z o.o.	POL	NIA	CalEnergy Resources Poland Sp. z.o.o.	Ownership	50.000	Berkshire Hathaway Inc.	NO	
							Baltic Gas Sp. z o.o. i wspólnicy sp. k.	POL	NIA	Baltic Gas Sp. Z o.o.	Ownership	0.001	Berkshire Hathaway Inc.	NO	
				Baltic Gas Sp. z o.o. i wspólnicy sp. k.	POL	NIA	CalEnergy Resources Poland Sp. z.o.o.	Ownership	49.000	Berkshire Hathaway Inc.	NO				
				98-0221556			Barth Larson-Juhl B.V.	NLD	NIA	Larson-Juhl Netherlands B.V.	Ownership	100.000	Berkshire Hathaway Inc.	NO	
				98-1503752			Bavaria Medizin Technologie GmbH	DEU	NIA	Lubrizol Deutschland GmbH	Ownership	100.000	Berkshire Hathaway Inc.	NO	
				98-1514468			Bavaria Medizin Technologie Romania SRL	ROU	NIA	Bavaria Medizin Technologie GmbH	Ownership	100.000	Berkshire Hathaway Inc.	NO	
				46-5660755			Bayou Oaks Homes, LP	LA	NIA	AHP Housing Fund 79, LLC	Ownership	99.990	Berkshire Hathaway Inc.	NO	
				75-2874875			Bayport Systems, Inc.	TX	NIA	BNSF Railway Company	Ownership	100.000	Berkshire Hathaway Inc.	NO	
				75-2947075			BayRail, LLC	DE	NIA	BNSF Railway Company	Ownership	100.000	Berkshire Hathaway Inc.	NO	
				83-0955138			BC 2018 Lockhart, LP	TX	NIA	AHP Housing Fund 206, LLC	Ownership	99.990	Berkshire Hathaway Inc.	NO	
				86-1472820			BDFH, Inc.	CA	NIA	HomeServices of California, LLC	Ownership	100.000	Berkshire Hathaway Inc.	NO	
				36-4671511			BDT I-A Plum, LLC	DE	NIA	National Indemnity Company	Ownership	100.000	Berkshire Hathaway Inc.	NO	
				26-0284381			Beach Properties of Florida, LLC	FL	NIA	HomeServices of Florida, Inc.	Ownership	100.000	Berkshire Hathaway Inc.	NO	
				46-1127820			Bell Road Motors, LLC	DE	NIA	Berkshire Hathaway Automotive Inc.	Ownership	83.000	Berkshire Hathaway Inc.	NO	
				46-1127820			Bell Road Motors, LLC	DE	NIA	BHA Minority Interest Holdco, Inc.	Ownership	13.000	Berkshire Hathaway Inc.	NO	
				94-3366374			Ben Bridge Corporation	WA	NIA	Berkshire Hathaway Inc.	Ownership	100.000	Berkshire Hathaway Inc.	NO	
				91-0695728			Ben Bridge Jeweler, Inc.	WA	NIA	Ben Bridge Corporation	Ownership	100.000	Berkshire Hathaway Inc.	NO	
				13-5256230			Benjamin Moore & Co.	NJ	NIA	Berkshire Hathaway Inc.	Ownership	100.000	Berkshire Hathaway Inc.	NO	
							Benjamin Moore & Co., Limited	CAN	NIA	Benjamin Moore & Co.	Ownership	100.000	Berkshire Hathaway Inc.	NO	
							Benjamin Moore UK Limited	GBR	NIA	Benjamin Moore & Co.	Ownership	100.000	Berkshire Hathaway Inc.	NO	
				33-0958647			Bennion & Deville Fine Homes, Inc.	CA	NIA	HomeServices of California, LLC	Ownership	100.000	Berkshire Hathaway Inc.	NO	
				90-1007802			Benson Industries, Inc.	OR	NIA	MiTek Inc.	Ownership	100.000	Berkshire Hathaway Inc.	NO	
				93-1016324			Benson LTD	OR	NIA	Benson Industries, Inc.	Ownership	100.000	Berkshire Hathaway Inc.	NO	
							Benson Wall Systems Philippines, Inc	PHL	NIA	Benson LTD	Ownership	99.990	Berkshire Hathaway Inc.	NO	
							Benson Wall Systems Pte. Ltd Singapore	SGP	NIA	Benson LTD	Ownership	100.000	Berkshire Hathaway Inc.	NO	
				27-0936471			Berkadia Commercial Mortgage Holding LLC	DE	NIA	Columbia Insurance Company	Ownership	50.000	Berkshire Hathaway Inc.	NO	
				27-0812934			Berkadia Commercial Mortgage LLC	DE	NIA	Berkadia Commercial Mortgage Holding LLC	Ownership	99.990	Berkshire Hathaway Inc.	NO	
				27-0812934			Berkadia Commercial Mortgage LLC	DE	NIA	Berkadia Commercial Mortgage Partners LLC	Ownership	0.010	Berkshire Hathaway Inc.	NO	
				27-0936307			Berkadia Commercial Mortgage Partners LLC	DE	NIA	Columbia Insurance Company	Ownership	50.000	Berkshire Hathaway Inc.	NO	
				47-2606107			Berkshire Estates, LP	MO	NIA	AHP Housing Fund 149, LLC	Ownership	98.990	Berkshire Hathaway Inc.	NO	

53.20



ANNUAL STATEMENT FOR THE YEAR 2023 OF THE General Re Life Corporation

**SCHEDULE Y**  
**PART 1A - DETAIL OF INSURANCE HOLDING COMPANY SYSTEM**

1	2	3	4	5	6	7	8	9	10	11	12	13	14	15	16
Group Code	Group Name	NAIC Company Code	ID Number	Federal RSSD	CIK	Name of Securities Exchange if Publicly Traded (U.S. or International)	Names of Parent, Subsidiaries Or Affiliates	Domi-ciliary Location	Relation-ship to Reporting Entity	Directly Controlled by (Name of Entity/Person)	Type of Control (Ownership, Board, Management, Attorney-in-Fact, Influence, Other)	If Control is Ownership Provide Percentage	Ultimate Controlling Entity(ies)/Person(s)	Is an SCA Filing Re-quired? (Yes/No)	*
.0031	Berkshire Hathaway Group	13070	26-1599479				Berkshire Hathaway Assurance Corporation	NY	IA	Columbia Insurance Company	Ownership	51.000	Berkshire Hathaway Inc.	NO	
.0031	Berkshire Hathaway Group	13070	26-1599479				Berkshire Hathaway Assurance Corporation	NY	IA	National Indemnity Company	Ownership	49.000	Berkshire Hathaway Inc.	NO	
			47-2124505				Berkshire Hathaway Automotive Inc.	DE	NIA	Berkshire Hathaway Inc.	Ownership	100.000	Berkshire Hathaway Inc.	NO	
			47-0679606				Berkshire Hathaway Credit Corporation	NE	NIA	Berkshire Hathaway Inc.	Ownership	100.000	Berkshire Hathaway Inc.	NO	
.0031	Berkshire Hathaway Group	10391	51-0400307				Berkshire Hathaway Direct Insurance Company	NE	IA	Columbia Insurance Company	Ownership	100.000	Berkshire Hathaway Inc.	NO	
			94-2213782				Berkshire Hathaway Energy Company	IA	NIA	Berkshire Hathaway Inc.	Ownership	91.140	Berkshire Hathaway Inc.	NO	
							Berkshire Hathaway European Insurance Designated Activity Company	IRL	IA	National Indemnity Company	Ownership	100.000	Berkshire Hathaway Inc.	NO	
			45-0524698				Berkshire Hathaway Finance Corporation	DE	NIA	Berkshire Hathaway Inc.	Ownership	100.000	Berkshire Hathaway Inc.	NO	
			47-1227278				Berkshire Hathaway Global Insurance Services, LLC	NE	NIA	Berkshire Hathaway Specialty Insurance Company	Ownership	100.000	Berkshire Hathaway Inc.	NO	
.0031	Berkshire Hathaway Group	20044	47-0529945				Berkshire Hathaway Homestate Insurance Company	NE	IA	National Indemnity Company	Ownership	100.000	Berkshire Hathaway Inc.	NO	
			98-0413928				Berkshire Hathaway International Insurance Limited	GBR	IA	National Indemnity Company	Ownership	100.000	Berkshire Hathaway Inc.	NO	
.0031	Berkshire Hathaway Group	62345	47-0766667				Berkshire Hathaway Life Insurance Company of Nebraska	NE	IA	National Indemnity Company	Ownership	100.000	Berkshire Hathaway Inc.	NO	
							Berkshire Hathaway Services India Private Limited	IND	NIA	BHG Structured Settlements, Inc.	Ownership	80.000	Berkshire Hathaway Inc.	NO	
.0031	Berkshire Hathaway Group	22276	63-0202590				Berkshire Hathaway Specialty Insurance Company	NE	IA	National Indemnity Company	Ownership	100.000	Berkshire Hathaway Inc.	NO	
							Berkshire Hathaway Specialty Services Limited	HKG	NIA	Berkshire Hathaway Specialty Insurance Company	Ownership	100.000	Berkshire Hathaway Inc.	NO	
							Berkshire Hathaway Specialty Underwriters B.V.	NLD	NIA	SLI Holding Limited	Ownership	100.000	Berkshire Hathaway Inc.	NO	
							Berkshire India Limited	IND	NIA	American All Risk Insurance Services, Inc.	Ownership	0.000	Berkshire Hathaway Inc.	NO	
							Berkshire India Limited	IND	NIA	American Commercial Claims Administrators Inc.	Ownership	0.000	Berkshire Hathaway Inc.	NO	
							Berkshire India Limited	IND	NIA	BHG Structured Settlements, Inc.	Ownership	79.999	Berkshire Hathaway Inc.	NO	
							Berkshire India Limited	IND	NIA	Northern States Agency, Inc.	Ownership	0.000	Berkshire Hathaway Inc.	NO	
							Berkshire India Limited	IND	NIA	Resolute Management Inc.	Ownership	0.000	Berkshire Hathaway Inc.	NO	
							Berkshire India Limited	IND	NIA	Ringwalt & Liesche Co.	Ownership	0.000	Berkshire Hathaway Inc.	NO	
							Berkshire Production Supply (Canada) Inc.	CAN	NIA	IMC International Metalworking Companies Inc.	Ownership	100.000	Berkshire Hathaway Inc.	NO	
			20-2178725				Berkshire Production Supply LLC	MI	NIA	ITTI Group USA Holdings, Inc.	Ownership	1.000	Berkshire Hathaway Inc.	NO	
			20-2178725				Berkshire Production Supply LLC	MI	NIA	ITTI Investment Holdings Inc.	Ownership	99.000	Berkshire Hathaway Inc.	NO	
			81-5429903				Bethany Villa Limited Dividend Housing Association LP	MI	NIA	AHP Housing Fund 168, LLC	Ownership	99.990	Berkshire Hathaway Inc.	NO	
			76-0346493				Beverage Management Associates Inc.	TX	NIA	Pilot Travel Centers LLC	Ownership	100.000	Berkshire Hathaway Inc.	NO	
			26-4753998				BFVT Motors, LLC	DE	NIA	Berkshire Hathaway Automotive Inc.	Ownership	66.000	Berkshire Hathaway Inc.	NO	
			26-4753998				BFVT Motors, LLC	DE	NIA	BHA Minority Interest Holdco, Inc.	Ownership	15.000	Berkshire Hathaway Inc.	NO	
			82-0632838				BGM Electronic Services, LLC	MI	NIA	Exponential Technology Group, Inc	Ownership	100.000	Berkshire Hathaway Inc.	NO	
			86-0940588				BH Automotive LLC	DE	NIA	Berkshire Hathaway Automotive Inc.	Ownership	100.000	Berkshire Hathaway Inc.	NO	
			47-0807566				BH Columbia Inc.	NE	NIA	Berkshire Hathaway Inc.	Ownership	100.000	Berkshire Hathaway Inc.	NO	
			41-2149407				BH Credit LLC	DE	NIA	Berkshire Hathaway Credit Corporation	Ownership	100.000	Berkshire Hathaway Inc.	NO	
			47-0829238				BH Finance LLC	NE	NIA	Columbia Insurance Company	Ownership	100.000	Berkshire Hathaway Inc.	NO	
			85-0901709				BH Holding H Jewelry Inc	MO	NIA	Berkshire Hathaway Inc.	Ownership	100.000	Berkshire Hathaway Inc.	NO	
			46-5629651				BH Holding LLC	DE	NIA	Berkshire Hathaway Credit Corporation	Ownership	100.000	Berkshire Hathaway Inc.	NO	
			85-0965639				BH Holding S Furniture Inc	TX	NIA	Berkshire Hathaway Inc.	Ownership	100.000	Berkshire Hathaway Inc.	NO	
			80-0492613				BH Housing LLC	DE	NIA	Berkshire Hathaway Inc.	Ownership	100.000	Berkshire Hathaway Inc.	NO	

53.21

ANNUAL STATEMENT FOR THE YEAR 2023 OF THE General Re Life Corporation

**SCHEDULE Y**  
**PART 1A - DETAIL OF INSURANCE HOLDING COMPANY SYSTEM**

1	2	3	4	5	6	7	8	9	10	11	12	13	14	15	16
Group Code	Group Name	NAIC Company Code	ID Number	Federal RSSD	CIK	Name of Securities Exchange if Publicly Traded (U.S. or International)	Names of Parent, Subsidiaries Or Affiliates	Domi-ciliary Location	Relation-ship to Reporting Entity	Directly Controlled by (Name of Entity/Person)	Type of Control (Ownership, Board, Management, Attorney-in-Fact, Influence, Other)	If Control is Ownership Provide Percentage	Ultimate Controlling Entity(ies)/Person(s)	Is an SCA Filing Re-quired? (Yes/No)	*
			98-1444928				BH International Holdings	.CYM	NIA	BH Credit LLC	Ownership	25.000	Berkshire Hathaway Inc.	NO	
			98-1444928				BH International Holdings	.CYM	NIA	BH Holding LLC	Ownership	75.000	Berkshire Hathaway Inc.	NO	
			45-5344990				BH Media Group, Inc.	.DE	NIA	Berkshire Hathaway Credit Corporation	Ownership	100.000	Berkshire Hathaway Inc.	NO	
			06-1355982				BH Shoe Holdings, Inc.	.DE	NIA	Berkshire Hathaway Inc.	Ownership	100.000	Berkshire Hathaway Inc.	NO	
			82-4645009				BH2H Holdings, LLC	.DE	NIA	BHE Wind, LLC	Ownership	100.000	Berkshire Hathaway Inc.	NO	
			35-2593468				BHA Minority Interest Holdco, Inc.	.DE	NIA	Berkshire Hathaway Automotive Inc.	Ownership	100.000	Berkshire Hathaway Inc.	NO	
			47-2151818				BHA Real Estate Holdings, LLC	.DE	NIA	Berkshire Hathaway Life Insurance Company of Nebraska	Ownership	100.000	Berkshire Hathaway Inc.	NO	
			45-4035801				BHE AC Holding, LLC	.DE	NIA	BHE Solar, LLC	Ownership	100.000	Berkshire Hathaway Inc.	NO	
							BHE Alberta Ltd.	.CAN	NIA	BHE AltaLink Ltd.	Ownership	100.000	Berkshire Hathaway Inc.	NO	
							BHE AltaLink Ltd.	.CAN	NIA	BHE Canada Holdings Corporation	Ownership	100.000	Berkshire Hathaway Inc.	NO	
			26-0819025				BHE America Transco, LLC	.DE	NIA	BHE U.S. Transmission, LLC	Ownership	100.000	Berkshire Hathaway Inc.	NO	
			86-2712298				BHE B Inc.	.DE	NIA	Berkshire Hathaway Inc.	Ownership	91.140	Berkshire Hathaway Inc.	NO	
			86-3292341				BHE B Tax Equity Holdings LLC	.DE	NIA	BHE Investment Group LLC	Ownership	100.000	Berkshire Hathaway Inc.	NO	
			83-3544190				BHE Canada Holdings Corporation	.CAN	NIA	BHE Canada, LLC	Ownership	100.000	Berkshire Hathaway Inc.	NO	
							BHE Canada Limited	.CAN	NIA	BHE Canada Holdings Corporation	Ownership	100.000	Berkshire Hathaway Inc.	NO	
							BHE Canada Management Ltd.	.CAN	NIA	BHE Canada Limited	Ownership	100.000	Berkshire Hathaway Inc.	NO	
							BHE Canada Rattlesnake G.P. Inc.	.CAN	NIA	BHE Canada Limited	Ownership	100.000	Berkshire Hathaway Inc.	NO	
							BHE Canada Rattlesnake L.P.	.CAN	NIA	BHE Canada Rattlesnake G.P. Inc.	Ownership	0.010	Berkshire Hathaway Inc.	NO	
							BHE Canada Rattlesnake L.P.	.CAN	NIA	BHE Canada, L.P.	Ownership	99.990	Berkshire Hathaway Inc.	NO	
							BHE Canada, L.P.	.CAN	NIA	BHE Canada Holdings Corporation	Ownership	99.990	Berkshire Hathaway Inc.	NO	
							BHE Canada, L.P.	.CAN	NIA	BHE Canada Management Ltd.	Ownership	0.010	Berkshire Hathaway Inc.	NO	
			46-1251130				BHE Canada, LLC	.DE	NIA	Berkshire Hathaway Energy Company	Ownership	100.000	Berkshire Hathaway Inc.	NO	
			81-1952874				BHE Community Solar, LLC	.DE	NIA	BHES CSG Holdings, LLC	Ownership	100.000	Berkshire Hathaway Inc.	NO	
			84-3202708				BHE Compression Services, LLC	.DE	NIA	BHE CS Holdings, LLC	Ownership	100.000	Berkshire Hathaway Inc.	NO	
			84-3193556				BHE CS Holdings, LLC	.DE	NIA	BHE Pipeline Group, LLC	Ownership	100.000	Berkshire Hathaway Inc.	NO	
			76-0284201				BHE Gas, Inc.	.TX	NIA	CE Generation, LLC	Ownership	100.000	Berkshire Hathaway Inc.	NO	
			45-4242204				BHE Geothermal, LLC	.DE	NIA	BHE Renewables, LLC	Ownership	100.000	Berkshire Hathaway Inc.	NO	
			45-0597148				BHE Glacier Wind 1, LLC	.DE	NIA	BHE Montana, LLC	Ownership	100.000	Berkshire Hathaway Inc.	NO	
			26-2438366				BHE Glacier Wind 2, LLC	.DE	NIA	BHE Montana, LLC	Ownership	100.000	Berkshire Hathaway Inc.	NO	
							BHE GP Holdings Ltd.	.CAN	NIA	BHE Alberta Ltd.	Ownership	100.000	Berkshire Hathaway Inc.	NO	
			85-1944244				BHE GT&S, LLC	.DE	NIA	BHE Pipeline Group, LLC	Ownership	100.000	Berkshire Hathaway Inc.	NO	
			45-3827832				BHE Hydro, LLC	.DE	NIA	BHE Renewables, LLC	Ownership	100.000	Berkshire Hathaway Inc.	NO	
			85-3561338				BHE Infrastructure Group, LLC	.DE	NIA	BHE Renewables, LLC	Ownership	100.000	Berkshire Hathaway Inc.	NO	
			85-3909604				BHE Infrastructure Services, LLC	.DE	NIA	BHE Infrastructure Group, LLC	Ownership	100.000	Berkshire Hathaway Inc.	NO	
			86-2751797				BHE Investment Group LLC	.DE	NIA	BHE B Inc.	Ownership	100.000	Berkshire Hathaway Inc.	NO	
			45-4073481				BHE Montana, LLC	.DE	NIA	Berkshire Hathaway Energy Company	Ownership	100.000	Berkshire Hathaway Inc.	NO	
			33-0887562				BHE Pearl Solar Holdings, LLC	.DE	NIA	BHES Pearl Solar Holdings, LLC	Ownership	100.000	Berkshire Hathaway Inc.	NO	
			37-1795093				BHE Pearl Solar, LLC	.DE	NIA	BHE Pearl Solar Holdings, LLC	Ownership	100.000	Berkshire Hathaway Inc.	NO	
			85-1727774				BHE Pipeline Group, LLC	.DE	NIA	Berkshire Hathaway Energy Company	Ownership	100.000	Berkshire Hathaway Inc.	NO	
			27-0515262				BHE Power Watch, LLC	.DE	NIA	BHE Montana, LLC	Ownership	100.000	Berkshire Hathaway Inc.	NO	
			88-3865114				BHE Ravenswood, LLC	.DE	NIA	BHE WV Holdings, LLC	Ownership	100.000	Berkshire Hathaway Inc.	NO	
			45-3657885				BHE Renewables, LLC	.DE	NIA	Berkshire Hathaway Energy Company	Ownership	100.000	Berkshire Hathaway Inc.	NO	
			27-2860287				BHE Rim Rock Wind, LLC	.DE	NIA	BHE Montana, LLC	Ownership	100.000	Berkshire Hathaway Inc.	NO	
			45-3608493				BHE Solar, LLC	.DE	NIA	BHE Renewables, LLC	Ownership	100.000	Berkshire Hathaway Inc.	NO	
			26-0818953				BHE Texas Transco, LLC	.DE	NIA	BHE U.S. Transmission, LLC	Ownership	100.000	Berkshire Hathaway Inc.	NO	
			92-0448227				BHE Turbomachinery, LLC	.DE	NIA	Berkshire Hathaway Energy Company	Ownership	100.000	Berkshire Hathaway Inc.	NO	
			47-0803685				BHE U.K. Electric, Inc.	.DE	NIA	Berkshire Hathaway Energy Company	Ownership	100.000	Berkshire Hathaway Inc.	NO	
			47-0769690				BHE U.K. Inc.	.DE	NIA	Berkshire Hathaway Energy Company	Ownership	100.000	Berkshire Hathaway Inc.	NO	

ANNUAL STATEMENT FOR THE YEAR 2023 OF THE General Re Life Corporation

**SCHEDULE Y**

**PART 1A - DETAIL OF INSURANCE HOLDING COMPANY SYSTEM**

1	2	3	4	5	6	7	8	9	10	11	12	13	14	15	16
Group Code	Group Name	NAIC Company Code	ID Number	Federal RSSD	CIK	Name of Securities Exchange if Publicly Traded (U.S. or International)	Names of Parent, Subsidiaries Or Affiliates	Domiciliary Location	Relationship to Reporting Entity	Directly Controlled by (Name of Entity/Person)	Type of Control (Ownership, Board, Management, Attorney-in-Fact, Influence, Other)	If Control is Ownership Provide Percentage	Ultimate Controlling Entity(ies)/Person(s)	Is an SCA Filing Required? (Yes/No)	*
			47-0803686				BHE U.K. Power, Inc.	DE	NIA	Berkshire Hathaway Energy Company	Ownership	100.000	Berkshire Hathaway Inc.	NO	
			41-2049792				BHE U.S. Transmission, LLC	DE	NIA	Berkshire Hathaway Energy Company	Ownership	100.000	Berkshire Hathaway Inc.	NO	
			80-0772521				BHE Wind Watch, LLC	DE	NIA	BHE Montana, LLC	Ownership	100.000	Berkshire Hathaway Inc.	NO	
			45-3608546				BHE Wind, LLC	DE	NIA	BHE Renewables, LLC	Ownership	100.000	Berkshire Hathaway Inc.	NO	
			88-3892988				BHE WV Holdings, LLC	DE	NIA	BHE Renewables, LLC	Ownership	100.000	Berkshire Hathaway Inc.	NO	
			92-0308510				BHE WV Renewables, LLC	DE	NIA	BHE WV Holdings, LLC	Ownership	100.000	Berkshire Hathaway Inc.	NO	
			45-3167899				BHEM Balancing Authority Services, LLC	DE	NIA	BHE Montana, LLC	Ownership	100.000	Berkshire Hathaway Inc.	NO	
			87-3504073				BHER Flat Top Wind Holdings, LLC	DE	NIA	BHE Wind, LLC	Ownership	100.000	Berkshire Hathaway Inc.	NO	
			87-1409445				BHER Gopher Wind Holdings, LLC	DE	NIA	BHE Wind, LLC	Ownership	100.000	Berkshire Hathaway Inc.	NO	
			86-3477710				BHER Independence Wind Holdco, LLC	DE	NIA	BHER IWE Holdco, LLC	Ownership	100.000	Berkshire Hathaway Inc.	NO	
			86-3501782				BHER IWE Holdco, LLC	DE	NIA	BHE Wind, LLC	Ownership	100.000	Berkshire Hathaway Inc.	NO	
			87-4324819				BHER Mariah Wind Holdings, LLC	DE	NIA	BHE Wind, LLC	Ownership	100.000	Berkshire Hathaway Inc.	NO	
			84-4402531				BHER Market Operations, LLC	DE	NIA	BHE Renewables, LLC	Ownership	100.000	Berkshire Hathaway Inc.	NO	
			84-4180674				BHER Minerals, LLC	DE	NIA	BHE Renewables, LLC	Ownership	100.000	Berkshire Hathaway Inc.	NO	
			93-4613915				BHER Operating Company, LLC	DE	NIA	BHE Renewables, LLC	Ownership	100.000	Berkshire Hathaway Inc.	NO	
			76-0209869				BHER Power Resources, Inc.	DE	NIA	BHE Gas, Inc.	Ownership	100.000	Berkshire Hathaway Inc.	NO	
			93-3977708				BHER Ravenswood Solar 1, LLC	DE	NIA	BHER WV Solar, LLC	Ownership	100.000	Berkshire Hathaway Inc.	NO	
			88-4105342				BHER San Vicente Holdings, LLC	DE	NIA	BHE Hydro, LLC	Ownership	100.000	Berkshire Hathaway Inc.	NO	
			82-2814718				BHER Santa Rita Holdings, LLC	DE	NIA	BHE Wind, LLC	Ownership	100.000	Berkshire Hathaway Inc.	NO	
			82-2941893				BHER Santa Rita Investment, LLC	DE	NIA	BHER Santa Rita Holdings, LLC	Ownership	100.000	Berkshire Hathaway Inc.	NO	
			92-1734925				BHER WV Solar, LLC	DE	NIA	BHE WV Renewables, LLC	Ownership	100.000	Berkshire Hathaway Inc.	NO	
			92-1774360				BHER WV Wind, LLC	DE	NIA	BHE WV Renewables, LLC	Ownership	100.000	Berkshire Hathaway Inc.	NO	
			92-0425540				BHER/KIEWIT SVESF, LLC	DE	NIA	BHER San Vicente Holdings, LLC	Ownership	80.000	Berkshire Hathaway Inc.	NO	
			81-4799818				BHES CSG Holdings, LLC	DE	NIA	BHE Solar, LLC	Ownership	100.000	Berkshire Hathaway Inc.	NO	
			81-4247309				BHES Pearl Solar Holdings, LLC	DE	NIA	BHE Solar, LLC	Ownership	100.000	Berkshire Hathaway Inc.	NO	
.0031	Berkshire Hathaway Group	14939	90-0914085				BHG Life Insurance Company	NE	IA	Berkshire Hathaway Life Insurance Company of Nebraska	Ownership	100.000	Berkshire Hathaway Inc.	NO	
			47-0793577				BHG Structured Settlements, Inc.	MO	NIA	Columbia Insurance Company	Ownership	100.000	Berkshire Hathaway Inc.	NO	
			80-0906383				BHH Affiliates, LLC	DE	NIA	HSF Affiliates LLC	Ownership	100.000	Berkshire Hathaway Inc.	NO	
			84-4110738				BHH Iowa Affiliates, LLC	DE	NIA	BHH Affiliates, LLC	Ownership	100.000	Berkshire Hathaway Inc.	NO	
.0031	Berkshire Hathaway Group	11014	39-1981312				BHHC Special Risks Insurance Company	IA	IA	National Indemnity Company	Ownership	100.000	Berkshire Hathaway Inc.	NO	
			46-5394977				BHHC Specialty Risk, LLC	NE	NIA	Ringwalt & Liesche Co.	Ownership	100.000	Berkshire Hathaway Inc.	NO	
			93-4858188				BH-IMC Holdings Inc.	DE	NIA	BH Credit LLC	Ownership	100.000	Berkshire Hathaway Inc.	NO	
			47-0701726				BHSF, Inc.	DE	NIA	Berkshire Hathaway Inc.	Ownership	100.000	Berkshire Hathaway Inc.	NO	
			86-0939888				BHVT Motors, LLC	DE	NIA	Berkshire Hathaway Automotive Inc.	Ownership	93.000	Berkshire Hathaway Inc.	NO	
			35-2552067				biBERK Insurance Services, Inc.	NE	NIA	Columbia Insurance Company	Ownership	100.000	Berkshire Hathaway Inc.	NO	
			37-1838540				BIFCO, LLC	NE	NIA	Columbia Insurance Company	Ownership	100.000	Berkshire Hathaway Inc.	NO	
			27-0769325				Big Red Rooster Flow LLC	IL	NIA	Artform International Inc.	Ownership	100.000	Berkshire Hathaway Inc.	NO	
			27-4413751				Big Sky Plains LP	TX	NIA	AHP Housing Fund 114, LLC	Ownership	99.990	Berkshire Hathaway Inc.	NO	
			27-3400990				Bishop Hill Energy II LLC	DE	NIA	Bishop Hill II Holdings, LLC	Ownership	100.000	Berkshire Hathaway Inc.	NO	
			45-3827786				Bishop Hill II Holdings, LLC	DE	NIA	BH2H Holdings, LLC	Ownership	100.000	Berkshire Hathaway Inc.	NO	
			80-0818943				Bishop Hill Interconnection LLC	DE	NIA	Bishop Hill Energy II LLC	Ownership	33.950	Berkshire Hathaway Inc.	NO	
			92-1157169				Black Rock Geothermal LLC	DE	NIA	Magma Power Company	Ownership	100.000	Berkshire Hathaway Inc.	NO	
			81-4857776				Blenheim School Apartments, LP	MO	NIA	AHP Housing Fund 167, LLC	Ownership	98.990	Berkshire Hathaway Inc.	NO	
							Blot-Lok Ltd.	CAN	NIA	Marmon Holdings, Inc.	Ownership	100.000	Berkshire Hathaway Inc.	NO	
			42-2533395				Blue Chip Stamps, Inc.	DE	NIA	Berkshire Hathaway Inc.	Ownership	100.000	Berkshire Hathaway Inc.	NO	
			87-1855638				Bluffs Townhomes 2, LLC	GA	NIA	TP-CH JV, LLC	Ownership	100.000	Berkshire Hathaway Inc.	NO	
			83-4560526				Bluffs Townhomes, LLC	GA	NIA	TP-CH JV, LLC	Ownership	100.000	Berkshire Hathaway Inc.	NO	
			06-1526350				BM Flo LLC	DE	NIA	Marmon/Keystone LLC	Ownership	100.000	Berkshire Hathaway Inc.	NO	

53.23

ANNUAL STATEMENT FOR THE YEAR 2023 OF THE General Re Life Corporation

**SCHEDULE Y**

**PART 1A - DETAIL OF INSURANCE HOLDING COMPANY SYSTEM**

1	2	3	4	5	6	7	8	9	10	11	12	13	14	15	16
Group Code	Group Name	NAIC Company Code	ID Number	Federal RSSD	CIK	Name of Securities Exchange if Publicly Traded (U.S. or International)	Names of Parent, Subsidiaries Or Affiliates	Domiciliary Location	Relationship to Reporting Entity	Directly Controlled by (Name of Entity/Person)	Type of Control (Ownership, Board, Management, Attorney-in-Fact, Influence, Other)	If Control is Ownership Provide Percentage	Ultimate Controlling Entity(ies)/Person(s)	Is an SCA Filing Required? (Yes/No)	*
			41-1635061				BN Leasing Corporation	DE	NIA	BNSF Railway Company	Ownership	100.000	Berkshire Hathaway Inc.	NO	
			90-0529584				BNSF Communications, Inc.	DE	NIA	BNSF Railway Company	Ownership	100.000	Berkshire Hathaway Inc.	NO	
			38-4102628				BNSF Development Co., LLC	DE	NIA	Burlington Northern Santa Fe, LLC	Ownership	100.000	Berkshire Hathaway Inc.	NO	
			74-3037595				BNSF Equipment Acquisition Company, LLC	DE	NIA	BNSF Railway Company	Ownership	100.000	Berkshire Hathaway Inc.	NO	
			98-1082536				BNSF Logistics Canada, Inc.	CAN	NIA	BNSF Logistics International, LLC	Ownership	100.000	Berkshire Hathaway Inc.	NO	
			81-2374234				BNSF Logistics de Mexico Holdings, LLC	DE	NIA	BNSF Logistics, LLC	Ownership	100.000	Berkshire Hathaway Inc.	NO	
			74-1938975				BNSF Logistics International, LLC	TX	NIA	BNSF Logistics, LLC	Ownership	100.000	Berkshire Hathaway Inc.	NO	
			33-1016819				BNSF Logistics, LLC	DE	NIA	Burlington Northern Santa Fe, LLC	Ownership	100.000	Berkshire Hathaway Inc.	NO	
			41-6034000				BNSF Railway Company	DE	NIA	Burlington Northern Santa Fe, LLC	Ownership	100.000	Berkshire Hathaway Inc.	NO	
			41-1690678				BNSF Railway International Services, Inc.	DE	NIA	BNSF Railway Company	Ownership	100.000	Berkshire Hathaway Inc.	NO	
			81-2374234				BNSF Railway Servicios de Logistica S. de R.L. de C.V.	MEX	NIA	BNSF Logistics de Mexico Holdings, LLC	Ownership	1.000	Berkshire Hathaway Inc.	NO	
			81-2374234				BNSF Railway Servicios de Logistica S. de R.L. de C.V.	MEX	NIA	BNSF Logistics, LLC	Ownership	99.000	Berkshire Hathaway Inc.	NO	
			90-0529588				BNSF Spectrum, Inc.	DE	NIA	BNSF Railway Company	Ownership	100.000	Berkshire Hathaway Inc.	NO	
			52-0913637				Boat America Corporation	VA	NIA	GEICO Corporation	Ownership	100.000	Berkshire Hathaway Inc.	NO	
			54-1243944				Boat Owners Association of the United States	DC	NIA	Boat America Corporation	Ownership	100.000	Berkshire Hathaway Inc.	NO	
			54-1259466				Boat/U.S., Inc.	VA	NIA	Boat America Corporation	Ownership	100.000	Berkshire Hathaway Inc.	NO	
			82-2708476				Boerne Abbington Ranch, LP	GA	NIA	AHP Housing Fund 172, LLC	Ownership	99.990	Berkshire Hathaway Inc.	NO	
			54-2049373				Bon Air/Long & Foster Title Agency, LLC	VA	NIA	Mid-States Title Insurance Agency, LLC	Ownership	50.000	Berkshire Hathaway Inc.	NO	
			75-2514347				Booigal Services Pty. Ltd.	AUS	NIA	Procrane Holdings, Inc.	Ownership	100.000	Berkshire Hathaway Inc.	NO	
			47-0546003				Boot Royalty Company, L.P.	DE	NIA	Justin Brands, Inc.	Ownership	100.000	Berkshire Hathaway Inc.	NO	
			36-2827595				Borsheim Jewelry Company, Inc.	NE	NIA	Berkshire Hathaway Inc.	Ownership	92.860	Berkshire Hathaway Inc.	NO	
			81-2580015				Bourn & Koch, Inc.	IL	NIA	Precision Cutting Technologies, Inc.	Ownership	100.000	Berkshire Hathaway Inc.	NO	
			63-1180738				BPFLA Referrals, LLC	FL	NIA	HomeServices of Florida, Inc.	Ownership	100.000	Berkshire Hathaway Inc.	NO	
			91-1794169				BR Agency, Inc.	AL	NIA	CMH Capital, Inc.	Ownership	100.000	Berkshire Hathaway Inc.	NO	
							Braemac (CA) LLC	DE	NIA	Braemac Group Pty Limited	Ownership	100.000	Berkshire Hathaway Inc.	NO	
							Braemac (SA) Pty Ltd	AUS	NIA	Braemac Group Pty Limited	Ownership	100.000	Berkshire Hathaway Inc.	NO	
							Braemac Asia Holdings PTE Ltd (SG)	SGP	NIA	Braesing Holdings Pty Ltd	Ownership	100.000	Berkshire Hathaway Inc.	NO	
							Braemac Engineering Pty Limited	AUS	NIA	Braemac Group Pty Limited	Ownership	100.000	Berkshire Hathaway Inc.	NO	
							Braemac Group Pty Limited	AUS	NIA	Exponential Technology Group, Inc	Ownership	100.000	Berkshire Hathaway Inc.	NO	
							Braemac HK China Representative Office	CHN	NIA	Braemac Limited (HK)	Ownership	100.000	Berkshire Hathaway Inc.	NO	
							Braemac Limited (HK)	HKG	NIA	RFMM Hong Kong Limited	Ownership	100.000	Berkshire Hathaway Inc.	NO	
							Braemac Ltd (UK)	GBR	NIA	RFMM UK	Ownership	100.000	Berkshire Hathaway Inc.	NO	
							Braemac NZ Pty Limited (NZ)	NZL	NIA	Braemac Unit Trust	Ownership	100.000	Berkshire Hathaway Inc.	NO	
							Braemac Pte Ltd (SG)	SGP	NIA	Braemac Asia Holdings PTE Ltd (SG)	Ownership	100.000	Berkshire Hathaway Inc.	NO	
							Braemac Pty Ltd	AUS	NIA	Braemac Group Pty Limited	Ownership	100.000	Berkshire Hathaway Inc.	NO	
							Braemac Unit Trust	AUS	NIA	Braemac Group Pty Limited	Ownership	100.000	Berkshire Hathaway Inc.	NO	
							Braesing Holdings Pty Ltd	AUS	NIA	Braemac Group Pty Limited	Ownership	100.000	Berkshire Hathaway Inc.	NO	
							Braetec Pty Limited	AUS	NIA	Braemac Group Pty Limited	Ownership	100.000	Berkshire Hathaway Inc.	NO	
			90-0997379				Brainy Toys, Inc.	MIN	NIA	Mindware Corporation	Ownership	100.000	Berkshire Hathaway Inc.	NO	
			45-4759084				Braselton Court, LP	GA	NIA	AHP Housing Fund 228, LLC	Ownership	98.990	Berkshire Hathaway Inc.	NO	
			45-4759084				Braselton Court, LP	GA	NIA	AHP SLP LLC	Ownership	0.000	Berkshire Hathaway Inc.	NO	
			46-4658543				Brewerytown Apartments, LLC	PA	NIA	AHP Housing Fund 49, LLC	Ownership	99.000	Berkshire Hathaway Inc.	NO	
			93-6091601				Bridger Coal Company	WY	NIA	Pacific Minerals, Inc.	Ownership	66.667	Berkshire Hathaway Inc.	NO	
			36-4743690				Brighton Pointe LP	NC	NIA	AHP Housing Fund 229, LLC	Ownership	99.990	Berkshire Hathaway Inc.	NO	
			36-4743690				Brighton Pointe LP	NC	NIA	AHP SLP LLC	Ownership	0.000	Berkshire Hathaway Inc.	NO	

ANNUAL STATEMENT FOR THE YEAR 2023 OF THE General Re Life Corporation

**SCHEDULE Y**

**PART 1A - DETAIL OF INSURANCE HOLDING COMPANY SYSTEM**

1	2	3	4	5	6	7	8	9	10	11	12	13	14	15	16
Group Code	Group Name	NAIC Company Code	ID Number	Federal RSSD	CIK	Name of Securities Exchange if Publicly Traded (U.S. or International)	Names of Parent, Subsidiaries Or Affiliates	Domi-ciliary Location	Relation-ship to Reporting Entity	Directly Controlled by (Name of Entity/Person)	Type of Control (Ownership, Board, Management, Attorney-in-Fact, Influence, Other)	If Control is Ownership Provide Percentage	Ultimate Controlling Entity(ies)/Person(s)	Is an SCA Filing Re-quired? (Yes/No)	*
			13-2922113				Brilliant National Services, Inc.	DE	NIA	Ringwalt & Liesche Co.	Ownership	100.000	Berkshire Hathaway Inc.	NO	
							British Aviation Insurance Group (Technical Services) Limited	GBR	NIA	Global Aerospace Underwriting Managers Limited	Ownership	100.000	Berkshire Hathaway Inc.	NO	
							British Aviation Insurance Group (Underwriting Services) Limited	GBR	NIA	Global Aerospace Underwriting Managers Limited	Ownership	100.000	Berkshire Hathaway Inc.	NO	
			52-2060649				British Insurance Company of Cayman	CYM	NIA	Columbia Insurance Company	Ownership	100.000	Berkshire Hathaway Inc.	NO	
			53-0075853				BRK Investment Holdings, LLC	DE	NIA	Government Employees Insurance Company	Ownership	100.000	Berkshire Hathaway Inc.	NO	
			30-0749914				Brookcreek Crossing LP	VA	NIA	AHP Housing Fund 230, LLC	Ownership	99.990	Berkshire Hathaway Inc.	NO	
			30-0749914				Brookcreek Crossing LP	VA	NIA	AHP SLP LLC	Ownership	0.000	Berkshire Hathaway Inc.	NO	
			98-1244982				Brooks Running S.L.U.	ESP	NIA	Brooks Sports B.V.	Ownership	100.000	Berkshire Hathaway Inc.	NO	
							Brooks Sports (Singapore) Pte. Ltd.	SGP	NIA	Brooks Sports, Inc.	Ownership	100.000	Berkshire Hathaway Inc.	NO	
							Brooks Sports AB	SWE	NIA	Brooks Sports B.V.	Ownership	100.000	Berkshire Hathaway Inc.	NO	
							Brooks Sports B.V.	NLD	NIA	Brooks Sports, Inc.	Ownership	100.000	Berkshire Hathaway Inc.	NO	
			98-1244896				Brooks Sports GmbH	DEU	NIA	Brooks Sports B.V.	Ownership	100.000	Berkshire Hathaway Inc.	NO	
			98-1244989				Brooks Sports Limited	GBR	NIA	Brooks Sports B.V.	Ownership	100.000	Berkshire Hathaway Inc.	NO	
							Brooks Sports Limited	CAN	NIA	Brooks Sports, Inc.	Ownership	100.000	Berkshire Hathaway Inc.	NO	
			98-1244914				Brooks Sports S.A.R.L.	FRA	NIA	Brooks Sports B.V.	Ownership	100.000	Berkshire Hathaway Inc.	NO	
			98-1244928				Brooks Sports S.R.L.	ITA	NIA	Brooks Sports B.V.	Ownership	100.000	Berkshire Hathaway Inc.	NO	
							Brooks Sports Vietnam Limited Liability Company	VNM	NIA	Brooks Sports, Inc.	Ownership	100.000	Berkshire Hathaway Inc.	NO	
			91-1580860				Brooks Sports, Inc.	WA	NIA	Berkshire Hathaway Inc.	Ownership	100.000	Berkshire Hathaway Inc.	NO	
			98-1640595				BS An Ghearmain GmbH	DEU	NIA	Anchorbuoy Ltd	Ownership	100.000	Berkshire Hathaway Inc.	NO	
			98-1641258				BS Denmark Aps	DNK	NIA	Anchorbuoy Ltd	Ownership	100.000	Berkshire Hathaway Inc.	NO	
			98-1641587				BS Isiltir BV	NLD	NIA	Anchorbuoy Ltd	Ownership	100.000	Berkshire Hathaway Inc.	NO	
			92-1587065				BSNF Dayton LLC	DE	NIA	Burlington Northern Santa Fe, LLC	Ownership	100.000	Berkshire Hathaway Inc.	NO	
							BSW Zerspanungswerkzeuge GmbH	DEU	NIA	IMC International Metalworking Companies Inc.	Ownership	80.000	Berkshire Hathaway Inc.	NO	
							Buildsoft Pty Ltd	AUS	NIA	MiTek Australia Ltd.	Ownership	100.000	Berkshire Hathaway Inc.	NO	
			45-3823323				Bulldogger-GMC, Limited Partnership	OK	NIA	AHP Housing Fund 9, LLC	Ownership	99.990	Berkshire Hathaway Inc.	NO	
			83-0595449				Bunkerhill Holdings Company LLC	DE	NIA	Bunkerhill Oil Marketing LLC	Ownership	100.000	Berkshire Hathaway Inc.	NO	
			82-3562901				Bunkerhill Oil Marketing LLC	DE	NIA	PFJE Holdings LLC	Ownership	100.000	Berkshire Hathaway Inc.	NO	
							Burlington Northern (Manitoba) Limited	CAN	NIA	BNSF Railway Company	Ownership	100.000	Berkshire Hathaway Inc.	NO	
			52-1604648				Burlington Northern Railroad Holdings, Inc.	DE	NIA	BNSF Railway Company	Ownership	100.000	Berkshire Hathaway Inc.	NO	
							Burlington Northern Santa Fe Insurance Company, Ltd.	BMU	NIA	Burlington Northern Santa Fe, LLC	Ownership	100.000	Berkshire Hathaway Inc.	NO	
							Burlington Northern Santa Fe Properties, L.L.C.	DE	NIA	BNSF Railway Company	Ownership	100.000	Berkshire Hathaway Inc.	NO	
			00-0000000				Burlington Northern Santa Fe, LLC	DE	NIA	Berkshire Hathaway Inc.	Ownership	100.000	Berkshire Hathaway Inc.	NO	
			27-1754839				Business Wire Canada Limited	CAN	NIA	Business Wire, Inc.	Ownership	100.000	Berkshire Hathaway Inc.	NO	
							Business Wire China Ltd	HKG	NIA	Business Wire, Inc.	Ownership	100.000	Berkshire Hathaway Inc.	NO	
			98-0355110				Business Wire Europe Limited	GBR	NIA	Business Wire, Inc.	Ownership	100.000	Berkshire Hathaway Inc.	NO	
			98-0492980				Business Wire France SARL	FRA	NIA	Business Wire, Inc.	Ownership	100.000	Berkshire Hathaway Inc.	NO	
							Business Wire Japan KK	JPN	NIA	Business Wire, Inc.	Ownership	100.000	Berkshire Hathaway Inc.	NO	
			20-4146409				Business Wire, Inc.	DE	NIA	Berkshire Hathaway Inc.	Ownership	100.000	Berkshire Hathaway Inc.	NO	
			35-2478025				Butler Brothers Hospitality Group, LLC	TX	NIA	AHP Housing Fund 109, LLC	Ownership	99.000	Berkshire Hathaway Inc.	NO	
			01-0227197				Butler Brothers Supply Division, LLC	DE	NIA	ITTI Investment Holdings Inc.	Ownership	51.000	Berkshire Hathaway Inc.	NO	
			20-2019191				BWNVT Motors, LLC	DE	NIA	Berkshire Hathaway Automotive Inc.	Ownership	3.000	Berkshire Hathaway Inc.	NO	
			20-2019191				BWNVT Motors, LLC	DE	NIA	Berkshire Hathaway Automotive Inc.	Ownership	93.000	Berkshire Hathaway Inc.	NO	
			23-2810550				C&R Insurance Services, LLC	PA	NIA	The Medical Protective Company	Ownership	100.000	Berkshire Hathaway Inc.	NO	
			57-1178837				C&R Legal Insurance Agency, LLC	PA	NIA	The Medical Protective Company	Ownership	100.000	Berkshire Hathaway Inc.	NO	

53.25

ANNUAL STATEMENT FOR THE YEAR 2023 OF THE General Re Life Corporation

**SCHEDULE Y**

**PART 1A - DETAIL OF INSURANCE HOLDING COMPANY SYSTEM**

1	2	3	4	5	6	7	8	9	10	11	12	13	14	15	16
Group Code	Group Name	NAIC Company Code	ID Number	Federal RSSD	CIK	Name of Securities Exchange if Publicly Traded (U.S. or International)	Names of Parent, Subsidiaries Or Affiliates	Domiciliary Location	Relationship to Reporting Entity	Directly Controlled by (Name of Entity/Person)	Type of Control (Ownership, Board, Management, Attorney-in-Fact, Influence, Other)	If Control is Ownership Provide Percentage	Ultimate Controlling Entity(ies)/Person(s)	Is an SCA Filing Required? (Yes/No)	*
							C.T.B Israel Holdings Ltd. ....	.ISR.....	NIA.....	CTB Legacy Holding B.V. ....	Ownership.....	100.000	Berkshire Hathaway Inc. ....	NO.....	
							Cabinplant A/S .....	.DNK.....	NIA.....	CTB Denmark Holding ApS .....	Ownership.....	96.000	Berkshire Hathaway Inc. ....	NO.....	
							Cabinplant Deutschland GmbH .....	.DEU.....	NIA.....	Cabinplant A/S .....	Ownership.....	100.000	Berkshire Hathaway Inc. ....	NO.....	
			61-1680073				Cabinplant Inc. ....	.GA.....	NIA.....	Cabinplant A/S .....	Ownership.....	100.000	Berkshire Hathaway Inc. ....	NO.....	
							Cabinplant SL .....	.ESP.....	NIA.....	Cabinplant A/S .....	Ownership.....	100.000	Berkshire Hathaway Inc. ....	NO.....	
							Cabinplant sp. Z o.o. ....	.POL.....	NIA.....	Cabinplant A/S .....	Ownership.....	100.000	Berkshire Hathaway Inc. ....	NO.....	
			04-3461923				Cable Components Group LLC .....	.RI.....	NIA.....	Marmon Wire & Cable, Inc. ....	Ownership.....	100.000	Berkshire Hathaway Inc. ....	NO.....	
										Geronomo Community Solar Gardens Holding Company, LLC .....	Ownership.....	100.000	Berkshire Hathaway Inc. ....	NO.....	
			36-4817518				Caelum Community Solar Gardens, LLC .....	.MN.....	NIA.....	Caelum Community Solar Gardens, LLC .....	Ownership.....	100.000	Berkshire Hathaway Inc. ....	NO.....	
			35-2543546				Caelum CSG1, LLC .....	.MN.....	NIA.....	Caelum Community Solar Gardens, LLC .....	Ownership.....	100.000	Berkshire Hathaway Inc. ....	NO.....	
			38-3981555				Caelum CSG2, LLC .....	.MN.....	NIA.....	Caelum Community Solar Gardens, LLC .....	Ownership.....	100.000	Berkshire Hathaway Inc. ....	NO.....	
			98-0583519				Caledonian Alloys Limited .....	.GBR.....	NIA.....	PCC UK Global Holdings Limited .....	Ownership.....	100.000	Berkshire Hathaway Inc. ....	NO.....	
			57-0862054				Caledonian Alloys, Inc. ....	.SC.....	NIA.....	Precision Castparts Corp. ....	Ownership.....	100.000	Berkshire Hathaway Inc. ....	NO.....	
			47-0810714				CalEnergy Company, Inc. ....	.DE.....	NIA.....	Berkshire Hathaway Energy Company .....	Ownership.....	100.000	Berkshire Hathaway Inc. ....	NO.....	
							CalEnergy Gas (Holdings) Limited .....	.GBR.....	NIA.....	Northern Powergrid Gas Limited .....	Ownership.....	100.000	Berkshire Hathaway Inc. ....	NO.....	
							CalEnergy Gas Limited .....	.GBR.....	NIA.....	CalEnergy Resources Limited .....	Ownership.....	100.000	Berkshire Hathaway Inc. ....	NO.....	
			39-1988036				CalEnergy Generation Operating Company .....	.DE.....	NIA.....	BHE Geothermal, LLC .....	Ownership.....	100.000	Berkshire Hathaway Inc. ....	NO.....	
			46-2446184				CalEnergy Geothermal Holding, LLC .....	.DE.....	NIA.....	BHE Geothermal, LLC .....	Ownership.....	100.000	Berkshire Hathaway Inc. ....	NO.....	
			47-0782328				CalEnergy International Services, Inc. ....	.DE.....	NIA.....	Berkshire Hathaway Energy Company .....	Ownership.....	100.000	Berkshire Hathaway Inc. ....	NO.....	
			98-0223222				CalEnergy Investments C.V. ....	.NLD.....	NIA.....	Berkshire Hathaway Energy Company .....	Ownership.....	90.000	Berkshire Hathaway Inc. ....	NO.....	
			98-0223222				CalEnergy Investments C.V. ....	.NLD.....	NIA.....	CE Electric (NV), Inc. ....	Ownership.....	10.000	Berkshire Hathaway Inc. ....	NO.....	
			47-0810718				CalEnergy Minerals LLC .....	.DE.....	NIA.....	Magma Power Company .....	Ownership.....	100.000	Berkshire Hathaway Inc. ....	NO.....	
			33-0268085				CalEnergy Operating Corporation .....	.DE.....	NIA.....	Magma Power Company .....	Ownership.....	100.000	Berkshire Hathaway Inc. ....	NO.....	
			91-1854166				CalEnergy Pacific Holdings Corp. ....	.DE.....	NIA.....	Berkshire Hathaway Energy Company .....	Ownership.....	100.000	Berkshire Hathaway Inc. ....	NO.....	
							CalEnergy Resources (Australia) Limited .....	.GBR.....	NIA.....	CalEnergy Resources Limited .....	Ownership.....	100.000	Berkshire Hathaway Inc. ....	NO.....	
							CalEnergy Resources (UK) Limited .....	.GBR.....	NIA.....	CalEnergy Resources Limited .....	Ownership.....	100.000	Berkshire Hathaway Inc. ....	NO.....	
			98-0413165				CalEnergy Resources Limited .....	.GBR.....	NIA.....	CalEnergy Gas (Holdings) Limited .....	Ownership.....	100.000	Berkshire Hathaway Inc. ....	NO.....	
			98-0413167				CalEnergy Resources Poland Sp. z.o.o. ....	.POL.....	NIA.....	CalEnergy Resources Limited .....	Ownership.....	100.000	Berkshire Hathaway Inc. ....	NO.....	
			93-4770968				CalEnergy YCA Partner 2, LLC .....	.DE.....	NIA.....	California Energy Yuma Corporation .....	Ownership.....	100.000	Berkshire Hathaway Inc. ....	NO.....	
			46-2437007				CalEnergy, LLC .....	.DE.....	NIA.....	CalEnergy Geothermal Holding, LLC .....	Ownership.....	100.000	Berkshire Hathaway Inc. ....	NO.....	
			77-0321523				California Energy Development Corporation .....	.DE.....	NIA.....	CE Generation, LLC .....	Ownership.....	100.000	Berkshire Hathaway Inc. ....	NO.....	
			87-0468648				California Energy Yuma Corporation .....	.UT.....	NIA.....	California Energy Development Corporation .....	Ownership.....	100.000	Berkshire Hathaway Inc. ....	NO.....	
			33-0800278				California Title Company .....	.CA.....	NIA.....	Pickford Holdings LLC .....	Ownership.....	63.694	Berkshire Hathaway Inc. ....	NO.....	
			46-4423014				California Utility HoldCo, LLC .....	.DE.....	NIA.....	BHE U.S. Transmission, LLC .....	Ownership.....	100.000	Berkshire Hathaway Inc. ....	NO.....	
			83-0350993				Caljet of America LLC .....	.AZ.....	NIA.....	Pro Petroleum LLC .....	Ownership.....	50.000	Berkshire Hathaway Inc. ....	NO.....	
							Calpe Insurance Company Limited .....	.GIB.....	NIA.....	Transatlantic Reinsurance Company .....	Ownership.....	100.000	Berkshire Hathaway Inc. ....	NO.....	
			45-2687032				Cambria Properties, L.P. ....	.IL.....	NIA.....	AHP Housing Fund 40, LLC .....	Ownership.....	99.990	Berkshire Hathaway Inc. ....	NO.....	
			47-5573556				Camellia Group, LP .....	.MS.....	NIA.....	AHP Housing Fund 139, LLC .....	Ownership.....	99.990	Berkshire Hathaway Inc. ....	NO.....	
							Camelot Housing Associates Limited Partnership .....	.MA.....	NIA.....	AHP Housing Fund 181, LLC .....	Ownership.....	99.990	Berkshire Hathaway Inc. ....	NO.....	
			83-0815652				Camp Manufacturing Company .....	.DE.....	NIA.....	Union Underwear Company, Inc. ....	Ownership.....	100.000	Berkshire Hathaway Inc. ....	NO.....	
			20-1060857				Canadian Aviation Insurance Managers Ltd. ....	.CAN.....	NIA.....	United States Aviation Underwriters, Inc. ....	Ownership.....	100.000	Berkshire Hathaway Inc. ....	NO.....	
			13-5458900				Canadian Solar Investment Finco Pty Ltd .....	.AUS.....	NIA.....	Canadian Solar Investment Holdco Pty Ltd .....	Ownership.....	100.000	Berkshire Hathaway Inc. ....	NO.....	
							Canadian Solar Investment Finco Pty Ltd .....	.AUS.....	NIA.....	Canadian Solar Investment Management Pty Ltd .....	Ownership.....	100.000	Berkshire Hathaway Inc. ....	NO.....	
							Canadian Solar Investment Holdco Pty Ltd .....	.AUS.....	NIA.....	Canadian Solar Investment Management Pty Ltd .....	Ownership.....	100.000	Berkshire Hathaway Inc. ....	NO.....	
							Canadian Solar Investment Management Pty Ltd .....	.AUS.....	NIA.....	CalEnergy Resources (Australia) Limited .....	Ownership.....	100.000	Berkshire Hathaway Inc. ....	NO.....	
							Canadian Solar Investment Trust .....	.AUS.....	NIA.....	CalEnergy Resources (Australia) Limited .....	Ownership.....	100.000	Berkshire Hathaway Inc. ....	NO.....	
			41-1290401				Cannon Equipment LLC .....	.MN.....	NIA.....	Marmon Retail Technologies Company .....	Ownership.....	100.000	Berkshire Hathaway Inc. ....	NO.....	

53.26

ANNUAL STATEMENT FOR THE YEAR 2023 OF THE General Re Life Corporation

**SCHEDULE Y**

**PART 1A - DETAIL OF INSURANCE HOLDING COMPANY SYSTEM**

1	2	3	4	5	6	7	8	9	10	11	12	13	14	15	16
Group Code	Group Name	NAIC Company Code	ID Number	Federal RSSD	CIK	Name of Securities Exchange if Publicly Traded (U.S. or International)	Names of Parent, Subsidiaries Or Affiliates	Domi-ciliary Location	Relation-ship to Reporting Entity	Directly Controlled by (Name of Entity/Person)	Type of Control (Ownership, Board, Management, Attorney-in-Fact, Influence, Other)	If Control is Ownership Provide Percentage	Ultimate Controlling Entity(ies)/Person(s)	Is an SCA Filing Re-quired? (Yes/No)	*
			38-1411693				Cannon-Muskegon Corporation	..MI.....	..NIA.....	SPS International Investment Company	Ownership.....	100.000	Berkshire Hathaway Inc.	....NO.....	
			63-1192886				CanopyTitle, LLC	..AL.....	..NIA.....	HomeServices of America, Inc.	Ownership.....	100.000	Berkshire Hathaway Inc.	....NO.....	
			30-0881184				Capella Community Solar Gardens, LLC	..MN.....	..NIA.....	Capella Community Solar Gardens Holding Company, LLC	Ownership.....	100.000	Berkshire Hathaway Inc.	....NO.....	
			47-5028242				Capella CSG1, LLC	..MN.....	..NIA.....	Capella Community Solar Gardens, LLC	Ownership.....	100.000	Berkshire Hathaway Inc.	....NO.....	
			47-5042364				Capella CSG2, LLC	..MN.....	..NIA.....	Capella Community Solar Gardens, LLC	Ownership.....	100.000	Berkshire Hathaway Inc.	....NO.....	
			47-5050175				Capella CSG3, LLC	..MN.....	..NIA.....	Capella Community Solar Gardens, LLC	Ownership.....	100.000	Berkshire Hathaway Inc.	....NO.....	
			47-5069998				Capella CSG4, LLC	..MN.....	..NIA.....	Capella Community Solar Gardens, LLC	Ownership.....	100.000	Berkshire Hathaway Inc.	....NO.....	
			47-5075729				Capella CSG5, LLC	..MN.....	..NIA.....	Capella Community Solar Gardens, LLC	Ownership.....	100.000	Berkshire Hathaway Inc.	....NO.....	
			87-1880877				Capitol Chevrolet Motors LLC	..DE.....	..NIA.....	Berkshire Hathaway Automotive Inc.	Ownership.....	94.000	Berkshire Hathaway Inc.	....NO.....	
			39-1792399				Capitol Facilities Corporation (Wisconsin)	..WI.....	..NIA.....	CapSpecialty, Inc.	Ownership.....	100.000	Berkshire Hathaway Inc.	....NO.....	
0031	Berkshire Hathaway Group	10472	39-0971527				Capitol Indemnity Corporation	..WI.....	..IA.....	CapSpecialty, Inc.	Ownership.....	100.000	Berkshire Hathaway Inc.	....NO.....	
			46-4126534				Capitol Places VI Owner, LLC	..SC.....	..NIA.....	AHP Housing Fund 160, LLC	Ownership.....	99.000	Berkshire Hathaway Inc.	....NO.....	
0031	Berkshire Hathaway Group	10328	39-0988659				Capitol Specialty Insurance Corporation	..WI.....	..IA.....	Capitol Indemnity Corporation	Ownership.....	100.000	Berkshire Hathaway Inc.	....NO.....	
			47-0644826				Capitol Title Company	..NE.....	..NIA.....	HomeServices of Nebraska, Inc.	Ownership.....	100.000	Berkshire Hathaway Inc.	....NO.....	
			39-1052658				CapSpecialty, Inc.	..WI.....	..NIA.....	Alleghany Insurance Holdings LLC	Ownership.....	100.000	Berkshire Hathaway Inc.	....NO.....	
			33-0586680				Cardlock Fuels System LLC	..CA.....	..NIA.....	Southern Counties Oil Company LP	Ownership.....	100.000	Berkshire Hathaway Inc.	....NO.....	
			47-0691268				Carefree / Scott Fetzer Company	..DE.....	..NIA.....	BHSF, Inc.	Ownership.....	100.000	Berkshire Hathaway Inc.	....NO.....	
			61-1770095				Carina Community Solar Gardens, LLC	..MN.....	..NIA.....	Carina Community Solar Gardens Holding Company, LLC	Ownership.....	100.000	Berkshire Hathaway Inc.	....NO.....	
			47-5222072				Carina CSG1, LLC	..MN.....	..NIA.....	Carina Community Solar Gardens, LLC	Ownership.....	100.000	Berkshire Hathaway Inc.	....NO.....	
			47-5234184				Carina CSG2, LLC	..MN.....	..NIA.....	Carina Community Solar Gardens, LLC	Ownership.....	100.000	Berkshire Hathaway Inc.	....NO.....	
			47-5240288				Carina CSG3, LLC	..MN.....	..NIA.....	Carina Community Solar Gardens, LLC	Ownership.....	100.000	Berkshire Hathaway Inc.	....NO.....	
			47-5264303				Carina CSG4, LLC	..MN.....	..NIA.....	Carina Community Solar Gardens, LLC	Ownership.....	100.000	Berkshire Hathaway Inc.	....NO.....	
			95-2152781				Carlton Forge Works LLC	..CA.....	..NIA.....	Precision Castparts Corp.	Ownership.....	100.000	Berkshire Hathaway Inc.	....NO.....	
			47-4574139				Carolina Gas Services, Inc.	..VA.....	..NIA.....	BHE GT&S, LLC	Ownership.....	100.000	Berkshire Hathaway Inc.	....NO.....	
			57-0655473				Carolina Gas Transmission, LLC	..SC.....	..NIA.....	Eastern Energy Gas Holdings, LLC	Ownership.....	100.000	Berkshire Hathaway Inc.	....NO.....	
							Castigliano Vermögensverwaltungs GmbH	..DEU.....	..NIA.....	Johns Manville Europe GmbH	Ownership.....	100.000	Berkshire Hathaway Inc.	....NO.....	
							CAT SQUARED, S. de R.L. de C.V.	..MEX.....	..NIA.....	CTB Technology Holding Inc	Ownership.....	0.030	Berkshire Hathaway Inc.	....NO.....	
							CAT SQUARED, S. de R.L. de C.V.	..MEX.....	..NIA.....	M-Tech International, Inc	Ownership.....	99.970	Berkshire Hathaway Inc.	....NO.....	
			46-1500243				CATA Services Company	..WI.....	..NIA.....	CapSpecialty, Inc.	Ownership.....	100.000	Berkshire Hathaway Inc.	....NO.....	
			90-1019323				Catalunya Apartments LLC	..AZ.....	..NIA.....	AHP Housing Fund 83, LLC	Ownership.....	99.990	Berkshire Hathaway Inc.	....NO.....	
							Catequip S.A.S	..FRA.....	..NIA.....	Ecowater Systems France SAS	Ownership.....	28.140	Berkshire Hathaway Inc.	....NO.....	
							Catequip S.A.S	..FRA.....	..NIA.....	Marmon Retail Technologies Company	Ownership.....	71.860	Berkshire Hathaway Inc.	....NO.....	
			14-1858683				Cavalier Home Builders, LLC	..DE.....	..NIA.....	Cavalier Homes, Inc.	Ownership.....	100.000	Berkshire Hathaway Inc.	....NO.....	
			63-0949734				Cavalier Homes, Inc.	..DE.....	..NIA.....	Southern Energy Homes, Inc.	Ownership.....	100.000	Berkshire Hathaway Inc.	....NO.....	
			86-0833438				CAVT, LLC	..DE.....	..NIA.....	Berkshire Hathaway Automotive Inc.	Ownership.....	78.000	Berkshire Hathaway Inc.	....NO.....	
			86-0833438				CAVT, LLC	..DE.....	..NIA.....	BHA Minority Interest Holdco, Inc.	Ownership.....	16.000	Berkshire Hathaway Inc.	....NO.....	
			26-4521178				CBL Trading, LLC	..DE.....	..NIA.....	Charter Brokerage LLC	Ownership.....	100.000	Berkshire Hathaway Inc.	....NO.....	
							CCPI Europe Limited	..GBR.....	..NIA.....	Marmon Group Limited, The	Ownership.....	100.000	Berkshire Hathaway Inc.	....NO.....	
			98-0417848				CE Casecan II, Inc.	..PHL.....	..NIA.....	CE Casecan Ltd.	Ownership.....	100.000	Berkshire Hathaway Inc.	....NO.....	
			98-0416566				CE Casecan Ltd.	..BMU.....	..NIA.....	CalEnergy Pacific Holdings Corp.	Ownership.....	51.000	Berkshire Hathaway Inc.	....NO.....	
			98-0416566				CE Casecan Ltd.	..BMU.....	..NIA.....	CE International Investments, Inc.	Ownership.....	49.000	Berkshire Hathaway Inc.	....NO.....	
							CE Casecan Water and Energy Company, Inc.	..PHL.....	..NIA.....	CE Casecan II, Inc.	Ownership.....	70.000	Berkshire Hathaway Inc.	....NO.....	
							CE Casecan Water and Energy Company, Inc.	..PHL.....	..NIA.....	CE Casecan Ltd.	Ownership.....	15.000	Berkshire Hathaway Inc.	....NO.....	
			13-3958010				CE Electric (NY), Inc.	..DE.....	..NIA.....	Berkshire Hathaway Energy Company	Ownership.....	100.000	Berkshire Hathaway Inc.	....NO.....	
							CE Electric Services Limited	..GBR.....	..NIA.....	Northern Electric plc.	Ownership.....	100.000	Berkshire Hathaway Inc.	....NO.....	
			47-0818523				CE Generation, LLC	..DE.....	..NIA.....	BHE Geothermal, LLC	Ownership.....	100.000	Berkshire Hathaway Inc.	....NO.....	
			77-0321525				CE Geothermal, Inc.	..DE.....	..NIA.....	BHE Geothermal, LLC	Ownership.....	100.000	Berkshire Hathaway Inc.	....NO.....	

ANNUAL STATEMENT FOR THE YEAR 2023 OF THE General Re Life Corporation

**SCHEDULE Y**

**PART 1A - DETAIL OF INSURANCE HOLDING COMPANY SYSTEM**

1	2	3	4	5	6	7	8	9	10	11	12	13	14	15	16
Group Code	Group Name	NAIC Company Code	ID Number	Federal RSSD	CIK	Name of Securities Exchange if Publicly Traded (U.S. or International)	Names of Parent, Subsidiaries Or Affiliates	Domi-ciliary Location	Relation-ship to Reporting Entity	Directly Controlled by (Name of Entity/Person)	Type of Control (Ownership, Board, Management, Attorney-in-Fact, Influence, Other)	If Control is Ownership Provide Percentage	Ultimate Controlling Entity(ies)/Person(s)	Is an SCA Filing Re-quired? (Yes/No)	*
			91-1758221				CE International Investments, Inc.	DE	NIA	Berkshire Hathaway Energy Company	Ownership	100.000	Berkshire Hathaway Inc.	NO	
			27-1573694				CE Leathers Company	CA	NIA	Magma Power Company	Ownership	100.000	Berkshire Hathaway Inc.	NO	
			98-0399102				CE Mahanagdong Ltd.	BMU	NIA	CE International Investments, Inc.	Ownership	100.000	Berkshire Hathaway Inc.	NO	
							CE Philippines Ltd.	BMU	NIA	CE International Investments, Inc.	Ownership	100.000	Berkshire Hathaway Inc.	NO	
			47-0812159				CE Turbo LLC	DE	NIA	Magma Power Company	Ownership	100.000	Berkshire Hathaway Inc.	NO	
			42-1059101				CEI Equipment Company, LLC	DE	NIA	R.C. Tway Company, LLC	Ownership	100.000	Berkshire Hathaway Inc.	NO	
			38-3979686				Centaurus Community Solar Gardens, LLC	MN	NIA	Geronimo Community Solar Gardens Holding Company, LLC	Ownership	100.000	Berkshire Hathaway Inc.	NO	
			47-5289747				Centaurus CSG1, LLC	MIN	NIA	Centaurus Community Solar Gardens, LLC	Ownership	100.000	Berkshire Hathaway Inc.	NO	
			47-5312842				Centaurus CSG2, LLC	MIN	NIA	Centaurus Community Solar Gardens, LLC	Ownership	100.000	Berkshire Hathaway Inc.	NO	
			46-2621376				Centerline AHP Housing LLC	NJ	NIA	AHP Housing Fund 30, LLC	Ownership	100.000	Berkshire Hathaway Inc.	NO	
			47-2421070				Centerville Senior Lofts, LLC	IA	NIA	AHP Housing Fund 125, LLC	Ownership	99.990	Berkshire Hathaway Inc.	NO	
			98-1058493				Centra Industries Inc.	CAN	NIA	Precision Castparts Corp.	Ownership	100.000	Berkshire Hathaway Inc.	NO	
			94-6000255				Central California Traction Company	CA	NIA	BNSF Railway Company	Ownership	33.330	Berkshire Hathaway Inc.	NO	
							Central PowerGrid Limited	GBR	NIA	Northern Electric plc.	Ownership	100.000	Berkshire Hathaway Inc.	NO	
0031	Berkshire Hathaway Group	34274	47-0591908				Central States Indemnity Co. of Omaha	NE	IA	Central States of Omaha Companies, Inc.	Ownership	100.000	Berkshire Hathaway Inc.	NO	
			47-0600248				Central States of Omaha Companies, Inc.	NE	NIA	Berkshire Hathaway Inc.	Ownership	92.000	Berkshire Hathaway Inc.	NO	
			45-2687152				Centralia Properties, L.P.	IL	NIA	AHP Housing Fund 44, LLC	Ownership	99.990	Berkshire Hathaway Inc.	NO	
			20-0619730				Cerro Fabricated Products LLC	DE	NIA	Marmon Engineered Components Company	Ownership	100.000	Berkshire Hathaway Inc.	NO	
			37-1225456				Cerro Flow Products LLC	DE	NIA	Marmon Tubing, Fittings & Wire Products, Inc.	Ownership	100.000	Berkshire Hathaway Inc.	NO	
			98-0597726				Cerro Precision Limited	GBR	NIA	Marmon Group Limited, The	Ownership	100.000	Berkshire Hathaway Inc.	NO	
			36-3114910				Cerro Trading Company LLC	DE	NIA	Marmon Holdings, Inc.	Ownership	100.000	Berkshire Hathaway Inc.	NO	
			36-3205325				Cerro Wire LLC	DE	NIA	Marmon Tubing, Fittings & Wire Products, Inc.	Ownership	100.000	Berkshire Hathaway Inc.	NO	
			85-3513689				CerroZone LLC	DE	NIA	Cerro Flow Products LLC	Ownership	100.000	Berkshire Hathaway Inc.	NO	
			06-1718484				CH Industries, Inc.	SC	NIA	Wilbert, Inc.	Ownership	100.000	Berkshire Hathaway Inc.	NO	
			47-0691258				CH Transition Company LLC	DE	NIA	Marmon Retail Products, Inc.	Ownership	100.000	Berkshire Hathaway Inc.	NO	
			46-4872711				Changnam I.N.T. LTD	KOR	NIA	Exponential Technology Group, Inc	Ownership	100.000	Berkshire Hathaway Inc.	NO	
			71-1046366				Charlestown Ropewalk, LLC	MA	NIA	AHP Housing Fund 137, LLC	Ownership	99.000	Berkshire Hathaway Inc.	NO	
			20-4888288				Charter Brokerage Canada Corporation	CAN	NIA	Charter Brokerage LLC	Ownership	100.000	Berkshire Hathaway Inc.	NO	
			05-0562792				Charter Brokerage Holdings Corp.	DE	NIA	Berkshire Hathaway Inc.	Ownership	85.100	Berkshire Hathaway Inc.	NO	
			20-1483560				Charter Brokerage Holdings, LLC	DE	NIA	Charter Brokerage Holdings Corp.	Ownership	100.000	Berkshire Hathaway Inc.	NO	
			98-0652147				Chemtool (UK) Ltd.	GBR	NIA	Charter Brokerage Holdings, LLC	Ownership	100.000	Berkshire Hathaway Inc.	NO	
			47-2707576				Chemtool Incorporated	DE	NIA	Lubrizol Luxembourg S.a.r.l.	Ownership	100.000	Berkshire Hathaway Inc.	NO	
			47-2741432				Chengde Pipe Hong Kong Limited	HKG	NIA	The Lubrizol Corporation	Ownership	100.000	Berkshire Hathaway Inc.	NO	
			47-2749933				China Guangzhou Branch	CHN	NIA	SPS Asia Limited	Ownership	100.000	Berkshire Hathaway Inc.	NO	
			47-2778958				Chisago Community Solar 1, LLC	DE	NIA	Duracell (China) Limited	Ownership	100.000	Berkshire Hathaway Inc.	NO	
			47-2692444				Chisago Community Solar 2, LLC	DE	NIA	Geronimo Community Solar Gardens, LLC	Ownership	100.000	Berkshire Hathaway Inc.	NO	
							Chisago Community Solar 3, LLC	DE	NIA	Geronimo Community Solar Gardens, LLC	Ownership	100.000	Berkshire Hathaway Inc.	NO	
							Chisago Community Solar 4, LLC	DE	NIA	Geronimo Community Solar Gardens, LLC	Ownership	100.000	Berkshire Hathaway Inc.	NO	
							Chisago Community Solar Gardens, LLC	DE	NIA	Geronimo Community Solar Gardens, LLC	Ownership	100.000	Berkshire Hathaway Inc.	NO	
							Chore-Time Brock Holding B.V.	NLD	NIA	CTB, Inc. ("CTB")	Ownership	100.000	Berkshire Hathaway Inc.	NO	
							Chore-Time Brock Ltda.	BRA	NIA	CTB Credit Corp.	Ownership	1.000	Berkshire Hathaway Inc.	NO	
							Chore-Time Brock Ltda.	BRA	NIA	CTB, Inc. ("CTB")	Ownership	99.000	Berkshire Hathaway Inc.	NO	
							Chore-Time Ede B.V.	NLD	NIA	Volito Group B.V.	Ownership	100.000	Berkshire Hathaway Inc.	NO	
							Chore-Time Europe B.V.	NLD	NIA	CTB Legacy Holding B.V.	Ownership	100.000	Berkshire Hathaway Inc.	NO	
							Chore-Time Europe Sp. Z.o.o.	POL	NIA	Chore-Time Europe B.V.	Ownership	100.000	Berkshire Hathaway Inc.	NO	

53.28



ANNUAL STATEMENT FOR THE YEAR 2023 OF THE General Re Life Corporation

**SCHEDULE Y**

**PART 1A - DETAIL OF INSURANCE HOLDING COMPANY SYSTEM**

1	2	3	4	5	6	7	8	9	10	11	12	13	14	15	16
Group Code	Group Name	NAIC Company Code	ID Number	Federal RSSD	CIK	Name of Securities Exchange if Publicly Traded (U.S. or International)	Names of Parent, Subsidiaries Or Affiliates	Domiciliary Location	Relationship to Reporting Entity	Directly Controlled by (Name of Entity/Person)	Type of Control (Ownership, Board, Management, Attorney-in-Fact, Influence, Other)	If Control is Ownership Provide Percentage	Ultimate Controlling Entity(ies)/Person(s)	Is an SCA Filing Required? (Yes/No)	*
			27-3510043				Christian County Rural Housing, LP	..MO.....	..NIA.....	AHP Housing Fund 104, LLC	Ownership.....	..98.990	Berkshire Hathaway Inc.	..NO.....	
			46-0599408				Church Point Housing, LP	..LA.....	..NIA.....	AHP Housing Fund 70, LLC	Ownership.....	..99.990	Berkshire Hathaway Inc.	..NO.....	
			27-3475637				CHVT Motors, LLC	..DE.....	..NIA.....	Berkshire Hathaway Automotive Inc.	Ownership.....	..93.000	Berkshire Hathaway Inc.	..NO.....	
			27-3475637				CHVT Motors, LLC	..DE.....	..NIA.....	BHA Minority Interest Holdco, Inc.	Ownership.....	..3.000	Berkshire Hathaway Inc.	..NO.....	
			45-3677422				Cine, LP	..IN.....	..NIA.....	AHP Housing Fund 75, LLC	Ownership.....	..99.990	Berkshire Hathaway Inc.	..NO.....	
			98-1641714				Citiwide Consultants Limited	..HKG.....	..NIA.....	Anchorbuoy Ltd	Ownership.....	..100.000	Berkshire Hathaway Inc.	..NO.....	
			71-1000853				CJ Peete I, LLC	..LA.....	..NIA.....	AHP Housing Fund 170, LLC	Ownership.....	..99.990	Berkshire Hathaway Inc.	..NO.....	
			20-8392004				CJE II	..NV.....	..NIA.....	TTI, Inc.	Ownership.....	..100.000	Berkshire Hathaway Inc.	..NO.....	
			20-0434690				Claims Services, Inc.	..TX.....	..NIA.....	McLane Company, Inc.	Ownership.....	..100.000	Berkshire Hathaway Inc.	..NO.....	
			81-2711480				Claremore - GMC LP	..OK.....	..NIA.....	AHP Housing Fund 155, LLC	Ownership.....	..99.990	Berkshire Hathaway Inc.	..NO.....	
			46-2314043				Clayton Education Corp.	..TN.....	..NIA.....	CMH Capital, Inc.	Ownership.....	..100.000	Berkshire Hathaway Inc.	..NO.....	
			62-1671360				Clayton Homes, Inc.	..DE.....	..NIA.....	Berkshire Hathaway Inc.	Ownership.....	..100.000	Berkshire Hathaway Inc.	..NO.....	
			62-1362749				Clayton Properties Group, Inc.	..TN.....	..NIA.....	CMH Capital, Inc.	Ownership.....	..100.000	Berkshire Hathaway Inc.	..NO.....	
			20-2043037				Clayton Supply, Inc.	..TN.....	..NIA.....	Southern Energy Homes, Inc.	Ownership.....	..100.000	Berkshire Hathaway Inc.	..NO.....	
			82-2139998				Clayton, Inc.	..NV.....	..NIA.....	CMH Services, Inc.	Ownership.....	..100.000	Berkshire Hathaway Inc.	..NO.....	
			47-1615714				CLDC Alton, LP	..TX.....	..NIA.....	AHP Housing Fund 87, LLC	Ownership.....	..99.990	Berkshire Hathaway Inc.	..NO.....	
			26-4751485				Clear Path Recycling, LLC	..DE.....	..NIA.....	Shaw Industries Group, Inc.	Ownership.....	..50.100	Berkshire Hathaway Inc.	..NO.....	
			51-0315938				CMH Capital, Inc.	..DE.....	..NIA.....	Clayton Homes, Inc.	Ownership.....	..100.000	Berkshire Hathaway Inc.	..NO.....	
			62-1225153				CMH Homes, Inc.	..TN.....	..NIA.....	CMH Capital, Inc.	Ownership.....	..100.000	Berkshire Hathaway Inc.	..NO.....	
			20-0754735				CMH Manufacturing West, Inc.	..NV.....	..NIA.....	CMH Capital, Inc.	Ownership.....	..100.000	Berkshire Hathaway Inc.	..NO.....	
			56-1585294				CMH Manufacturing, Inc.	..TN.....	..NIA.....	CMH Capital, Inc.	Ownership.....	..100.000	Berkshire Hathaway Inc.	..NO.....	
			85-3845747				CMH Real Estate, LLC	..TN.....	..NIA.....	CMH Homes, Inc.	Ownership.....	..100.000	Berkshire Hathaway Inc.	..NO.....	
			92-1228398				CMH Services Aviation, Inc.	..TN.....	..NIA.....	CMH Services, Inc.	Ownership.....	..100.000	Berkshire Hathaway Inc.	..NO.....	
			62-1640988				CMH Services, Inc.	..TN.....	..NIA.....	Clayton Homes, Inc.	Ownership.....	..100.000	Berkshire Hathaway Inc.	..NO.....	
			63-1140284				CMH Transport, Inc.	..AL.....	..NIA.....	Southern Energy Homes, Inc.	Ownership.....	..100.000	Berkshire Hathaway Inc.	..NO.....	
			38-3752675				CMPC Transition LLC	..DE.....	..NIA.....	Marmon Engineered Components Company	Ownership.....	..100.000	Berkshire Hathaway Inc.	..NO.....	
			81-5238636				CMT Industrial Solutions, LLC	..DE.....	..NIA.....	ITTI Investment Holdings Inc.	Ownership.....	..99.000	Berkshire Hathaway Inc.	..NO.....	
			81-5347233				Cochise Villas, LP	..AZ.....	..NIA.....	AHP Housing Fund 152, LLC	Ownership.....	..99.990	Berkshire Hathaway Inc.	..NO.....	
			80-0922218				Coffelt-Lamoreaux, LLC	..WI.....	..NIA.....	AHP Housing Fund 105, LLC	Ownership.....	..99.990	Berkshire Hathaway Inc.	..NO.....	
			62-1810620				Coil Master Corporation	..TN.....	..NIA.....	Marmon Tubing, Fittings & Wire Products, Inc.	Ownership.....	..100.000	Berkshire Hathaway Inc.	..NO.....	
			81-5103352				Colson Medical Sales International, Inc.	..DE.....	..NIA.....	Acumed, LLC	Ownership.....	..100.000	Berkshire Hathaway Inc.	..NO.....	
			84-2860690				Colson Medical, LLC	..DE.....	..NIA.....	Crown Holdco One, Inc.	Ownership.....	..50.000	Berkshire Hathaway Inc.	..NO.....	
			84-2860690				Colson Medical, LLC	..DE.....	..NIA.....	Crown Holdco Two, Inc.	Ownership.....	..10.000	Berkshire Hathaway Inc.	..NO.....	
0031	Berkshire Hathaway Group	27812	47-0530077				Columbia Insurance Company	..NE.....	..IA.....	BH Columbia Inc.	Ownership.....	..100.000	Berkshire Hathaway Inc.	..NO.....	
			88-0158034				Commsite, Inc.	..NV.....	..NIA.....	Nevada Power Company	Ownership.....	..100.000	Berkshire Hathaway Inc.	..NO.....	
			74-3245926				Complementary Coatings Corp.	..NY.....	..NIA.....	Benjamin Moore & Co.	Ownership.....	..100.000	Berkshire Hathaway Inc.	..NO.....	
			95-3633752				Compona AG	..CHE.....	..NIA.....	TTI, Inc.	Ownership.....	..100.000	Berkshire Hathaway Inc.	..NO.....	
			95-3633752				Composites Horizons, LLC	..DE.....	..NIA.....	AIPCF V CHI Blocker Inc.	Ownership.....	..19.191	Berkshire Hathaway Inc.	..NO.....	
			04-2860648				Composites Horizons, LLC	..DE.....	..NIA.....	Precision Castparts Corp.	Ownership.....	..80.809	Berkshire Hathaway Inc.	..NO.....	
							Comtran Cable LLC	..MA.....	..NIA.....	Marmon Wire & Cable, Inc.	Ownership.....	..100.000	Berkshire Hathaway Inc.	..NO.....	
							Confecciones Chalchuapa, S.A. de C.V.	..SLV.....	..NIA.....	Garan Manufacturing Corp.	Ownership.....	..100.000	Berkshire Hathaway Inc.	..NO.....	
							Confecciones Cuscatlecas, S.A. de C.V.	..SLV.....	..NIA.....	Garan Manufacturing Corp.	Ownership.....	..100.000	Berkshire Hathaway Inc.	..NO.....	
			80-0077718				Confecciones Dos Caminos, D. De.R.L. de C.V.	..HND.....	..NIA.....	Union Sales, LLC.	Ownership.....	..2.000	Berkshire Hathaway Inc.	..NO.....	
							Confecciones Dos Caminos, D. De.R.L. de C.V.	..HND.....	..NIA.....	Union Underwear Company, Inc.	Ownership.....	..98.000	Berkshire Hathaway Inc.	..NO.....	
			80-0077718				Consteel Technical Services, Ltd.	..GBR.....	..NIA.....	W&W-AFCO Steel LLC	Ownership.....	..100.000	Berkshire Hathaway Inc.	..NO.....	
			98-0201656				Consumer Value Products, Inc.	..TX.....	..NIA.....	McLane Company, Inc.	Ownership.....	..100.000	Berkshire Hathaway Inc.	..NO.....	
			74-2654855												

53.29

ANNUAL STATEMENT FOR THE YEAR 2023 OF THE General Re Life Corporation

SCHEDULE Y

PART 1A - DETAIL OF INSURANCE HOLDING COMPANY SYSTEM

1	2	3	4	5	6	7	8	9	10	11	12	13	14	15	16
Group Code	Group Name	NAIC Company Code	ID Number	Federal RSSD	CIK	Name of Securities Exchange if Publicly Traded (U.S. or International)	Names of Parent, Subsidiaries Or Affiliates	Domi-ciliary Location	Relation-ship to Reporting Entity	Directly Controlled by (Name of Entity/Person)	Type of Control (Ownership, Board, Management, Attorney-in-Fact, Influence, Other)	If Control is Ownership Provide Percentage	Ultimate Controlling Entity(ies)/Person(s)	Is an SCA Filing Re-quired? (Yes/No)	*
.0031	Berkshire Hathaway Group	35939	84-0769120				Continental Divide Insurance Company	..CO.....	..IA.....	National Indemnity Company	Ownership.....	100.000	Berkshire Hathaway Inc.	..NO.....	
							Controladora Fruit of the Loom S.A. de C.V.	..MEX.....	..NIA.....	Fruit of the Loom Trading Company	Ownership.....	99.999	Berkshire Hathaway Inc.	..NO.....	
							Controladora Fruit of the Loom S.A. de C.V.	..MEX.....	..NIA.....	Union Sales,LLC.	Ownership.....	0.001	Berkshire Hathaway Inc.	..NO.....	
			83-2242872				Cook Road AAL LP	..IN.....	..NIA.....	AHP Housing Fund 209, LLC	Ownership.....	99.990	Berkshire Hathaway Inc.	..NO.....	
			42-1488428				Cordova Energy Company LLC	..DE.....	..NIA.....	BHE Geothermal, LLC	Ownership.....	100.000	Berkshire Hathaway Inc.	..NO.....	
			98-0403045				Cornelius (Tianjin) Co. Ltd.	..CHN.....	..NIA.....	Cornelius Tianjin Holdings LLC	Ownership.....	100.000	Berkshire Hathaway Inc.	..NO.....	
							Cornelius Australia Pty Ltd.	..AUS.....	..NIA.....	Marmon Food, Beverage & Water Technologies Company LLC	Ownership.....	100.000	Berkshire Hathaway Inc.	..NO.....	
							Cornelius Beverage Technologies Belgium NV	..BEL.....	..NIA.....	Marmon Beverage Technologies, Inc.	Ownership.....	99.750	Berkshire Hathaway Inc.	..NO.....	
							Cornelius Beverage Technologies Belgium NV	..BEL.....	..NIA.....	Marmon Foodservice Technologies, Inc.	Ownership.....	0.250	Berkshire Hathaway Inc.	..NO.....	
							Cornelius Beverage Technologies Belgium NV	..BEL.....	..NIA.....	Marmon Foodservice Technologies, Inc.	Ownership.....	0.250	Berkshire Hathaway Inc.	..NO.....	
			98-0161129				Cornelius Deutschland GmbH	..DEU.....	..NIA.....	Marmon Food, Beverage & Water Technologies Company LLC	Ownership.....	95.000	Berkshire Hathaway Inc.	..NO.....	
			98-0161129				Cornelius Deutschland GmbH	..DEU.....	..NIA.....	Marmon Foodservice Technologies, Inc.	Ownership.....	5.000	Berkshire Hathaway Inc.	..NO.....	
			98-0161129				Cornelius Deutschland GmbH	..DEU.....	..NIA.....	Marmon Foodservice Technologies, Inc.	Ownership.....	5.000	Berkshire Hathaway Inc.	..NO.....	
							Cornelius Hellas SA	..GRC.....	..NIA.....	Marmon Foodservice Technologies UK Limited	Ownership.....	100.000	Berkshire Hathaway Inc.	..NO.....	
							Cornelius Italia S.r.l.	..ITA.....	..NIA.....	Marmon Food, Beverage & Water Technologies Company LLC	Ownership.....	100.000	Berkshire Hathaway Inc.	..NO.....	
							Cornelius Latino Americana SA de CV	..MEX.....	..NIA.....	Marmon Beverage Technologies, Inc.	Ownership.....	0.001	Berkshire Hathaway Inc.	..NO.....	
							Cornelius Latino Americana SA de CV	..MEX.....	..NIA.....	Marmon Foodservice Technologies, Inc.	Ownership.....	99.999	Berkshire Hathaway Inc.	..NO.....	
							Cornelius Latino Americana SA de CV	..MEX.....	..NIA.....	Marmon Foodservice Technologies, Inc.	Ownership.....	99.999	Berkshire Hathaway Inc.	..NO.....	
							Cornelius Manufacturing de Mexico SA de CV	..MEX.....	..NIA.....	Marmon Beverage Technologies, Inc.	Ownership.....	99.990	Berkshire Hathaway Inc.	..NO.....	
							Cornelius Manufacturing de Mexico SA de CV	..MEX.....	..NIA.....	Marmon Retail Technologies Company	Ownership.....	0.010	Berkshire Hathaway Inc.	..NO.....	
							Cornelius RUS LLC	..RUS.....	..NIA.....	Marmon Foodservice Technologies, Inc.	Ownership.....	100.000	Berkshire Hathaway Inc.	..NO.....	
							Cornelius RUS LLC	..RUS.....	..NIA.....	Marmon Foodservice Technologies, Inc.	Ownership.....	100.000	Berkshire Hathaway Inc.	..NO.....	
			46-4107454				Cornelius Tianjin Holdings LLC	..DE.....	..NIA.....	Marmon Food, Beverage & Water Technologies Company LLC	Ownership.....	100.000	Berkshire Hathaway Inc.	..NO.....	
			14-1543982				CORT Business Services Corporation	..DE.....	..NIA.....	Berkshire Hathaway Inc.	Ownership.....	100.000	Berkshire Hathaway Inc.	..NO.....	
							CORT BUSINESS SERVICES UK, LTD	..GBR.....	..NIA.....	CORT Business Services Corporation	Ownership.....	100.000	Berkshire Hathaway Inc.	..NO.....	
							Corvus Community Solar, LLC	..MN.....	..NIA.....	Geronimo Community Solar Gardens Holding Company, LLC	Ownership.....	100.000	Berkshire Hathaway Inc.	..NO.....	
			37-1784940				Corvus CSG1, LLC	..MN.....	..NIA.....	Corvus Community Solar, LLC	Ownership.....	100.000	Berkshire Hathaway Inc.	..NO.....	
			35-2534495				Corvus CSG2, LLC	..MN.....	..NIA.....	Corvus Community Solar, LLC	Ownership.....	100.000	Berkshire Hathaway Inc.	..NO.....	
			36-4811265				Corvus CSG3, LLC	..MN.....	..NIA.....	Corvus Community Solar, LLC	Ownership.....	100.000	Berkshire Hathaway Inc.	..NO.....	
			35-2534742				Corvus CSG4, LLC	..MN.....	..NIA.....	Corvus Community Solar, LLC	Ownership.....	100.000	Berkshire Hathaway Inc.	..NO.....	
			32-0467964				Corvus CSG5, LLC	..MN.....	..NIA.....	Corvus Community Solar, LLC	Ownership.....	100.000	Berkshire Hathaway Inc.	..NO.....	
							Cosy Electronics GmbH	..DEU.....	..NIA.....	Compona AG	Ownership.....	100.000	Berkshire Hathaway Inc.	..NO.....	
			26-3138755				Council Tower Senior Apartments, LP	..MO.....	..NIA.....	AHP Housing Fund 118, LLC	Ownership.....	99.960	Berkshire Hathaway Inc.	..NO.....	
			46-5176788				Cove Point GP Holding Company, LLC	..DE.....	..NIA.....	Eastern MLP Holding Company II, LLC	Ownership.....	100.000	Berkshire Hathaway Inc.	..NO.....	
			51-0363076				Cove Point LNG, LP	..DE.....	..NIA.....	Eastern MLP Holding Company II, LLC	Ownership.....	75.000	Berkshire Hathaway Inc.	..NO.....	
.0031	Berkshire Hathaway Group	13027	26-1168626				Covington Specialty Insurance Company	..NH.....	..IA.....	RSUI Indemnity Company	Ownership.....	100.000	Berkshire Hathaway Inc.	..NO.....	
			86-2887449				CPI Development, LLC	..TX.....	..NIA.....	Nebraska Furniture Mart, Inc.	Ownership.....	100.000	Berkshire Hathaway Inc.	..NO.....	
			82-0922161				Cranbrook Developer LLC	..IN.....	..NIA.....	Clayton Properties Group, Inc.	Ownership.....	50.000	Berkshire Hathaway Inc.	..NO.....	
			36-4818226				Crater Community Solar Gardens, LLC	..MN.....	..NIA.....	Geronimo Community Solar Gardens Holding Company, LLC	Ownership.....	100.000	Berkshire Hathaway Inc.	..NO.....	
			35-2544152				Crater CSG1, LLC	..MN.....	..NIA.....	Crater Community Solar Gardens, LLC	Ownership.....	100.000	Berkshire Hathaway Inc.	..NO.....	
			38-3982164				Crater CSG2, LLC	..MN.....	..NIA.....	Crater Community Solar Gardens, LLC	Ownership.....	100.000	Berkshire Hathaway Inc.	..NO.....	
			36-4818226				Crater CSG3, LLC	..MN.....	..NIA.....	Crater Community Solar Gardens, LLC	Ownership.....	100.000	Berkshire Hathaway Inc.	..NO.....	
			75-2827245				Crest Cadillac II, LLC	..DE.....	..NIA.....	Berkshire Hathaway Automotive Inc.	Ownership.....	79.000	Berkshire Hathaway Inc.	..NO.....	

53.30

ANNUAL STATEMENT FOR THE YEAR 2023 OF THE General Re Life Corporation

**SCHEDULE Y**

**PART 1A - DETAIL OF INSURANCE HOLDING COMPANY SYSTEM**

1	2	3	4	5	6	7	8	9	10	11	12	13	14	15	16
Group Code	Group Name	NAIC Company Code	ID Number	Federal RSSD	CIK	Name of Securities Exchange if Publicly Traded (U.S. or International)	Names of Parent, Subsidiaries Or Affiliates	Domiciliary Location	Relationship to Reporting Entity	Directly Controlled by (Name of Entity/Person)	Type of Control (Ownership, Board, Management, Attorney-in-Fact, Influence, Other)	If Control is Ownership Provide Percentage	Ultimate Controlling Entity(ies)/Person(s)	Is an SCA Filing Required? (Yes/No)	*
			75-2827244				Crest Infiniti II, LLC	DE	NIA	Berkshire Hathaway Automotive Inc.	Ownership	.79.000	Berkshire Hathaway Inc.	NO	
			74-2288632				Criterion Insurance Agency	TX	NIA	GEICO Indemnity Company	Ownership	100.000	Berkshire Hathaway Inc.	NO	
			98-0450032				Cross Creek de Honduras, SA de CV	HO	NIA	RLA Mfg. SRL	Ownership	99.990	Berkshire Hathaway Inc.	NO	
			98-0450032				Cross Creek de Honduras, SA de CV	HO	NIA	Union Sales,LLC	Ownership	0.010	Berkshire Hathaway Inc.	NO	
			30-1168280				Crowd Supply, LLC	DE	NIA	Mouser Electronics, Inc.	Ownership	100.000	Berkshire Hathaway Inc.	NO	
			37-1205269				Crown Automotive, LLC	DE	NIA	Berkshire Hathaway Automotive Inc.	Ownership	.81.000	Berkshire Hathaway Inc.	NO	
			37-1205269				Crown Automotive, LLC	DE	NIA	BHA Minority Interest Holdco, Inc.	Ownership	.15.000	Berkshire Hathaway Inc.	NO	
			84-2424712				Crown Holdco One, Inc.	DE	NIA	Crown Parent, Inc.	Ownership	100.000	Berkshire Hathaway Inc.	NO	
			84-2412327				Crown Holdco Two, Inc.	DE	NIA	Marmon Holdings, Inc.	Ownership	100.000	Berkshire Hathaway Inc.	NO	
			46-3299318				Crown Motors, LLC	DE	NIA	Berkshire Hathaway Automotive Inc.	Ownership	.81.000	Berkshire Hathaway Inc.	NO	
			46-3299318				Crown Motors, LLC	DE	NIA	BHA Minority Interest Holdco, Inc.	Ownership	.15.000	Berkshire Hathaway Inc.	NO	
			84-2433949				Crown Parent, Inc.	DE	NIA	Marmon Holdings, Inc.	Ownership	100.000	Berkshire Hathaway Inc.	NO	
			47-1367633				Crystal Drive Services, LLC	FL	NIA	Wilbert Funeral Services, Inc.	Ownership	100.000	Berkshire Hathaway Inc.	NO	
.0031	Berkshire Hathaway Group	82880	96-0287520				CSI Life Insurance Company	NE	IA	Central States Indemnity Co. of Omaha	Ownership	100.000	Berkshire Hathaway Inc.	NO	
			47-0591908				CSI Processing, LLC	NE	NIA	Central States Indemnity Co. of Omaha	Ownership	100.000	Berkshire Hathaway Inc.	NO	
			35-1551808				CTB Credit Corp.	IN	NIA	CTB, Inc. ("CTB")	Ownership	100.000	Berkshire Hathaway Inc.	NO	
			35-1970751				CTB Denmark Holding ApS	DNK	NIA	CTB Legacy Holding B.V.	Ownership	100.000	Berkshire Hathaway Inc.	NO	
			93-4181129				CTB International Corp. ("CTBI")	IN	NIA	Berkshire Hathaway Inc.	Ownership	100.000	Berkshire Hathaway Inc.	NO	
			27-4293711				CTB Investment Holdings Inc	IN	NIA	CTB, Inc. ("CTB")	Ownership	100.000	Berkshire Hathaway Inc.	NO	
							CTB IW	IN	NIA	CTB, Inc. ("CTB")	Ownership	100.000	Berkshire Hathaway Inc.	NO	
							CTB Legacy Holding B.V.	NLD	NIA	Chore-Time Brock Holding B.V.	Ownership	100.000	Berkshire Hathaway Inc.	NO	
							CTB Malaysia Sdn. Bhd.	MYS	NIA	Chore-Time Brock Holding B.V.	Ownership	0.010	Berkshire Hathaway Inc.	NO	
							CTB Malaysia Sdn. Bhd.	MYS	NIA	Roxell BV	Ownership	.99.990	Berkshire Hathaway Inc.	NO	
			46-1424704				CTB Midwest Inc.	IN	NIA	CTB, Inc. ("CTB")	Ownership	100.000	Berkshire Hathaway Inc.	NO	
			11-3654338				CTB MN Invest Co., Inc.	IN	NIA	CTB, Inc. ("CTB")	Ownership	100.000	Berkshire Hathaway Inc.	NO	
			83-1707128				CTB Technology Holding Inc	IN	NIA	CTB, Inc. ("CTB")	Ownership	100.000	Berkshire Hathaway Inc.	NO	
							CTB Verwaltung GmbH	DEU	NIA	CTB Legacy Holding B.V.	Ownership	.94.900	Berkshire Hathaway Inc.	NO	
							CTB Verwaltung GmbH	DEU	NIA	CTB, Inc. ("CTB")	Ownership	.5.100	Berkshire Hathaway Inc.	NO	
			35-1970753				CTB, Inc. ("CTB")	IN	NIA	CTB International Corp. ("CTBI")	Ownership	100.000	Berkshire Hathaway Inc.	NO	
			06-1586038				CTRE, L.L.C.	DE	NIA	PCRE, L.L.C.	Ownership	100.000	Berkshire Hathaway Inc.	NO	
			86-0607143				CTVT Motors, LLC	DE	NIA	Berkshire Hathaway Automotive Inc.	Ownership	.75.000	Berkshire Hathaway Inc.	NO	
			86-0607143				CTVT Motors, LLC	DE	NIA	BHA Minority Interest Holdco, Inc.	Ownership	.3.000	Berkshire Hathaway Inc.	NO	
			98-1642467				Cuanbac Limited	IRL	NIA	Anchorbuoy Ltd	Ownership	100.000	Berkshire Hathaway Inc.	NO	
			98-1640994				Cuanbac Ltd (UK)	GBR	NIA	Anchorbuoy Ltd	Ownership	100.000	Berkshire Hathaway Inc.	NO	
			83-2648756				Cullen Housing, Limited Partnership	MA	NIA	AHP Housing Fund 220, LLC	Ownership	.99.990	Berkshire Hathaway Inc.	NO	
			20-1576543				Cumberland Asset Management, Inc.	DE	NIA	Russell Brands, LLC	Ownership	.4.000	Berkshire Hathaway Inc.	NO	
			20-1576543				Cumberland Asset Management, Inc.	DE	NIA	Russell Brands, LLC	Ownership	.96.000	Berkshire Hathaway Inc.	NO	
			83-3800689				Cutting Tools Holdings, LLC	DE	NIA	ITTI Investment Holdings Inc.	Ownership	.90.000	Berkshire Hathaway Inc.	NO	
			61-0705435				Cutting Tools, LLC	KY	NIA	Cutting Tools Holdings, LLC	Ownership	100.000	Berkshire Hathaway Inc.	NO	
.0031	Berkshire Hathaway Group	10855	95-6042929				Cypress Insurance Company	CA	IA	National Indemnity Company	Ownership	100.000	Berkshire Hathaway Inc.	NO	
							D.C. Properties Ltd.	CAN	NIA	IMC International Metalworking Companies Inc.	Ownership	100.000	Berkshire Hathaway Inc.	NO	
							D.C.C. Properties s.r.o.	CZE	NIA	IMC International Metalworking Companies Inc.	Ownership	100.000	Berkshire Hathaway Inc.	NO	
			75-2546832				D.I. Properties Inc.	TX	NIA	ITTI Group USA Holdings, Inc.	Ownership	100.000	Berkshire Hathaway Inc.	NO	
							Dairy Queen Canada, Inc.	CAN	NIA	International Dairy Queen, Inc.	Ownership	100.000	Berkshire Hathaway Inc.	NO	
			42-1329691				Dakota Dunes Development Company	IA	NIA	Midwest Capital Group, Inc.	Ownership	100.000	Berkshire Hathaway Inc.	NO	
			46-4361381				Dalcor Castle Woods, LTD	FL	NIA	AHP Housing Fund 63, LLC	Ownership	.99.990	Berkshire Hathaway Inc.	NO	
			82-3179006				Dalcor Gessner, LTD	TX	NIA	AHP Housing Fund 191, LLC	Ownership	.99.990	Berkshire Hathaway Inc.	NO	

53-31

ANNUAL STATEMENT FOR THE YEAR 2023 OF THE General Re Life Corporation

**SCHEDULE Y**  
**PART 1A - DETAIL OF INSURANCE HOLDING COMPANY SYSTEM**

1	2	3	4	5	6	7	8	9	10	11	12	13	14	15	16
Group Code	Group Name	NAIC Company Code	ID Number	Federal RSSD	CIK	Name of Securities Exchange if Publicly Traded (U.S. or International)	Names of Parent, Subsidiaries Or Affiliates	Domi-ciliary Location	Relation-ship to Reporting Entity	Directly Controlled by (Name of Entity/Person)	Type of Control (Ownership, Board, Management, Attorney-in-Fact, Influence, Other)	If Control is Ownership Provide Percentage	Ultimate Controlling Entity(ies)/Person(s)	Is an SCA Filing Re-quired? (Yes/No)	*
			37-1733462				Dalcor Reef Club, Ltd	..FL.....	..NIA.....	AHP Housing Fund 39, LLC	Ownership.....	..99.990	Berkshire Hathaway Inc.	..NO.....	
			46-4487667				Dalcor Ridge Club, LTD	..FL.....	..NIA.....	AHP Housing Fund 64, LLC	Ownership.....	..99.990	Berkshire Hathaway Inc.	..NO.....	
			81-3301251				Dalcor Skyline, LTD	..TX.....	..NIA.....	AHP Housing Fund 103, LLC	Ownership.....	..99.990	Berkshire Hathaway Inc.	..NO.....	
			47-4978888				Dalcor Williamsburg, LTD	..TX.....	..NIA.....	AHP Housing Fund 80, LLC	Ownership.....	..99.990	Berkshire Hathaway Inc.	..NO.....	
			76-0035935				Daniels-Head General Agency Inc.	..GA.....	..NIA.....	Daniels-Head Management Corporation	Ownership.....	..100.000	Berkshire Hathaway Inc.	..NO.....	
			95-3310905				Daniels-Head Insurance Agency Inc. CA	..CA.....	..NIA.....	Daniels-Head Insurance Agency Inc. TX	Ownership.....	..100.000	Berkshire Hathaway Inc.	..NO.....	
			74-2863386				Daniels-Head Insurance Agency Inc. TX	..TX.....	..NIA.....	Daniels-Head Management Corporation	Ownership.....	..100.000	Berkshire Hathaway Inc.	..NO.....	
			74-2509522				Daniels-Head Management Corporation	..TX.....	..NIA.....	The Medical Protective Company	Ownership.....	..100.000	Berkshire Hathaway Inc.	..NO.....	
							Darling, L. A., S.A. de C.V.	..MEX.....	..NIA.....	L. A. Darling Company LLC	Ownership.....	..99.999	Berkshire Hathaway Inc.	..NO.....	
							Darling, L. A., S.A. de C.V.	..MEX.....	..NIA.....	Thorco Industries LLC	Ownership.....	..0.001	Berkshire Hathaway Inc.	..NO.....	
			92-2821915				DBBH Motors LLC	..DE.....	..NIA.....	Berkshire Hathaway Automotive Inc.	Ownership.....	..86.000	Berkshire Hathaway Inc.	..NO.....	
			26-4443107				DBVT Motors, LLC	..DE.....	..NIA.....	Berkshire Hathaway Automotive Inc.	Ownership.....	..86.000	Berkshire Hathaway Inc.	..NO.....	
			42-0222965				DCCO Inc.	..MN.....	..NIA.....	Midwest Capital Group, Inc.	Ownership.....	..100.000	Berkshire Hathaway Inc.	..NO.....	
							DCI Marketing Europe GmbH	..DEU.....	..NIA.....	Marmon Retail Technologies Company	Ownership.....	..100.000	Berkshire Hathaway Inc.	..NO.....	
			39-0735637				DCI Marketing, Inc.	..WI.....	..NIA.....	Marmon Retail Technologies Company	Ownership.....	..100.000	Berkshire Hathaway Inc.	..NO.....	
							DDI Batteries Mexico S.de R.L. de C.V.	..MEX.....	..NIA.....	Duracell Distributing LLC	Ownership.....	..0.010	Berkshire Hathaway Inc.	..NO.....	
							DDI Batteries Mexico S.de R.L. de C.V.	..MEX.....	..NIA.....	Duracell International Operations Sarl	Ownership.....	..98.410	Berkshire Hathaway Inc.	..NO.....	
							DDI Batteries Mexico S.de R.L. de C.V.	..MEX.....	..NIA.....	Duracell U.S. Holding LLC	Ownership.....	..1.580	Berkshire Hathaway Inc.	..NO.....	
							DDI Batteries Mexico Services S. de R.L. de C.V.	..MEX.....	..NIA.....	Duracell Distributing LLC	Ownership.....	..0.030	Berkshire Hathaway Inc.	..NO.....	
							DDI Batteries Mexico Services S. de R.L. de C.V.	..MEX.....	..NIA.....	Duracell International Operations Sarl	Ownership.....	..99.970	Berkshire Hathaway Inc.	..NO.....	
			37-0900539				Decatur Custom Tool, LLC	..DE.....	..NIA.....	ITTI Investment Holdings Inc.	Ownership.....	..51.000	Berkshire Hathaway Inc.	..NO.....	
			45-5028590				Deer Path SLF, LLC	..IL.....	..NIA.....	AHP Housing Fund 4, LLC	Ownership.....	..99.990	Berkshire Hathaway Inc.	..NO.....	
			30-0888063				Deer Valley Assisted Living Facility, LLC	..DE.....	..NIA.....	AHP Housing Fund 129, LLC	Ownership.....	..99.990	Berkshire Hathaway Inc.	..NO.....	
			20-1865233				Dekoron Unitherm LLC	..DE.....	..NIA.....	Marmon Wire & Cable, Inc.	Ownership.....	..100.000	Berkshire Hathaway Inc.	..NO.....	
			20-1876801				Dekoron Wire and Cable LLC	..DE.....	..NIA.....	Marmon Wire & Cable, Inc.	Ownership.....	..100.000	Berkshire Hathaway Inc.	..NO.....	
			27-1573463				Del Ranch Company	..CA.....	..NIA.....	Magma Power Company	Ownership.....	..100.000	Berkshire Hathaway Inc.	..NO.....	
			30-0883354				Delphinus Community Solar Gardens, LLC	..MN.....	..NIA.....	Geronimo Community Solar Gardens Holding Company, LLC	Ownership.....	..100.000	Berkshire Hathaway Inc.	..NO.....	
			47-5222259				Delphinus CSG1, LLC	..MN.....	..NIA.....	Delphinus Community Solar Gardens, LLC	Ownership.....	..100.000	Berkshire Hathaway Inc.	..NO.....	
			47-5234717				Delphinus CSG2, LLC	..MN.....	..NIA.....	Delphinus Community Solar Gardens, LLC	Ownership.....	..100.000	Berkshire Hathaway Inc.	..NO.....	
			47-3984792				Denver Rental, LLC	..CO.....	..NIA.....	Kentwood, LLC	Ownership.....	..100.000	Berkshire Hathaway Inc.	..NO.....	
			33-0335627				Desert Valley Company	..CA.....	..NIA.....	Magma Power Company	Ownership.....	..100.000	Berkshire Hathaway Inc.	..NO.....	
			46-2501893				Desert Willow Apartments, LLC	..AZ.....	..NIA.....	AHP Housing Fund 82, LLC	Ownership.....	..99.990	Berkshire Hathaway Inc.	..NO.....	
			85-3337344				DesertLink Investments, LLC	..NV.....	..NIA.....	NV Energy, Inc.	Ownership.....	..100.000	Berkshire Hathaway Inc.	..NO.....	
			20-1997283				Designed Metal Connections, Inc.	..DE.....	..NIA.....	Permaswage Holdings, Inc.	Ownership.....	..100.000	Berkshire Hathaway Inc.	..NO.....	
							Detlev Louis AG	..CHE.....	..NIA.....	Detlev Louis Motorrad-Vertriebsgesellschaft GmbH	Ownership.....	..100.000	Berkshire Hathaway Inc.	..NO.....	
							Detlev Louis B.V.	..NLD.....	..NIA.....	Detlev Louis Motorrad-Vertriebsgesellschaft GmbH	Ownership.....	..100.000	Berkshire Hathaway Inc.	..NO.....	
							Detlev Louis Motorrad-Vertriebs GmbH	..AUT.....	..NIA.....	Detlev Louis Motorrad-Vertriebsgesellschaft GmbH	Ownership.....	..100.000	Berkshire Hathaway Inc.	..NO.....	
							Detlev Louis Motorrad-Vertriebsgesellschaft GmbH	..DEU.....	..NIA.....	Berkshire Hathaway Inc.	Ownership.....	..100.000	Berkshire Hathaway Inc.	..NO.....	
			45-4422417				DHI-Kachina Apartments, LLC	..AZ.....	..NIA.....	AHP Housing Fund 8, LLC	Ownership.....	..99.990	Berkshire Hathaway Inc.	..NO.....	
			71-0975197				Diamond Technology Innovations, Inc.	..WA.....	..NIA.....	Bourn & Koch, Inc.	Ownership.....	..100.000	Berkshire Hathaway Inc.	..NO.....	
			95-2833111				Dickson Testing Co., Inc.	..CA.....	..NIA.....	Precision Castparts Corp.	Ownership.....	..100.000	Berkshire Hathaway Inc.	..NO.....	

ANNUAL STATEMENT FOR THE YEAR 2023 OF THE General Re Life Corporation

SCHEDULE Y

PART 1A - DETAIL OF INSURANCE HOLDING COMPANY SYSTEM

1	2	3	4	5	6	7	8	9	10	11	12	13	14	15	16
Group Code	Group Name	NAIC Company Code	ID Number	Federal RSSD	CIK	Name of Securities Exchange if Publicly Traded (U.S. or International)	Names of Parent, Subsidiaries Or Affiliates	Domiciliary Location	Relationship to Reporting Entity	Directly Controlled by (Name of Entity/Person)	Type of Control (Ownership, Board, Management, Attorney-in-Fact, Influence, Other)	If Control is Ownership Provide Percentage	Ultimate Controlling Entity(ies)/Person(s)	Is an SCA Filing Required? (Yes/No)	*
							Distribuidora Fruit of the Loom S.A. de C.V.	.MEX	NIA	Controladora Fruit of the Loom S.A. de C.V.	Ownership	99.999	Berkshire Hathaway Inc.	NO	
							Distribuidora Fruit of the Loom S.A. de C.V.	.MEX	NIA	Union Sales, LLC	Ownership	0.001	Berkshire Hathaway Inc.	NO	
			38-3847182				DL Trading Holdings I, Inc.	.DE	NIA	Charter Brokerage LLC	Ownership	100.000	Berkshire Hathaway Inc.	NO	
			84-1616108				DL Trading, Ltd.	.TX	NIA	Charter Brokerage LLC	Ownership	99.900	Berkshire Hathaway Inc.	NO	
			84-1616108				DL Trading, Ltd.	.TX	NIA	DL Trading Holdings I, Inc.	Ownership	0.100	Berkshire Hathaway Inc.	NO	
			26-1213265				DMVV Motors, LLC	.DE	NIA	Berkshire Hathaway Automotive Inc.	Ownership	81.000	Berkshire Hathaway Inc.	NO	
			81-0923007				Dodge Partners LP	.AZ	NIA	AHP Housing Fund 136, LLC	Ownership	99.990	Berkshire Hathaway Inc.	NO	
							Dongguan Brooks Sports Trading Co., Ltd.	.CHN	NIA	Brooks Sports (Singapore) Pte. Ltd.	Ownership	100.000	Berkshire Hathaway Inc.	NO	
			47-3152717				DonnaLouise LLC	.NV	NIA	AHP Housing Fund 130, LLC	Ownership	99.990	Berkshire Hathaway Inc.	NO	
			43-2094256				Douglas Building, LLC	.DE	NIA	National Indemnity Company	Ownership	100.000	Berkshire Hathaway Inc.	NO	
			38-4102628				Dove Valley LLC	.DE	NIA	Burlington Northern Santa Fe, LLC	Ownership	100.000	Berkshire Hathaway Inc.	NO	
			46-1164026				Dovecoast Housing, LP	.TX	NIA	AHP Housing Fund 19, LLC	Ownership	99.990	Berkshire Hathaway Inc.	NO	
			98-1641364				Downbay Limited	.GBR	NIA	Anchorbuoy Ltd	Ownership	100.000	Berkshire Hathaway Inc.	NO	
							Downers Grove Supportive Living Facility, LLC	.IL	NIA	AHP Housing Fund 77, LLC	Ownership	99.990	Berkshire Hathaway Inc.	NO	
			47-1410213				Downtown Housing Affordable LP	.OK	NIA	AHP State Housing Fund 5, LLC	Ownership	1.000	Berkshire Hathaway Inc.	NO	
			81-2696850				DQ Overseas, LLC	.MN	NIA	American Dairy Queen Corporation	Ownership	100.000	Berkshire Hathaway Inc.	NO	
			33-1033675				DQ Training Restaurants, LLC	.DE	NIA	American Dairy Queen Corporation	Ownership	100.000	Berkshire Hathaway Inc.	NO	
			71-0924040				DQF, Inc.	.MN	NIA	International Dairy Queen, Inc.	Ownership	100.000	Berkshire Hathaway Inc.	NO	
			41-0966826				DQGC, Inc.	.VA	NIA	American Dairy Queen Corporation	Ownership	100.000	Berkshire Hathaway Inc.	NO	
			20-1980632				DRL Manufacturing S.A.	.DOM	NIA	Richline Group, Inc.	Ownership	99.990	Berkshire Hathaway Inc.	NO	
			98-0385481				Duracell (China) Limited	.CHN	NIA	Duracell Dutch Holding B.V.	Ownership	100.000	Berkshire Hathaway Inc.	NO	
							Duracell (Jiangxi) Technologies Co., Ltd.	.CHN	NIA	Duracell Industrial Operations, Inc.	Ownership	100.000	Berkshire Hathaway Inc.	NO	
							Duracell Australia Pty. Ltd.	.AUS	NIA	Duracell U.S. Holding LLC	Ownership	100.000	Berkshire Hathaway Inc.	NO	
							Duracell Austria GmbH	.AUT	NIA	Duracell U.S. Holding LLC	Ownership	100.000	Berkshire Hathaway Inc.	NO	
							Duracell Batteries BVBA	.BEL	NIA	Duracell Distributing LLC	Ownership	0.010	Berkshire Hathaway Inc.	NO	
							Duracell Batteries BVBA	.BEL	NIA	Duracell U.S. Holding LLC	Ownership	92.800	Berkshire Hathaway Inc.	NO	
							Duracell Batteries BVBA	.BEL	NIA	The Duracell Company	Ownership	7.190	Berkshire Hathaway Inc.	NO	
							Duracell Belgium Distribution BVBA	.BEL	NIA	Duracell U.S. Holding LLC	Ownership	99.990	Berkshire Hathaway Inc.	NO	
							Duracell Belgium Distribution BVBA	.BEL	NIA	The Duracell Company	Ownership	0.010	Berkshire Hathaway Inc.	NO	
							Duracell Canada, Inc.	.CAN	NIA	The Duracell Company	Ownership	100.000	Berkshire Hathaway Inc.	NO	
							Duracell Comercial e Importadora do Brazil Ltda.	.BRA	NIA	Duracell Distributing LLC	Ownership	0.040	Berkshire Hathaway Inc.	NO	
							Duracell Comercial e Importadora do Brazil Ltda.	.BRA	NIA	The Duracell Company	Ownership	99.960	Berkshire Hathaway Inc.	NO	
			47-2867589				Duracell Distributing LLC	.DE	NIA	Duracell U.S. Operations, Inc.	Ownership	100.000	Berkshire Hathaway Inc.	NO	
			85-5085769				Duracell Dutch Holding B.V.	.NLD	NIA	Duracell U.S. Holding LLC	Ownership	100.000	Berkshire Hathaway Inc.	NO	
							Duracell Enterprise Development (Shanghai) Co. Ltd.	.CHN	NIA	Duracell Singapore Pte. Ltd.	Ownership	100.000	Berkshire Hathaway Inc.	NO	
							Duracell France SAS	.FRA	NIA	Duracell U.S. Holding LLC	Ownership	100.000	Berkshire Hathaway Inc.	NO	
							Duracell Germany GmbH	.DEU	NIA	Duracell U.S. Holding LLC	Ownership	100.000	Berkshire Hathaway Inc.	NO	
							Duracell Hong Kong Limited	.CHN	NIA	Duracell U.S. Holding LLC	Ownership	100.000	Berkshire Hathaway Inc.	NO	
							Duracell India Operations Private Limited	.IND	NIA	Duracell U.S. Holding LLC	Ownership	1.000	Berkshire Hathaway Inc.	NO	
							Duracell India Operations Private Limited	.IND	NIA	The Duracell Company	Ownership	99.000	Berkshire Hathaway Inc.	NO	
			83-0691344				Duracell Industrial Operations, Inc.	.DE	NIA	The Duracell Company	Ownership	100.000	Berkshire Hathaway Inc.	NO	
							Duracell International Operations Sarl	.CHE	NIA	Duracell U.S. Holding LLC	Ownership	100.000	Berkshire Hathaway Inc.	NO	
							Duracell Italy S.r.l.	.ITA	NIA	Duracell U.S. Holding LLC	Ownership	100.000	Berkshire Hathaway Inc.	NO	
							Duracell Japan Godo Kaisha	.JPN	NIA	Duracell U.S. Holding LLC	Ownership	100.000	Berkshire Hathaway Inc.	NO	

53-33

ANNUAL STATEMENT FOR THE YEAR 2023 OF THE General Re Life Corporation

**SCHEDULE Y**

**PART 1A - DETAIL OF INSURANCE HOLDING COMPANY SYSTEM**

1	2	3	4	5	6	7	8	9	10	11	12	13	14	15	16
Group Code	Group Name	NAIC Company Code	ID Number	Federal RSSD	CIK	Name of Securities Exchange if Publicly Traded (U.S. or International)	Names of Parent, Subsidiaries Or Affiliates	Domi-ciliary Location	Relation-ship to Reporting Entity	Directly Controlled by (Name of Entity/Person)	Type of Control (Ownership, Board, Management, Attorney-in-Fact, Influence, Other)	If Control is Ownership Provide Percentage	Ultimate Controlling Entity(ies)/Person(s)	Is an SCA Filing Re-quired? (Yes/No)	*
			47-3713176				Duracell Korea Ltd.	.KOR	NIA	Duracell U.S. Holding LLC	Ownership	100.000	Berkshire Hathaway Inc.	NO	
							Duracell Manufacturing LLC	.DE	NIA	Duracell U.S. Operations, Inc.	Ownership	100.000	Berkshire Hathaway Inc.	NO	
							Duracell Middle East DMCC	.ARE	NIA	Duracell U.S. Holding LLC	Ownership	100.000	Berkshire Hathaway Inc.	NO	
			85-5087468				Duracell Netherlands B.V.	.NLD	NIA	Duracell U.S. Holding LLC	Ownership	100.000	Berkshire Hathaway Inc.	NO	
			47-2867589				Duracell Pilas Limitada	.CHL	NIA	Duracell Distributing LLC	Ownership	0.076	Berkshire Hathaway Inc.	NO	
			47-2867589				Duracell Pilas Limitada	.CHL	NIA	Duracell U.S. Holding LLC	Ownership	99.240	Berkshire Hathaway Inc.	NO	
							Duracell Pilas S.R.L.	.ARG	NIA	Duracell Pilas Limitada	Ownership	50.000	Berkshire Hathaway Inc.	NO	
							Duracell Pilas S.R.L.	.ARG	NIA	Duracell U.S. Holding LLC	Ownership	50.000	Berkshire Hathaway Inc.	NO	
							Duracell Poland Sp. z o.o	.POL	NIA	Duracell U.S. Holding LLC	Ownership	100.000	Berkshire Hathaway Inc.	NO	
							Duracell Russia ooo	.RUS	NIA	Duracell Distributing LLC	Ownership	1.000	Berkshire Hathaway Inc.	NO	
							Duracell Russia 000	.RUS	NIA	Duracell U.S. Holding LLC	Ownership	99.000	Berkshire Hathaway Inc.	NO	
							DURACELL SATIS VE DAGITIM LIMITED SIRKETI	.TUR	NIA	Duracell Distributing LLC	Ownership	0.250	Berkshire Hathaway Inc.	NO	
							DURACELL SATIS VE DAGITIM LIMITED SIRKETI	.TUR	NIA	Duracell U.S. Holding LLC	Ownership	99.750	Berkshire Hathaway Inc.	NO	
							Duracell Services, S.L.	.ESP	NIA	Duracell U.S. Holding LLC	Ownership	100.000	Berkshire Hathaway Inc.	NO	
							Duracell Singapore Pte. Ltd.	.SGP	NIA	Duracell International Operations Sarl	Ownership	100.000	Berkshire Hathaway Inc.	NO	
							Duracell Solutions BVBA	.BEL	NIA	Duracell Dutch Holding B.V.	Ownership	99.990	Berkshire Hathaway Inc.	NO	
							Duracell Solutions BVBA	.BEL	NIA	Duracell U.S. Holding LLC	Ownership	0.010	Berkshire Hathaway Inc.	NO	
							Duracell South Africa Proprietary Limited	.ZAF	NIA	Duracell U.S. Holding LLC	Ownership	100.000	Berkshire Hathaway Inc.	NO	
							Duracell Spain S.L.	.ESP	NIA	Duracell U.S. Holding LLC	Ownership	100.000	Berkshire Hathaway Inc.	NO	
			47-3217061				Duracell U.S. Holding LLC	.DE	NIA	The Duracell Company	Ownership	100.000	Berkshire Hathaway Inc.	NO	
			47-4217945				Duracell U.S. Operations, Inc.	.DE	NIA	The Duracell Company	Ownership	100.000	Berkshire Hathaway Inc.	NO	
							Duracell UK Limited	.GBR	NIA	Duracell U.S. Holding LLC	Ownership	100.000	Berkshire Hathaway Inc.	NO	
							Duracell Ukraine	.UKR	NIA	Duracell Poland Sp. z o.o	Ownership	100.000	Berkshire Hathaway Inc.	NO	
			92-1538487				Earth Energy Power Link LLC	.DE	NIA	Magma Power Company	Ownership	100.000	Berkshire Hathaway Inc.	NO	
			20-0818185				Easley Custom Plastics, Inc.	.SC	NIA	Wilbert, Inc.	Ownership	100.000	Berkshire Hathaway Inc.	NO	
							East Powergrid Limited	.GBR	NIA	Northern Electric plc.	Ownership	100.000	Berkshire Hathaway Inc.	NO	
			46-3639580				Eastern Energy Gas Holdings, LLC	.VA	NIA	BHE GT&S, LLC	Ownership	100.000	Berkshire Hathaway Inc.	NO	
			55-0629203				Eastern Gas Transmission and Storage, Inc.	.DE	NIA	Eastern Energy Gas Holdings, LLC	Ownership	100.000	Berkshire Hathaway Inc.	NO	
			47-5154245				Eastern Gathering and Processing, Inc.	.VA	NIA	BHE GT&S, LLC	Ownership	100.000	Berkshire Hathaway Inc.	NO	
			47-3459919				Eastern MLP Holding Company II, LLC	.VA	NIA	Eastern Energy Gas Holdings, LLC	Ownership	100.000	Berkshire Hathaway Inc.	NO	
							Eastern Powergrid Limited	.GBR	NIA	Northern Electric plc.	Ownership	100.000	Berkshire Hathaway Inc.	NO	
			26-2730888				Eastern-Dorman LLC	.PA	NIA	Eastern Manufacturing, LLC	Ownership	50.000	Berkshire Hathaway Inc.	NO	
0031	Berkshire Hathaway Group	14702	01-0125870				EastGUARD Insurance Company	.NE	IA	WestGUARD Insurance Company	Ownership	100.000	Berkshire Hathaway Inc.	NO	
							Ebby Halliday Alliance, LLC	.TX	NIA	Ebby Halliday Real Estate, LLC	Ownership	100.000	Berkshire Hathaway Inc.	NO	
			75-1610390				Ebby Halliday Real Estate, LLC	.TX	NIA	PHM Holdings, LLC	Ownership	100.000	Berkshire Hathaway Inc.	NO	
			27-0660605				Eco Color Company	.NJ	NIA	Benjamin Moore & Co.	Ownership	100.000	Berkshire Hathaway Inc.	NO	
			36-2694067				Ecodyne Corporation	.DE	NIA	Transition Holdings, LLC	Ownership	100.000	Berkshire Hathaway Inc.	NO	
			36-2730138				Ecodyne MRM LLC	.DE	NIA	Marmon Water, Inc.	Ownership	100.000	Berkshire Hathaway Inc.	NO	
							Ecodyne UET Schweiz AG	.CHE	NIA	Ecodyne MRM LLC	Ownership	100.000	Berkshire Hathaway Inc.	NO	
			37-1446629				Ecodyne Water Treatment LLC	.DE	NIA	Marmon Water, Inc.	Ownership	100.000	Berkshire Hathaway Inc.	NO	
							Ecodyneuet DE Mexico S DE RL DE CV	.MEX	NIA	Ecodyne MRM LLC	Ownership	98.000	Berkshire Hathaway Inc.	NO	
							Ecodyneuet DE Mexico S DE RL DE CV	.MEX	NIA	Ecodyne UET Schweiz AG	Ownership	2.000	Berkshire Hathaway Inc.	NO	
							Ecopac (U.K.) Power Limited	.GBR	NIA	TTI, Inc.	Ownership	100.000	Berkshire Hathaway Inc.	NO	
							Ecowater Canada Ltd.	.CAN	NIA	Ecowater Systems LLC	Ownership	100.000	Berkshire Hathaway Inc.	NO	
							Ecolwater Systems (Shanghai) Co., Ltd.	.CHN	NIA	Kunshan Ecolwater Systems Company Limited	Ownership	100.000	Berkshire Hathaway Inc.	NO	
							Ecowater Systems Europe, N.V.	.BEL	NIA	Ecowater Systems LLC	Ownership	99.999	Berkshire Hathaway Inc.	NO	
							Ecowater Systems Europe, N.V.	.BEL	NIA	Marmon Industrial Water LLC	Ownership	0.001	Berkshire Hathaway Inc.	NO	
							Ecowater Systems France SAS	.FRA	NIA	Marmon Water, Inc.	Ownership	100.000	Berkshire Hathaway Inc.	NO	
							Ecolwater Systems Germany GmbH	.DEU	NIA	Ecowater Systems Europe, N.V.	Ownership	100.000	Berkshire Hathaway Inc.	NO	

ANNUAL STATEMENT FOR THE YEAR 2023 OF THE General Re Life Corporation

**SCHEDULE Y**

**PART 1A - DETAIL OF INSURANCE HOLDING COMPANY SYSTEM**

1	2	3	4	5	6	7	8	9	10	11	12	13	14	15	16
Group Code	Group Name	NAIC Company Code	ID Number	Federal RSSD	CIK	Name of Securities Exchange if Publicly Traded (U.S. or International)	Names of Parent, Subsidiaries Or Affiliates	Domiciliary Location	Relationship to Reporting Entity	Directly Controlled by (Name of Entity/Person)	Type of Control (Ownership, Board, Management, Attorney-in-Fact, Influence, Other)	If Control is Ownership Provide Percentage	Ultimate Controlling Entity(ies)/Person(s)	Is an SCA Filing Required? (Yes/No)	*
			36-3586532				Ecowater Systems Italia S.r.l	.ITA	NIA	Ecowater Systems Europe, N.V.	Ownership	100.000	Berkshire Hathaway Inc.	NO	
							Ecowater Systems LLC	.DE	NIA	Marmon Water, Inc.	Ownership	100.000	Berkshire Hathaway Inc.	NO	
							Ecowater Systems Poland Sp. Z.o.o.	.POL	NIA	Ecowater Systems France SAS	Ownership	30.000	Berkshire Hathaway Inc.	NO	
							Ecowater Systems Poland Sp. Z.o.o.	.POL	NIA	Marmon Water, Inc.	Ownership	70.000	Berkshire Hathaway Inc.	NO	
							Eden Europe s.r.o.	.CZE	NIA	Marmon Holdings Corporation	Ownership	42.500	Berkshire Hathaway Inc.	NO	
							Eden Europe s.r.o.	.CZE	NIA	Marmon Retail Store Equipment LLC	Ownership	57.500	Berkshire Hathaway Inc.	NO	
			41-2011900				Edina Realty Referral Network, Inc.	.MN	NIA	HomeServices of Minnesota, LLC	Ownership	100.000	Berkshire Hathaway Inc.	NO	
			41-1556741				Edina Realty Title, Inc.	.MN	NIA	HomeServices of Minnesota, LLC	Ownership	100.000	Berkshire Hathaway Inc.	NO	
			41-0809124				Edina Realty, Inc.	.MN	NIA	HomeServices of Minnesota, LLC	Ownership	100.000	Berkshire Hathaway Inc.	NO	
			82-0619506				Edna The Post Oak LP	.TX	NIA	AHP Housing Fund 190, LLC	Ownership	99.990	Berkshire Hathaway Inc.	NO	
							EJME (Portugal) Aircraft Management Limitada	.PRT	NIA	Executive Jet Management (Europe) Limited	Ownership	49.000	Berkshire Hathaway Inc.	NO	
			98-1177214												
			80-0077720				El Porvenir Mfg. S. De R.L. de C.V.	.HND	NIA	Union Sales, LLC	Ownership	2.000	Berkshire Hathaway Inc.	NO	
			80-0077720				El Porvenir Mfg. S. De R.L. de C.V.	.HND	NIA	Union Underwear Company, Inc.	Ownership	98.000	Berkshire Hathaway Inc.	NO	
							El Sol Del Paraguay S.A.	.PRY	NIA	Transatlantic Reinsurance Company	Ownership	23.370	Berkshire Hathaway Inc.	NO	
							ElectraLink Limited	.GBR	NIA	Northern Powergrid (Northeast) plc	Ownership	6.200	Berkshire Hathaway Inc.	NO	
							ElectraLink Limited	.GBR	NIA	Northern Powergrid (Yorkshire) plc	Ownership	7.200	Berkshire Hathaway Inc.	NO	
			61-1517073				Electric Transmission Texas, LLC	.DE	NIA	BHE Texas Transco, LLC	Ownership	50.000	Berkshire Hathaway Inc.	NO	
			98-1172511				Electropages Media Limited	.GBR	NIA	Mouser Electronics, Inc.	Ownership	100.000	Berkshire Hathaway Inc.	NO	
			82-3044253				Elevate at Jordan Creek, LP	.IA	NIA	AHP Housing Fund 180, LLC	Ownership	99.990	Berkshire Hathaway Inc.	NO	
			92-2629656				Eik Valley Wind, LLC	.DE	NIA	BHER WV Wind, LLC	Ownership	100.000	Berkshire Hathaway Inc.	NO	
							Ellis & Watts Global Industries, Inc.	.DE	NIA	Marmon Tubing, Fittings & Wire Products, Inc.	Ownership	100.000	Berkshire Hathaway Inc.	NO	
			46-4613464				Elm Street Corporation	.DE	NIA	General Reinsurance Corporation	Ownership	100.000	Berkshire Hathaway Inc.	NO	
			06-1051334				Elmore Company	.CA	NIA	Magma Power Company	Ownership	100.000	Berkshire Hathaway Inc.	NO	
			27-1573610				Elmore North Geothermal LLC	.DE	NIA	Magma Power Company	Ownership	100.000	Berkshire Hathaway Inc.	NO	
			88-4338071				Emerging Technology Transportation Ventures LLC	.DE	NIA	PFJE AssetCo Holdings LLC	Ownership	100.000	Berkshire Hathaway Inc.	NO	
			87-2793299				Empire Distributors of Colorado, Inc.	.CO	NIA	Kahn Ventures, Inc.	Ownership	100.000	Berkshire Hathaway Inc.	NO	
			84-1097025				Empire Distributors of North Carolina, Inc.	.GA	NIA	Kahn Ventures, Inc.	Ownership	100.000	Berkshire Hathaway Inc.	NO	
			56-1387714				Empire Distributors of Tennessee, Inc.	.TN	NIA	Kahn Ventures, Inc.	Ownership	100.000	Berkshire Hathaway Inc.	NO	
			62-1018924				Empire Distributors, Inc.	.GA	NIA	Kahn Ventures, Inc.	Ownership	100.000	Berkshire Hathaway Inc.	NO	
			58-0667553				Empressa Inmobiliaria del Potosi, S.A. de C.V.	.MEX	NIA	Marmon Transportation Services LLC	Ownership	0.010	Berkshire Hathaway Inc.	NO	
							Empressa Inmobiliaria del Potosi, S.A. de C.V.	.MEX	NIA	Union Tank Car Company	Ownership	99.990	Berkshire Hathaway Inc.	NO	
			87-0479159				Energy West Mining Company	.UT	NIA	PacificCorp	Ownership	100.000	Berkshire Hathaway Inc.	NO	
							Enersul Group Inc.	.CAN	NIA	The Marmon Group of Canada Ltd.	Ownership	100.000	Berkshire Hathaway Inc.	NO	
							Enersul L.P.	.CAN	NIA	Enersul Group Inc.	Ownership	99.900	Berkshire Hathaway Inc.	NO	
							Enersul L.P.	.CAN	NIA	Enersul, Inc.	Ownership	0.100	Berkshire Hathaway Inc.	NO	
							Enersul, Inc.	.CAN	NIA	The Marmon Group of Canada Ltd.	Ownership	100.000	Berkshire Hathaway Inc.	NO	
			27-1520644				Enterprise RB Fund II	.MD	NIA	21st Mortgage Corporation	Ownership	99.990	Berkshire Hathaway Inc.	NO	
			14-1505298				Environment-One Corporation	.NY	NIA	Precision Castparts Corp.	Ownership	100.000	Berkshire Hathaway Inc.	NO	
			83-1552766				Equity Title of Washington, LLC	.WA	NIA	HomeServices of Washington, LLC	Ownership	50.000	Berkshire Hathaway Inc.	NO	
							Ercom Engineers, Private Limited	.IND	NIA	IPS-Integrated Project Services, LLC	Ownership	18.430	Berkshire Hathaway Inc.	NO	
			59-1220247				Esslinger-Wooten-Maxwell, Inc.	.FL	NIA	HomeServices of Florida, Inc.	Ownership	100.000	Berkshire Hathaway Inc.	NO	
			46-0612632				Eunice Housing, LP	.LA	NIA	AHP Housing Fund 51, LLC	Ownership	99.990	Berkshire Hathaway Inc.	NO	
			13-4236286				Evansville Automotive (LEX), LLC	.DE	NIA	Berkshire Hathaway Automotive Inc.	Ownership	92.000	Berkshire Hathaway Inc.	NO	
			13-4236289				Evansville Automotive, LLC	.DE	NIA	Berkshire Hathaway Automotive Inc.	Ownership	92.000	Berkshire Hathaway Inc.	NO	

53.35

ANNUAL STATEMENT FOR THE YEAR 2023 OF THE General Re Life Corporation

**SCHEDULE Y**

**PART 1A - DETAIL OF INSURANCE HOLDING COMPANY SYSTEM**

1	2	3	4	5	6	7	8	9	10	11	12	13	14	15	16
Group Code	Group Name	NAIC Company Code	ID Number	Federal RSSD	CIK	Name of Securities Exchange if Publicly Traded (U.S. or International)	Names of Parent, Subsidiaries Or Affiliates	Domi-ciliary Location	Relation-ship to Reporting Entity	Directly Controlled by (Name of Entity/Person)	Type of Control (Ownership, Board, Management, Attorney-in-Fact, Influence, Other)	If Control is Ownership Provide Percentage	Ultimate Controlling Entity(ies)/Person(s)	Is an SCA Filing Re-quired? (Yes/No)	*
			82-0621378				Evansville RCF LP	..IN.....	..NIA.....	AHP Housing Fund 178, LLC	Ownership.....	..99.990...	Berkshire Hathaway Inc.	..NO.....	
			62-1682381				Evergreen Home Finance, LLC	..TN.....	..NIA.....	21st Mortgage Corporation	Ownership.....	..50.000...	Berkshire Hathaway Inc.	..NO.....	
			83-3043953				eVolution Systems Ltd.	..ISR.....	..NIA.....	IES Holding II, LLC	Ownership.....	..10.000...	Berkshire Hathaway Inc.	..NO.....	
			59-2380937				EWIE Group of Companies, LLC	..DE.....	..NIA.....	ITTI Investment Holdings Inc.	Ownership.....	..19.000...	Berkshire Hathaway Inc.	..NO.....	
			48-0882691				E-W-M Referral Services, Inc.	..FL.....	..NIA.....	Esslinger-Wooten-Maxwell, Inc.	Ownership.....	..100.000...	Berkshire Hathaway Inc.	..NO.....	
			31-0913865				Exacta Aerospace, Inc.	..KS.....	..NIA.....	Precision Castparts Corp.	Ownership.....	..100.000...	Berkshire Hathaway Inc.	..NO.....	
			32-0656860				Executive Jet Management (Europe) Limited	..GBR.....	..NIA.....	NetJets Management Ltd.	Ownership.....	..100.000...	Berkshire Hathaway Inc.	..NO.....	
			26-1627289				Executive Jet Management, Inc.	..OH.....	..NIA.....	NetJets Inc.	Ownership.....	..100.000...	Berkshire Hathaway Inc.	..NO.....	
			98-0415493				Exponential Technology Group, Inc	..DE.....	..NIA.....	Mouser Electronics, Inc.	Ownership.....	..100.000...	Berkshire Hathaway Inc.	..NO.....	
			61-1809091				Express Furniture Services, LLC	..CA.....	..NIA.....	CORT Business Services Corporation	Ownership.....	..63.000...	Berkshire Hathaway Inc.	..NO.....	
			36-4383800				EXSIF China	..CHN.....	..NIA.....	EXSIF Worldwide, Inc.	Ownership.....	..100.000...	Berkshire Hathaway Inc.	..NO.....	
			88-3017735				EXSIF International LLC	..DE.....	..NIA.....	EXSIF Worldwide, Inc.	Ownership.....	..100.000...	Berkshire Hathaway Inc.	..NO.....	
			33-0682735				EXSIF OCS Limited	..GBR.....	..NIA.....	EXSIF Worldwide, Inc.	Ownership.....	..100.000...	Berkshire Hathaway Inc.	..NO.....	
			23-3004319				EXSIF Worldwide GmbH	..DEU.....	..NIA.....	EXSIF Worldwide, Inc.	Ownership.....	..100.000...	Berkshire Hathaway Inc.	..NO.....	
			88-3017735				EXSIF Worldwide, Inc.	..DE.....	..NIA.....	Worldwide Containers, Inc.	Ownership.....	..100.000...	Berkshire Hathaway Inc.	..NO.....	
			33-0682735				Extreme Blocker Inc.	..DE.....	..NIA.....	Acumed, LLC	Ownership.....	..100.000...	Berkshire Hathaway Inc.	..NO.....	
			23-3004319				Extruded, Inc.	..CA.....	..NIA.....	Vesta Intermediate Funding, Inc.	Ownership.....	..100.000...	Berkshire Hathaway Inc.	..NO.....	
							F&R/T LLC	..DE.....	..NIA.....	Fox & Roach/Trident Limited Partnership	Ownership.....	..100.000...	Berkshire Hathaway Inc.	..NO.....	
							F.W. Acquisitions Corp, S.A.	..HTI.....	..NIA.....	Union Underwear Company, Inc.	Ownership.....	..99.000...	Berkshire Hathaway Inc.	..NO.....	
							Fabrik Apparel S.A.	..HTI.....	..NIA.....	Union Sales,LLC.	Ownership.....	..1.000...	Berkshire Hathaway Inc.	..NO.....	
							Fabrik Apparel DR, S.R.L	..DOM.....	..NIA.....	Union Sales,LLC.	Ownership.....	..1.000...	Berkshire Hathaway Inc.	..NO.....	
							Fabrik Apparel DR, S.R.L	..DOM.....	..NIA.....	Union Underwear Company, Inc.	Ownership.....	..99.000...	Berkshire Hathaway Inc.	..NO.....	
.0031	Berkshire Hathaway Group	35157	13-3333610				Fair American Insurance and Reinsurance Company	..NY.....	..IA.....	Transatlantic Reinsurance Company	Ownership.....	..100.000...	Berkshire Hathaway Inc.	..NO.....	
.0031	Berkshire Hathaway Group	15201	46-1213970				Fair American Select Insurance Company	..DE.....	..IA.....	Transatlantic Reinsurance Company	Ownership.....	..100.000...	Berkshire Hathaway Inc.	..NO.....	
			45-5116734				Fairview Wiggins, LP	..MS.....	..NIA.....	AHP Housing Fund 71, LLC	Ownership.....	..99.990...	Berkshire Hathaway Inc.	..NO.....	
			76-0270150				Falcon Power Operating Company	..TX.....	..NIA.....	BHE Gas, Inc.	Ownership.....	..100.000...	Berkshire Hathaway Inc.	..NO.....	
							Falcon Training Center	..FRA.....	..NIA.....	FLightSafety International SARL	Ownership.....	..50.000...	Berkshire Hathaway Inc.	..NO.....	
			81-2019872				False River Partners, LP	..MS.....	..NIA.....	AHP Housing Fund 133, LLC	Ownership.....	..99.990...	Berkshire Hathaway Inc.	..NO.....	
							Fancom B.V.	..NLD.....	..NIA.....	Fancom Holding B.V.	Ownership.....	..100.000...	Berkshire Hathaway Inc.	..NO.....	
							Fancom EURL	..FRA.....	..NIA.....	Fancom B.V.	Ownership.....	..100.000...	Berkshire Hathaway Inc.	..NO.....	
							Fancom Holding B.V.	..NLD.....	..NIA.....	CTB Legacy Holding B.V.	Ownership.....	..100.000...	Berkshire Hathaway Inc.	..NO.....	
							Fanmar Auto Part (Ningbo) Co., Ltd.	..CHN.....	..NIA.....	Marmon Services Limited	Ownership.....	..100.000...	Berkshire Hathaway Inc.	..NO.....	
			98-0166320				Faraday Capital Limited	..GBR.....	..NIA.....	Faraday Holdings Limited	Ownership.....	..100.000...	Berkshire Hathaway Inc.	..NO.....	
							Faraday Corporate Capital Limited	..GBR.....	..NIA.....	Faraday Holdings Limited	Ownership.....	..100.000...	Berkshire Hathaway Inc.	..NO.....	
			06-1026471				Faraday Holdings Limited	..GBR.....	..NIA.....	General Re Corporation	Ownership.....	..100.000...	Berkshire Hathaway Inc.	..NO.....	
							Faraday MGA Limited	..GBR.....	..NIA.....	Faraday Holdings Limited	Ownership.....	..100.000...	Berkshire Hathaway Inc.	..NO.....	
			06-1026471				Faraday Underwriting Limited	..GBR.....	..NIA.....	Faraday Holdings Limited	Ownership.....	..100.000...	Berkshire Hathaway Inc.	..NO.....	
			76-0450804				Farmington Properties, Inc.	..PA.....	..NIA.....	Tioga Properties, LLC	Ownership.....	..100.000...	Berkshire Hathaway Inc.	..NO.....	
			37-1872552				Farnam Management Services, LLC	..NE.....	..NIA.....	Columbia Insurance Company	Ownership.....	..100.000...	Berkshire Hathaway Inc.	..NO.....	
			20-0174133				Farwell Texas Tobacco, L.P.	..TX.....	..NIA.....	McCarty-Hull Cigar Company, Inc.	Ownership.....	..100.000...	Berkshire Hathaway Inc.	..NO.....	
			91-1096274				Fatigue Technology, Inc.	..IA.....	..NIA.....	Precision Castparts Corp.	Ownership.....	..100.000...	Berkshire Hathaway Inc.	..NO.....	
			46-2835485				Faxon School Apartments, LLC	..MO.....	..NIA.....	AHP Housing Fund 131, LLC	Ownership.....	..98.990...	Berkshire Hathaway Inc.	..NO.....	
			82-3862601				FC Transport, LLC	..IN.....	..NIA.....	Clayton Properties Group, Inc.	Ownership.....	..100.000...	Berkshire Hathaway Inc.	..NO.....	
			82-3104130				Ferriday Housing, LP	..MS.....	..NIA.....	AHP Housing Fund 194, LLC	Ownership.....	..99.990...	Berkshire Hathaway Inc.	..NO.....	
			47-2478722				FFBH Motors, LLC	..DE.....	..NIA.....	Berkshire Hathaway Automotive Inc.	Ownership.....	..93.000...	Berkshire Hathaway Inc.	..NO.....	
			47-2478722				FFBH Motors, LLC	..DE.....	..NIA.....	BHA Minority Interest Holdco, Inc.	Ownership.....	..3.000...	Berkshire Hathaway Inc.	..NO.....	
			20-2287431				FFR, Inc.	..IA.....	..NIA.....	HomeServices of Iowa, Inc.	Ownership.....	..100.000...	Berkshire Hathaway Inc.	..NO.....	
							FFW de Mexico, S.A. de C.V.	..MEX.....	..NIA.....	Fontaine Fifth Wheel Company	Ownership.....	..99.998...	Berkshire Hathaway Inc.	..NO.....	

53-36



ANNUAL STATEMENT FOR THE YEAR 2023 OF THE General Re Life Corporation

**SCHEDULE Y**  
**PART 1A - DETAIL OF INSURANCE HOLDING COMPANY SYSTEM**

1	2	3	4	5	6	7	8	9	10	11	12	13	14	15	16
Group Code	Group Name	NAIC Company Code	ID Number	Federal RSSD	CIK	Name of Securities Exchange if Publicly Traded (U.S. or International)	Names of Parent, Subsidiaries Or Affiliates	Domi-ciliary Location	Relation-ship to Reporting Entity	Directly Controlled by (Name of Entity/Person)	Type of Control (Ownership, Board, Management, Attorney-in-Fact, Influence, Other)	If Control is Ownership Provide Percentage	Ultimate Controlling Entity(ies)/Person(s)	Is an SCA Filing Re-quired? (Yes/No)	*
			82-1987362				FFW de Mexico, S.A. de C.V.	.MEX	NIA	Perfection de Mexico, SAPI de CV	Ownership	0.002	Berkshire Hathaway Inc.	NO	
							Fields Apartments LP	.OR	NIA	AHP Housing Fund 200, LLC	Ownership	99.980	Berkshire Hathaway Inc.	NO	
							Filtrex International Pte. Ltd.	.SGP	NIA	Marmon Water (Singapore) Pte Ltd.	Ownership	100.000	Berkshire Hathaway Inc.	NO	
							Filtrex Technologies Private Limited	.IND	NIA	Filtrex International Pte. Ltd.	Ownership	15.000	Berkshire Hathaway Inc.	NO	
							Filtrex Technologies Private Limited	.IND	NIA	Marmon Water (Singapore) Pte Ltd.	Ownership	85.000	Berkshire Hathaway Inc.	NO	
			98-1379180				Financial Credit Investment III (Cayman), L.P.	.CYM	NIA	Berkshire Hathaway Life Insurance Company of Nebraska	Ownership	50.000	Berkshire Hathaway Inc.	NO	
			98-1395199				Financial Credit Investment III SPV-B (Cayman), L.P.	.CYM	NIA	Berkshire Hathaway Life Insurance Company of Nebraska	Ownership	25.000	Berkshire Hathaway Inc.	NO	
			74-2731287				Financial Services Plus, Inc.	.TX	NIA	McLane Company, Inc.	Ownership	100.000	Berkshire Hathaway Inc.	NO	
.0031	Berkshire Hathaway Group	39136	06-1325038				Finial Reinsurance Company	.CT	IA	National Indemnity Company	Ownership	100.000	Berkshire Hathaway Inc.	NO	
			36-4808004				Fireside Partners, Inc.	.DE	NIA	GAUM Holdings Inc.	Ownership	100.000	Berkshire Hathaway Inc.	NO	
			81-3075316				First Act, LLC	.DE	NIA	Alleghany Capital Corporation	Ownership	100.000	Berkshire Hathaway Inc.	NO	
.0031	Berkshire Hathaway Group	11591	91-1933661				First Berkshire Hathaway Life Insurance Company	.NY	IA	Berkshire Hathaway Life Insurance Company of Nebraska	Ownership	100.000	Berkshire Hathaway Inc.	NO	
			59-2960388				First Network Realty, Inc.	.FL	NIA	Florida Network LLC	Ownership	100.000	Berkshire Hathaway Inc.	NO	
			42-0870557				First Realty, Ltd.	.IA	NIA	HomeServices of Iowa, Inc.	Ownership	100.000	Berkshire Hathaway Inc.	NO	
			46-1948774				First Weber Illinois, LLC	.WI	NIA	First Weber, Inc.	Ownership	100.000	Berkshire Hathaway Inc.	NO	
			39-1406731				First Weber Referral Associates, Inc.	.WI	NIA	First Weber, Inc.	Ownership	100.000	Berkshire Hathaway Inc.	NO	
			39-1669005				First Weber, Inc.	.WI	NIA	HomeServices of Wisconsin, LLC	Ownership	100.000	Berkshire Hathaway Inc.	NO	
			33-0453364				Fish Lake Power LLC	.DE	NIA	Magma Power Company	Ownership	100.000	Berkshire Hathaway Inc.	NO	
			38-4007385				Flat Top Holdings, LLC	.DE	NIA	BHER Flat Top Wind Holdings, LLC	Ownership	100.000	Berkshire Hathaway Inc.	NO	
			46-1396389				Flat Top Wind I, LLC	.DE	NIA	Flat Top Holdings, LLC	Ownership	100.000	Berkshire Hathaway Inc.	NO	
			87-0622749				Fleet Sales LLC	.UT	NIA	Pilot Travel Centers LLC	Ownership	100.000	Berkshire Hathaway Inc.	NO	
							FlightSafety Canada Ltd.	.CAN	NIA	FlightSafety New York, Inc.	Ownership	100.000	Berkshire Hathaway Inc.	NO	
			22-2820005				FlightSafety Capital Corporation	.DE	NIA	FlightSafety International Inc.	Ownership	100.000	Berkshire Hathaway Inc.	NO	
			36-3244473				FlightSafety Defense Corporation	.DE	NIA	FlightSafety International Inc.	Ownership	100.000	Berkshire Hathaway Inc.	NO	
			88-0377203				FlightSafety Development Corp.	.DE	NIA	FlightSafety New York, Inc.	Ownership	100.000	Berkshire Hathaway Inc.	NO	
							FlightSafety International Australia Pty. Ltd.	.AUS	NIA	FlightSafety Properties, Inc.	Ownership	100.000	Berkshire Hathaway Inc.	NO	
							FlightSafety International Hong Kong Limited	.HKG	NIA	FlightSafety International Inc.	Ownership	100.000	Berkshire Hathaway Inc.	NO	
			13-3916524				FlightSafety International Inc.	.NY	NIA	Berkshire Hathaway Life Insurance Company of Nebraska	Ownership	100.000	Berkshire Hathaway Inc.	NO	
							FlightSafety International Japan Inc.	.JPN	NIA	FlightSafety International Inc.	Ownership	100.000	Berkshire Hathaway Inc.	NO	
			81-0947238				FlightSafety International Middle East Inc.	.DE	NIA	FlightSafety International Inc.	Ownership	100.000	Berkshire Hathaway Inc.	NO	
							FlightSafety International Netherlands B.V.	.NLD	NIA	FlightSafety International Inc.	Ownership	100.000	Berkshire Hathaway Inc.	NO	
							FlightSafety International Norway AS	.NOR	NIA	FlightSafety International Inc.	Ownership	100.000	Berkshire Hathaway Inc.	NO	
							FlightSafety International SARL	.FRA	NIA	FlightSafety International Inc.	Ownership	100.000	Berkshire Hathaway Inc.	NO	
							FlightSafety International Saudi Arabia LLC	.SAU	NIA	FlightSafety International Inc.	Ownership	95.000	Berkshire Hathaway Inc.	NO	
							FlightSafety International Saudi Arabia LLC	.SAU	NIA	FlightSafety International U.K. Limited	Ownership	5.000	Berkshire Hathaway Inc.	NO	
							FlightSafety International Singapore Pte. Ltd.	.SGP	NIA	FlightSafety International Inc.	Ownership	100.000	Berkshire Hathaway Inc.	NO	
							FlightSafety International South Africa Ltd.	.ZAF	NIA	FlightSafety International Inc.	Ownership	100.000	Berkshire Hathaway Inc.	NO	
							FlightSafety International Treinamento Em Aviacao Ltda.	.BRA	NIA	FlightSafety Capital Corporation	Ownership	1.000	Berkshire Hathaway Inc.	NO	
							FlightSafety International Treinamento Em Aviacao Ltda.	.BRA	NIA	FlightSafety International Inc.	Ownership	99.000	Berkshire Hathaway Inc.	NO	
							FlightSafety International U.K. Limited	.GBR	NIA	FlightSafety International Inc.	Ownership	100.000	Berkshire Hathaway Inc.	NO	

ANNUAL STATEMENT FOR THE YEAR 2023 OF THE General Re Life Corporation

**SCHEDULE Y**

**PART 1A - DETAIL OF INSURANCE HOLDING COMPANY SYSTEM**

1	2	3	4	5	6	7	8	9	10	11	12	13	14	15	16
Group Code	Group Name	NAIC Company Code	ID Number	Federal RSSD	CIK	Name of Securities Exchange if Publicly Traded (U.S. or International)	Names of Parent, Subsidiaries Or Affiliates	Domiciliary Location	Relationship to Reporting Entity	Directly Controlled by (Name of Entity/Person)	Type of Control (Ownership, Board, Management, Attorney-in-Fact, Influence, Other)	If Control is Ownership Provide Percentage	Ultimate Controlling Entity(ies)/Person(s)	Is an SCA Filing Required? (Yes/No)	*
			06-1311475				FlightSafety New York, Inc.	NY	NIA	FlightSafety International Inc.	Ownership	100.000	Berkshire Hathaway Inc.	NO	
			11-2984638				FlightSafety Properties, Inc.	DE	NIA	FlightSafety International Inc.	Ownership	100.000	Berkshire Hathaway Inc.	NO	
			83-3383970				FlightSafety Textron Aviation Training LLC	DE	NIA	FlightSafety International Inc.	Ownership	70.000	Berkshire Hathaway Inc.	NO	
							FlightSafety Textron Aviation Training UK Limited	GBR	NIA	FlightSafety Textron Aviation Training LLC	Ownership	100.000	Berkshire Hathaway Inc.	NO	
			47-0487472				Floors Inc.	NE	NIA	Nebraska Furniture Mart, Inc.	Ownership	100.000	Berkshire Hathaway Inc.	NO	
			59-3584700				Florida Network LLC	DE	NIA	HomeServices of Florida, Inc.	Ownership	100.000	Berkshire Hathaway Inc.	NO	
			47-1254702				Florida Network Property Management, LLC	FL	NIA	Florida Network LLC	Ownership	100.000	Berkshire Hathaway Inc.	NO	
			47-2871651				Flow Improvers LLC	DE	NIA	LiquidPower Specialty Products Inc.	Ownership	100.000	Berkshire Hathaway Inc.	NO	
			48-1225754				FLTVT, L.L.C.	DE	NIA	Berkshire Hathaway Automotive Inc.	Ownership	81.000	Berkshire Hathaway Inc.	NO	
			85-0933881				Fluvanna Holdings 2, LLC	DE	NIA	BHER Gopher Wind Holdings, LLC	Ownership	100.000	Berkshire Hathaway Inc.	NO	
			81-4732929				Fluvanna Wind Energy 2, LLC	DE	NIA	Fluvanna Holdings 2, LLC	Ownership	100.000	Berkshire Hathaway Inc.	NO	
							Flying J Canada Inc.	CAN	NIA	Pilot Travel Centers LLC	Ownership	100.000	Berkshire Hathaway Inc.	NO	
			98-1057052				Flying J Canada Transport Inc.	CAN	NIA	Flying J Canada Inc.	Ownership	100.000	Berkshire Hathaway Inc.	NO	
			46-1058973				FMAVT Motors, LLC	DE	NIA	Berkshire Hathaway Automotive Inc.	Ownership	83.000	Berkshire Hathaway Inc.	NO	
			46-1058973				FMAVT Motors, LLC	DE	NIA	BHA Minority Interest Holdco, Inc.	Ownership	13.000	Berkshire Hathaway Inc.	NO	
			83-2340006				Focused Technology Solutions, Inc.	DE	NIA	Railserve, Inc.	Ownership	100.000	Berkshire Hathaway Inc.	NO	
							FOL International GmbH	DEU	NIA	FOL International Unlimited Company	Ownership	100.000	Berkshire Hathaway Inc.	NO	
							FOL International Unlimited Company	IRL	NIA	Fruit of the Loom, Inc.	Ownership	100.000	Berkshire Hathaway Inc.	NO	
			46-2326556				Fontaine Commercial Trailer, Inc.	DE	NIA	Marmon Highway Technologies LLC	Ownership	100.000	Berkshire Hathaway Inc.	NO	
			46-2338021				Fontaine Engineered Products, Inc.	DE	NIA	Marmon Highway Technologies LLC	Ownership	100.000	Berkshire Hathaway Inc.	NO	
			36-3362709				Fontaine Fifth Wheel Company	DE	NIA	Marmon Highway Technologies LLC	Ownership	100.000	Berkshire Hathaway Inc.	NO	
			36-3362764				Fontaine Modification Company	DE	NIA	Marmon Highway Technologies LLC	Ownership	100.000	Berkshire Hathaway Inc.	NO	
			30-0005920				Fontaine Spray Suppression Company	DE	NIA	Marmon Highway Technologies LLC	Ownership	100.000	Berkshire Hathaway Inc.	NO	
			36-3294489				Fontaine Trailer Company LLC (Legacy)	DE	NIA	Marmon Highway Technologies LLC	Ownership	100.000	Berkshire Hathaway Inc.	NO	
			94-2747671				For Rent, Inc.	AZ	NIA	Roy H. Long Realty Company, Inc.	Ownership	100.000	Berkshire Hathaway Inc.	NO	
			86-2544489				Forest River Bus LLC	IN	NIA	Forest River, Inc.	Ownership	100.000	Berkshire Hathaway Inc.	NO	
			20-1274588				Forest River Holdings, Inc.	IN	NIA	Forest River, Inc.	Ownership	100.000	Berkshire Hathaway Inc.	NO	
			90-0902811				Forest River Manufacturing, LLC	IN	NIA	Forest River, Inc.	Ownership	100.000	Berkshire Hathaway Inc.	NO	
			20-3284366				Forest River, Inc.	IN	NIA	Berkshire Hathaway Inc.	Ownership	100.000	Berkshire Hathaway Inc.	NO	
			45-3180126				Fort Dearborn Land Title Company, LLC	DE	NIA	HomeServices of Illinois Holdings, LLC	Ownership	100.000	Berkshire Hathaway Inc.	NO	
			93-4063751				Fort Vancouver Preservation MTE, LLC	DE	NIA	KCIC LIHTC 10 LLC	Ownership	100.000	Berkshire Hathaway Inc.	NO	
			82-2691797				Fort Wayne AAL LP	IN	NIA	AHP Housing Fund 198, LLC	Ownership	99.990	Berkshire Hathaway Inc.	NO	
			23-3045917				Fox & Roach (PHILA) LP	DE	NIA	Fox & Roach LP	Ownership	0.100	Berkshire Hathaway Inc.	NO	
			23-3045917				Fox & Roach (PHILA) LP	DE	NIA	Fox & Roach/Trident Limited Partnership	Ownership	99.900	Berkshire Hathaway Inc.	NO	
			23-3004324				Fox & Roach LP	DE	NIA	F&R/T LLC	Ownership	0.100	Berkshire Hathaway Inc.	NO	
			23-3004324				Fox & Roach LP	DE	NIA	Fox & Roach/Trident Limited Partnership	Ownership	99.900	Berkshire Hathaway Inc.	NO	
			20-0378305				Fox & Roach/Trident Limited Partnership	PA	NIA	FRTC, LLC	Ownership	0.100	Berkshire Hathaway Inc.	NO	
			20-0378305				Fox & Roach/Trident Limited Partnership	PA	NIA	HomeServices Northeast, LLC	Ownership	99.900	Berkshire Hathaway Inc.	NO	
			45-4300290				Foxfire Apartments Limited Dividend Housing Association, LLC	MI	NIA	AHP Housing Fund 20, LLC	Ownership	99.990	Berkshire Hathaway Inc.	NO	
			81-0732806				FR Mariah Holdings II, LLC	DE	NIA	BHER Mariah Wind Holdings, LLC	Ownership	100.000	Berkshire Hathaway Inc.	NO	
			37-0860218				Frasca International LLC	IL	NIA	FlightSafety International Inc.	Ownership	100.000	Berkshire Hathaway Inc.	NO	
			20-2062528				Freedom Warehouse Corp.	NV	NIA	CMH Services, Inc.	Ownership	100.000	Berkshire Hathaway Inc.	NO	
							Freo Group Pty Ltd	AUS	NIA	Sterling Crane (Australia) Pty Ltd	Ownership	100.000	Berkshire Hathaway Inc.	NO	
							Frezabo B.V.	NLD	NIA	Volito Group B.V.	Ownership	100.000	Berkshire Hathaway Inc.	NO	
			35-2482351				FRTC, LLC	DE	NIA	HomeServices Northeast, LLC	Ownership	100.000	Berkshire Hathaway Inc.	NO	
							Fruit of the Loom Canada, Inc.	CAN	NIA	Fruit of the Loom, Inc.	Ownership	100.000	Berkshire Hathaway Inc.	NO	
			63-0874703				Fruit of the Loom Direct, Inc.	AL	NIA	Russell Brands, LLC	Ownership	100.000	Berkshire Hathaway Inc.	NO	

ANNUAL STATEMENT FOR THE YEAR 2023 OF THE General Re Life Corporation

**SCHEDULE Y**

**PART 1A - DETAIL OF INSURANCE HOLDING COMPANY SYSTEM**

1	2	3	4	5	6	7	8	9	10	11	12	13	14	15	16
Group Code	Group Name	NAIC Company Code	ID Number	Federal RSSD	CIK	Name of Securities Exchange if Publicly Traded (U.S. or International)	Names of Parent, Subsidiaries Or Affiliates	Domi-ciliary Location	Relation-ship to Reporting Entity	Directly Controlled by (Name of Entity/Person)	Type of Control (Ownership, Board, Management, Attorney-in-Fact, Influence, Other)	If Control is Ownership Provide Percentage	Ultimate Controlling Entity(ies)/Person(s)	Is an SCA Filing Re-quired? (Yes/No)	*
			98-0551397				Fruit of the Loom France SARL	.FRA	NIA	FOL International Unlimited Company	Ownership	100.000	Berkshire Hathaway Inc.	NO	
			98-0551397				Fruit of the Loom India Private Limited	.IND	NIA	Fruit of the Loom, Inc.	Ownership	99.900	Berkshire Hathaway Inc.	NO	
			98-0551397				Fruit of the Loom India Private Limited	.IND	NIA	Union Sales,LLC.	Ownership	0.100	Berkshire Hathaway Inc.	NO	
							Fruit of the Loom International Ltd.	.IRL	NIA	FOL International Unlimited Company	Ownership	100.000	Berkshire Hathaway Inc.	NO	
							Fruit of the Loom Investments Ltd.	.GBR	NIA	FOL International Unlimited Company	Ownership	99.990	Berkshire Hathaway Inc.	NO	
							Fruit of the Loom Investments Ltd.	.GBR	NIA	Union Sales,LLC.	Ownership	0.010	Berkshire Hathaway Inc.	NO	
							Fruit of the Loom Italy SRL	.ITA	NIA	FOL International Unlimited Company	Ownership	100.000	Berkshire Hathaway Inc.	NO	
							Fruit of the Loom Latin America, S.A. de C.V.								
							Fruit of the Loom Latin America, S.A. de C.V.	.SLV	NIA	Union Sales,LLC.	Ownership	0.001	Berkshire Hathaway Inc.	NO	
							Fruit of the Loom Ltd.	.GBR	NIA	Union Underwear Company, Inc.	Ownership	99.999	Berkshire Hathaway Inc.	NO	
							Fruit of the Loom Ltd.	.GBR	NIA	Fruit of the Loom Investments Ltd.	Ownership	99.999	Berkshire Hathaway Inc.	NO	
							Fruit of the Loom Spain, S.A.U.	.ESP	NIA	Union Sales,LLC.	Ownership	0.001	Berkshire Hathaway Inc.	NO	
			61-1207878				Fruit of the Loom Textile SARL a AU	.MAR	NIA	FOL International Unlimited Company	Ownership	100.000	Berkshire Hathaway Inc.	NO	
			95-4880223				Fruit of the Loom Trading Company	.DE	NIA	Union Sales,LLC.	Ownership	100.000	Berkshire Hathaway Inc.	NO	
			05-0144075				Fruit of the Loom Vietnam Company Limited	.VNM	NIA	Fruit of the Loom International Ltd.	Ownership	100.000	Berkshire Hathaway Inc.	NO	
							Fruit of the Loom, Inc.	.DE	NIA	Berkshire Hathaway Inc.	Ownership	100.000	Berkshire Hathaway Inc.	NO	
							Fruit of the Loom, Inc.	.NY	NIA	Union Underwear Company, Inc.	Ownership	100.000	Berkshire Hathaway Inc.	NO	
							FSR	.FRA	NIA	FlightSafety International SARL	Ownership	1.000	Berkshire Hathaway Inc.	NO	
							FSR	.FRA	NIA	FlightSafety Properties, Inc.	Ownership	99.000	Berkshire Hathaway Inc.	NO	
			45-2613080				FSVT Motors, LLC	.DE	NIA	Berkshire Hathaway Automotive Inc.	Ownership	78.000	Berkshire Hathaway Inc.	NO	
			45-2613080				FSVT Motors, LLC	.DE	NIA	BHA Minority Interest Holdco, Inc.	Ownership	18.000	Berkshire Hathaway Inc.	NO	
							FTL Japan KK	.JPN	NIA	Russell Brands, LLC	Ownership	100.000	Berkshire Hathaway Inc.	NO	
			61-1278881				FTL Regional Sales Company, Inc.	.DE	NIA	Union Underwear Company, Inc.	Ownership	100.000	Berkshire Hathaway Inc.	NO	
			20-1216137				Fuel Processing Operators LLC	.AZ	NIA	Pro Petroleum LLC	Ownership	100.000	Berkshire Hathaway Inc.	NO	
			83-4036424				Fuelbook LLC	.DE	NIA	Pilot Travel Centers LLC	Ownership	100.000	Berkshire Hathaway Inc.	NO	
			27-4811963				Fun Express LLC	.NE	NIA	Oriental Trading Company, Inc.	Ownership	100.000	Berkshire Hathaway Inc.	NO	
			65-0123421				Future Metals LLC	.DE	NIA	Marmon/Keystone LLC	Ownership	100.000	Berkshire Hathaway Inc.	NO	
							Future Metals LLC Sp. z o.o.	.POL	NIA	Future Metals LLC	Ownership	100.000	Berkshire Hathaway Inc.	NO	
			86-0949028				GAFVT Motors, LLC	.DE	NIA	Berkshire Hathaway Automotive Inc.	Ownership	96.000	Berkshire Hathaway Inc.	NO	
			46-1877963				Galena Estates, LLC	.KS	NIA	AHP Housing Fund 88, LLC	Ownership	99.990	Berkshire Hathaway Inc.	NO	
			86-0949025				Gang-Nail Philippines, Inc.	.PHL	NIA	MiTek Holdings, Inc.	Ownership	100.000	Berkshire Hathaway Inc.	NO	
							GANVT Motors, LLC	.DE	NIA	Berkshire Hathaway Automotive Inc.	Ownership	96.000	Berkshire Hathaway Inc.	NO	
			13-3259047				Garan Buena Vista, S.A. de CV	.HND	NIA	Garan Manufacturing Corp.	Ownership	100.000	Berkshire Hathaway Inc.	NO	
							Garan Central America Corp.	.VA	NIA	Garan, Incorporated	Ownership	100.000	Berkshire Hathaway Inc.	NO	
							Garan De El Salvador, S. A. de C.V.	.SLV	NIA	Garan Manufacturing Corp.	Ownership	100.000	Berkshire Hathaway Inc.	NO	
							Garan De Honduras, S.A. de C.V.	.HND	NIA	Garan Manufacturing Corp.	Ownership	100.000	Berkshire Hathaway Inc.	NO	
			64-0794969				Garan Manufacturing Corp.	.DE	NIA	Garan, Incorporated	Ownership	100.000	Berkshire Hathaway Inc.	NO	
							Garan San Jose, S.A. de C.V.	.HND	NIA	Garan Manufacturing Corp.	Ownership	100.000	Berkshire Hathaway Inc.	NO	
			51-0329648				Garan Services Corp.	.DE	NIA	Garan, Incorporated	Ownership	100.000	Berkshire Hathaway Inc.	NO	
							Garan, Asia, Ltd.	.HKG	NIA	Garan Manufacturing Corp.	Ownership	100.000	Berkshire Hathaway Inc.	NO	
			13-5665657				Garan, Incorporated	.DE	NIA	Berkshire Hathaway Life Insurance Company of Nebraska	Ownership	100.000	Berkshire Hathaway Inc.	NO	
			90-0787204				Garfield Place Partners LP	.MO	NIA	AHP Housing Fund 33, LLC	Ownership	98.990	Berkshire Hathaway Inc.	NO	
			90-0787204				Garfield Place Partners LP	.MO	NIA	AHP State Housing Fund 2, LLC	Ownership	1.000	Berkshire Hathaway Inc.	NO	
			27-4775521				Garfield Sacred HeartHousing, LLC	.AZ	NIA	AHP Housing Fund 6, LLC	Ownership	99.990	Berkshire Hathaway Inc.	NO	
							GAS NL B.V.	.NLD	NIA	KT Smit Mobile Cooperatie	Ownership	100.000	Berkshire Hathaway Inc.	NO	
							GAS UK B.V.	.GBR	NIA	KT Smit Mobile Cooperatie	Ownership	100.000	Berkshire Hathaway Inc.	NO	

53.39

ANNUAL STATEMENT FOR THE YEAR 2023 OF THE General Re Life Corporation

**SCHEDULE Y**  
**PART 1A - DETAIL OF INSURANCE HOLDING COMPANY SYSTEM**

1	2	3	4	5	6	7	8	9	10	11	12	13	14	15	16
Group Code	Group Name	NAIC Company Code	ID Number	Federal RSSD	CIK	Name of Securities Exchange if Publicly Traded (U.S. or International)	Names of Parent, Subsidiaries Or Affiliates	Domiciliary Location	Relationship to Reporting Entity	Directly Controlled by (Name of Entity/Person)	Type of Control (Ownership, Board, Management, Attorney-in-Fact, Influence, Other)	If Control is Ownership Provide Percentage	Ultimate Controlling Entity(ies)/Person(s)	Is an SCA Filing Required? (Yes/No)	*
			43-1594757				Gateway Underwriters Agency, Inc.	MO	NIA	Berkshire Hathaway Inc.	Ownership	80.000	Berkshire Hathaway Inc.	NO	
			52-2282086				GAUM Holdings Inc.	DE	NIA	Global Aerospace Underwriting Managers Limited	Ownership	100.000	Berkshire Hathaway Inc.	NO	
			91-2167192				GAIVT Motors, LLC	DE	NIA	Berkshire Hathaway Automotive Inc.	Ownership	96.000	Berkshire Hathaway Inc.	NO	
			27-2114103				GCI Fund XVIII, LP	MO	NIA	AHP Housing Fund 3, LLC	Ownership	99.990	Berkshire Hathaway Inc.	NO	
			45-4598542				GCI Fund XXVI, LP	MO	NIA	AHP Housing Fund 34, LLC	Ownership	99.990	Berkshire Hathaway Inc.	NO	
0031	Berkshire Hathaway Group	14138	45-2524450				GEICO Advantage Insurance Company	NE	IA	GEICO Corporation	Ownership	100.000	Berkshire Hathaway Inc.	NO	
			88-2577528				GEICO Atlantis Corporation	TX	NIA	GEICO Corporation	Ownership	100.000	Berkshire Hathaway Inc.	NO	
0031	Berkshire Hathaway Group	41491	52-1264413				GEICO Casualty Company	NE	IA	GEICO Indemnity Company	Ownership	100.000	Berkshire Hathaway Inc.	NO	
0031	Berkshire Hathaway Group	14139	45-2524467				GEICO Choice Insurance Company	NE	IA	GEICO Corporation	Ownership	100.000	Berkshire Hathaway Inc.	NO	
			52-1135801				GEICO Corporation	DE	NIA	National Indemnity Company	Ownership	100.000	Berkshire Hathaway Inc.	NO	
0031	Berkshire Hathaway Group	29181	74-6061214				GEICO County Mutual Insurance Company	TX	IA	GEICO Corporation	Ownership	0.000	Berkshire Hathaway Inc.	NO	
			88-2610361				GEICO Discovery Corporation	TX	NIA	GEICO Corporation	Ownership	100.000	Berkshire Hathaway Inc.	NO	
			88-2642347				GEICO Endeavor Corporation	TX	NIA	GEICO Corporation	Ownership	100.000	Berkshire Hathaway Inc.	NO	
							GEICO Financial Services, GmbH	DEU	NIA	GEICO Corporation	Ownership	100.000	Berkshire Hathaway Inc.	NO	
0031	Berkshire Hathaway Group	35882	75-1588101				GEICO General Insurance Company	NE	IA	Government Employees Insurance Company	Ownership	100.000	Berkshire Hathaway Inc.	NO	
0031	Berkshire Hathaway Group	22055	52-0794134				GEICO Indemnity Company	NE	IA	GEICO Corporation	Ownership	100.000	Berkshire Hathaway Inc.	NO	
			52-1168724				GEICO Insurance Agency, LLC	MD	NIA	Government Employees Insurance Company	Ownership	100.000	Berkshire Hathaway Inc.	NO	
0031	Berkshire Hathaway Group	37923	52-1658500				GEICO Marine Insurance Company	NE	IA	Boat America Corporation	Ownership	100.000	Berkshire Hathaway Inc.	NO	
0031	Berkshire Hathaway Group		93-4440724				GEICO Oasis Insurance Company	NE	IA	GEICO Corporation	Ownership	100.000	Berkshire Hathaway Inc.	NO	
			88-2667253				GEICO Perspective Corporation	TX	NIA	GEICO Corporation	Ownership	100.000	Berkshire Hathaway Inc.	NO	
			52-1487364				GEICO Products, Inc.	MD	NIA	GEICO Corporation	Ownership	100.000	Berkshire Hathaway Inc.	NO	
0031	Berkshire Hathaway Group	17511	92-2766872				GEICO Protection Insurance Company	NE	IA	GEICO Corporation	Ownership	100.000	Berkshire Hathaway Inc.	NO	
0031	Berkshire Hathaway Group	14137	45-2524492				GEICO Secure Insurance Company	NE	IA	GEICO Corporation	Ownership	100.000	Berkshire Hathaway Inc.	NO	
0031	Berkshire Hathaway Group	27863	75-6021171				GEICO Texas County Mutual Insurance Company	TX	IA	GEICO Corporation	Ownership	0.000	Berkshire Hathaway Inc.	NO	
			32-0471595				Gemini Community Solar, LLC	DE	NIA	Geronimo Community Solar Gardens Holding Company, LLC	Ownership	100.000	Berkshire Hathaway Inc.	NO	
			47-4774349				Gemini CSG1, LLC	DE	NIA	Geronimo Community Solar Gardens, LLC	Ownership	100.000	Berkshire Hathaway Inc.	NO	
			47-4781457				Gemini CSG2, LLC	DE	NIA	Geronimo Community Solar Gardens, LLC	Ownership	100.000	Berkshire Hathaway Inc.	NO	
			47-4797777				Gemini CSG3, LLC	DE	NIA	Geronimo Community Solar Gardens, LLC	Ownership	100.000	Berkshire Hathaway Inc.	NO	
			13-1861714				Gen Re Beirut s.a.l. offshore	LBN	NIA	General Reinsurance AG	Ownership	100.000	Berkshire Hathaway Inc.	NO	
							Gen Re Intermediaries Corporation	NY	NIA	General Re Corporation	Ownership	100.000	Berkshire Hathaway Inc.	NO	
							Gen Re Japan Service Company Limited	JPN	NIA	General Reinsurance Corporation	Ownership	100.000	Berkshire Hathaway Inc.	NO	
			26-3057400				Gen Re Long Ridge, LLC	CT	NIA	General Re Corporation	Ownership	100.000	Berkshire Hathaway Inc.	NO	
							Gen Re Servicios México, S.A.	MEX	NIA	General Reinsurance AG	Ownership	100.000	Berkshire Hathaway Inc.	NO	
							Gen Re Support Services Mumbai Private Limited	IND	NIA	General Reinsurance AG	Ownership	99.900	Berkshire Hathaway Inc.	NO	
			98-0409699				Gendon Polymer Services Inc.	CAN	NIA	Harbour Industries (Canada) Ltd.	Ownership	100.000	Berkshire Hathaway Inc.	NO	
							General Re Compania de Reaseguros, S.A.	URY	NIA	General Reinsurance Corporation	Ownership	100.000	Berkshire Hathaway Inc.	NO	
			06-1026471				General Re Corporation	DE	UIP	Berkshire Hathaway Inc.	Ownership	100.000	Berkshire Hathaway Inc.	NO	
			06-1295723				General Re Financial Products Corporation	DE	NIA	GRD Holdings Corporation	Ownership	100.000	Berkshire Hathaway Inc.	NO	
0031	Berkshire Hathaway Group	86258	13-2572994				General Re Life Corporation	CT	RE	General Reinsurance Corporation	Ownership	100.000	Berkshire Hathaway Inc.	NO	
			AA-1990120				General Reinsurance Africa Ltd.	ZAF	IA	General Reinsurance AG	Ownership	100.000	Berkshire Hathaway Inc.	NO	
			AA-1340145				General Reinsurance AG	DEU	IA	General Reinsurance Corporation	Ownership	100.000	Berkshire Hathaway Inc.	NO	
							General Reinsurance AG Escritório de Representação no Brasil Ltda.	BRA	NIA	General Reinsurance AG	Ownership	99.900	Berkshire Hathaway Inc.	NO	
			AA-1930285				General Reinsurance Australia Ltd	AUS	IA	General Reinsurance Corporation	Ownership	100.000	Berkshire Hathaway Inc.	NO	
0031	Berkshire Hathaway Group	22039	13-2673100				General Reinsurance Corporation	DE	UDP	General Re Corporation	Ownership	100.000	Berkshire Hathaway Inc.	NO	
			AA-1930033				General Reinsurance Life Australia Ltd.	AUS	IA	General Reinsurance AG	Ownership	100.000	Berkshire Hathaway Inc.	NO	
0031	Berkshire Hathaway Group	37362	06-0876629				General Star Indemnity Company	DE	IA	General Reinsurance Corporation	Ownership	100.000	Berkshire Hathaway Inc.	NO	

53 40

ANNUAL STATEMENT FOR THE YEAR 2023 OF THE General Re Life Corporation

**SCHEDULE Y**

**PART 1A - DETAIL OF INSURANCE HOLDING COMPANY SYSTEM**

1	2	3	4	5	6	7	8	9	10	11	12	13	14	15	16
Group Code	Group Name	NAIC Company Code	ID Number	Federal RSSD	CIK	Name of Securities Exchange if Publicly Traded (U.S. or International)	Names of Parent, Subsidiaries Or Affiliates	Domiciliary Location	Relationship to Reporting Entity	Directly Controlled by (Name of Entity/Person)	Type of Control (Ownership, Board, Management, Attorney-in-Fact, Influence, Other)	If Control is Ownership Provide Percentage	Ultimate Controlling Entity(ies)/Person(s)	Is an SCA Filing Required? (Yes/No)	*
.0031	Berkshire Hathaway Group	11967	13-1958482				General Star National Insurance Company	DE	IA	General Reinsurance Corporation	Ownership	100.000	Berkshire Hathaway Inc.	NO	
.0031	Berkshire Hathaway Group	38962	06-1024360				Genesis Insurance Company	DE	IA	General Reinsurance Corporation	Ownership	100.000	Berkshire Hathaway Inc.	NO	
			06-1235218				Genesis Management and Insurance Services, LLC	DE	NIA	General Reinsurance Corporation	Ownership	100.000	Berkshire Hathaway Inc.	NO	
			51-0234754				GenStar Insurance Services, LLC	DE	IA	General Reinsurance Corporation	Ownership	100.000	Berkshire Hathaway Inc.	NO	
			82-0737137				Geronimo Community Solar Gardens Holding Company, LLC	DE	NIA	BHE Community Solar, LLC	Ownership	100.000	Berkshire Hathaway Inc.	NO	
			47-2551010				Geronimo Community Solar Gardens, LLC	DE	NIA	BHE Solar, LLC	Ownership	100.000	Berkshire Hathaway Inc.	NO	
			37-1826244				Gibraltar Title Services, LLC	DE	NIA	HomeServices of Florida, Inc.	Ownership	100.000	Berkshire Hathaway Inc.	NO	
			81-4894508				Gigacomp AG	CHE	NIA	MRC Gigacomp GmbH & Co KG	Ownership	100.000	Berkshire Hathaway Inc.	NO	
							Glasswater Creek of Lafayette, LLC	IN	NIA	AHP Housing Fund 161, LLC	Ownership	99.990	Berkshire Hathaway Inc.	NO	
							Global Aerospace Underwriters Limited	GBR	NIA	Global Aerospace Underwriting Managers Limited	Ownership	100.000	Berkshire Hathaway Inc.	NO	
							Global Aerospace Underwriting Managers (Canada) Limited	CAN	NIA	Global Aerospace Underwriting Managers Limited	Ownership	100.000	Berkshire Hathaway Inc.	NO	
							Global Aerospace Underwriting Managers (Europe) SAS	FRA	NIA	Global Aerospace Underwriting Managers Limited	Ownership	100.000	Berkshire Hathaway Inc.	NO	
			98-0414570				Global Aerospace Underwriting Managers Limited	GBR	NIA	Northern States Agency, Inc.	Ownership	49.000	Berkshire Hathaway Inc.	NO	
			22-3259042				Global Aerospace, Inc.	DE	NIA	GAUM Holdings Inc.	Ownership	100.000	Berkshire Hathaway Inc.	NO	
							Global Cranes Pty Ltd	AUS	NIA	Sterling Crane (Australia) Pty Ltd	Ownership	100.000	Berkshire Hathaway Inc.	NO	
							Global Limited	GBR	NIA	Global Aerospace Underwriting Managers Limited	Ownership	100.000	Berkshire Hathaway Inc.	NO	
			27-0168543				GMVT Motors, LLC	DE	NIA	Berkshire Hathaway Automotive Inc.	Ownership	81.000	Berkshire Hathaway Inc.	NO	
			92-0517059				Golden State Travel Centers - Colton LLC	DE	NIA	Pilot Travel Centers LLC	Ownership	50.000	Berkshire Hathaway Inc.	NO	
			87-3686572				Golden State Travel Centers LLC	DE	NIA	Pilot Travel Centers LLC	Ownership	50.000	Berkshire Hathaway Inc.	NO	
			84-0534395				Government Employees Financial Corporation	TX	NIA	Government Employees Insurance Company	Ownership	100.000	Berkshire Hathaway Inc.	NO	
.0031	Berkshire Hathaway Group	22063	53-0075853				Government Employees Insurance Company	NE	IA	GEICO Corporation	Ownership	100.000	Berkshire Hathaway Inc.	NO	
			26-0509104				GPVN Motors, LLC	DE	NIA	Berkshire Hathaway Automotive Inc.	Ownership	75.000	Berkshire Hathaway Inc.	NO	
			26-0509104				GPVN Motors, LLC	DE	NIA	BHA Minority Interest Holdco, Inc.	Ownership	11.000	Berkshire Hathaway Inc.	NO	
			81-4203330				GPIH Holdings, LLC	DE	NIA	BHE Wind, LLC	Ownership	100.000	Berkshire Hathaway Inc.	NO	
			86-1038667				Grand Prairie Ford, LLC	DE	NIA	Berkshire Hathaway Automotive Inc.	Ownership	81.000	Berkshire Hathaway Inc.	NO	
			86-1038667				Grand Prairie Ford, LLC	DE	NIA	BHA Minority Interest Holdco, Inc.	Ownership	0.000	Berkshire Hathaway Inc.	NO	
			81-4387037				Grande Prairie Land Holding, LLC	DE	NIA	BHE Wind, LLC	Ownership	100.000	Berkshire Hathaway Inc.	NO	
			81-2637784				Grande Prairie Wind Holdings, LLC	DE	NIA	GPIH Holdings, LLC	Ownership	100.000	Berkshire Hathaway Inc.	NO	
			81-2044072				Grande Prairie Wind II, LLC	DE	NIA	BHE Wind, LLC	Ownership	100.000	Berkshire Hathaway Inc.	NO	
			26-1887917				Grande Prairie Wind, LLC	DE	NIA	Grande Prairie Wind Holdings, LLC	Ownership	100.000	Berkshire Hathaway Inc.	NO	
			75-2642974				Grapevine Imports, LLC	DE	NIA	Berkshire Hathaway Automotive Inc.	Ownership	81.000	Berkshire Hathaway Inc.	NO	
			51-0348552				Graver Technologies LLC	DE	NIA	Marmon Industrial Water LLC	Ownership	100.000	Berkshire Hathaway Inc.	NO	
			13-2750341				GRC Realty Corporation	CT	NIA	General Reinsurance Corporation	Ownership	100.000	Berkshire Hathaway Inc.	NO	
							GRD Holdings Corporation	DE	NIA	General Re Corporation	Ownership	100.000	Berkshire Hathaway Inc.	NO	
			43-1269374				Greater Metro, LLC	MO	NIA	HomeServices of Mokane, LLC	Ownership	100.000	Berkshire Hathaway Inc.	NO	
			82-3553523				GreenAmerica Biofuels LLC	DE	NIA	Beverage Management Associates Inc.	Ownership	1.000	Berkshire Hathaway Inc.	NO	
			82-3553523				GreenAmerica Biofuels LLC	DE	NIA	Bunkerhill Oil Marketing LLC	Ownership	99.000	Berkshire Hathaway Inc.	NO	
			86-1886872				GreenAmerica Biofuels Ord LLC	DE	NIA	Bunkerhill Oil Marketing LLC	Ownership	100.000	Berkshire Hathaway Inc.	NO	
			23-2298351				Greenville Metals, Inc.	PA	NIA	SPS International Investment Company	Ownership	100.000	Berkshire Hathaway Inc.	NO	
			27-2518430				Greenville Tube Company LLC	DE	NIA	RathGibson LLC	Ownership	100.000	Berkshire Hathaway Inc.	NO	
			88-2188971				Greenway Energia LLC	DE	NIA	Bunkerhill Oil Marketing LLC	Ownership	100.000	Berkshire Hathaway Inc.	NO	
							GRF Services Limited	GBR	NIA	Faraday Holdings Limited	Ownership	100.000	Berkshire Hathaway Inc.	NO	
							GRSA Services (Proprietary) Limited	ZAF	NIA	General Re Corporation	Ownership	100.000	Berkshire Hathaway Inc.	NO	

53 41

ANNUAL STATEMENT FOR THE YEAR 2023 OF THE General Re Life Corporation

**SCHEDULE Y**

**PART 1A - DETAIL OF INSURANCE HOLDING COMPANY SYSTEM**

1	2	3	4	5	6	7	8	9	10	11	12	13	14	15	16
Group Code	Group Name	NAIC Company Code	ID Number	Federal RSSD	CIK	Name of Securities Exchange if Publicly Traded (U.S. or International)	Names of Parent, Subsidiaries Or Affiliates	Domiciliary Location	Relationship to Reporting Entity	Directly Controlled by (Name of Entity/Person)	Type of Control (Ownership, Board, Management, Attorney-in-Fact, Influence, Other)	If Control is Ownership Provide Percentage	Ultimate Controlling Entity(ies)/Person(s)	Is an SCA Filing Required? (Yes/No)	*
			51-0367486				GTR Rental LLC	DE	NIA	XTRA LLC	Ownership	100.000	Berkshire Hathaway Inc.	NO	
			77-0299786				Guarantee Appraisal Corporation	CA	NIA	HomeServices of California, LLC	Ownership	100.000	Berkshire Hathaway Inc.	NO	
			77-0267513				Guarantee Real Estate	CA	NIA	HomeServices of California, LLC	Ownership	100.000	Berkshire Hathaway Inc.	NO	
			51-0378745				GUARDco, Inc.	DE	NIA	WestGUARD Insurance Company	Ownership	100.000	Berkshire Hathaway Inc.	NO	
							Gunnedah Asset Trust	AUS	NIA	Gunnedah Holdco Pty Ltd	Ownership	100.000	Berkshire Hathaway Inc.	NO	
							Gunnedah Finco Pty Ltd	AUS	NIA	Gunnedah SF Pty Ltd	Ownership	100.000	Berkshire Hathaway Inc.	NO	
							Gunnedah Holdco Pty Ltd	AUS	NIA	Canadian Solar Investment Management Pty Ltd	Ownership	100.000	Berkshire Hathaway Inc.	NO	
							Gunnedah Holding Trust	AUS	NIA	Canadian Solar Investment Management Pty Ltd	Ownership	100.000	Berkshire Hathaway Inc.	NO	
							Gunnedah SF Pty Ltd	AUS	NIA	Gunnedah Holdco Pty Ltd	Ownership	100.000	Berkshire Hathaway Inc.	NO	
			58-2508357				H N Insurance Services, LLC	GA	NIA	HomeServices Insurance, Inc.	Ownership	50.000	Berkshire Hathaway Inc.	NO	
			04-1127910				H. H. Brown Shoe Company, Inc.	DE	NIA	BH Shoe Holdings, Inc.	Ownership	100.000	Berkshire Hathaway Inc.	NO	
			06-1498031				H. H. Brown Shoe Technologies, LLC	DE	NIA	H. H. Brown Shoe Company, Inc.	Ownership	100.000	Berkshire Hathaway Inc.	NO	
			75-1057577				H. J. Justin & Sons, Inc.	TX	NIA	Justin Brands, Inc.	Ownership	100.000	Berkshire Hathaway Inc.	NO	
			75-2608545				Hackney Ladish, Inc.	DE	NIA	Wyman-Gordon Forgings, Inc.	Ownership	100.000	Berkshire Hathaway Inc.	NO	
			47-0691264				Halex / Scott Fetzer Company	DE	NIA	BHSF, Inc.	Ownership	100.000	Berkshire Hathaway Inc.	NO	
			20-2471863				Haley R. SMD, LLC	TX	NIA	OWL Permian, LLC	Ownership	100.000	Berkshire Hathaway Inc.	NO	
			10-2272051				Hamilton Aviation, Inc.	OR	NIA	Precision Castparts Corp.	Ownership	100.000	Berkshire Hathaway Inc.	NO	
			03-0343995				Harbour Industries (Canada) Ltd.	CAN	NIA	Harbour Industries LLC	Ownership	100.000	Berkshire Hathaway Inc.	NO	
							Harbour Industries LLC	DE	NIA	Marmon Wire & Cable, Inc.	Ownership	100.000	Berkshire Hathaway Inc.	NO	
							Harley Street Insurance Group Limited	GBR	NIA	SLI Holding Limited	Ownership	100.000	Berkshire Hathaway Inc.	NO	
			81-0991952				Havq SMD, LLC	TX	NIA	Pilot Water Solutions Permian LLC	Ownership	100.000	Berkshire Hathaway Inc.	NO	
			98-1751498				Hawthorn Life Designated Activity Company	IRL	NIA	Hawthorn Life International, Ltd.	Ownership	100.000	Berkshire Hathaway Inc.	NO	
			06-1293360				Hawthorn Life International, Ltd.	CT	NIA	Columbia Insurance Company	Ownership	100.000	Berkshire Hathaway Inc.	NO	
			45-4193830				Heartland Senior Housing, LLC	IA	NIA	AHP Housing Fund 35, LLC	Ownership	99.990	Berkshire Hathaway Inc.	NO	
			59-2342253				Heat-Pipe Technology, Inc.	FL	NIA	MiTek Inc.	Ownership	100.000	Berkshire Hathaway Inc.	NO	
			87-2388002				Hebron Equipment LLC	DE	NIA	Pilot Travel Centers LLC	Ownership	100.000	Berkshire Hathaway Inc.	NO	
			82-5258459				Hegg Limited Referral Company, LLC	SD	NIA	Edina Realty, Inc.	Ownership	100.000	Berkshire Hathaway Inc.	NO	
			88-4052888				HEGG Realtors Iowa, Inc.	IA	NIA	HEGG, Realtors Inc.	Ownership	100.000	Berkshire Hathaway Inc.	NO	
			46-0336474				HEGG, Realtors Inc.	SD	NIA	Edina Realty, Inc.	Ownership	100.000	Berkshire Hathaway Inc.	NO	
			73-1110197				Helicomb International, Inc.	OK	NIA	LJ Synch Holdings, Inc.	Ownership	100.000	Berkshire Hathaway Inc.	NO	
			82-0995335				Hellenic Senior Living of Elkhart, LLC	IN	NIA	AHP Housing Fund 183, LLC	Ownership	99.990	Berkshire Hathaway Inc.	NO	
			81-1377415				Hellenic Senior Living of Indianapolis, LLC	IN	NIA	AHP Housing Fund 122, LLC	Ownership	99.990	Berkshire Hathaway Inc.	NO	
			81-1370579				Hellenic Senior Living of New Albany, LLC	IN	NIA	AHP Housing Fund 121, LLC	Ownership	99.990	Berkshire Hathaway Inc.	NO	
			44-0553741				Heizberg's Diamond Shops, LLC	MO	NIA	BH Holding H Jewelry Inc	Ownership	100.000	Berkshire Hathaway Inc.	NO	
			93-2122183				Henderson WC LLC	OR	NIA	Titanium Metals Corporation	Ownership	100.000	Berkshire Hathaway Inc.	NO	
			84-1665334				Henley Holdings, LLC	DE	NIA	CMH Services, Inc.	Ownership	100.000	Berkshire Hathaway Inc.	NO	
			37-1719710				Heritage Holly Springs, LP	MS	NIA	AHP Housing Fund 66, LLC	Ownership	99.990	Berkshire Hathaway Inc.	NO	
							Herramientas Especializadas Rrks Sa De Cv	MEX	NIA	ITTI Group USA Holdings, Inc.	Ownership	50.980	Berkshire Hathaway Inc.	NO	
			47-2539983				HFI/BIH Motors, LLC	DE	NIA	Berkshire Hathaway Automotive Inc.	Ownership	91.000	Berkshire Hathaway Inc.	NO	
			30-0719630				Highland Affordable Housing Partners, LLC	AZ	NIA	AHP Housing Fund 7, LLC	Ownership	99.990	Berkshire Hathaway Inc.	NO	
			81-3639985				Highway 62 West LLC	DE	NIA	LiquidPower Specialty Products Inc.	Ownership	100.000	Berkshire Hathaway Inc.	NO	
			20-1644415				Hill & Sons, LLC	GA	NIA	Meyn, LLC	Ownership	100.000	Berkshire Hathaway Inc.	NO	
							Hill Parts de Mexico S. de R.L. de C.V.	MEX	NIA	Hill & Sons, LLC	Ownership	99.970	Berkshire Hathaway Inc.	NO	
							Hill Parts de Mexico S. de R.L. de C.V.	MEX	NIA	Meyn Beher B.V.	Ownership	0.030	Berkshire Hathaway Inc.	NO	
			87-0765840				Hirschfeld Properties LP	TX	NIA	W&W-AFCO Steel LLC	Ownership	100.000	Berkshire Hathaway Inc.	NO	
			58-1982676				HN Real Estate Group, L.L.C.	GA	NIA	HomeServices of America, Inc.	Ownership	100.000	Berkshire Hathaway Inc.	NO	
			58-2308348				HN Real Estate Group, N.C., Inc.	NC	NIA	HN Real Estate Group, L.L.C.	Ownership	100.000	Berkshire Hathaway Inc.	NO	

53.42

ANNUAL STATEMENT FOR THE YEAR 2023 OF THE General Re Life Corporation

**SCHEDULE Y**

**PART 1A - DETAIL OF INSURANCE HOLDING COMPANY SYSTEM**

1	2	3	4	5	6	7	8	9	10	11	12	13	14	15	16
Group Code	Group Name	NAIC Company Code	ID Number	Federal RSSD	CIK	Name of Securities Exchange if Publicly Traded (U.S. or International)	Names of Parent, Subsidiaries Or Affiliates	Domiciliary Location	Relationship to Reporting Entity	Directly Controlled by (Name of Entity/Person)	Type of Control (Ownership, Board, Management, Attorney-in-Fact, Influence, Other)	If Control is Ownership Provide Percentage	Ultimate Controlling Entity(ies)/Person(s)	Is an SCA Filing Required? (Yes/No)	*
			58-2021882				HN Referral Corporation	GA	NIA	HN Real Estate Group, L.L.C.	Ownership	100.000	Berkshire Hathaway Inc.	NO	
			26-1886944				Hohmann and Barnard, Inc.	DE	NIA	Marmon Holdings, Inc.	Ownership	100.000	Berkshire Hathaway Inc.	NO	
			62-1764688				Holland Heater De Lier B.V.	MD	NIA	CTB Legacy Holding B.V.	Ownership	100.000	Berkshire Hathaway Inc.	NO	
			31-1655556				HomeFirst Agency, Inc.	DE	NIA	CMH Capital, Inc.	Ownership	100.000	Berkshire Hathaway Inc.	NO	
			95-4830456				Homemakers Plaza, Inc.	IA	NIA	Nebraska Furniture Mart, Inc.	Ownership	100.000	Berkshire Hathaway Inc.	NO	
			47-0681950				HomeServices Insurance, Inc.	NE	NIA	HomeServices of America, Inc.	Ownership	100.000	Berkshire Hathaway Inc.	NO	
			31-1655556				HomeServices K01, Inc.	KY	NIA	HomeServices of America, Inc.	Ownership	100.000	Berkshire Hathaway Inc.	NO	
			41-1914032				HomeServices Lending, LLC	DE	NIA	Prosperity Home Mortgage, LLC	Ownership	100.000	Berkshire Hathaway Inc.	NO	
			82-2151914				HomeServices MidAtlantic, LLC	DE	NIA	HomeServices of America, Inc.	Ownership	100.000	Berkshire Hathaway Inc.	NO	
			32-0415970				HomeServices Northeast, LLC	DE	NIA	HomeServices of America, Inc.	Ownership	100.000	Berkshire Hathaway Inc.	NO	
			20-4454064				HomeServices of Alabama, Inc.	DE	NIA	HomeServices of America, Inc.	Ownership	100.000	Berkshire Hathaway Inc.	NO	
			41-1945806				HomeServices of America, Inc.	DE	NIA	Berkshire Hathaway Energy Company	Ownership	100.000	Berkshire Hathaway Inc.	NO	
			87-1425369				HomeServices of Arizona, LLC	DE	NIA	HomeServices of America, Inc.	Ownership	100.000	Berkshire Hathaway Inc.	NO	
			27-0000735				HomeServices of California, LLC	DE	NIA	HomeServices of America, Inc.	Ownership	100.000	Berkshire Hathaway Inc.	NO	
			81-2769461				HomeServices of Colorado, LLC	DE	NIA	HomeServices of America, Inc.	Ownership	100.000	Berkshire Hathaway Inc.	NO	
			20-0133249				HomeServices of Florida, Inc.	FL	NIA	HomeServices of America, Inc.	Ownership	100.000	Berkshire Hathaway Inc.	NO	
			46-2108399				HomeServices of Georgia, LLC	DE	NIA	HomeServices of America, Inc.	Ownership	100.000	Berkshire Hathaway Inc.	NO	
			45-3030859				HomeServices of Illinois Holdings, LLC	DE	NIA	HomeServices of America, Inc.	Ownership	100.000	Berkshire Hathaway Inc.	NO	
			27-0707250				HomeServices of Illinois, LLC	DE	NIA	HomeServices of Illinois Holdings, LLC	Ownership	100.000	Berkshire Hathaway Inc.	NO	
			20-2754006				HomeServices of Iowa, Inc.	DE	NIA	HomeServices of America, Inc.	Ownership	100.000	Berkshire Hathaway Inc.	NO	
							HomeServices of Kentucky Real Estate Academy, LLC	KY	NIA	HomeServices K01, Inc.	Ownership	100.000	Berkshire Hathaway Inc.	NO	
			83-3982138				HomeServices of Minnesota, LLC	MN	NIA	HomeServices of America, Inc.	Ownership	100.000	Berkshire Hathaway Inc.	NO	
			46-1526294				HomeServices of Mokan, LLC	DE	NIA	HomeServices of America, Inc.	Ownership	100.000	Berkshire Hathaway Inc.	NO	
			71-0932808				HomeServices of Nebraska, Inc.	NE	NIA	HomeServices of America, Inc.	Ownership	100.000	Berkshire Hathaway Inc.	NO	
			87-1438926				HomeServices of Nevada, LLC	DE	NIA	HomeServices of America, Inc.	Ownership	100.000	Berkshire Hathaway Inc.	NO	
			81-4616152				HomeServices of New York, LLC	DE	NIA	HomeServices of America, Inc.	Ownership	100.000	Berkshire Hathaway Inc.	NO	
			45-4447496				HomeServices of Oregon, LLC	DE	NIA	HomeServices of America, Inc.	Ownership	100.000	Berkshire Hathaway Inc.	NO	
			20-1000367				HomeServices of the Carolinas, Inc.	DE	NIA	HomeServices of America, Inc.	Ownership	100.000	Berkshire Hathaway Inc.	NO	
			45-4824233				HomeServices of Washington, LLC	DE	NIA	HomeServices of America, Inc.	Ownership	100.000	Berkshire Hathaway Inc.	NO	
			47-3933481				HomeServices of Wisconsin, LLC	DE	NIA	HomeServices of America, Inc.	Ownership	100.000	Berkshire Hathaway Inc.	NO	
			82-2352960				HomeServices Partnership Group, LLC	DE	NIA	HomeServices of America, Inc.	Ownership	100.000	Berkshire Hathaway Inc.	NO	
			86-1802961				HomeServices Property Management, LLC	DE	NIA	Long & Foster Real Estate, Inc.	Ownership	100.000	Berkshire Hathaway Inc.	NO	
			20-2376984				HomeServices Referral Network, LLC	IN	NIA	HomeServices K01, Inc.	Ownership	100.000	Berkshire Hathaway Inc.	NO	
			20-1657427				HomeServices Relocation, LLC	DE	NIA	HomeServices of America, Inc.	Ownership	100.000	Berkshire Hathaway Inc.	NO	
			87-4799312				HomeServices Title Holdings, LLC	DE	NIA	HomeServices of America, Inc.	Ownership	100.000	Berkshire Hathaway Inc.	NO	
							Horus Infrastructure IA LLC	DE	NIA	Pilot Water Solutions LLC	Ownership	100.000	Berkshire Hathaway Inc.	NO	
			81-5352778				Houlihan Lawrence Associates, LLC	DE	NIA	Houlihan/Lawrence Inc.	Ownership	100.000	Berkshire Hathaway Inc.	NO	
			13-3217965				Houlihan/Lawrence Inc.	NY	NIA	HomeServices of New York, LLC	Ownership	100.000	Berkshire Hathaway Inc.	NO	
			38-3920582				Houston 5110 Griggs Road Residential, LP	TX	NIA	AHP Housing Fund 196, LLC	Ownership	99.980	Berkshire Hathaway Inc.	NO	
			74-6175960				Houston Belt & Terminal Railway Company	TX	NIA	BNSF Railway Company	Ownership	50.000	Berkshire Hathaway Inc.	NO	
			46-1860109				HS Franchise Holding, LLC	DE	NIA	HomeServices of America, Inc.	Ownership	100.000	Berkshire Hathaway Inc.	NO	
			46-1254823				HSF Affiliates LLC	DE	NIA	HS Franchise Holding, LLC	Ownership	100.000	Berkshire Hathaway Inc.	NO	
			90-0941201				HSGA Real Estate Group, L.L.C.	DE	NIA	HomeServices of Georgia, LLC	Ownership	100.000	Berkshire Hathaway Inc.	NO	
			82-5189237				HSN Holdings, LLC	DE	NIA	HomeServices of America, Inc.	Ownership	100.000	Berkshire Hathaway Inc.	NO	
			87-1468650				HSN Title Holding, LLC	NV	NIA	HomeServices of Nevada, LLC	Ownership	100.000	Berkshire Hathaway Inc.	NO	
			82-5240109				HSTX Title, LLC	DE	NIA	HomeServices Title Holdings, LLC	Ownership	100.000	Berkshire Hathaway Inc.	NO	

53.43

ANNUAL STATEMENT FOR THE YEAR 2023 OF THE General Re Life Corporation

**SCHEDULE Y**

**PART 1A - DETAIL OF INSURANCE HOLDING COMPANY SYSTEM**

1	2	3	4	5	6	7	8	9	10	11	12	13	14	15	16
Group Code	Group Name	NAIC Company Code	ID Number	Federal RSSD	CIK	Name of Securities Exchange if Publicly Traded (U.S. or International)	Names of Parent, Subsidiaries Or Affiliates	Domiciliary Location	Relationship to Reporting Entity	Directly Controlled by (Name of Entity/Person)	Type of Control (Ownership, Board, Management, Attorney-in-Fact, Influence, Other)	If Control is Ownership Provide Percentage	Ultimate Controlling Entity(ies)/Person(s)	Is an SCA Filing Required? (Yes/No)	*
			47-3933552				HSW Affiliates Holding, LLC	DE	NIA	HomeServices of Wisconsin, LLC	Ownership	100.000	Berkshire Hathaway Inc.	NO	
			30-0746548				Hunt Capital Partners Tax Credit Fund 2012 - Oak Hill, LLC (FKA AHP Housing Fund 13, LLC)	DE	NIA	Affordable Housing Partners, Inc.	Ownership	0.010	Berkshire Hathaway Inc.	NO	
			30-0746548				Hunt Capital Partners Tax Credit Fund 2012 - Oak Hill, LLC (FKA AHP Housing Fund 13, LLC)	DE	NIA	AHP Affordable, LLC	Ownership	99.990	Berkshire Hathaway Inc.	NO	
			13-5158550				Huntington Alloys Corporation	DE	NIA	Special Metals LLC	Ownership	100.000	Berkshire Hathaway Inc.	NO	
			46-4867805				Huntington Estates LP	TX	NIA	AHP Housing Fund 110, LLC	Ownership	99.990	Berkshire Hathaway Inc.	NO	
			48-1230195				Husker Auto Group, LLC	DE	NIA	Berkshire Hathaway Automotive Inc.	Ownership	84.000	Berkshire Hathaway Inc.	NO	
			82-4288963				Hyperion EmployeeCo Holdings LLC	DE	NIA	Hyperion Water Holdings LLC	Ownership	100.000	Berkshire Hathaway Inc.	NO	
			84-4060927				Hyperion EmployeeCo LLC	DE	NIA	Hyperion EmployeeCo Holdings LLC	Ownership	1.000	Berkshire Hathaway Inc.	NO	
			84-4060927				Hyperion EmployeeCo LLC	DE	NIA	Hyperion Water Holdings LLC	Ownership	99.000	Berkshire Hathaway Inc.	NO	
			84-4008244				Hyperion Water Holdings LLC	DE	NIA	PFJE AssetCo Holdings LLC	Ownership	50.000	Berkshire Hathaway Inc.	NO	
			84-4016608				Hyperion Water Technologies LLC	DE	NIA	Hyperion Water Holdings LLC	Ownership	100.000	Berkshire Hathaway Inc.	NO	
							I.G.R.E.C. Grundstücksverwaltungs GmbH	DEU	NIA	Iscar Hartmetall A.G.	Ownership	100.000	Berkshire Hathaway Inc.	NO	
0031	Berkshire Hathaway Group	97764	06-1053475				Idealife Insurance Company	CT	DS	General Re Life Corporation	Ownership	100.000	Berkshire Hathaway Inc.	NO	
			47-3317184				IES Holding II, LLC	DE	NIA	MES Holding, LLC	Ownership	100.000	Berkshire Hathaway Inc.	NO	
			98-1681468				ILPS Limited Unipessoal LDA	PRT	NIA	IPS-Integrated Project Services, LLC	Ownership	100.000	Berkshire Hathaway Inc.	NO	
							IMC (Germany) Holdings GmbH	DEU	NIA	IMC International Metalworking Companies Inc.	Ownership	100.000	Berkshire Hathaway Inc.	NO	
							IMC Benelux B.V.	NLD	NIA	IMC International Metalworking Companies Inc.	Ownership	100.000	Berkshire Hathaway Inc.	NO	
							IMC EndMill Ltd.	KOR	NIA	IMC International Metalworking Companies Inc.	Ownership	100.000	Berkshire Hathaway Inc.	NO	
							IMC International Metalworking Companies Inc.								
			93-4843432				IMC International Metalworking Engineering & Production (Dalian) Co. Ltd.	DE	NIA	BH-IMC Holdings Inc.	Ownership	100.000	Berkshire Hathaway Inc.	NO	
							IMC International Metalworking Engineering & Production (Dalian) Co. Ltd.	CHN	NIA	Taegutec Ltd.	Ownership	100.000	Berkshire Hathaway Inc.	NO	
							IMC Metaldur S.A	CHE	NIA	IMC International Metalworking Companies Inc.	Ownership	100.000	Berkshire Hathaway Inc.	NO	
			34-1237442				IMCO Carbide Tool Inc.	DE	NIA	ITTI Investment Holdings Inc.	Ownership	51.000	Berkshire Hathaway Inc.	NO	
			95-2636966				Imperial Magma LLC	DE	NIA	Magma Power Company	Ownership	100.000	Berkshire Hathaway Inc.	NO	
			85-2558721				Independence Wind Energy LLC	IA	NIA	BHER Independence Wind Holdco, LLC	Ownership	100.000	Berkshire Hathaway Inc.	NO	
			63-0854239				Industrial Tooling & Supply LLC	DE	NIA	ITTI Investment Holdings Inc.	Ownership	51.000	Berkshire Hathaway Inc.	NO	
							Industrias Ecodyne S.A. de C.V.	MEX	NIA	Ecodyne Corporation	Ownership	49.000	Berkshire Hathaway Inc.	NO	
							Industriepark Werk Bobingen GmbH and Co. KG	DEU	NIA	Johns Manville GmbH	Ownership	57.143	Berkshire Hathaway Inc.	NO	
							Industriepark Werk Bobingen Verwaltungs GmbH	DEU	NIA	Johns Manville GmbH	Ownership	57.143	Berkshire Hathaway Inc.	NO	
			86-0661598				Infiniti of Scottsdale, LLC	DE	NIA	Berkshire Hathaway Automotive Inc.	Ownership	91.000	Berkshire Hathaway Inc.	NO	
							Infrastructure North Limited	GBR	NIA	Northern Electric plc.	Ownership	100.000	Berkshire Hathaway Inc.	NO	
			75-2908703				Ingersoll Cutting Tool Company Inc.	DE	NIA	ITTI Group USA Holdings, Inc.	Ownership	100.000	Berkshire Hathaway Inc.	NO	
							Ingersoll Cutting Tool Company Inc.								
							Ingersoll Cutting Tool Ltd.	CAN	NIA	IMC International Metalworking Companies Inc.	Ownership	100.000	Berkshire Hathaway Inc.	NO	
							Ingersoll Cutting Tools De Mexico, Sa De C.V.	MEX	NIA	IMC International Metalworking Companies Inc.	Ownership	99.998	Berkshire Hathaway Inc.	NO	
							Ingersoll Cutting Tools De Mexico, Sa De C.V.	MEX	NIA	IMC International Metalworking Companies Inc.	Ownership	99.998	Berkshire Hathaway Inc.	NO	
							Ingersoll Cutting Tools De Mexico, Sa De C.V.	MEX	NIA	Iscar Hartmetall A.G.	Ownership	0.002	Berkshire Hathaway Inc.	NO	
							Ingersoll France Sarl	FRA	NIA	Ingersoll Werkzeuge GmbH	Ownership	100.000	Berkshire Hathaway Inc.	NO	
							Ingersoll Hungary Kft	HUN	NIA	IMC International Metalworking Companies Inc.	Ownership	99.173	Berkshire Hathaway Inc.	NO	

53.44



ANNUAL STATEMENT FOR THE YEAR 2023 OF THE General Re Life Corporation

**SCHEDULE Y**

**PART 1A - DETAIL OF INSURANCE HOLDING COMPANY SYSTEM**

1	2	3	4	5	6	7	8	9	10	11	12	13	14	15	16
Group Code	Group Name	NAIC Company Code	ID Number	Federal RSSD	CIK	Name of Securities Exchange if Publicly Traded (U.S. or International)	Names of Parent, Subsidiaries Or Affiliates	Domi-ciliary Location	Relation-ship to Reporting Entity	Directly Controlled by (Name of Entity/Person)	Type of Control (Ownership, Board, Management, Attorney-in-Fact, Influence, Other)	If Control is Ownership Provide Percentage	Ultimate Controlling Entity(ies)/Person(s)	Is an SCA Filing Re-quired? (Yes/No)	*
							Ingersoll Hungary Kft .....	.HUN.....	NIA.....	Iscar Ltd. ....	Ownership.....	0.827	Berkshire Hathaway Inc. ....	NO.....	
							Ingersoll Taegutec Italia S.r.l. ....	.ITA.....	NIA.....	IMC International Metalworking Companies Inc. ....	Ownership.....	65.000	Berkshire Hathaway Inc. ....	NO.....	
							Ingersoll Werkzeuge GmbH .....	.DEU.....	NIA.....	IMC (Germany) Holdings GmbH .....	Ownership.....	100.000	Berkshire Hathaway Inc. ....	NO.....	
			46-3641328				Ingram Place Apartments, LLC .....	.WI.....	NIA.....	AHP Housing Fund 52, LLC .....	Ownership.....	99.990	Berkshire Hathaway Inc. ....	NO.....	
			47-2942226				Inman, LLC .....	.LA.....	NIA.....	AHP Housing Fund 156, LLC .....	Ownership.....	99.000	Berkshire Hathaway Inc. ....	NO.....	
			75-2230919				Innovative Building Products, Inc. ....	.TX.....	NIA.....	Acme Brick Company .....	Ownership.....	100.000	Berkshire Hathaway Inc. ....	NO.....	
			77-0321770				Innovative Coatings Technology Corporation ..	.CA.....	NIA.....	Precision Castparts Corp. ....	Ownership.....	100.000	Berkshire Hathaway Inc. ....	NO.....	
			86-3659651				Insight Home Inspections, LLC .....	.DE.....	NIA.....	Long & Foster Real Estate, Inc. ....	Ownership.....	100.000	Berkshire Hathaway Inc. ....	NO.....	
			98-1169612				Integrated Project Services International Pvt Ltd. ....	.IND.....	NIA.....	IPS-Integrated Project Services, LLC .....	Ownership.....	85.000	Berkshire Hathaway Inc. ....	NO.....	
							Integrated Utility Services Limited .....	.GBR.....	NIA.....	Northern Electric plc. ....	Ownership.....	100.000	Berkshire Hathaway Inc. ....	NO.....	
							Integrated Utility Services Limited .....	.IRL.....	NIA.....	Northern Powergrid Limited .....	Ownership.....	100.000	Berkshire Hathaway Inc. ....	NO.....	
							Intehna Beo Doo Beograd .....	.SRB.....	NIA.....	IMC International Metalworking Companies Inc. ....	Ownership.....	51.000	Berkshire Hathaway Inc. ....	NO.....	
							Intehna d.o.o. ....	.SVN.....	NIA.....	IMC International Metalworking Companies Inc. ....	Ownership.....	50.000	Berkshire Hathaway Inc. ....	NO.....	
							Intehna Zagreb Ltd. ....	.HRV.....	NIA.....	IMC International Metalworking Companies Inc. ....	Ownership.....	60.000	Berkshire Hathaway Inc. ....	NO.....	
			74-2723385				Interco Tobacco Retailers, Inc. ....	.NV.....	NIA.....	McLane Company, Inc. ....	Ownership.....	100.000	Berkshire Hathaway Inc. ....	NO.....	
			52-2066843				International Dairy Queen, Inc. ....	.DE.....	NIA.....	Berkshire Hathaway Inc. ....	Ownership.....	100.000	Berkshire Hathaway Inc. ....	NO.....	
			52-0792766				International Insurance Underwriters, Inc. ....	.DE.....	NIA.....	GEICO Corporation .....	Ownership.....	100.000	Berkshire Hathaway Inc. ....	NO.....	
			20-1035906				Inter Franchise Services, Inc. ....	.CA.....	NIA.....	HomeServices of California, LLC .....	Ownership.....	100.000	Berkshire Hathaway Inc. ....	NO.....	
			86-3297757				Intero Nevada Referral Services, LLC .....	.DE.....	NIA.....	Intero Real Estate Services, Inc. ....	Ownership.....	100.000	Berkshire Hathaway Inc. ....	NO.....	
			84-2365146				Intero Nevada, LLC .....	.DE.....	NIA.....	Intero Real Estate Services, Inc. ....	Ownership.....	100.000	Berkshire Hathaway Inc. ....	NO.....	
			20-8819780				Intero Real Estate Holdings, Inc. ....	.CA.....	NIA.....	HomeServices of California, LLC .....	Ownership.....	100.000	Berkshire Hathaway Inc. ....	NO.....	
			75-3075968				Intero Real Estate Services, Inc. ....	.CA.....	NIA.....	Intero Real Estate Holdings, Inc. ....	Ownership.....	100.000	Berkshire Hathaway Inc. ....	NO.....	
			32-0392701				Intero Referral Services, Inc. ....	.CA.....	NIA.....	Intero Real Estate Holdings, Inc. ....	Ownership.....	100.000	Berkshire Hathaway Inc. ....	NO.....	
			27-0771746				Intrepid JSB, Inc. ....	.NC.....	NIA.....	McLane Company, Inc. ....	Ownership.....	100.000	Berkshire Hathaway Inc. ....	NO.....	
			27-1457162				IOC Motors, LLC .....	.DE.....	NIA.....	Berkshire Hathaway Automotive Inc. ....	Ownership.....	80.000	Berkshire Hathaway Inc. ....	NO.....	
			27-1457162				IOC Motors, LLC .....	.DE.....	NIA.....	BHA Minority Interest Holdco, Inc. ....	Ownership.....	16.000	Berkshire Hathaway Inc. ....	NO.....	
			42-0791647				Iowa Realty Co., Inc. ....	.IA.....	NIA.....	HomeServices of Iowa, Inc. ....	Ownership.....	100.000	Berkshire Hathaway Inc. ....	NO.....	
			42-1249112				Iowa Title Company .....	.IA.....	NIA.....	HomeServices of Iowa, Inc. ....	Ownership.....	100.000	Berkshire Hathaway Inc. ....	NO.....	
			42-1524809				Iowa Title Linn County II, LLC .....	.IA.....	NIA.....	Iowa Title Company .....	Ownership.....	70.000	Berkshire Hathaway Inc. ....	NO.....	
			98-1548281				IPS Architect Services Canada Inc. ....	.CAN.....	NIA.....	IPS-Integrated Project Services GmbH .....	Ownership.....	49.000	Berkshire Hathaway Inc. ....	NO.....	
			38-4155004				IPS Bioengineering Technology (Shanghai) Co., Ltd. ....	.CHN.....	NIA.....	IPS-Integrated Project Services, LLC .....	Ownership.....	100.000	Berkshire Hathaway Inc. ....	NO.....	
			27-2909419				IPS Professional Engineers and Architects, PC .....	.PA.....	NIA.....	IPS-Integrated Project Services, LLC .....	Ownership.....	100.000	Berkshire Hathaway Inc. ....	NO.....	
			98-1469538				IPS-Integrated Project Services (Germany) GmbH .....	.DEU.....	NIA.....	IPS-Integrated Project Services GmbH .....	Ownership.....	100.000	Berkshire Hathaway Inc. ....	NO.....	
			98-1381700				IPS-Integrated Project Services (Ireland) Limited .....	.IRL.....	NIA.....	IPS-Integrated Project Services Limited .....	Ownership.....	100.000	Berkshire Hathaway Inc. ....	NO.....	
			23-2865978				IPS-Integrated Project Services Corp. ....	.PA.....	NIA.....	IPS-Integrated Project Services, LLC .....	Ownership.....	100.000	Berkshire Hathaway Inc. ....	NO.....	
			98-1344891				IPS-Integrated Project Services GmbH .....	.CHE.....	NIA.....	IPS-Integrated Project Services Limited .....	Ownership.....	100.000	Berkshire Hathaway Inc. ....	NO.....	
			98-1169585				IPS-Integrated Project Services Limited .....	.GBR.....	NIA.....	IPS-Integrated Project Services, LLC .....	Ownership.....	100.000	Berkshire Hathaway Inc. ....	NO.....	
			23-2561581				IPS-Integrated Project Services, LLC .....	.DE.....	NIA.....	Alleghany Capital Corporation .....	Ownership.....	85.070	Berkshire Hathaway Inc. ....	NO.....	
			98-1198327				IPS-Integrated Project Services, Pvt Ltd .....	.SGP.....	NIA.....	IPS-Integrated Project Services, LLC .....	Ownership.....	100.000	Berkshire Hathaway Inc. ....	NO.....	
			98-1345844				IPS-Integrated Project Services, ULC .....	.CAN.....	NIA.....	IPS-Integrated Project Services GmbH .....	Ownership.....	100.000	Berkshire Hathaway Inc. ....	NO.....	

ANNUAL STATEMENT FOR THE YEAR 2023 OF THE General Re Life Corporation

**SCHEDULE Y**

**PART 1A - DETAIL OF INSURANCE HOLDING COMPANY SYSTEM**

1	2	3	4	5	6	7	8	9	10	11	12	13	14	15	16
Group Code	Group Name	NAIC Company Code	ID Number	Federal RSSD	CIK	Name of Securities Exchange if Publicly Traded (U.S. or International)	Names of Parent, Subsidiaries Or Affiliates	Domi-ciliary Location	Relation-ship to Reporting Entity	Directly Controlled by (Name of Entity/Person)	Type of Control (Ownership, Board, Management, Attorney-in-Fact, Influence, Other)	If Control is Ownership Provide Percentage	Ultimate Controlling Entity(ies)/Person(s)	Is an SCA Filing Re-quired? (Yes/No)	*
			80-0736836				IPS-Mehtalia, Private Limited	.IND	NIA	IPS-Integrated Project Services, LLC	Ownership	99.000	Berkshire Hathaway Inc.	NO	
			98-1105723				IPS-Services de Projets integres (Quebec) S.E.N.C.	.CAN	NIA	IPS-Integrated Project Services, ULC	Ownership	49.000	Berkshire Hathaway Inc.	NO	
			45-3823308				IPS-Servicos de Projetos Integrados Ltda	.BRA	NIA	IPS-Integrated Project Services, LLC	Ownership	99.000	Berkshire Hathaway Inc.	NO	
			38-2265237				Ironman-GMC, Limited Partnership	.OK	NIA	AHP Housing Fund 10, LLC	Ownership	99.990	Berkshire Hathaway Inc.	NO	
			06-1285387				Ironwood Plastics	.MI	NIA	CTB IW	Ownership	100.000	Berkshire Hathaway Inc.	NO	
			06-1285387				Iroquois Gas Transmission System L.P.	.DE	NIA	Iroquois GP Holding Company, LLC	Ownership	25.930	Berkshire Hathaway Inc.	NO	
			55-0704971				Iroquois Gas Transmission System L.P.	.DE	NIA	Iroquois, Inc.	Ownership	24.070	Berkshire Hathaway Inc.	NO	
			55-0704971				Iroquois GP Holding Company, LLC	.DE	NIA	Iroquois, Inc.	Ownership	100.000	Berkshire Hathaway Inc.	NO	
			75-2827242				Iroquois, Inc.	.DE	NIA	Eastern Energy Gas Holdings, LLC	Ownership	100.000	Berkshire Hathaway Inc.	NO	
			75-2827242				Irvtex Automotive Sales II, LLC	.DE	NIA	Berkshire Hathaway Automotive Inc.	Ownership	81.000	Berkshire Hathaway Inc.	NO	
			06-1355981				Irvtex Automotive Sales II, LLC	.DE	NIA	BHA Minority Interest Holdco, Inc.	Ownership	5.000	Berkshire Hathaway Inc.	NO	
							Isabela Shoe Corporation LLC	.DE	NIA	H. H. Brown Shoe Company, Inc.	Ownership	100.000	Berkshire Hathaway Inc.	NO	
							Iscar Alati d.o.o.	.HRV	NIA	IMC International Metalworking Companies Inc.	Ownership	100.000	Berkshire Hathaway Inc.	NO	
							Iscar Australia Pty. Limited	.AUS	NIA	Iscar Hartmetall A.G.	Ownership	100.000	Berkshire Hathaway Inc.	NO	
							Iscar Austria GMBH	.AUT	NIA	IMC International Metalworking Companies Inc.	Ownership	100.000	Berkshire Hathaway Inc.	NO	
							Iscar Benelux S.A	.BEL	NIA	IMC International Metalworking Companies Inc.	Ownership	99.933	Berkshire Hathaway Inc.	NO	
							Iscar Benelux S.A	.BEL	NIA	Iscar Ltd.	Ownership	0.067	Berkshire Hathaway Inc.	NO	
							Iscar Bulgaria Eood	.BGR	NIA	IMC International Metalworking Companies Inc.	Ownership	100.000	Berkshire Hathaway Inc.	NO	
							Iscar C.R. s.r.o.	.CZE	NIA	IMC International Metalworking Companies Inc.	Ownership	100.000	Berkshire Hathaway Inc.	NO	
							Iscar De Mexico S.A. De C.V.	.MEX	NIA	IMC International Metalworking Companies Inc.	Ownership	99.998	Berkshire Hathaway Inc.	NO	
							Iscar De Mexico S.A. De C.V.	.MEX	NIA	Iscar Ltd.	Ownership	0.002	Berkshire Hathaway Inc.	NO	
							Iscar DO Brasil Comercial Ltda.	.BRA	NIA	IMC International Metalworking Companies Inc.	Ownership	100.000	Berkshire Hathaway Inc.	NO	
							Iscar DO Brasil Comercial Ltda.	.BRA	NIA	Iscar Hartmetall A.G.	Ownership	0.000	Berkshire Hathaway Inc.	NO	
							Iscar Finland OY	.FIN	NIA	IMC International Metalworking Companies Inc.	Ownership	51.000	Berkshire Hathaway Inc.	NO	
							Iscar France S.A.S.	.FRA	NIA	Iscar Hartmetall A.G.	Ownership	99.960	Berkshire Hathaway Inc.	NO	
							Iscar France S.A.S.	.FRA	NIA	Iscar Ltd.	Ownership	0.040	Berkshire Hathaway Inc.	NO	
							Iscar Germany GmbH	.DEU	NIA	IMC International Metalworking Companies Inc.	Ownership	100.000	Berkshire Hathaway Inc.	NO	
							Iscar Greece S.A.	.GRC	NIA	IMC International Metalworking Companies Inc.	Ownership	99.833	Berkshire Hathaway Inc.	NO	
							Iscar Greece S.A.	.GRC	NIA	Iscar Ltd.	Ownership	0.167	Berkshire Hathaway Inc.	NO	
							Iscar Gulf Holding Ltd	.ARE	NIA	IMC International Metalworking Companies Inc.	Ownership	51.000	Berkshire Hathaway Inc.	NO	
							Iscar Gulf Trading L.L.C	.ARE	NIA	Iscar Gulf Holding Ltd	Ownership	100.000	Berkshire Hathaway Inc.	NO	
							Iscar Hartmetall A.G.	.CHE	NIA	IMC International Metalworking Companies Inc.	Ownership	100.000	Berkshire Hathaway Inc.	NO	
							Iscar Hungary Kft	.HUN	NIA	IMC International Metalworking Companies Inc.	Ownership	96.667	Berkshire Hathaway Inc.	NO	
							Iscar Hungary Kft	.HUN	NIA	Iscar Hartmetall A.G.	Ownership	3.333	Berkshire Hathaway Inc.	NO	
							Iscar Iberica S.A.	.ESP	NIA	IMC International Metalworking Companies Inc.	Ownership	50.000	Berkshire Hathaway Inc.	NO	

ANNUAL STATEMENT FOR THE YEAR 2023 OF THE General Re Life Corporation

**SCHEDULE Y**  
**PART 1A - DETAIL OF INSURANCE HOLDING COMPANY SYSTEM**

1	2	3	4	5	6	7	8	9	10	11	12	13	14	15	16
Group Code	Group Name	NAIC Company Code	ID Number	Federal RSSD	CIK	Name of Securities Exchange if Publicly Traded (U.S. or International)	Names of Parent, Subsidiaries Or Affiliates	Domi-ciliary Location	Relation-ship to Reporting Entity	Directly Controlled by (Name of Entity/Person)	Type of Control (Ownership, Board, Management, Attorney-in-Fact, Influence, Other)	If Control is Ownership Provide Percentage	Ultimate Controlling Entity(ies)/Person(s)	Is an SCA Filing Re-quired? (Yes/No)	*
							Iscar India Private Limited	.IND.	NIA.	IMC International Metalworking Companies Inc.	Ownership	100.000	Berkshire Hathaway Inc.	NO	
							Iscar International Trading (Shanghai) Co. Ltd.	.CHN.	NIA.	IMC International Metalworking Companies Inc.	Ownership	100.000	Berkshire Hathaway Inc.	NO	
							Iscar Italia s.r.l.	.ITA.	NIA.	IMC International Metalworking Companies Inc.	Ownership	100.000	Berkshire Hathaway Inc.	NO	
							Iscar Japan Ltd.	.JPN.	NIA.	IMC International Metalworking Companies Inc.	Ownership	100.000	Berkshire Hathaway Inc.	NO	
							Iscar Kesici Takim Ticareti Veimalati Ltd. Sirketi	.TUR.	NIA.	IMC International Metalworking Companies Inc.	Ownership	100.000	Berkshire Hathaway Inc.	NO	
							Iscar Ltd.	.ISR.	NIA.	IMC International Metalworking Companies Inc.	Ownership	100.000	Berkshire Hathaway Inc.	NO	
							Iscar Metal Cutting Technology (Shanghai) Co., Ltd.	.CHN.	NIA.	IMC International Metalworking Companies Inc.	Ownership	100.000	Berkshire Hathaway Inc.	NO	
			11-2129228				Iscar Metals Inc.	.NJ.	NIA.	ITTI Group USA Holdings, Inc.	Ownership	100.000	Berkshire Hathaway Inc.	NO	
							Iscar Morocco	.MAR.	NIA.	IMC International Metalworking Companies Inc.	Ownership	99.000	Berkshire Hathaway Inc.	NO	
							Iscar Morocco	.MAR.	NIA.	Iscar France S.A.S.	Ownership	1.000	Berkshire Hathaway Inc.	NO	
							Iscar Nederland B.V.	.NLD.	NIA.	IMC Benelux B.V.	Ownership	100.000	Berkshire Hathaway Inc.	NO	
							Iscar Nepremicnine d.o.o.	.SVN.	NIA.	IMC International Metalworking Companies Inc.	Ownership	50.000	Berkshire Hathaway Inc.	NO	
							Iscar Poland Sp. Z.o.o.	.POL.	NIA.	IMC International Metalworking Companies Inc.	Ownership	100.000	Berkshire Hathaway Inc.	NO	
							Iscar Portugal-Tools And Machinery, S.A.	.PRT.	NIA.	Iscar Hartmetall A.G.	Ownership	0.010	Berkshire Hathaway Inc.	NO	
							Iscar Portugal-Tools And Machinery, S.A.	.PRT.	NIA.	Iscar Iberica S.A.	Ownership	99.960	Berkshire Hathaway Inc.	NO	
							Iscar Portugal-Tools And Machinery, S.A.	.PRT.	NIA.	Iscar Ltd.	Ownership	0.010	Berkshire Hathaway Inc.	NO	
							Iscar Portugal-Tools And Machinery, S.A.	.PRT.	NIA.	Wertsam Technology, S.L.	Ownership	0.010	Berkshire Hathaway Inc.	NO	
							Iscar Rezni Alati d.o.o.	.HRV.	NIA.	IMC International Metalworking Companies Inc.	Ownership	100.000	Berkshire Hathaway Inc.	NO	
							Iscar Slovenija d.o.o.	.SVN.	NIA.	IMC International Metalworking Companies Inc.	Ownership	50.000	Berkshire Hathaway Inc.	NO	
							Iscar South Africa (Pty) Ltd.	.ZAF.	NIA.	IMC International Metalworking Companies Inc.	Ownership	100.000	Berkshire Hathaway Inc.	NO	
							Iscar Sr. S.R.O.	.SVK.	NIA.	IMC International Metalworking Companies Inc.	Ownership	100.000	Berkshire Hathaway Inc.	NO	
							Iscar Sverige AB	.SWE.	NIA.	IMC International Metalworking Companies Inc.	Ownership	100.000	Berkshire Hathaway Inc.	NO	
							Iscar Taiwan, Ltd.	.TWN.	NIA.	IMC International Metalworking Companies Inc.	Ownership	75.500	Berkshire Hathaway Inc.	NO	
							Iscar Thailand, Ltd.	.THA.	NIA.	IMC International Metalworking Companies Inc.	Ownership	51.000	Berkshire Hathaway Inc.	NO	
							Iscar Tools Argentina S.A.	.ARG.	NIA.	IMC International Metalworking Companies Inc.	Ownership	50.000	Berkshire Hathaway Inc.	NO	
							Iscar Tools d.o.o.	.SRB.	NIA.	IMC International Metalworking Companies Inc.	Ownership	100.000	Berkshire Hathaway Inc.	NO	
							Iscar Tools Inc.	.CAN.	NIA.	IMC International Metalworking Companies Inc.	Ownership	100.000	Berkshire Hathaway Inc.	NO	
							Iscar Tools Ltd.	.GBR.	NIA.	IMC International Metalworking Companies Inc.	Ownership	100.000	Berkshire Hathaway Inc.	NO	
							Iscar Tools S.R.L.	.ROU.	NIA.	IMC International Metalworking Companies Inc.	Ownership	100.000	Berkshire Hathaway Inc.	NO	

53.47

ANNUAL STATEMENT FOR THE YEAR 2023 OF THE General Re Life Corporation

**SCHEDULE Y**

**PART 1A - DETAIL OF INSURANCE HOLDING COMPANY SYSTEM**

1	2	3	4	5	6	7	8	9	10	11	12	13	14	15	16
Group Code	Group Name	NAIC Company Code	ID Number	Federal RSSD	CIK	Name of Securities Exchange if Publicly Traded (U.S. or International)	Names of Parent, Subsidiaries Or Affiliates	Domi-ciliary Location	Relation-ship to Reporting Entity	Directly Controlled by (Name of Entity/Person)	Type of Control (Ownership, Board, Management, Attorney-in-Fact, Influence, Other)	If Control is Ownership Provide Percentage	Ultimate Controlling Entity(ies)/Person(s)	Is an SCA Filing Re-quired? (Yes/No)	*
							Iscar Vietnam LLC	.VM	NIA	IMC International Metalworking Companies Inc.	Ownership	.51.000	Berkshire Hathaway Inc.	NO	
							Isreco A.G.	.CHE	NIA	IMC International Metalworking Companies Inc.	Ownership	100.000	Berkshire Hathaway Inc.	NO	
							Isverco Aktiebolag	.SWE	NIA	IMC International Metalworking Companies Inc.	Ownership	100.000	Berkshire Hathaway Inc.	NO	
							It. Te. Di. S.R.L.	.ITA	NIA	IMC International Metalworking Companies Inc.	Ownership	.51.020	Berkshire Hathaway Inc.	NO	
			75-2908704				ITTI Group USA Holdings, Inc.	.DE	NIA	BH Credit LLC	Ownership	100.000	Berkshire Hathaway Inc.	NO	
			37-1737373				ITTI Investment Holdings Inc.	.DE	NIA	ITTI Group USA Holdings, Inc.	Ownership	100.000	Berkshire Hathaway Inc.	NO	
							IUS Limited	.GBR	NIA	Northern Electric plc.	Ownership	100.000	Berkshire Hathaway Inc.	NO	
			38-2777964				Iwen Tool Supply, LLC	.DE	NIA	ITTI Investment Holdings Inc.	Ownership	.51.000	Berkshire Hathaway Inc.	NO	
			20-2410437				J Fleet Leasing LLC	.UT	NIA	Fleet Sales LLC	Ownership	100.000	Berkshire Hathaway Inc.	NO	
			55-0668752				J.L. Mining Company	.DE	NIA	transition holdings, LLC	Ownership	100.000	Berkshire Hathaway Inc.	NO	
			36-4335235				JA Wire and Cable LLC	.DE	NIA	Marmon Wire & Cable, Inc.	Ownership	100.000	Berkshire Hathaway Inc.	NO	
			46-1139252				Jackson Square Housing, LLC	.NC	NIA	AHP Housing Fund 25, LLC	Ownership	.99.990	Berkshire Hathaway Inc.	NO	
			25-1261676				James H. Cross Co., LLC	.DE	NIA	ITTI Investment Holdings Inc.	Ownership	.51.000	Berkshire Hathaway Inc.	NO	
			47-2365223				James Place Tax Credit Fund, LLC	.MO	NIA	AHP Housing Fund 147, LLC	Ownership	.99.990	Berkshire Hathaway Inc.	NO	
			47-3430486				Jasper Lofts, LLC	.IN	NIA	AHP Housing Fund 128, LLC	Ownership	.99.990	Berkshire Hathaway Inc.	NO	
			36-4802342				JAX LNG, LLC	.DE	NIA	Pivotal JAX LNG, LLC	Ownership	.50.000	Berkshire Hathaway Inc.	NO	
			98-1183185				Jaz Toys HK Limited	.HKG	NIA	Alleghany Capital Corporation	Ownership	100.000	Berkshire Hathaway Inc.	NO	
			98-1279867				Jaz Toys UK Ltd	.GBR	NIA	Jaz Toys HK Limited	Ownership	100.000	Berkshire Hathaway Inc.	NO	
							Jaz Toys UK Ltd. French Branch	.FRA	NIA	Jaz Toys UK Ltd	Ownership	100.000	Berkshire Hathaway Inc.	NO	
			84-4049477				Jazplus, LLC	.DE	NIA	Alleghany Capital Corporation	Ownership	100.000	Berkshire Hathaway Inc.	NO	
							Jazwares Australia Holdco Pty Ltd	.AUS	NIA	Jazwares, LLC	Ownership	100.000	Berkshire Hathaway Inc.	NO	
							Jazwares Australia Opco Pty Ltd	.AUS	NIA	Jazwares Australia Holdco Pty Ltd	Ownership	100.000	Berkshire Hathaway Inc.	NO	
			86-1941206				Jazwares Canada Holdings Inc.	.DE	NIA	Jazwares, LLC	Ownership	100.000	Berkshire Hathaway Inc.	NO	
							Jazwares Canada LP	.DE	NIA	Jazwares Canada Holdings Inc.	Ownership	0.100	Berkshire Hathaway Inc.	NO	
							Jazwares Canada LP	.DE	NIA	Jazwares, LLC	Ownership	.99.900	Berkshire Hathaway Inc.	NO	
			47-3729412				Jazwares Entertainment, LLC	.DE	NIA	Alleghany Capital Corporation	Ownership	100.000	Berkshire Hathaway Inc.	NO	
			98-1655884				Jazwares Europe GmbH & Co. KG	.DEU	NIA	Jaz Toys UK Ltd	Ownership	100.000	Berkshire Hathaway Inc.	NO	
			98-1655883				Jazwares Europe Management GmbH	.DEU	NIA	Jaz Toys UK Ltd	Ownership	100.000	Berkshire Hathaway Inc.	NO	
			98-1279860				Jazwares GmbH	.DEU	NIA	Jazwares Europe GmbH & Co. KG	Ownership	100.000	Berkshire Hathaway Inc.	NO	
							Jazwares Holland B.V.	.NLD	NIA	Jazwares Europe GmbH & Co. KG	Ownership	100.000	Berkshire Hathaway Inc.	NO	
			98-1536047				Jazwares S. de R.L. de C.V.	.MEX	NIA	Jaz Toys HK Limited	Ownership	.99.900	Berkshire Hathaway Inc.	NO	
			98-1536047				Jazwares S. de R.L. de C.V.	.MEX	NIA	Jaz Toys UK Ltd	Ownership	0.100	Berkshire Hathaway Inc.	NO	
			92-0285257				Jazwares Soft Creations LLC	.DE	NIA	Alleghany Capital Corporation	Ownership	100.000	Berkshire Hathaway Inc.	NO	
			51-0388825				Jazwares, LLC	.DE	NIA	Alleghany Capital Corporation	Ownership	100.000	Berkshire Hathaway Inc.	NO	
			61-1326644				JBRC, Inc.	.KY	NIA	HomeServices K01, Inc.	Ownership	100.000	Berkshire Hathaway Inc.	NO	
			98-0450029				Jerzees Buena Vista, SRL	.HND	NIA	Union Sales,LLC.	Ownership	0.010	Berkshire Hathaway Inc.	NO	
			98-0450029				Jerzees Buena Vista, SRL	.HND	NIA	Union Underwear Company, Inc.	Ownership	.99.900	Berkshire Hathaway Inc.	NO	
							Jerzees Campeche, SA de CV	.MEX	NIA	Russell Brands, LLC	Ownership	.98.000	Berkshire Hathaway Inc.	NO	
							Jerzees Campeche, SA de CV	.MEX	NIA	Union Sales,LLC.	Ownership	2.000	Berkshire Hathaway Inc.	NO	
			98-0450034				Jerzees Choloma SRL	.HND	NIA	RLA Mfg. SRL	Ownership	.99.990	Berkshire Hathaway Inc.	NO	
			98-0450034				Jerzees Choloma SRL	.HND	NIA	Union Sales,LLC.	Ownership	0.010	Berkshire Hathaway Inc.	NO	
			98-0450030				Jerzees de Honduras SRL	.HND	NIA	Union Sales,LLC.	Ownership	0.010	Berkshire Hathaway Inc.	NO	
			98-0450030				Jerzees de Honduras SRL	.HND	NIA	Union Underwear Company, Inc.	Ownership	.99.990	Berkshire Hathaway Inc.	NO	
			98-0652908				Jerzees Nuevo Dia SRL	.HND	NIA	Union Sales,LLC.	Ownership	2.000	Berkshire Hathaway Inc.	NO	
			98-0652908				Jerzees Nuevo Dia SRL	.HND	NIA	Union Underwear Company, Inc.	Ownership	.98.000	Berkshire Hathaway Inc.	NO	
							Jerzees Yucatan, SA de CV	.MEX	NIA	Russell Brands, LLC	Ownership	.84.816	Berkshire Hathaway Inc.	NO	

53.48

ANNUAL STATEMENT FOR THE YEAR 2023 OF THE General Re Life Corporation

**SCHEDULE Y**  
**PART 1A - DETAIL OF INSURANCE HOLDING COMPANY SYSTEM**

1	2	3	4	5	6	7	8	9	10	11	12	13	14	15	16
Group Code	Group Name	NAIC Company Code	ID Number	Federal RSSD	CIK	Name of Securities Exchange if Publicly Traded (U.S. or International)	Names of Parent, Subsidiaries Or Affiliates	Domi-ciliary Location	Relation-ship to Reporting Entity	Directly Controlled by (Name of Entity/Person)	Type of Control (Ownership, Board, Management, Attorney-in-Fact, Influence, Other)	If Control is Ownership Provide Percentage	Ultimate Controlling Entity(ies)/Person(s)	Is an SCA Filing Re-quired? (Yes/No)	*
							Jerzees Yucatan, SA de CV	.MEX	NIA	Union Sales,LLC	Ownership	0.001	Berkshire Hathaway Inc.	NO	
							Jerzees Yucatan, SA de CV	.MEX	NIA	Vanity Fair Brands, LP	Ownership	15.161	Berkshire Hathaway Inc.	NO	
							Jerzees Yucatan, SA de CV	.MEX	NIA	Vanity Fair Inc.	Ownership	0.021	Berkshire Hathaway Inc.	NO	
			76-0183386				Joe Myers Automotive, LLC	.DE	NIA	Berkshire Hathaway Automotive Inc.	Ownership	81.000	Berkshire Hathaway Inc.	NO	
			76-0660241				Joe Myers Ford II, LLC	.DE	NIA	Berkshire Hathaway Automotive Inc.	Ownership	96.000	Berkshire Hathaway Inc.	NO	
			76-0295766				Joe Myers Motors Three, LLC	.DE	NIA	Berkshire Hathaway Automotive Inc.	Ownership	81.000	Berkshire Hathaway Inc.	NO	
			61-1682406				John Calvin Manor Housing Partners, LP	.MO	NIA	AHP Housing Fund 100, LLC	Ownership	99.990	Berkshire Hathaway Inc.	NO	
			13-0889690				Johns Manville	.DE	NIA	Johns Manville Corporation	Ownership	100.000	Berkshire Hathaway Inc.	NO	
							Johns Manville Benelux N.V.	.BEL	NIA	Castigliano Vermögensverwaltungs GmbH	Ownership	0.040	Berkshire Hathaway Inc.	NO	
							Johns Manville Benelux N.V.	.BEL	NIA	Johns Manville Europe GmbH	Ownership	99.960	Berkshire Hathaway Inc.	NO	
			98-0382237				Johns Manville Canada, Inc.	.CAN	NIA	Johns Manville	Ownership	100.000	Berkshire Hathaway Inc.	NO	
			84-1359815				Johns Manville China, Ltd.	.DE	NIA	Johns Manville	Ownership	100.000	Berkshire Hathaway Inc.	NO	
			84-0856796				Johns Manville Corporation	.DE	NIA	Berkshire Hathaway Inc.	Ownership	100.000	Berkshire Hathaway Inc.	NO	
			98-0681826				Johns Manville Europe GmbH	.DEU	NIA	Johns Manville	Ownership	100.000	Berkshire Hathaway Inc.	NO	
							Johns Manville France S.A.R.L.	.FRA	NIA	Johns Manville Europe GmbH	Ownership	100.000	Berkshire Hathaway Inc.	NO	
			13-6034039				Johns Manville Fund, Inc.	.DE	NIA	Johns Manville Corporation	Ownership	100.000	Berkshire Hathaway Inc.	NO	
			98-1036381				Johns Manville GmbH	.DEU	NIA	Johns Manville Europe GmbH	Ownership	100.000	Berkshire Hathaway Inc.	NO	
			84-4036738				Johns Manville Hillsboro Plant LLC	.TX	NIA	Johns Manville	Ownership	100.000	Berkshire Hathaway Inc.	NO	
			98-1036399				Johns Manville International B.V.	.NLD	NIA	Johns Manville Europe GmbH	Ownership	100.000	Berkshire Hathaway Inc.	NO	
			98-1272652				Johns Manville LTD	.GBR	NIA	Johns Manville	Ownership	100.000	Berkshire Hathaway Inc.	NO	
							Johns Manville Ltd. (West Africa) Ltd.	.NGA	NIA	Johns Manville	Ownership	100.000	Berkshire Hathaway Inc.	NO	
							Johns Manville Polska Sp. z o.o.	.POL	NIA	Johns Manville International B.V.	Ownership	99.500	Berkshire Hathaway Inc.	NO	
							Johns Manville Polska Sp. z o.o.	.POL	NIA	Schuller GmbH	Ownership	0.500	Berkshire Hathaway Inc.	NO	
							Johns Manville S.r.l.	.ITA	NIA	Johns Manville Europe GmbH	Ownership	100.000	Berkshire Hathaway Inc.	NO	
			98-1036388				Johns Manville Sales GmbH	.DEU	NIA	Johns Manville Europe GmbH	Ownership	100.000	Berkshire Hathaway Inc.	NO	
							Johns Manville Sales GmbH (branch office Turkey)	.DEU	NIA	Johns Manville Sales GmbH	Ownership	100.000	Berkshire Hathaway Inc.	NO	
							Johns Manville Shanghai Nonovens Co., Ltd.	.CHN	NIA	Castigliano Vermögensverwaltungs GmbH	Ownership	100.000	Berkshire Hathaway Inc.	NO	
			98-1094419				Johns Manville Slovakia, a.s.	.SVK	NIA	Johns Manville Europe GmbH	Ownership	100.000	Berkshire Hathaway Inc.	NO	
							Jomac Canada Inc.	.CAN	NIA	Wells Lamont Industry Group LLC	Ownership	100.000	Berkshire Hathaway Inc.	NO	
			94-3342606				Jordan's Furniture, Inc.	.MA	NIA	Berkshire Hathaway Inc.	Ownership	100.000	Berkshire Hathaway Inc.	NO	
			98-0433156				Joya de Ceren Limitada, de C.V.	.SLV	NIA	Union Sales,LLC	Ownership	1.000	Berkshire Hathaway Inc.	NO	
			98-0433156				Joya de Ceren Limitada, de C.V.	.SLV	NIA	Union Underwear Company, Inc.	Ownership	99.000	Berkshire Hathaway Inc.	NO	
			75-2061724				Joyce Steel Erection LLC	.DE	NIA	Procrane Holdings, Inc.	Ownership	100.000	Berkshire Hathaway Inc.	NO	
			63-0833102				JRHBW Realty, Inc.	.AL	NIA	HomeServices of America, Inc.	Ownership	100.000	Berkshire Hathaway Inc.	NO	
			46-5277885				Jumbo Road Holdings, LLC	.DE	NIA	BHE Wind, LLC	Ownership	100.000	Berkshire Hathaway Inc.	NO	
			45-2428886				Justin Brands Canada, LLC	.DE	NIA	Justin Brands, Inc.	Ownership	100.000	Berkshire Hathaway Inc.	NO	
			75-2403338				Justin Brands, Inc.	.DE	NIA	BH Shoe Holdings, Inc.	Ownership	100.000	Berkshire Hathaway Inc.	NO	
			45-2632969				JVL 1721, LP	.MO	NIA	AHP Housing Fund 101, LLC	Ownership	98.990	Berkshire Hathaway Inc.	NO	
			82-1725948				K West Apartments LP	.OR	NIA	AHP Housing Fund 166, LLC	Ownership	99.990	Berkshire Hathaway Inc.	NO	
							K2023267932 (South Africa)	.ZAF	NIA	Lubrizol Luxembourg S.a.r.l.	Ownership	100.000	Berkshire Hathaway Inc.	NO	
			58-1360668				Kahn Ventures, Inc.	.GA	NIA	McLane Company, Inc.	Ownership	100.000	Berkshire Hathaway Inc.	NO	
							KainaLink, L.P.	.CAN	NIA	Altalink Management Ltd.	Ownership	0.010	Berkshire Hathaway Inc.	NO	
							KainaLink, L.P.	.CAN	NIA	Altalink, L.P.	Ownership	48.995	Berkshire Hathaway Inc.	NO	
			98-1142275				KALISTRUT Aerospace S.A.S.	.FRA	NIA	PCC UK Global Holdings Limited	Ownership	100.000	Berkshire Hathaway Inc.	NO	
			44-6000762				Kansas City Terminal Railway Company	.MO	NIA	BNSF Railway Company	Ownership	25.000	Berkshire Hathaway Inc.	NO	
			43-1887243				Kansas City Title, Inc.	.MO	NIA	Reece & Nichols Realtors, Inc.	Ownership	100.000	Berkshire Hathaway Inc.	NO	
			46-1934331				Katherine Estates, LP	.MO	NIA	AHP Housing Fund 102, LLC	Ownership	98.990	Berkshire Hathaway Inc.	NO	
			93-3962237				KCIC LIHC 10 LLC	.OH	NIA	Affordable Housing Partners, Inc.	Ownership	100.000	Berkshire Hathaway Inc.	NO	

ANNUAL STATEMENT FOR THE YEAR 2023 OF THE General Re Life Corporation

**SCHEDULE Y**

**PART 1A - DETAIL OF INSURANCE HOLDING COMPANY SYSTEM**

1	2	3	4	5	6	7	8	9	10	11	12	13	14	15	16
Group Code	Group Name	NAIC Company Code	ID Number	Federal RSSD	CIK	Name of Securities Exchange if Publicly Traded (U.S. or International)	Names of Parent, Subsidiaries Or Affiliates	Domiciliary Location	Relationship to Reporting Entity	Directly Controlled by (Name of Entity/Person)	Type of Control (Ownership, Board, Management, Attorney-in-Fact, Influence, Other)	If Control is Ownership Provide Percentage	Ultimate Controlling Entity(ies)/Person(s)	Is an SCA Filing Required? (Yes/No)	*
			93-1907645				KCIC LIHTC 6 LLC	DE	NIA	Affordable Housing Partners, Inc.	Ownership	100.000	Berkshire Hathaway Inc.	NO	
			20-8648861				Kearney I LLC	DE	NIA	Pilot Travel Centers LLC	Ownership	100.000	Berkshire Hathaway Inc.	NO	
			93-1916323				Keeler Park MTE LLC	DE	NIA	KCIC LIHTC 6 LLC	Ownership	100.000	Berkshire Hathaway Inc.	NO	
			84-5150269				Kelly Amusement Holdings, LLC	DE	NIA	Alleghany Capital Corporation	Ownership	100.000	Berkshire Hathaway Inc.	NO	
			84-5160796				Kelly Toys Holdings, LLC	DE	NIA	DBBH Motors LLC	Ownership	25.000	Berkshire Hathaway Inc.	NO	
			84-5160796				Kelly Toys Holdings, LLC	DE	NIA	Jazwares, LLC	Ownership	75.000	Berkshire Hathaway Inc.	NO	
			35-0815650				Kenny Kent Chevrolet Co., LLC	DE	NIA	Berkshire Hathaway Automotive Inc.	Ownership	96.000	Berkshire Hathaway Inc.	NO	
			95-3412882				Ken's Spray Equipment LLC	CA	NIA	Precision Castparts Corp.	Ownership	100.000	Berkshire Hathaway Inc.	NO	
			88-1079392				Kentmere at Hill Shop Road, LLC	GA	NIA	TP-CH JV, LLC	Ownership	100.000	Berkshire Hathaway Inc.	NO	
			31-1655556				Kentucky Residential Referral Service, LLC	KY	NIA	HomeServices K01, Inc.	Ownership	100.000	Berkshire Hathaway Inc.	NO	
			61-0366810				Kentucky Trailer Paint & Reconditioning Center, LLC	KY	NIA	R.C. Tway Company, LLC	Ownership	100.000	Berkshire Hathaway Inc.	NO	
			61-0366810				Kentucky Trailer Services, LLC	KY	NIA	R.C. Tway Company, LLC	Ownership	100.000	Berkshire Hathaway Inc.	NO	
			26-0177066				Kentwood Commercial, LLC	CO	NIA	Kentwood, LLC	Ownership	100.000	Berkshire Hathaway Inc.	NO	
			47-3977567				Kentwood Real Estate Services, LLC	CO	NIA	Kentwood, LLC	Ownership	100.000	Berkshire Hathaway Inc.	NO	
			26-0176956				Kentwood, LLC	CO	NIA	HomeServices of Colorado, LLC	Ownership	100.000	Berkshire Hathaway Inc.	NO	
			47-2432464				Keokuk Senior Lofts, LLC	IA	NIA	AHP Housing Fund 127, LLC	Ownership	99.990	Berkshire Hathaway Inc.	NO	
			36-4333144				Kerite LLC	DE	NIA	Marmon Wire & Cable, Inc.	Ownership	100.000	Berkshire Hathaway Inc.	NO	
			76-0185455				Kern River Gas Transmission Company	DE	NIA	KR Holding, LLC	Ownership	100.000	Berkshire Hathaway Inc.	NO	
			98-1243076				KG Coating Limited	GBR	NIA	SPS Technologies Limited	Ownership	100.000	Berkshire Hathaway Inc.	NO	
			98-1639401				Kiabay Unlimited Company	IRL	NIA	Anchorbuoy Ltd	Ownership	100.000	Berkshire Hathaway Inc.	NO	
							Kido International Limited	HKG	NIA	Shaw Industries Group, Inc.	Ownership	100.000	Berkshire Hathaway Inc.	NO	
			56-1758362				KINEXO, Inc.	NC	NIA	McLane Company, Inc.	Ownership	100.000	Berkshire Hathaway Inc.	NO	
			54-1831164				KITCO Fiber Optics, Inc.	VA	NIA	Marmon Wire & Cable, Inc.	Ownership	100.000	Berkshire Hathaway Inc.	NO	
			95-3211874				Klune Industries, Inc.	CA	NIA	Precision Castparts Corp.	Ownership	100.000	Berkshire Hathaway Inc.	NO	
							KMS Ltd.	KOR	NIA	Taegutec Ltd.	Ownership	100.000	Berkshire Hathaway Inc.	NO	
			23-2833579				Koehler-Bright Star LLC	DE	NIA	Marmon Engineered Components Company	Ownership	100.000	Berkshire Hathaway Inc.	NO	
			81-5195931				Kokomo RCF LP	IN	NIA	AHP Housing Fund 159, LLC	Ownership	99.990	Berkshire Hathaway Inc.	NO	
			75-3045251				KR Holding, LLC	DE	NIA	BHE Pipeline Group, LLC	Ownership	100.000	Berkshire Hathaway Inc.	NO	
							KT European Holdings, LLC	KY	NIA	R.C. Tway Company, LLC	Ownership	100.000	Berkshire Hathaway Inc.	NO	
							KT Smit Mobile Cooperatie	NLD	NIA	KT European Holdings, LLC	Ownership	0.010	Berkshire Hathaway Inc.	NO	
							KT Smit Mobile Cooperatie	NLD	NIA	R.C. Tway Company, LLC	Ownership	99.990	Berkshire Hathaway Inc.	NO	
			27-1102271				KTVT Motors, LLC	DE	NIA	Berkshire Hathaway Automotive Inc.	Ownership	86.000	Berkshire Hathaway Inc.	NO	
			98-0532789				Kunshan Ecolwater Systems Company Limited	CHN	NIA	Marmon Water Investments Pte. Ltd.	Ownership	100.000	Berkshire Hathaway Inc.	NO	
			26-0239834				KX Technologies LLC	DE	NIA	Marmon Water, Inc.	Ownership	100.000	Berkshire Hathaway Inc.	NO	
							KX Technologies Pte. Ltd.	SGP	NIA	Marmon Water (Singapore) Pte Ltd.	Ownership	45.720	Berkshire Hathaway Inc.	NO	
							KX Technologies Pte. Ltd.	SGP	NIA	Marmon Water, Inc.	Ownership	54.280	Berkshire Hathaway Inc.	NO	
							Kyoei Fire & Marine Insurance Co. Limited	GBR	IA	Tenecom Limited	Ownership	100.000	Berkshire Hathaway Inc.	NO	
			04-2294740				L. A. Darling Company LLC	DE	NIA	Marmon Retail Store Equipment LLC	Ownership	100.000	Berkshire Hathaway Inc.	NO	
			90-0016800				L. A. Terminals, Inc.	CA	NIA	Brilliant National Services, Inc.	Ownership	100.000	Berkshire Hathaway Inc.	NO	
							Laake GmbH	DEU	NIA	CTB Verwaltung GmbH	Ownership	100.000	Berkshire Hathaway Inc.	NO	
			83-1511108				Lake Meadows AL, LP	IN	NIA	AHP Housing Fund 216, LLC	Ownership	99.990	Berkshire Hathaway Inc.	NO	
			37-1770966				Lake Ridge LSL Senior, LP	MO	NIA	AHP Housing Fund 151, LLC	Ownership	98.990	Berkshire Hathaway Inc.	NO	
			98-0433157				Lamatepec Manufacturing, Limitada, de C.V.	SLV	NIA	Union Sales, LLC	Ownership	1.000	Berkshire Hathaway Inc.	NO	
			98-0433157				Lamatepec Manufacturing, Limitada, de C.V.	SLV	NIA	Union Underwear Company, Inc.	Ownership	99.000	Berkshire Hathaway Inc.	NO	
			20-3025379				Land Partners One, LLC	GA	NIA	Shaw Industries Group, Inc.	Ownership	100.000	Berkshire Hathaway Inc.	NO	
							Land Partners Two, LLC	DE	NIA	Shaw Industries Group, Inc.	Ownership	100.000	Berkshire Hathaway Inc.	NO	
0031	Berkshire Hathaway Group	33138	73-0994137				Landmark American Insurance Company	NH	IA	RSUI Indemnity Company	Ownership	100.000	Berkshire Hathaway Inc.	NO	
			88-0093923				Lands of Sierra, Inc.	NV	NIA	NV Energy, Inc.	Ownership	100.000	Berkshire Hathaway Inc.	NO	

53.50

ANNUAL STATEMENT FOR THE YEAR 2023 OF THE General Re Life Corporation

**SCHEDULE Y**  
**PART 1A - DETAIL OF INSURANCE HOLDING COMPANY SYSTEM**

1	2	3	4	5	6	7	8	9	10	11	12	13	14	15	16
Group Code	Group Name	NAIC Company Code	ID Number	Federal RSSD	CIK	Name of Securities Exchange if Publicly Traded (U.S. or International)	Names of Parent, Subsidiaries Or Affiliates	Domiciliary Location	Relationship to Reporting Entity	Directly Controlled by (Name of Entity/Person)	Type of Control (Ownership, Board, Management, Attorney-in-Fact, Influence, Other)	If Control is Ownership Provide Percentage	Ultimate Controlling Entity(ies)/Person(s)	Is an SCA Filing Required? (Yes/No)	*
			47-0816079				Larabee School of Real Estate, Inc.	NE	NIA	HomeServices of Nebraska, Inc.	Ownership	100.000	Berkshire Hathaway Inc.	NO	
							Larson-Juhl A.S.	NOR	NIA	Larson-Juhl International LLC	Ownership	100.000	Berkshire Hathaway Inc.	NO	
							Larson-Juhl Australia	AUS	NIA	Larson-Juhl International LLC	Ownership	100.000	Berkshire Hathaway Inc.	NO	
							Larson-Juhl Canada Ltd.	CAN	NIA	Larson-Juhl International LLC	Ownership	100.000	Berkshire Hathaway Inc.	NO	
			58-2140956				Larson-Juhl France LLC	GA	NIA	Larson-Juhl International LLC	Ownership	100.000	Berkshire Hathaway Inc.	NO	
			58-2233652				Larson-Juhl Germany	DEU	NIA	Larson-Juhl International LLC	Ownership	100.000	Berkshire Hathaway Inc.	NO	
			58-2140960				Larson-Juhl International LLC	GA	NIA	Albecca Inc.	Ownership	100.000	Berkshire Hathaway Inc.	NO	
							Larson-Juhl Ireland Ltd.	IRL	NIA	Northampton Acquisition Limited	Ownership	100.000	Berkshire Hathaway Inc.	NO	
			58-2233650				Larson-Juhl Korea, Limited	KOR	NIA	Larson-Juhl International LLC	Ownership	100.000	Berkshire Hathaway Inc.	NO	
							Larson-Juhl Netherlands B.V.	NLD	NIA	Larson-Juhl International LLC	Ownership	100.000	Berkshire Hathaway Inc.	NO	
							Larson-Juhl New Zealand Limited	NZL	NIA	Larson-Juhl International LLC	Ownership	100.000	Berkshire Hathaway Inc.	NO	
							Larson-Juhl Nippon Co., Ltd.	JPN	NIA	Larson-Juhl International LLC	Ownership	100.000	Berkshire Hathaway Inc.	NO	
							Larson-Juhl Qingdao Co. Ltd.	CHN	NIA	Larson-Juhl Nippon Co., Ltd.	Ownership	100.000	Berkshire Hathaway Inc.	NO	
							Larson-Juhl s.r.o.	CZE	NIA	Northampton Acquisition Limited	Ownership	100.000	Berkshire Hathaway Inc.	NO	
							Larson-Juhl Sweden A.B.	SWE	NIA	Larson-Juhl International LLC	Ownership	100.000	Berkshire Hathaway Inc.	NO	
			98-0221543				Larson-Juhl UK	GBR	NIA	Northampton Acquisition Limited	Ownership	100.000	Berkshire Hathaway Inc.	NO	
			58-2398627				Larson-Juhl US LLC	GA	NIA	Larson-Juhl International LLC	Ownership	100.000	Berkshire Hathaway Inc.	NO	
			47-1619707				Laurel Hill Venture, LLC	VA	NIA	AHP Housing Fund 111, LLC	Ownership	99.991	Berkshire Hathaway Inc.	NO	
							Leach & Garner (Guangzhou) Limited	CHN	NIA	Leach & Garner (HK) Limited	Ownership	100.000	Berkshire Hathaway Inc.	NO	
							Leach & Garner (HK) Limited	HKG	NIA	Richline Group, Inc.	Ownership	100.000	Berkshire Hathaway Inc.	NO	
			04-3034114				LeachGarner, Inc.	DE	NIA	Richline Group, Inc.	Ownership	100.000	Berkshire Hathaway Inc.	NO	
			98-0433159				Lempa Services, Limitada, de C.V.	SLV	NIA	Union Sales, LLC	Ownership	1.000	Berkshire Hathaway Inc.	NO	
			98-0433159				Lempa Services, Limitada, de C.V.	SLV	NIA	Union Underwear Company, Inc.	Ownership	99.000	Berkshire Hathaway Inc.	NO	
			98-1641965				Line Radharc Limited	IRL	NIA	Anchorbuoy Ltd	Ownership	100.000	Berkshire Hathaway Inc.	NO	
							Linesight AB	SWE	NIA	Anchorbuoy Ltd	Ownership	100.000	Berkshire Hathaway Inc.	NO	
			98-1642476				Linesight BV Belgium	BEL	NIA	Anchorbuoy Ltd	Ownership	100.000	Berkshire Hathaway Inc.	NO	
			98-1642275				Linesight Chile SPA	CHL	NIA	Anchorbuoy Ltd	Ownership	100.000	Berkshire Hathaway Inc.	NO	
			98-1641927				Linesight Company Limited	SAU	NIA	Anchorbuoy Ltd	Ownership	100.000	Berkshire Hathaway Inc.	NO	
			82-4414027				Linesight Consulting LLC	DE	NIA	Anchorbuoy Ltd	Ownership	100.000	Berkshire Hathaway Inc.	NO	
			98-1641362				Linesight consulting Private Ltd	IND	NIA	Anchorbuoy Ltd	Ownership	100.000	Berkshire Hathaway Inc.	NO	
			98-1641376				Linesight Consulting Shanghai Limited	CHN	NIA	Anchorbuoy Ltd	Ownership	100.000	Berkshire Hathaway Inc.	NO	
			98-1641871				Linesight DMCC	ARE	NIA	Anchorbuoy Ltd	Ownership	100.000	Berkshire Hathaway Inc.	NO	
			98-1641856				Linesight Finland Oy	FIN	NIA	Anchorbuoy Ltd	Ownership	100.000	Berkshire Hathaway Inc.	NO	
			98-1654665				Linesight GmbH	AUT	NIA	Anchorbuoy Ltd	Ownership	100.000	Berkshire Hathaway Inc.	NO	
							Linesight Inc	CAN	NIA	Anchorbuoy Ltd	Ownership	100.000	Berkshire Hathaway Inc.	NO	
			98-1641892				Linesight Italy SRL	ITA	NIA	Anchorbuoy Ltd	Ownership	100.000	Berkshire Hathaway Inc.	NO	
			98-1654320				Linesight Japan KK	JPN	NIA	Anchorbuoy Ltd	Ownership	100.000	Berkshire Hathaway Inc.	NO	
			98-1638458				Linesight Limited	ISR	NIA	Anchorbuoy Ltd	Ownership	100.000	Berkshire Hathaway Inc.	NO	
			98-1640459				Linesight Limited (IE)	IRL	NIA	Anchorbuoy Ltd	Ownership	100.000	Berkshire Hathaway Inc.	NO	
			98-1765248				Linesight Poland sp. z o.o.	POL	NIA	Anchorbuoy Ltd	Ownership	100.000	Berkshire Hathaway Inc.	NO	
			98-1641600				Linesight PTE Limited	SGP	NIA	Anchorbuoy Ltd	Ownership	100.000	Berkshire Hathaway Inc.	NO	
							Linesight PTE, Limited Taiwan Branch (Singapore)	TWN	NIA	Anchorbuoy Ltd	Ownership	100.000	Berkshire Hathaway Inc.	NO	
							Linesight S.A. DE C.V.	MEX	NIA	Anchorbuoy Ltd	Ownership	100.000	Berkshire Hathaway Inc.	NO	
							Linesight Sdn. Bhd (Malaysia)	MYS	NIA	Anchorbuoy Ltd	Ownership	100.000	Berkshire Hathaway Inc.	NO	
			98-1639768				Linesight Spain S.L.U	ESP	NIA	Anchorbuoy Ltd	Ownership	100.000	Berkshire Hathaway Inc.	NO	
			98-1663542				Linesight Switzerland Sarl	CHE	NIA	Anchorbuoy Ltd	Ownership	100.000	Berkshire Hathaway Inc.	NO	
							Linesight Uruguay S.A	URY	NIA	Anchorbuoy Ltd	Ownership	100.000	Berkshire Hathaway Inc.	NO	
			75-2458638				Lipotec USA, Inc.	TX	NIA	Lubrizol Advanced Materials, Inc.	Ownership	100.000	Berkshire Hathaway Inc.	NO	

53.51

ANNUAL STATEMENT FOR THE YEAR 2023 OF THE General Re Life Corporation

**SCHEDULE Y**

**PART 1A - DETAIL OF INSURANCE HOLDING COMPANY SYSTEM**

1	2	3	4	5	6	7	8	9	10	11	12	13	14	15	16
Group Code	Group Name	NAIC Company Code	ID Number	Federal RSSD	CIK	Name of Securities Exchange if Publicly Traded (U.S. or International)	Names of Parent, Subsidiaries Or Affiliates	Domiciliary Location	Relationship to Reporting Entity	Directly Controlled by (Name of Entity/Person)	Type of Control (Ownership, Board, Management, Attorney-in-Fact, Influence, Other)	If Control is Ownership Provide Percentage	Ultimate Controlling Entity(ies)/Person(s)	Is an SCA Filing Required? (Yes/No)	*
							Lipotec, S.A.	.ESP	NIA	LZHS Spain, S.L.	Ownership	100.000	Berkshire Hathaway Inc.	NO	
			73-6091775				LiquidPower Canada ULC	.CAN	NIA	LiquidPower Specialty Products Inc.	Ownership	100.000	Berkshire Hathaway Inc.	NO	
							LiquidPower Specialty Products Inc.	.DE	NIA	Berkshire Hathaway Inc.	Ownership	100.000	Berkshire Hathaway Inc.	NO	
			82-2247292				Lira s.r.o.	.CZE	NIA	Larson-Juhl UK	Ownership	100.000	Berkshire Hathaway Inc.	NO	
			82-5003723				LIV Boerne Hills, LP	.TX	NIA	AHP Housing Fund 205, LLC	Ownership	99.980	Berkshire Hathaway Inc.	NO	
			45-3003646				Live GMF, LLC	.NE	NIA	LMG Ventures, LLC	Ownership	50.100	Berkshire Hathaway Inc.	NO	
			27-5376340				Livingston Senior Housing, L.P.	.TN	NIA	AHP Housing Fund 43, LLC	Ownership	99.990	Berkshire Hathaway Inc.	NO	
			38-3761654				LJ Aero Holdings, Inc.	.DE	NIA	Precision Castparts Corp.	Ownership	100.000	Berkshire Hathaway Inc.	NO	
							LJ Synch Holdings, Inc.	.DE	NIA	Precision Castparts Corp.	Ownership	100.000	Berkshire Hathaway Inc.	NO	
							LLC Iscar	.RUS	NIA	IMC International Metalworking Companies Inc.	Ownership	100.000	Berkshire Hathaway Inc.	NO	
							LLC Iscar Ukraine	.UKR	NIA	LLC TaeguTec Ukraine	Ownership	100.000	Berkshire Hathaway Inc.	NO	
							LLC TaeguTec RUS	.RUS	NIA	IMC International Metalworking Companies Inc.	Ownership	100.000	Berkshire Hathaway Inc.	NO	
							LLC TaeguTec Ukraine	.UKR	NIA	IMC International Metalworking Companies Inc.	Ownership	58.000	Berkshire Hathaway Inc.	NO	
			37-1650069				LMG Ventures, LLC	.TX	NIA	Nebraska Furniture Mart, Inc.	Ownership	100.000	Berkshire Hathaway Inc.	NO	
			81-4588331				Loch Vale Logistics, Inc.	.TX	NIA	McLane Company, Inc.	Ownership	100.000	Berkshire Hathaway Inc.	NO	
			45-4645174				Lofts at Roberts, LLC	.IN	NIA	AHP Housing Fund 18, LLC	Ownership	99.990	Berkshire Hathaway Inc.	NO	
			45-4738103				Logan 24, LP, an Iowa Limited Partnership	.IA	NIA	AHP Housing Fund 29, LLC	Ownership	99.990	Berkshire Hathaway Inc.	NO	
			22-3769127				Logistics shipping USA	.NJ	NIA	BNSF Logistics International, LLC	Ownership	100.000	Berkshire Hathaway Inc.	NO	
			48-1230035				Lone Star Buick-GMC II, LLC	.DE	NIA	Berkshire Hathaway Automotive Inc.	Ownership	81.000	Berkshire Hathaway Inc.	NO	
			54-1182547				Long & Foster Institute of Real Estate, LLC	.VA	NIA	The Long & Foster Companies, Inc.	Ownership	100.000	Berkshire Hathaway Inc.	NO	
			54-1058190				Long & Foster Insurance Agency, LLC	.VA	NIA	The Long & Foster Companies, Inc.	Ownership	100.000	Berkshire Hathaway Inc.	NO	
			27-1697658				Long & Foster Mortgage Ventures, Inc.	.VA	NIA	The Long & Foster Companies, Inc.	Ownership	100.000	Berkshire Hathaway Inc.	NO	
			54-0840457				Long & Foster Real Estate, Inc.	.VA	NIA	The Long & Foster Companies, Inc.	Ownership	100.000	Berkshire Hathaway Inc.	NO	
			93-0588053				Longview Switching Company	.WA	NIA	BNSF Railway Company	Ownership	50.000	Berkshire Hathaway Inc.	NO	
			45-5339440				Loretta Hall, LP	.MO	NIA	AHP Housing Fund 36, LLC	Ownership	98.990	Berkshire Hathaway Inc.	NO	
			95-6001943				Los Angeles Junction Railway Company	.CA	NIA	BNSF Railway Company	Ownership	100.000	Berkshire Hathaway Inc.	NO	
			88-0687592				Los Tios Land and Cattle LLC	.DE	NIA	Pilot Water Solutions LLC	Ownership	100.000	Berkshire Hathaway Inc.	NO	
			82-3203180				Louden Housing LLC	.IA	NIA	AHP Housing Fund 188, LLC	Ownership	99.990	Berkshire Hathaway Inc.	NO	
			39-1712043				Lovejoy Realty, Inc.	.WI	NIA	HomeServices of Minnesota, LLC	Ownership	100.000	Berkshire Hathaway Inc.	NO	
			27-1467526				Lovejoy Referral Network LLC	.WI	NIA	HomeServices of Minnesota, LLC	Ownership	100.000	Berkshire Hathaway Inc.	NO	
			47-1252217				LSP Holding, Inc.	.DE	NIA	LiquidPower Specialty Products Inc.	Ownership	100.000	Berkshire Hathaway Inc.	NO	
			47-1539501				LSP Transport, LLC	.DE	NIA	LiquidPower Specialty Products Inc.	Ownership	100.000	Berkshire Hathaway Inc.	NO	
			83-2547400				LSPI Holdings Inc.	.DE	NIA	LiquidPower Specialty Products Inc.	Ownership	100.000	Berkshire Hathaway Inc.	NO	
			98-1041273				Lubrizol Additive (Zhuohai) Co., Ltd.	.CHN	NIA	Lubrizol Southeast Asia (Pte.) Ltd.	Ownership	100.000	Berkshire Hathaway Inc.	NO	
			98-0564691				Lubrizol Adibis Holdings (UK) Limited	.GBR	NIA	Lubrizol Luxembourg S.a.r.l.	Ownership	100.000	Berkshire Hathaway Inc.	NO	
			98-0209586				Lubrizol Advanced Materials Europe BV	.BEL	NIA	Lubrizol Luxembourg S.a.r.l.	Ownership	100.000	Berkshire Hathaway Inc.	NO	
			51-0340498				Lubrizol Advanced Materials FCC, LLC	.DE	NIA	Lubrizol Advanced Materials, Inc.	Ownership	100.000	Berkshire Hathaway Inc.	NO	
							Lubrizol Advanced Materials France SAS	.FRA	NIA	Lubrizol Luxembourg S.a.r.l.	Ownership	100.000	Berkshire Hathaway Inc.	NO	
							Lubrizol Advanced Materials Holding Corporation	.DE	NIA	Lubrizol Advanced Materials, Inc.	Ownership	100.000	Berkshire Hathaway Inc.	NO	
			31-1231786				Lubrizol Advanced Materials India Private Limited	.IND	NIA	Lubrizol Luxembourg S.a.r.l.	Ownership	26.000	Berkshire Hathaway Inc.	NO	
							Lubrizol Advanced Materials India Private Limited	.IND	NIA	Novon Hilton Davis, Inc.	Ownership	74.000	Berkshire Hathaway Inc.	NO	
			13-4143923				Lubrizol Advanced Materials International, LLC	.DE	NIA	Lubrizol Overseas Trading Corporation	Ownership	100.000	Berkshire Hathaway Inc.	NO	

53.52



ANNUAL STATEMENT FOR THE YEAR 2023 OF THE General Re Life Corporation

**SCHEDULE Y**

**PART 1A - DETAIL OF INSURANCE HOLDING COMPANY SYSTEM**

1	2	3	4	5	6	7	8	9	10	11	12	13	14	15	16
Group Code	Group Name	NAIC Company Code	ID Number	Federal RSSD	CIK	Name of Securities Exchange if Publicly Traded (U.S. or International)	Names of Parent, Subsidiaries Or Affiliates	Domiciliary Location	Relationship to Reporting Entity	Directly Controlled by (Name of Entity/Person)	Type of Control (Ownership, Board, Management, Attorney-in-Fact, Influence, Other)	If Control is Ownership Provide Percentage	Ultimate Controlling Entity(ies)/Person(s)	Is an SCA Filing Required? (Yes/No)	*
			98-0336497				Lubrizol Advanced Materials Malaysia Sdn. Bhd.	.MYS	NIA	Lubrizol Advanced Materials Europe BV	Ownership	100.000	Berkshire Hathaway Inc.	NO	
			98-0336497				Lubrizol Advanced Materials Realty Europe BV	.MYS	NIA	Lubrizol Advanced Materials Europe BV	Ownership	100.000	Berkshire Hathaway Inc.	NO	
			98-0339020				Lubrizol Advanced Materials Resin B.V.	.BEL	NIA	Lubrizol Luxembourg S.a.r.l.	Ownership	100.000	Berkshire Hathaway Inc.	NO	
			98-0342349				Lubrizol Advanced Materials Spain, S.L.	.NLD	NIA	Lubrizol Luxembourg S.a.r.l.	Ownership	100.000	Berkshire Hathaway Inc.	NO	
			98-0342349				Lubrizol Advanced Materials Spain, S.L.	.ESP	NIA	Lubrizol Advanced Materials Europe BV	Ownership	100.000	Berkshire Hathaway Inc.	NO	
			13-4143915				Lubrizol Advanced Materials International, LLC	.ESP	NIA	Lubrizol Advanced Materials Europe BV	Ownership	100.000	Berkshire Hathaway Inc.	NO	
			52-2349524				Lubrizol Canada Limited	.DE	NIA	Lubrizol Advanced Materials International, LLC	Ownership	100.000	Berkshire Hathaway Inc.	NO	
							Lubrizol de Mexico Comercial S. de R.L. de C.V.	.CAN	NIA	Lubrizol Management UK Limited	Ownership	100.000	Berkshire Hathaway Inc.	NO	
							Lubrizol de Mexico Comercial S. de R.L. de C.V.	.MEX	NIA	Lubrizol Overseas Trading Corporation	Ownership	99.990	Berkshire Hathaway Inc.	NO	
							Lubrizol Deutschland GmbH	.MEX	NIA	The Lubrizol Corporation	Ownership	0.010	Berkshire Hathaway Inc.	NO	
							Lubrizol Deutschland GmbH	.DEU	NIA	Lubrizol Luxembourg S.a.r.l.	Ownership	93.000	Berkshire Hathaway Inc.	NO	
							Lubrizol Deutschland GmbH	.DEU	NIA	Lubrizol Overseas Trading Corporation	Ownership	1.000	Berkshire Hathaway Inc.	NO	
							Lubrizol Deutschland GmbH	.DEU	NIA	Lubrizol Overseas Trading Corporation & Co. KG	Ownership	6.000	Berkshire Hathaway Inc.	NO	
			98-1266881				Lubrizol Deutschland Realty GmbH & Co. KG	.DEU	NIA	Lubrizol Deutschland GmbH	Ownership	80.000	Berkshire Hathaway Inc.	NO	
			98-1266881				Lubrizol Deutschland Realty GmbH & Co. KG	.DEU	NIA	The Lubrizol Corporation	Ownership	20.000	Berkshire Hathaway Inc.	NO	
			98-1229344				Lubrizol do Brasil Aditivos, Ltda.	.BRA	NIA	Lubrizol Management UK Limited	Ownership	100.000	Berkshire Hathaway Inc.	NO	
			98-0209583				Lubrizol Europe Coordination Center BV	.BEL	NIA	Lubrizol Luxembourg S.a.r.l.	Ownership	100.000	Berkshire Hathaway Inc.	NO	
			34-6500595				Lubrizol Foundation, The	.OH	NIA	The Lubrizol Corporation	Ownership	100.000	Berkshire Hathaway Inc.	NO	
			90-0785520				Lubrizol France SAS	.FRA	NIA	Lubrizol Luxembourg S.a.r.l.	Ownership	100.000	Berkshire Hathaway Inc.	NO	
							Lubrizol Gesellschaft m.b.H.	.AUT	NIA	Lubrizol Overseas Trading Corporation	Ownership	100.000	Berkshire Hathaway Inc.	NO	
			51-0408646				Lubrizol Global Management, Inc.	.DE	NIA	Lubrizol Advanced Materials Holding Corporation	Ownership	2.710	Berkshire Hathaway Inc.	NO	
			51-0408646				Lubrizol Global Management, Inc.	.DE	NIA	Lubrizol Advanced Materials, Inc.	Ownership	91.655	Berkshire Hathaway Inc.	NO	
			51-0408646				Lubrizol Global Management, Inc.	.DE	NIA	Lubrizol Overseas Trading Corporation	Ownership	5.635	Berkshire Hathaway Inc.	NO	
							Lubrizol India Private Limited	.IND	NIA	The Lubrizol Corporation	Ownership	74.000	Berkshire Hathaway Inc.	NO	
			34-1368171				Lubrizol Inter-Americas Corporation	.NV	NIA	The Lubrizol Corporation	Ownership	100.000	Berkshire Hathaway Inc.	NO	
							Lubrizol International Luxembourg S.a.r.l.	.LUX	NIA	Lubrizol Management UK Limited	Ownership	100.000	Berkshire Hathaway Inc.	NO	
							Lubrizol International Trading (Zhuohai) Co., Ltd.	.CHN	NIA	Lubrizol Southeast Asia (Pte.) Ltd.	Ownership	100.000	Berkshire Hathaway Inc.	NO	
			98-1279098				Lubrizol International, Inc.	.DE	NIA	Lubrizol Global Management, Inc.	Ownership	100.000	Berkshire Hathaway Inc.	NO	
			98-0398945				Lubrizol Italia S.r.l.	.ITA	NIA	Lubrizol Luxembourg S.a.r.l.	Ownership	100.000	Berkshire Hathaway Inc.	NO	
			98-1021536				Lubrizol Japan Limited	.JPN	NIA	Lubrizol Management UK Limited	Ownership	100.000	Berkshire Hathaway Inc.	NO	
							Lubrizol Korea, Inc.	.KOR	NIA	Lubrizol Management UK Limited	Ownership	100.000	Berkshire Hathaway Inc.	NO	
			26-0557338				Lubrizol Life Science, Inc.	.DE	NIA	Lubrizol Advanced Materials, Inc.	Ownership	100.000	Berkshire Hathaway Inc.	NO	
			30-0660947				Lubrizol Limited	.GBR	NIA	Lubrizol Luxembourg S.a.r.l.	Ownership	100.000	Berkshire Hathaway Inc.	NO	
			98-0470798				Lubrizol Luxembourg S.a.r.l.	.LUX	NIA	Lubrizol Management UK Limited	Ownership	100.000	Berkshire Hathaway Inc.	NO	
							Lubrizol Management (Shanghai) Co., Ltd.	.CHN	NIA	Lubrizol Shanghai Investments II Limited	Ownership	100.000	Berkshire Hathaway Inc.	NO	
							Lubrizol Management UK Limited	.GBR	NIA	Lubrizol Global Management, Inc.	Ownership	100.000	Berkshire Hathaway Inc.	NO	
							Lubrizol Manufacturing India Private Limited	.IND	NIA	Lubrizol Advanced Materials, Inc.	Ownership	26.000	Berkshire Hathaway Inc.	NO	
							Lubrizol Manufacturing India Private Limited	.IND	NIA	The Lubrizol Corporation	Ownership	74.000	Berkshire Hathaway Inc.	NO	
			51-6146748				Lubrizol Overseas Trading Corporation	.DE	NIA	The Lubrizol Corporation	Ownership	100.000	Berkshire Hathaway Inc.	NO	

53.53

ANNUAL STATEMENT FOR THE YEAR 2023 OF THE General Re Life Corporation

**SCHEDULE Y**

**PART 1A - DETAIL OF INSURANCE HOLDING COMPANY SYSTEM**

1	2	3	4	5	6	7	8	9	10	11	12	13	14	15	16
Group Code	Group Name	NAIC Company Code	ID Number	Federal RSSD	CIK	Name of Securities Exchange if Publicly Traded (U.S. or International)	Names of Parent, Subsidiaries Or Affiliates	Domiciliary Location	Relationship to Reporting Entity	Directly Controlled by (Name of Entity/Person)	Type of Control (Ownership, Board, Management, Attorney-in-Fact, Influence, Other)	If Control is Ownership Provide Percentage	Ultimate Controlling Entity(ies)/Person(s)	Is an SCA Filing Required? (Yes/No)	*
			98-0470802				Lubrizon Overseas Trading Corporation & Co. KG	.DEU	NIA	Lubrizon Luxembourg S.a.r.l.	Ownership	99.000	Berkshire Hathaway Inc.	NO	
			98-0470802				Lubrizon Overseas Trading Corporation & Co. KG	.DEU	NIA	Lubrizon Overseas Trading Corporation	Ownership	1.000	Berkshire Hathaway Inc.	NO	
							Lubrizon Shanghai Investments I Limited	.HKG	NIA	Lubrizon Southeast Asia (Pte.) Ltd.	Ownership	100.000	Berkshire Hathaway Inc.	NO	
							Lubrizon Shanghai Investments II Limited	.HKG	NIA	Lubrizon Southeast Asia (Pte.) Ltd.	Ownership	100.000	Berkshire Hathaway Inc.	NO	
							Lubrizon South Africa (Pty.) Ltd.	.ZAF	NIA	Lubrizon Adibis Holdings (UK) Limited	Ownership	99.000	Berkshire Hathaway Inc.	NO	
							Lubrizon South Africa (Pty.) Ltd.	.ZAF	NIA	Lubrizon Canada Limited	Ownership	1.000	Berkshire Hathaway Inc.	NO	
			98-1041251				Lubrizon Southeast Asia (Pte.) Ltd.	.SGP	NIA	Lubrizon Advanced Materials Europe BV	Ownership	100.000	Berkshire Hathaway Inc.	NO	
			98-1041251				Lubrizon Southeast Asia (Pte.) Ltd.	.SGP	NIA	Lubrizon Advanced Materials Europe BV	Ownership	100.000	Berkshire Hathaway Inc.	NO	
							Lubrizon Specialty Chemicals Manufacturing (Shanghai) Co., Ltd.	.CHN	NIA	Lubrizon Southeast Asia (Pte.) Ltd.	Ownership	100.000	Berkshire Hathaway Inc.	NO	
							Lubrizon Specialty Products KAZ LLP	.KAZ	NIA	Flow Improvers LLC	Ownership	0.010	Berkshire Hathaway Inc.	NO	
							Lubrizon Specialty Products KAZ LLP	.KAZ	NIA	LiquidPower Specialty Products Inc.	Ownership	99.990	Berkshire Hathaway Inc.	NO	
							Lubrizon Specialty Products RUS LLC	.RUS	NIA	Flow Improvers LLC	Ownership	0.010	Berkshire Hathaway Inc.	NO	
							Lubrizon Specialty Products RUS LLC	.RUS	NIA	LiquidPower Specialty Products Inc.	Ownership	99.990	Berkshire Hathaway Inc.	NO	
							Lubrizon Transarabian Co. Ltd.	.SAU	NIA	The Lubrizon Corporation	Ownership	87.140	Berkshire Hathaway Inc.	NO	
							Lubrizon Turkey Özel Kimyasallar Yönetimi Limited Sirketi	.TUR	NIA	Lubrizon Overseas Trading Corporation	Ownership	100.000	Berkshire Hathaway Inc.	NO	
			75-2827238				Luke Motor Company II, LLC	.DE	NIA	Berkshire Hathaway Automotive Inc.	Ownership	81.000	Berkshire Hathaway Inc.	NO	
			37-1666592				Lutkin Bayou Drew. L.P.	.MS	NIA	AHP Housing Fund 37, LLC	Ownership	99.990	Berkshire Hathaway Inc.	NO	
			86-0907173				LVN Motors, LLC	.DE	NIA	Berkshire Hathaway Automotive Inc.	Ownership	78.000	Berkshire Hathaway Inc.	NO	
			86-0907173				LVN Motors, LLC	.DE	NIA	BHA Minority Interest Holdco, Inc.	Ownership	18.000	Berkshire Hathaway Inc.	NO	
										Geronimo Community Solar Gardens Holding Company, LLC	Ownership	100.000	Berkshire Hathaway Inc.	NO	
			37-1794122				Lyra Community Solar Gardens, LLC	.MN	NIA	Lyra Community Solar Gardens, LLC	Ownership	100.000	Berkshire Hathaway Inc.	NO	
			47-5418219				Lyra CSG1, LLC	.MN	NIA	Lyra Community Solar Gardens, LLC	Ownership	100.000	Berkshire Hathaway Inc.	NO	
			47-5429274				Lyra CSG2, LLC	.MN	NIA	Lyra Community Solar Gardens, LLC	Ownership	100.000	Berkshire Hathaway Inc.	NO	
			47-5443991				Lyra CSG3, LLC	.MN	NIA	Lyra Community Solar Gardens, LLC	Ownership	100.000	Berkshire Hathaway Inc.	NO	
			98-1062611				LZHS Spain, S.L.	.ESP	NIA	Lubrizon Luxembourg S.a.r.l.	Ownership	100.000	Berkshire Hathaway Inc.	NO	
			74-2633184				M & C Products, Inc.	.TX	NIA	McLane Company, Inc.	Ownership	100.000	Berkshire Hathaway Inc.	NO	
			20-4293805				M & M Ranch Acquisition Company, LLC	.DE	NIA	M & M Ranch Holding Company, LLC	Ownership	100.000	Berkshire Hathaway Inc.	NO	
			20-4294069				M & M Ranch Holding Company, LLC	.DE	NIA	Berkshire Hathaway Energy Company	Ownership	100.000	Berkshire Hathaway Inc.	NO	
			41-6007409				M T Properties, Inc.	.MN	NIA	BNSF Railway Company	Ownership	43.300	Berkshire Hathaway Inc.	NO	
			26-0432240				M&M Manufacturing, Inc.	.DE	NIA	Marmon Holdings, Inc.	Ownership	100.000	Berkshire Hathaway Inc.	NO	
			36-3242330				M/K Express Company LLC	.DE	NIA	Marmon/Keystone LLC	Ownership	100.000	Berkshire Hathaway Inc.	NO	
			14-1789701				M2 Liability Solutions, Inc	.NY	NIA	MLMIC Insurance Company	Ownership	100.000	Berkshire Hathaway Inc.	NO	
			94-1492715				Maoperson Western Tool & Supply Co., LLC	.DE	NIA	ITTI Investment Holdings Inc.	Ownership	100.000	Berkshire Hathaway Inc.	NO	
			06-1403773				Macro Retailing, LLC	.DE	NIA	H. H. Brown Shoe Company, Inc.	Ownership	100.000	Berkshire Hathaway Inc.	NO	
			61-1730032				Madison Heights Phase I, LLC	.WI	NIA	AHP Housing Fund 106, LLC	Ownership	99.990	Berkshire Hathaway Inc.	NO	
			30-0808783				Madison Heights Phase II, LLC	.WI	NIA	AHP Housing Fund 107, LLC	Ownership	99.990	Berkshire Hathaway Inc.	NO	
							Madison Leasing, S.A. de C.V.	.MEX	NIA	Marmon Transportation Services LLC	Ownership	0.002	Berkshire Hathaway Inc.	NO	
							Madison Leasing, S.A. de C.V.	.MEX	NIA	Union Tank Car Company	Ownership	99.998	Berkshire Hathaway Inc.	NO	
			33-0560469				Magma Land Company I	.NV	NIA	Magma Power Company	Ownership	100.000	Berkshire Hathaway Inc.	NO	
							Magma Netherlands B.V.	.NLD	NIA	CalEnergy Investments C.V.	Ownership	100.000	Berkshire Hathaway Inc.	NO	
			95-3694478				Magma Power Company	.NV	NIA	CE Generation, LLC	Ownership	100.000	Berkshire Hathaway Inc.	NO	
			33-0557782				Magma/Geo-83 JV	.CA	NIA	Magma Power Company	Ownership	90.000	Berkshire Hathaway Inc.	NO	
			46-3098678				Magna Van Development Company, LLC	.KY	NIA	R.C. Tway Company, LLC	Ownership	50.000	Berkshire Hathaway Inc.	NO	
							Magnolia Group Limited	.GBR	NIA	Northampton Acquisition Limited	Ownership	100.000	Berkshire Hathaway Inc.	NO	
							Magnolia Ventures LLC	.DE	NIA	Union Underwear Company, Inc.	Ownership	100.000	Berkshire Hathaway Inc.	NO	
			62-1700443				Majestic 21	.FL	NIA	21st Mortgage Corporation	Ownership	50.000	Berkshire Hathaway Inc.	NO	

53.54

ANNUAL STATEMENT FOR THE YEAR 2023 OF THE General Re Life Corporation

**SCHEDULE Y**

**PART 1A - DETAIL OF INSURANCE HOLDING COMPANY SYSTEM**

1	2	3	4	5	6	7	8	9	10	11	12	13	14	15	16
Group Code	Group Name	NAIC Company Code	ID Number	Federal RSSD	CIK	Name of Securities Exchange if Publicly Traded (U.S. or International)	Names of Parent, Subsidiaries Or Affiliates	Domiciliary Location	Relationship to Reporting Entity	Directly Controlled by (Name of Entity/Person)	Type of Control (Ownership, Board, Management, Attorney-in-Fact, Influence, Other)	If Control is Ownership Provide Percentage	Ultimate Controlling Entity(ies)/Person(s)	Is an SCA Filing Required? (Yes/No)	*
			27-0168957				Manufacturas Villanueva S. de R.L. e C.V. ... Manufacturas Villanueva S. de R.L. e C.V. ... Manufacturing Solutions of Minnesota, LLC ... Manville Mexicana S.A. de C.V. ....	.HND... .HND... .DE... .MEX...	NIA... NIA... NIA... NIA...	Union Sales, LLC. .... Union Underwear Company, Inc. .... ITTI Investment Holdings Inc. .... Johns Manville Corporation ..... Geronimo Community Solar Gardens Holding Company, LLC .....	Ownership... Ownership... Ownership... Ownership...	2.000 ... .98.000 ... .51.000 ... 100.000 ...	Berkshire Hathaway Inc. .... Berkshire Hathaway Inc. .... Berkshire Hathaway Inc. .... Berkshire Hathaway Inc. ....	NO... NO... NO... NO...	
			35-2534346 47-4258920 47-4267285 35-2011822 35-2657517 47-5342147				Mapleton Community Solar, LLC ..... Mapleton CSG1, LLC ..... Mapleton CSG2, LLC ..... Mapletree Transportation ..... Marbella Apartments, LLC ..... Mariah del Norte LLC ..... Marmon Aerospace & Defense LLC .....	.MN... .MN... .MN... .IN... .NM... .DE... .DE...	NIA... NIA... NIA... NIA... NIA... NIA... NIA...	Mapleton Community Solar, LLC ..... Mapleton Community Solar, LLC ..... Mapleton Community Solar, LLC ..... Forest River, Inc. .... AHP Housing Fund 214, LLC ..... FR Mariah Holdings II, LLC ..... RSCC Wire & Cable LLC .....	Ownership... Ownership... Ownership... Ownership... Ownership... Ownership... Ownership...	100.000 ... 100.000 ... 100.000 ... 100.000 ... 99.990 ... 100.000 ... 100.000 ...	Berkshire Hathaway Inc. .... Berkshire Hathaway Inc. .... Berkshire Hathaway Inc. .... Berkshire Hathaway Inc. .... Berkshire Hathaway Inc. .... Berkshire Hathaway Inc. .... Berkshire Hathaway Inc. ....	NO... NO... NO... NO... NO... NO... NO...	
			41-1506059 98-1041887				Marmon Beverage Technologies Espana, S.A. .... Marmon Beverage Technologies Espana, S.A. .... Marmon Beverage Technologies, Inc. .... Marmon Construction Services (Australia) Holdings Pty Ltd. ....	.ESP... .ESP... .DE... .AUS...	NIA... NIA... NIA... NIA...	Marmon Foodservice Technologies, Inc. .... Marmon Foodservice Technologies, Inc. .... Marmon Food, Beverage & Water Technologies Company LLC .....	Ownership... Ownership... Ownership...	100.000 ... 100.000 ... 100.000 ...	Berkshire Hathaway Inc. .... Berkshire Hathaway Inc. .... Berkshire Hathaway Inc. ....	NO... NO... NO...	
			32-0023592 32-0023593 36-4750741 82-0641380 81-3396562				Marmon Cornelius (Singapore) Pte. Ltd. .... Marmon Crane (Australia) Pty Ltd ..... Marmon Crane Services, Inc. .... Marmon Distribution Services, Inc. .... Marmon Energy Italia S.r.l. .... Marmon Energy Services Company ..... Marmon Engine Controls LLC .....	.SGP... .AUS... .DE... .DE... .ITA... .DE... .DE...	NIA... NIA... NIA... NIA... NIA... NIA... NIA...	Procrane Inc. .... Marmon Food, Beverage & Water Technologies Company LLC .....	Ownership... Ownership...	100.000 ... 100.000 ...	Berkshire Hathaway Inc. .... Berkshire Hathaway Inc. ....	NO... NO...	
			32-0023596 30-0668855				Marmon Engineered Components Company ..... Marmon Engineered Wire & Cable LLC ..... Marmon Food Processing Italia S.r.l. .... Marmon Food, Beverage & Water Technologies Company LLC .....	.DE... .DE... .ITA... .DE...	NIA... NIA... NIA... NIA...	Perfection Hy-Test Company ..... Marmon Holdings, Inc. .... Marmon Wire & Cable, Inc. .... Marmon Italia S.r.l. ....	Ownership... Ownership... Ownership... Ownership...	99.900 ... 100.000 ... 100.000 ... 100.000 ...	Berkshire Hathaway Inc. .... Berkshire Hathaway Inc. .... Berkshire Hathaway Inc. .... Berkshire Hathaway Inc. ....	NO... NO... NO... NO...	
			46-4295495				Marmon Foodservice Manufacturing s.r.o. .... Marmon Foodservice Technologies UK Limited .. Marmon Foodservice Technologies, Europe GmbH .....	.CZE... .GBR... .DEU...	NIA... NIA... NIA...	Marmon Retail Technologies Company ..... Cornelius Deutschland GmbH ..... Marmon Food, Beverage & Water Technologies Company LLC .....	Ownership... Ownership... Ownership...	100.000 ... 100.000 ... 100.000 ...	Berkshire Hathaway Inc. .... Berkshire Hathaway Inc. .... Berkshire Hathaway Inc. ....	NO... NO... NO...	
			41-0204600 98-0109780				Marmon Foodservice Technologies, Europe GmbH .. Marmon Foodservice Technologies, Inc. .... Marmon Group Limited, The .....	.DEU... .MN... .GBR...	NIA... NIA... NIA...	Marmon Foodservice Technologies, Inc. .... Marmon Beverage Technologies, Inc. .... Marmon Holdings, Inc. ....	Ownership... Ownership... Ownership...	100.000 ... 100.000 ... 100.000 ...	Berkshire Hathaway Inc. .... Berkshire Hathaway Inc. .... Berkshire Hathaway Inc. ....	NO... NO... NO...	
			32-0023594 98-0367577 98-0367577 36-3104690 82-1091115				Marmon Highway Technologies LLC ..... Marmon Holdings Corporation ..... Marmon Holdings Corporation ..... Marmon Holdings, Inc. .... Marmon Industrial Services LLC .....	.DE... .CAN... .CAN... .DE... .DE...	NIA... NIA... NIA... NIA... NIA...	Marmon Retail & Highway Technologies Company LLC ..... Marmon Holdings, Inc. .... The Marmon Group of Canada Ltd. .... Berkshire Hathaway Inc. .... Marmon Crane Services, Inc. ....	Ownership... Ownership... Ownership... Ownership... Ownership...	100.000 ... .76.300 ... .23.700 ... 100.000 ... 100.000 ...	Berkshire Hathaway Inc. .... Berkshire Hathaway Inc. .... Berkshire Hathaway Inc. .... Berkshire Hathaway Inc. .... Berkshire Hathaway Inc. ....	NO... NO... NO... NO... NO...	

53.55

ANNUAL STATEMENT FOR THE YEAR 2023 OF THE General Re Life Corporation

**SCHEDULE Y**

**PART 1A - DETAIL OF INSURANCE HOLDING COMPANY SYSTEM**

1	2	3	4	5	6	7	8	9	10	11	12	13	14	15	16
Group Code	Group Name	NAIC Company Code	ID Number	Federal RSSD	CIK	Name of Securities Exchange if Publicly Traded (U.S. or International)	Names of Parent, Subsidiaries Or Affiliates	Domiciliary Location	Relationship to Reporting Entity	Directly Controlled by (Name of Entity/Person)	Type of Control (Ownership, Board, Management, Attorney-in-Fact, Influence, Other)	If Control is Ownership Provide Percentage	Ultimate Controlling Entity(ies)/Person(s)	Is an SCA Filing Required? (Yes/No)	*
			22-2444063				Marmon Industrial Water Limited	..CAN	.....NIA	Marmon Industrial Water LLC	Ownership	100.000	Berkshire Hathaway Inc.	.....NO	
							Marmon Industrial Water LLC	..DE	.....NIA	Marmon Water, Inc.	Ownership	100.000	Berkshire Hathaway Inc.	.....NO	
			41-1998438				Marmon Italia S.r.l.	..ITA	.....NIA	Marmon Retail Technologies Company	Ownership	100.000	Berkshire Hathaway Inc.	.....NO	
			41-1998438				Marmon Link Inc.	..DE	.....NIA	Marmon Foodservice Technologies, Inc.	Ownership	100.000	Berkshire Hathaway Inc.	.....NO	
							Marmon Link Inc.	..DE	.....NIA	Marmon Foodservice Technologies, Inc.	Ownership	100.000	Berkshire Hathaway Inc.	.....NO	
			41-1927805				Marmon Logistics Inc.	..CAN	.....NIA	Marmon Industrial Services LLC	Ownership	100.000	Berkshire Hathaway Inc.	.....NO	
			30-0759982				Marmon Metal Solutions, Inc.	..MN	.....NIA	Marmon Distribution Services, Inc.	Ownership	100.000	Berkshire Hathaway Inc.	.....NO	
			85-3830786				Marmon Rail Group, Inc.	..DE	.....NIA	Marmon Energy Services Company	Ownership	100.000	Berkshire Hathaway Inc.	.....NO	
			41-1962963				Marmon Railroad Services LLC	..DE	.....NIA	Marmon Transportation Services LLC	Ownership	100.000	Berkshire Hathaway Inc.	.....NO	
			41-1962963				Marmon Renew, Inc.	..DE	.....NIA	Marmon Foodservice Technologies, Inc.	Ownership	100.000	Berkshire Hathaway Inc.	.....NO	
							Marmon Renew, Inc.	..DE	.....NIA	Marmon Foodservice Technologies, Inc.	Ownership	100.000	Berkshire Hathaway Inc.	.....NO	
			37-1804635				Marmon Retail & Highway Technologies Company LLC	..DE	.....NIA	Marmon Retail Technologies Company	Ownership	100.000	Berkshire Hathaway Inc.	.....NO	
							Marmon Retail & Highway Technologies Company LLC	..DE	.....NIA	Marmon Retail & Highway Technologies Company LLC	Ownership	100.000	Berkshire Hathaway Inc.	.....NO	
			46-1377997				Marmon Retail Products, Inc.	..DE	.....NIA	Marmon Retail & Highway Technologies Company LLC	Ownership	100.000	Berkshire Hathaway Inc.	.....NO	
							Marmon Retail Services Asia	..CHN	.....NIA	Marmon Services Limited	Ownership	100.000	Berkshire Hathaway Inc.	.....NO	
			38-3923766				Marmon Retail Store Equipment LLC	..DE	.....NIA	Marmon Retail & Highway Technologies Company LLC	Ownership	100.000	Berkshire Hathaway Inc.	.....NO	
			36-4502888				Marmon Retail Technologies Company	..DE	.....NIA	Marmon Holdings, Inc.	Ownership	100.000	Berkshire Hathaway Inc.	.....NO	
							Marmon Retail Technologies Middle East DMCC	..ARE	.....NIA	Ecowater Systems Europe, N.V.	Ownership	100.000	Berkshire Hathaway Inc.	.....NO	
			47-5207492				Marmon Ride Control Products LLC	..DE	.....NIA	Perfection Hy-Test Company	Ownership	100.000	Berkshire Hathaway Inc.	.....NO	
							Marmon Safety Group, S.A.	..HND	.....NIA	Marmon Engineered Components Company	Ownership	100.000	Berkshire Hathaway Inc.	.....NO	
							Marmon Services Limited	..MUS	.....NIA	Marmon Holdings, Inc.	Ownership	100.000	Berkshire Hathaway Inc.	.....NO	
							Marmon Technologies India Private Limited	..IND	.....NIA	Marmon Food, Beverage & Water Technologies Company LLC	Ownership	99.200	Berkshire Hathaway Inc.	.....NO	
			36-4502376				Marmon Technologies India Private Limited	..IND	.....NIA	Marmon Retail Technologies Company	Ownership	0.800	Berkshire Hathaway Inc.	.....NO	
							Marmon Transportation Services LLC	..DE	.....NIA	Union Tank Car Company	Ownership	100.000	Berkshire Hathaway Inc.	.....NO	
			61-1420473				Marmon Tubing, Fittings & Wire Products, Inc.	..DE	.....NIA	Marmon Engineered Components Company	Ownership	100.000	Berkshire Hathaway Inc.	.....NO	
			36-4078119				Marmon Utility LLC	..DE	.....NIA	Marmon Wire & Cable, Inc.	Ownership	100.000	Berkshire Hathaway Inc.	.....NO	
							Marmon Water (Singapore) Pte Ltd.	..SGP	.....NIA	Marmon Water, Inc.	Ownership	100.000	Berkshire Hathaway Inc.	.....NO	
							Marmon Water Investments Pte. Ltd.	..SGP	.....NIA	Marmon Water (Singapore) Pte Ltd.	Ownership	100.000	Berkshire Hathaway Inc.	.....NO	
			37-1437580				Marmon Water, Inc.	..DE	.....NIA	Marmon Food, Beverage & Water Technologies Company LLC	Ownership	100.000	Berkshire Hathaway Inc.	.....NO	
			52-1045483				Marmon Wire & Cable, Inc.	..DE	.....NIA	Marmon Energy Services Company	Ownership	100.000	Berkshire Hathaway Inc.	.....NO	
							Marmon/Keystone Canada Inc.	..CAN	.....NIA	Marmon Holdings Corporation	Ownership	100.000	Berkshire Hathaway Inc.	.....NO	
							Marmon/Keystone de Mexico S.A. de C.V.	..MEX	.....NIA	Marmon/Keystone LLC	Ownership	99.997	Berkshire Hathaway Inc.	.....NO	
							Marmon/Keystone de Mexico S.A. de C.V.	..MEX	.....NIA	Marmon/Keystone Services, de Mexico, S.A. de C.V.	Ownership	0.003	Berkshire Hathaway Inc.	.....NO	
			25-1209534				Marmon/Keystone LLC	..DE	.....NIA	Marmon Distribution Services, Inc.	Ownership	100.000	Berkshire Hathaway Inc.	.....NO	
							Marmon/Keystone Services, de Mexico, S.A. de C.V.	..MEX	.....NIA	Marmon/Keystone de Mexico S.A. de C.V.	Ownership	0.002	Berkshire Hathaway Inc.	.....NO	
							Marmon/Keystone Services, de Mexico, S.A. de C.V.	..MEX	.....NIA	Marmon/Keystone LLC	Ownership	99.998	Berkshire Hathaway Inc.	.....NO	
			36-3780546				Marmon-Herrington Company	..DE	.....NIA	Marmon Highway Technologies LLC	Ownership	100.000	Berkshire Hathaway Inc.	.....NO	
			46-3079580				Marshall County Associates II, LP	..TN	.....NIA	AHP Housing Fund 142, LLC	Ownership	99.990	Berkshire Hathaway Inc.	.....NO	
			81-2624560				Marshall Wind Energy Holdings, LLC	..DE	.....NIA	BHE Wind, LLC	Ownership	100.000	Berkshire Hathaway Inc.	.....NO	
			46-4207911				Marshall Wind Energy LLC	..KS	.....NIA	Marshall Wind Energy Holdings, LLC	Ownership	100.000	Berkshire Hathaway Inc.	.....NO	
			62-1510291				Martin Pilot Joint Venture	..MI	.....NIA	Pilot Travel Centers LLC	Ownership	50.000	Berkshire Hathaway Inc.	.....NO	
			52-1310102				Maryland Ventures, Inc.	..DE	.....NIA	GEICO Corporation	Ownership	100.000	Berkshire Hathaway Inc.	.....NO	

ANNUAL STATEMENT FOR THE YEAR 2023 OF THE General Re Life Corporation

**SCHEDULE Y**

**PART 1A - DETAIL OF INSURANCE HOLDING COMPANY SYSTEM**

1	2	3	4	5	6	7	8	9	10	11	12	13	14	15	16
Group Code	Group Name	NAIC Company Code	ID Number	Federal RSSD	CIK	Name of Securities Exchange if Publicly Traded (U.S. or International)	Names of Parent, Subsidiaries Or Affiliates	Domiciliary Location	Relationship to Reporting Entity	Directly Controlled by (Name of Entity/Person)	Type of Control (Ownership, Board, Management, Attorney-in-Fact, Influence, Other)	If Control is Ownership Provide Percentage	Ultimate Controlling Entity(ies)/Person(s)	Is an SCA Filing Required? (Yes/No)	*
							Masterfan Ventilatie B.V.	.NLD	NIA	Fancom B.V.	Ownership	100.000	Berkshire Hathaway Inc.	NO	
							MATL Canada G.P. Inc.	.CAN	NIA	BHE Canada Limited	Ownership	100.000	Berkshire Hathaway Inc.	NO	
							MATL Canada L.P.	.CAN	NIA	BHE Canada Holdings Corporation	Ownership	99.990	Berkshire Hathaway Inc.	NO	
							MATL Canada L.P.	.CAN	NIA	MATL Canada G.P. Inc.	Ownership	0.010	Berkshire Hathaway Inc.	NO	
			26-1144727				MATL LLP	.MT	NIA	Montana Alberta Tie LP Inc.	Ownership	99.500	Berkshire Hathaway Inc.	NO	
			26-1144727				MATL LLP	.MT	NIA	Montana Alberta Tie US Holdings GP Inc.	Ownership	0.500	Berkshire Hathaway Inc.	NO	
			98-0433155				Maya Apparel, Limitada, de C.V.	.SLV	NIA	Union Sales,LLC	Ownership	1.000	Berkshire Hathaway Inc.	NO	
			98-0433155				Maya Apparel, Limitada, de C.V.	.SLV	NIA	Union Underwear Company, Inc.	Ownership	99.000	Berkshire Hathaway Inc.	NO	
			47-3443043				MBSABH Motors LLC	.DE	NIA	Berkshire Hathaway Automotive Inc.	Ownership	96.000	Berkshire Hathaway Inc.	NO	
			75-1070651				McCarty-Hull Cigar Company, Inc.	.TX	NIA	McLane Company, Inc.	Ownership	100.000	Berkshire Hathaway Inc.	NO	
			98-1453643				MCGILL ENGINEERING INDIA PRIVATE LTD	.IND	NIA	W&W-AFCO Steel LLC	Ownership	99.990	Berkshire Hathaway Inc.	NO	
			98-1453643				MCGILL ENGINEERING INDIA PRIVATE LTD	.IND	NIA	WHEPL Holdings Corp.	Ownership	0.010	Berkshire Hathaway Inc.	NO	
							McKay Sterling Crane Ltd.	.CAN	NIA	Procrane Inc.	Ownership	49.000	Berkshire Hathaway Inc.	NO	
			36-4117519				McKenzie Valve & Machining LLC	.DE	NIA	Marmon Transportation Services LLC	Ownership	100.000	Berkshire Hathaway Inc.	NO	
							McLane Austell, LLC	.GA	NIA	Empire Distributors, Inc.	Ownership	100.000	Berkshire Hathaway Inc.	NO	
			35-2343538				McLane Beverage Distribution, Inc.	.TX	NIA	McLane Beverage Holding, Inc.	Ownership	100.000	Berkshire Hathaway Inc.	NO	
			35-2343540				McLane Beverage Holding, Inc.	.TX	NIA	McLane Company, Inc.	Ownership	100.000	Berkshire Hathaway Inc.	NO	
			74-1478631				McLane Company, Inc.	.TX	NIA	Berkshire Hathaway Inc.	Ownership	100.000	Berkshire Hathaway Inc.	NO	
			74-2301016				McLane Eastern, Inc.	.TX	NIA	McLane Company, Inc.	Ownership	100.000	Berkshire Hathaway Inc.	NO	
			20-1441131				McLane Express, Inc.	.TX	NIA	McLane Company, Inc.	Ownership	100.000	Berkshire Hathaway Inc.	NO	
			86-0624477				McLane Foods, Inc.	.TX	NIA	McLane Company, Inc.	Ownership	100.000	Berkshire Hathaway Inc.	NO	
			56-1177692				McLane Foodservice Distribution, Inc.	.NC	NIA	McLane Company, Inc.	Ownership	100.000	Berkshire Hathaway Inc.	NO	
			74-2968584				McLane Foodservice, Inc.	.TX	NIA	McLane Company, Inc.	Ownership	100.000	Berkshire Hathaway Inc.	NO	
			92-1151136				McLane Interstate Warehouse, Inc.	.TX	NIA	McLane Company, Inc.	Ownership	100.000	Berkshire Hathaway Inc.	NO	
			74-2647017				McLane Mid-Atlantic, Inc.	.TX	NIA	McLane Company, Inc.	Ownership	100.000	Berkshire Hathaway Inc.	NO	
			74-2540418				McLane Midwest, Inc.	.TX	NIA	McLane Company, Inc.	Ownership	100.000	Berkshire Hathaway Inc.	NO	
			33-0995917				McLane Minnesota, Inc.	.TX	NIA	McLane Company, Inc.	Ownership	100.000	Berkshire Hathaway Inc.	NO	
			74-2887700				McLane Network Solutions, Inc.	.TX	NIA	McLane Company, Inc.	Ownership	100.000	Berkshire Hathaway Inc.	NO	
			75-3095658				McLane New Jersey, Inc.	.DE	NIA	McLane Company, Inc.	Ownership	100.000	Berkshire Hathaway Inc.	NO	
							McLane Ocala, LLC	.FL	NIA	McLane Suneast, Inc.	Ownership	100.000	Berkshire Hathaway Inc.	NO	
			47-5030627				McLane Ohio, Inc.	.TX	NIA	McLane Company, Inc.	Ownership	100.000	Berkshire Hathaway Inc.	NO	
			64-0244270				McLane Southern, Inc.	.MS	NIA	McLane Company, Inc.	Ownership	100.000	Berkshire Hathaway Inc.	NO	
			74-2374048				McLane Suneast, Inc.	.TX	NIA	McLane Company, Inc.	Ownership	100.000	Berkshire Hathaway Inc.	NO	
			74-2905523				McLane Tri-States, Inc.	.AL	NIA	McLane Company, Inc.	Ownership	100.000	Berkshire Hathaway Inc.	NO	
			84-0680412				McLane Western, Inc.	.CO	NIA	McLane Company, Inc.	Ownership	100.000	Berkshire Hathaway Inc.	NO	
			26-3691226				McLeansboro Properties, L.P.	.IL	NIA	AHP Housing Fund 42, LLC	Ownership	99.990	Berkshire Hathaway Inc.	NO	
			26-2170637				McVT Motors, LLC	.DE	NIA	Berkshire Hathaway Automotive Inc.	Ownership	86.000	Berkshire Hathaway Inc.	NO	
			27-3776296				McWilliams Forge Company	.DE	NIA	Wyman-Gordon Forgings, Inc.	Ownership	100.000	Berkshire Hathaway Inc.	NO	
			38-3870060				Meadows / Collins, L.P.	.MS	NIA	AHP Housing Fund 38, LLC	Ownership	99.990	Berkshire Hathaway Inc.	NO	
			30-0848947				Meadowview Excelsior Springs, LP	.MO	NIA	AHP Housing Fund 143, LLC	Ownership	98.990	Berkshire Hathaway Inc.	NO	
			35-1680543				Medical Protective Finance Corporation	.IN	NIA	MedPro Group Inc	Ownership	100.000	Berkshire Hathaway Inc.	NO	
			35-1620927				MedPro Group Inc	.IN	NIA	Columbia Insurance Company	Ownership	100.000	Berkshire Hathaway Inc.	NO	
			35-1721132				MedPro Insurance Services, LLC	.IN	NIA	The Medical Protective Company	Ownership	100.000	Berkshire Hathaway Inc.	NO	
			26-3419943				MedPro Risk Retention Services, Inc.	.IN	NIA	MedPro Group Inc	Ownership	100.000	Berkshire Hathaway Inc.	NO	
0031	Berkshire Hathaway Group	13589	26-4202047				MedPro PRG Risk Retention Group	.DC	IA	MedPro Group Inc	Ownership	100.000	Berkshire Hathaway Inc.	NO	
							Megawood Mouldings Pty Ltd.	.AUS	NIA	Larson-Juhl Australia	Ownership	100.000	Berkshire Hathaway Inc.	NO	
			03-0397929				MEHC Investment, Inc.	.SD	NIA	Berkshire Hathaway Energy Company	Ownership	100.000	Berkshire Hathaway Inc.	NO	
							Merendon Power Plant S.A.	.HND	NIA	Cumberland Asset Management, Inc.	Ownership	1.000	Berkshire Hathaway Inc.	NO	
							Merendon Power Plant S.A.	.HND	NIA	Russell Brands, LLC	Ownership	99.000	Berkshire Hathaway Inc.	NO	

53.57

ANNUAL STATEMENT FOR THE YEAR 2023 OF THE General Re Life Corporation

**SCHEDULE Y**

**PART 1A - DETAIL OF INSURANCE HOLDING COMPANY SYSTEM**

1	2	3	4	5	6	7	8	9	10	11	12	13	14	15	16
Group Code	Group Name	NAIC Company Code	ID Number	Federal RSSD	CIK	Name of Securities Exchange if Publicly Traded (U.S. or International)	Names of Parent, Subsidiaries Or Affiliates	Domiciliary Location	Relationship to Reporting Entity	Directly Controlled by (Name of Entity/Person)	Type of Control (Ownership, Board, Management, Attorney-in-Fact, Influence, Other)	If Control is Ownership Provide Percentage	Ultimate Controlling Entity(ies)/Person(s)	Is an SCA Filing Required? (Yes/No)	*
			74-2349308				Merit Distribution Services, Inc.	TX	NIA	McLane Company, Inc.	Ownership	100.000	Berkshire Hathaway Inc.	NO	
			46-2573884				MES Holding, LLC	DE	NIA	BHE Renewables, LLC	Ownership	100.000	Berkshire Hathaway Inc.	NO	
			26-0563717				Metalac Fasteners, Inc.	OR	NIA	Precision Castparts Corp.	Ownership	100.000	Berkshire Hathaway Inc.	NO	
							Metalac SPS Indústria E Comércio Ltda.	BRA	NIA	SPS International Investment Company	Ownership	100.000	Berkshire Hathaway Inc.	NO	
							Metaor Metal Injection Industries Ltd.	ISR	NIA	Iscar Ltd.	Ownership	100.000	Berkshire Hathaway Inc.	NO	
			90-0529594				Meteorcomm, LLC	DE	NIA	BNSF Communications, Inc.	Ownership	25.000	Berkshire Hathaway Inc.	NO	
			45-4532478				Metro Auto Auction Dallas, LLC	DE	NIA	Berkshire Hathaway Automotive Inc.	Ownership	96.000	Berkshire Hathaway Inc.	NO	
			20-2347995				Metro Auto Auction, LLC	DE	NIA	Berkshire Hathaway Automotive Inc.	Ownership	86.000	Berkshire Hathaway Inc.	NO	
			20-2347995				Metro Auto Auction, LLC	DE	NIA	BHA Minority Interest Holdco, Inc.	Ownership	10.000	Berkshire Hathaway Inc.	NO	
			54-1185624				Metro Referral Associates, Inc.	VA	NIA	The Long & Foster Companies, Inc.	Ownership	100.000	Berkshire Hathaway Inc.	NO	
			43-1672397				Metro Referrals, LLC	MO	NIA	HomeServices of Moka, LLC	Ownership	100.000	Berkshire Hathaway Inc.	NO	
			58-2428881				Meyn America, LLC	GA	NIA	Meyn, LLC	Ownership	100.000	Berkshire Hathaway Inc.	NO	
							Meyn Asia Co. Ltd.	THA	NIA	Meyn Beheer B.V.	Ownership	49.000	Berkshire Hathaway Inc.	NO	
							Meyn Beheer B.V.	NLD	NIA	Meyn Holding B.V.	Ownership	100.000	Berkshire Hathaway Inc.	NO	
							Meyn Beijing Trading Company, Ltd.	CHN	NIA	Meyn Beheer B.V.	Ownership	100.000	Berkshire Hathaway Inc.	NO	
							Meyn Canada Inc.	CAN	NIA	Meyn Beheer B.V.	Ownership	100.000	Berkshire Hathaway Inc.	NO	
							Meyn do Brasil Ltda.	BRA	NIA	Meyn Beheer B.V.	Ownership	99.000	Berkshire Hathaway Inc.	NO	
							Meyn do Brasil Ltda.	BRA	NIA	Meyn Food Processing Technology B.V.	Ownership	1.000	Berkshire Hathaway Inc.	NO	
							Meyn Food Equipment Iberica S.A.	ESP	NIA	Meyn Beheer B.V.	Ownership	100.000	Berkshire Hathaway Inc.	NO	
							Meyn Food Processing Technology B.V.	NLD	NIA	Meyn Beheer B.V.	Ownership	100.000	Berkshire Hathaway Inc.	NO	
							Meyn Food Processing Technology de Mexico S. de R.L. de C.V.	MEX	NIA	Meyn Beheer B.V.	Ownership	99.970	Berkshire Hathaway Inc.	NO	
							Meyn Food Processing Technology de Mexico S. de R.L. de C.V.	MEX	NIA	Meyn Food Processing Technology B.V.	Ownership	0.030	Berkshire Hathaway Inc.	NO	
							Meyn France S.a.r.l.	FRA	NIA	Meyn Beheer B.V.	Ownership	100.000	Berkshire Hathaway Inc.	NO	
							Meyn Holding B.V.	NLD	NIA	Chore-Time Brock Holding B.V.	Ownership	100.000	Berkshire Hathaway Inc.	NO	
							Meyn India Private Limited	IND	NIA	Meyn Beheer B.V.	Ownership	99.000	Berkshire Hathaway Inc.	NO	
							Meyn India Private Limited	IND	NIA	Meyn Food Processing Technology B.V.	Ownership	1.000	Berkshire Hathaway Inc.	NO	
							Meyn Italy S.R.L.	ITA	NIA	Meyn Beheer B.V.	Ownership	100.000	Berkshire Hathaway Inc.	NO	
							Meyn Polska Sp.Zoo	POL	NIA	Meyn Beheer B.V.	Ownership	100.000	Berkshire Hathaway Inc.	NO	
			58-2445214				Meyn, LLC	GA	NIA	CTB, Inc. ("CTB")	Ownership	100.000	Berkshire Hathaway Inc.	NO	
			81-3702744				MFS Fleet, Inc.	TX	NIA	McLane Company, Inc.	Ownership	100.000	Berkshire Hathaway Inc.	NO	
			62-1782394				MH Site Construction, Inc.	TN	NIA	CMH Capital, Inc.	Ownership	100.000	Berkshire Hathaway Inc.	NO	
			42-1451822				MHC Inc.	IA	NIA	MidAmerican Funding, LLC	Ownership	100.000	Berkshire Hathaway Inc.	NO	
			91-1862300				MHC Investment Company	SD	NIA	Midwest Capital Group, Inc.	Ownership	100.000	Berkshire Hathaway Inc.	NO	
			20-8038410				Miami Tower, LLC	FL	NIA	WPLG, Inc.	Ownership	50.000	Berkshire Hathaway Inc.	NO	
			32-0501168				Michigan City RCF LP	IN	NIA	AHP Housing Fund 157, LLC	Ownership	99.990	Berkshire Hathaway Inc.	NO	
			75-3086908				MicroAire Surgical Instruments LLC	DE	NIA	Colson Medical, LLC	Ownership	100.000	Berkshire Hathaway Inc.	NO	
			48-0993844				Mid-America Referral Network, Inc.	KS	NIA	Reece & Nichols Realtors, Inc.	Ownership	100.000	Berkshire Hathaway Inc.	NO	
			46-4080723				MidAmerican Central California Transco, LLC	DE	NIA	California Utility HoldCo, LLC	Ownership	50.000	Berkshire Hathaway Inc.	NO	
			42-1425214				MidAmerican Energy Company	IA	NIA	MHC Inc.	Ownership	100.000	Berkshire Hathaway Inc.	NO	
			41-2068177				MidAmerican Energy Machining Services LLC	DE	NIA	BHE Pipeline Group, LLC	Ownership	100.000	Berkshire Hathaway Inc.	NO	
			47-3311411				MidAmerican Energy Services, LLC	DE	NIA	MES Holding, LLC	Ownership	100.000	Berkshire Hathaway Inc.	NO	
			47-0819200				MidAmerican Funding, LLC	IA	NIA	Berkshire Hathaway Energy Company	Ownership	100.000	Berkshire Hathaway Inc.	NO	
							MidAmerican Geothermal Development Corporation	DE	NIA	BHE Geothermal, LLC	Ownership	100.000	Berkshire Hathaway Inc.	NO	
			52-2353098				MidAmerican Wind Tax Equity Holdings, LLC	DE	NIA	BHE Wind, LLC	Ownership	100.000	Berkshire Hathaway Inc.	NO	
			47-2511435				Midland Escrow Services, Inc.	IA	NIA	Iowa Realty Co., Inc.	Ownership	100.000	Berkshire Hathaway Inc.	NO	
			42-1309189				Midlands PowerGrid Limited	GBR	NIA	Northern Electric plc.	Ownership	100.000	Berkshire Hathaway Inc.	NO	

53.58

ANNUAL STATEMENT FOR THE YEAR 2023 OF THE General Re Life Corporation

**SCHEDULE Y**

**PART 1A - DETAIL OF INSURANCE HOLDING COMPANY SYSTEM**

1	2	3	4	5	6	7	8	9	10	11	12	13	14	15	16
Group Code	Group Name	NAIC Company Code	ID Number	Federal RSSD	CIK	Name of Securities Exchange if Publicly Traded (U.S. or International)	Names of Parent, Subsidiaries Or Affiliates	Domiciliary Location	Relationship to Reporting Entity	Directly Controlled by (Name of Entity/Person)	Type of Control (Ownership, Board, Management, Attorney-in-Fact, Influence, Other)	If Control is Ownership Provide Percentage	Ultimate Controlling Entity(ies)/Person(s)	Is an SCA Filing Required? (Yes/No)	*
			54-1274932				Mid-States Title Insurance Agency, LLC	VA	NIA	The Long & Foster Companies, Inc.	Ownership	100.000	Berkshire Hathaway Inc.	NO	
			86-0202697				Midway Chevrolet Company I, LLC	DE	NIA	Berkshire Hathaway Automotive Inc.	Ownership	86.000	Berkshire Hathaway Inc.	NO	
			86-0850437				Midway Holdings I, LLC	DE	NIA	Berkshire Hathaway Automotive Inc.	Ownership	93.000	Berkshire Hathaway Inc.	NO	
			42-1305011				Midwest Capital Group, Inc.	IA	NIA	MHC Inc.	Ownership	100.000	Berkshire Hathaway Inc.	NO	
			45-3155724				Midwest Power Transmission Iowa, LLC	DE	NIA	BHE U.S. Transmission, LLC	Ownership	100.000	Berkshire Hathaway Inc.	NO	
			47-1043706				Midwest Power Transmission Texas, LLC	DE	NIA	BHE U.S. Transmission, LLC	Ownership	100.000	Berkshire Hathaway Inc.	NO	
			45-5339848				Midwest Preferred Realty, Inc.	MN	NIA	HomeServices of Minnesota, LLC	Ownership	100.000	Berkshire Hathaway Inc.	NO	
			20-8337450				Midwest Realty Ventures, LLC	IL	NIA	HomeServices of Illinois, LLC	Ownership	100.000	Berkshire Hathaway Inc.	NO	
			75-2453553				Midwest/Northwest Properties Inc.	DE	NIA	BNSF Railway Company	Ownership	100.000	Berkshire Hathaway Inc.	NO	
			30-1293112				Milepost Insurance Agency LLC	NE	NIA	Ringwalt & Liesche Co.	Ownership	100.000	Berkshire Hathaway Inc.	NO	
			37-0981664				Miles Chevrolet, LLC	DE	NIA	Berkshire Hathaway Automotive Inc.	Ownership	96.000	Berkshire Hathaway Inc.	NO	
							Miller Sage Holdings Inc.	MI	NIA	MiTek Inc.	Ownership	100.000	Berkshire Hathaway Inc.	NO	
			98-1640315				Millfont Limited	IRL	NIA	Anchorbuoy Ltd	Ownership	100.000	Berkshire Hathaway Inc.	NO	
			80-0968965				Mills Creek Crossing, LP	GA	NIA	AHP Housing Fund 235, LLC	Ownership	98.990	Berkshire Hathaway Inc.	NO	
			80-0968965				Mills Creek Crossing, LP	GA	NIA	AHP SLP LLC	Ownership	0.000	Berkshire Hathaway Inc.	NO	
			41-1671641				Mindware Corporation	MN	NIA	OTC Brands, Inc.	Ownership	100.000	Berkshire Hathaway Inc.	NO	
							Minneapolis Leased Housing Associates IV, Limited Partnership	MN	NIA	AHP Housing Fund 53, LLC	Ownership	99.990	Berkshire Hathaway Inc.	NO	
			45-1798638				Miraflores Apartments LLC	AZ	NIA	AHP Housing Fund 84, LLC	Ownership	99.990	Berkshire Hathaway Inc.	NO	
			90-1019300				Mishawaka RCF LP	IN	NIA	AHP Housing Fund 179, LLC	Ownership	99.990	Berkshire Hathaway Inc.	NO	
			82-0620959				Mission Twin Oaks LP	TX	NIA	AHP Housing Fund 171, LLC	Ownership	99.990	Berkshire Hathaway Inc.	NO	
			81-5469311				MiTek Australia Ltd.	AUS	NIA	MiTek Inc.	Ownership	100.000	Berkshire Hathaway Inc.	NO	
							MiTek Canada, Inc.	CAN	NIA	MiTek Inc.	Ownership	100.000	Berkshire Hathaway Inc.	NO	
							MiTek Finland OY	FIN	NIA	MiTek Inc.	Ownership	100.000	Berkshire Hathaway Inc.	NO	
			51-0313536				MiTek Holdings, Inc.	DE	NIA	MiTek Industries, Inc.	Ownership	100.000	Berkshire Hathaway Inc.	NO	
			43-1531931				MiTek Inc.	MO	NIA	MiTek Holdings, Inc.	Ownership	100.000	Berkshire Hathaway Inc.	NO	
							MiTek Industries A.B.	SWE	NIA	MiTek Inc.	Ownership	100.000	Berkshire Hathaway Inc.	NO	
							MiTek Industries GmbH	DEU	NIA	MiTek Inc.	Ownership	100.000	Berkshire Hathaway Inc.	NO	
							MiTek Industries Ltd.	GBR	NIA	MiTek Inc.	Ownership	100.000	Berkshire Hathaway Inc.	NO	
							MiTek Industries o.o.o.	RUS	NIA	MiTek Holdings, Inc.	Ownership	100.000	Berkshire Hathaway Inc.	NO	
			95-4871586				MiTek Industries, Inc.	DE	NIA	Berkshire Hathaway Inc.	Ownership	99.810	Berkshire Hathaway Inc.	NO	
							MiTek Industries, Polska	POL	NIA	MiTek Industries Ltd.	Ownership	100.000	Berkshire Hathaway Inc.	NO	
							MiTek Industries, S.A.S.	FRA	NIA	MiTek Inc.	Ownership	100.000	Berkshire Hathaway Inc.	NO	
							MiTek Industries, SRO	CZE	NIA	MiTek Inc.	Ownership	100.000	Berkshire Hathaway Inc.	NO	
							MiTek Japan Co. Ltd.	JPN	NIA	MiTek Inc.	Ownership	100.000	Berkshire Hathaway Inc.	NO	
							MiTek Mezzanine Systems Ltd.	GBR	NIA	MiTek Inc.	Ownership	100.000	Berkshire Hathaway Inc.	NO	
							MiTek New Zealand Ltd.	NZL	NIA	MiTek Inc.	Ownership	100.000	Berkshire Hathaway Inc.	NO	
							MiTek South Africa Pty Ltd.	ZAF	NIA	MiTek Inc.	Ownership	100.000	Berkshire Hathaway Inc.	NO	
							MiTek UK Trustees Ltd.	GBR	NIA	MiTek Industries Ltd.	Ownership	100.000	Berkshire Hathaway Inc.	NO	
							MiTek Vietnam Co. Ltd.	VNM	NIA	Platinum Global Services Pty Ltd	Ownership	100.000	Berkshire Hathaway Inc.	NO	
			46-4344108				Mixed Income 2, LLC	NV	NIA	AHP Housing Fund 58, LLC	Ownership	99.990	Berkshire Hathaway Inc.	NO	
			45-1767288				Mixed Income, LLC	NV	NIA	AHP Housing Fund 26, LLC	Ownership	99.990	Berkshire Hathaway Inc.	NO	
			93-4087589				MLK 2 Associates MTE, LLC	DE	NIA	KCIC LIHTC 10 LLC	Ownership	100.000	Berkshire Hathaway Inc.	NO	
0031	Berkshire Hathaway Group	34231	14-1584861				MLMIC Insurance Company	NY	IA	National Indemnity Company	Ownership	100.000	Berkshire Hathaway Inc.	NO	
			13-5471800				MLMIC Services, Inc.	NY	NIA	MLMIC Insurance Company	Ownership	100.000	Berkshire Hathaway Inc.	NO	
			82-3625237				Modular LNG Holdings, Inc.	VA	NIA	BHE GT&S, LLC	Ownership	100.000	Berkshire Hathaway Inc.	NO	
			34-0894486				Mold Masters Intl. LLC	OH	NIA	PCC Airfoils LLC	Ownership	100.000	Berkshire Hathaway Inc.	NO	
			27-0819161				Montana Alberta Tie LP Inc.	MT	NIA	Montana Alberta Tie US Holdings GP Inc.	Ownership	100.000	Berkshire Hathaway Inc.	NO	
			27-0818912				Montana Alberta Tie US Holdings GP Inc.	MT	NIA	BHE U.S. Transmission, LLC	Ownership	100.000	Berkshire Hathaway Inc.	NO	

ANNUAL STATEMENT FOR THE YEAR 2023 OF THE General Re Life Corporation

**SCHEDULE Y**

**PART 1A - DETAIL OF INSURANCE HOLDING COMPANY SYSTEM**

1	2	3	4	5	6	7	8	9	10	11	12	13	14	15	16
Group Code	Group Name	NAIC Company Code	ID Number	Federal RSSD	CIK	Name of Securities Exchange if Publicly Traded (U.S. or International)	Names of Parent, Subsidiaries Or Affiliates	Domi-ciliary Location	Relation-ship to Reporting Entity	Directly Controlled by (Name of Entity/Person)	Type of Control (Ownership, Board, Management, Attorney-in-Fact, Influence, Other)	If Control is Ownership Provide Percentage	Ultimate Controlling Entity(ies)/Person(s)	Is an SCA Filing Re-quired? (Yes/No)	*
			45-5200500				Montana Retail Properties, Inc.	CA	NIA	MS Property Company	Ownership	100.000	Berkshire Hathaway Inc.	NO	
			98-0561662				Monte Cristo Apparel, Ltda.	SLV	NIA	Union Sales,LLC.	Ownership	1.000	Berkshire Hathaway Inc.	NO	
			98-0561662				Monte Cristo Apparel, Ltda.	SLV	NIA	Union Underwear Company, Inc.	Ownership	99.000	Berkshire Hathaway Inc.	NO	
							Morgan Community Solar, LLC	MN	NIA	Geronimo Community Solar Gardens Holding Company, LLC	Ownership	100.000	Berkshire Hathaway Inc.	NO	
							Morgan CSG1, LLC	MN	NIA	Morgan Community Solar, LLC	Ownership	100.000	Berkshire Hathaway Inc.	NO	
							Morgan CSG2, LLC	MN	NIA	Morgan Community Solar, LLC	Ownership	100.000	Berkshire Hathaway Inc.	NO	
							Morgan CSG3, LLC	MN	NIA	Morgan Community Solar, LLC	Ownership	100.000	Berkshire Hathaway Inc.	NO	
			36-4003514				Morgantown- National Supply, Inc.	DE	NIA	transition holdings, LLC	Ownership	100.000	Berkshire Hathaway Inc.	NO	
							Morse Production Limited Liability Company	RUS	NIA	IMC International Metalworking Companies Inc.	Ownership	100.000	Berkshire Hathaway Inc.	NO	
			92-1188544				Morton Bay Geothermal LLC	DE	NIA	Magma Power Company	Ownership	100.000	Berkshire Hathaway Inc.	NO	
			30-0842526				Morton Senior Residence, LLC	IL	NIA	AHP Housing Fund 89, LLC	Ownership	99.990	Berkshire Hathaway Inc.	NO	
0031	Berkshire Hathaway Group	26522	23-1575334				Mount Vernon Fire Insurance Company	NE	IA	United States Liability Insurance Company	Ownership	100.000	Berkshire Hathaway Inc.	NO	
0031	Berkshire Hathaway Group	14420	45-5343535				Mount Vernon Specialty Insurance Company	NE	IA	United States Liability Insurance Company	Ownership	100.000	Berkshire Hathaway Inc.	NO	
			98-1010252				Mouser (Shanghai) Electronics Trading Co. Ltd.	CHN	NIA	Mouser Electronics, Inc.	Ownership	100.000	Berkshire Hathaway Inc.	NO	
							Mouser Electronics (Canada), Inc	CAN	NIA	Mouser Electronics, Inc.	Ownership	100.000	Berkshire Hathaway Inc.	NO	
			98-0679141				Mouser Electronics (France) SARL	FRA	NIA	Mouser Electronics, Inc.	Ownership	100.000	Berkshire Hathaway Inc.	NO	
			98-0557337				Mouser Electronics (Hong Kong) Limited	HKG	NIA	Mouser Electronics, Inc.	Ownership	100.000	Berkshire Hathaway Inc.	NO	
			98-1104357				Mouser Electronics (India) Private Ltd	IND	NIA	Mouser Electronics, Inc.	Ownership	100.000	Berkshire Hathaway Inc.	NO	
							Mouser Electronics Czech sro	CZE	NIA	Mouser Electronics, Inc.	Ownership	100.000	Berkshire Hathaway Inc.	NO	
			98-1150369				Mouser Electronics Italy SRL	ITA	NIA	Mouser Electronics, Inc.	Ownership	100.000	Berkshire Hathaway Inc.	NO	
			98-1313763				Mouser Electronics Korea Limited Company	KOR	NIA	Mouser Electronics, Inc.	Ownership	100.000	Berkshire Hathaway Inc.	NO	
							Mouser Electronics Lithuania UAB	LTU	NIA	Mouser Electronics, Inc.	Ownership	100.000	Berkshire Hathaway Inc.	NO	
			98-1253609				Mouser Electronics Netherlands B.V.	NLD	NIA	Mouser Electronics, Inc.	Ownership	100.000	Berkshire Hathaway Inc.	NO	
			98-1360880				Mouser Electronics Nordic AB	SWE	NIA	Mouser Electronics, Inc.	Ownership	100.000	Berkshire Hathaway Inc.	NO	
			98-0520966				Mouser Electronics PTE LTD	SGP	NIA	Mouser Electronics, Inc.	Ownership	100.000	Berkshire Hathaway Inc.	NO	
			98-0667713				Mouser Electronics S DE RL DE CV	MEX	NIA	CJE II	Ownership	0.010	Berkshire Hathaway Inc.	NO	
			98-0667713				Mouser Electronics S DE RL DE CV	MEX	NIA	Mouser Electronics, Inc.	Ownership	99.990	Berkshire Hathaway Inc.	NO	
			98-1264381				Mouser Electronics Spain SL	ESP	NIA	Mouser Electronics, Inc.	Ownership	100.000	Berkshire Hathaway Inc.	NO	
							Mouser Electronics Taiwan Company Ltd- Preparatory Office	TWN	NIA	Mouser Electronics, Inc.	Ownership	100.000	Berkshire Hathaway Inc.	NO	
							Mouser Electronics Vietnam Co Ltd	VNM	NIA	Mouser Electronics, Inc.	Ownership	100.000	Berkshire Hathaway Inc.	NO	
			61-1520598				Mouser Electronics, Inc.	DE	NIA	TTI, Inc.	Ownership	100.000	Berkshire Hathaway Inc.	NO	
			98-1219362				Mouser Japan Godo Kaisha	JPN	NIA	Mouser Electronics, Inc.	Ownership	100.000	Berkshire Hathaway Inc.	NO	
			36-4876855				Mouser JV 1, Inc	DE	NIA	Mouser Electronics, Inc.	Ownership	100.000	Berkshire Hathaway Inc.	NO	
			35-2603357				Mouser JV 2, Inc	DE	NIA	Mouser Electronics, Inc.	Ownership	96.000	Berkshire Hathaway Inc.	NO	
			35-2603357				Mouser JV 2, Inc	DE	NIA	Mouser JV 1, Inc	Ownership	4.000	Berkshire Hathaway Inc.	NO	
							Mouser Poland Sp. ZOO	POL	NIA	Mouser Electronics, Inc.	Ownership	100.000	Berkshire Hathaway Inc.	NO	
			48-0882412				MPP Co., Inc.	KS	NIA	Van Enterprises, Inc.	Ownership	100.000	Berkshire Hathaway Inc.	NO	
			76-0412052				MPP Pipeline Corporation	DE	NIA	The Lubrizol Corporation	Ownership	100.000	Berkshire Hathaway Inc.	NO	
							MRC Components GmbH & Co. KG	DEU	NIA	PFMW Europe Limited	Ownership	100.000	Berkshire Hathaway Inc.	NO	
							MRC Gigacomp GmbH & Co KG	DEU	NIA	PFMW Europe Limited	Ownership	100.000	Berkshire Hathaway Inc.	NO	
			95-4363469				MS Property Company	CA	NIA	Berkshire Hathaway Inc.	Ownership	100.000	Berkshire Hathaway Inc.	NO	
			83-4363589				Mt. Pentelicus MT, LLC	DE	NIA	AHP Housing Fund 189, LLC	Ownership	99.000	Berkshire Hathaway Inc.	NO	
			62-1666835				M-Tech International, Inc	DE	NIA	CTB Technology Holding Inc	Ownership	75.000	Berkshire Hathaway Inc.	NO	
			47-1415608				MTL Canyon Holdings, LLC	DE	NIA	BHE U.S. Transmission, LLC	Ownership	100.000	Berkshire Hathaway Inc.	NO	
			35-2566898				Muncie RCF LP	IN	NIA	AHP Housing Fund 141, LLC	Ownership	99.990	Berkshire Hathaway Inc.	NO	

53.60



ANNUAL STATEMENT FOR THE YEAR 2023 OF THE General Re Life Corporation

SCHEDULE Y

PART 1A - DETAIL OF INSURANCE HOLDING COMPANY SYSTEM

1	2	3	4	5	6	7	8	9	10	11	12	13	14	15	16
Group Code	Group Name	NAIC Company Code	ID Number	Federal RSSD	CIK	Name of Securities Exchange if Publicly Traded (U.S. or International)	Names of Parent, Subsidiaries Or Affiliates	Domiciliary Location	Relationship to Reporting Entity	Directly Controlled by (Name of Entity/Person)	Type of Control (Ownership, Board, Management, Attorney-in-Fact, Influence, Other)	If Control is Ownership Provide Percentage	Ultimate Controlling Entity(ies)/Person(s)	Is an SCA Filing Required? (Yes/No)	*
			16-1643530				Mungo Homes Coastal Division Properties, LLC	..SC..	.....NIA.....	Clayton Properties Group, Inc.	Ownership.....	100.000	Berkshire Hathaway Inc.	.....NO.....	
			58-2354166				Mungo Homes Properties, LLC	..SC..	.....NIA.....	Clayton Properties Group, Inc.	Ownership.....	100.000	Berkshire Hathaway Inc.	.....NO.....	
			27-4949464				Mungo Homes Realty, LLC	..GA..	.....NIA.....	Clayton Properties Group, Inc.	Ownership.....	100.000	Berkshire Hathaway Inc.	.....NO.....	
			98-1640353				Murascaille Holdings BV	..NLD..	.....NIA.....	Anchorbuoy Ltd	Ownership.....	100.000	Berkshire Hathaway Inc.	.....NO.....	
			27-3520425				MVVT Motors, LLC	..DE..	.....NIA.....	Berkshire Hathaway Automotive Inc.	Ownership.....	83.000	Berkshire Hathaway Inc.	.....NO.....	
			27-3520425				MVVT Motors, LLC	..DE..	.....NIA.....	BHA Minority Interest Holdco, Inc.	Ownership.....	13.000	Berkshire Hathaway Inc.	.....NO.....	
			81-0607111				MW Wholesale, Inc.	..MN..	.....NIA.....	Mindware Corporation	Ownership.....	100.000	Berkshire Hathaway Inc.	.....NO.....	
			86-2728076				MWTEH Amadeus Class A Member, LLC	..DE..	.....NIA.....	MidAmerican Wind Tax Equity Holdings, LLC	Ownership.....	100.000	Berkshire Hathaway Inc.	.....NO.....	
			98-0475837				NA-NetJets Aviation, Sociedade Unipessoal, Lda.	..PRT..	.....NIA.....	NetJets U.S., Inc.	Ownership.....	100.000	Berkshire Hathaway Inc.	.....NO.....	
							NA-NetJets Aviation, Sociedade Unipessoal, Lda. Czech Branch	..CZE..	.....NIA.....	NA-NetJets Aviation, Sociedade Unipessoal, Lda.	Ownership.....	100.000	Berkshire Hathaway Inc.	.....NO.....	
							NA-NetJets Aviation, Sociedade Unipessoal, Lda. Spanish Branch	..ESP..	.....NIA.....	NA-NetJets Aviation, Sociedade Unipessoal, Lda.	Ownership.....	100.000	Berkshire Hathaway Inc.	.....NO.....	
							Nangchang Cemented Carbide Ltd. Company	..CHN..	.....NIA.....	Tungaloy Corporation	Ownership.....	11.190	Berkshire Hathaway Inc.	.....NO.....	
							NAT-1 GP Inc.	..CAN..	.....NIA.....	NEP Limited GP Inc.	Ownership.....	90.000	Berkshire Hathaway Inc.	.....NO.....	
							NAT-1 Limited Partnership	..CAN..	.....NIA.....	NAT-1 GP Inc.	Ownership.....	0.010	Berkshire Hathaway Inc.	.....NO.....	
							NAT-1 Limited Partnership	..CAN..	.....NIA.....	NEP Holdings Limited Partnership	Ownership.....	89.990	Berkshire Hathaway Inc.	.....NO.....	
0031	Berkshire Hathaway Group	20079	47-6021331				National Fire & Marine Insurance Company	..NE..	.....IA.....	Berkshire Hathaway Inc.	Ownership.....	100.000	Berkshire Hathaway Inc.	.....NO.....	
0031	Berkshire Hathaway Group	20087	47-0355979				National Indemnity Company	..NE..	.....IA.....	Berkshire Hathaway Inc.	Ownership.....	100.000	Berkshire Hathaway Inc.	.....NO.....	
0031	Berkshire Hathaway Group	20060	41-0971481				National Indemnity Company of Mid-America	..IA..	.....IA.....	National Indemnity Company	Ownership.....	100.000	Berkshire Hathaway Inc.	.....NO.....	
0031	Berkshire Hathaway Group	42137	59-2266845				National Indemnity Company of the South	..IA..	.....IA.....	National Indemnity Company	Ownership.....	100.000	Berkshire Hathaway Inc.	.....NO.....	
0031	Berkshire Hathaway Group	20052	36-2403971				National Liability & Fire Insurance Company	..CT..	.....IA.....	Berkshire Hathaway Inc.	Ownership.....	100.000	Berkshire Hathaway Inc.	.....NO.....	
			31-1000790				Nationwide Uniforms	..KY..	.....NIA.....	The Fechheimer Brothers Company	Ownership.....	100.000	Berkshire Hathaway Inc.	.....NO.....	
			30-0882956				NATX Repair Services LLC	..DE..	.....NIA.....	Union Tank Car Company	Ownership.....	100.000	Berkshire Hathaway Inc.	.....NO.....	
			76-0457894				NE Hub Partners, L.L.C.	..DE..	.....NIA.....	Tioga Properties, LLC	Ownership.....	100.000	Berkshire Hathaway Inc.	.....NO.....	
			76-0457892				NE Hub Partners, L.P.	..DE..	.....NIA.....	NE Hub Partners, L.L.C.	Ownership.....	1.000	Berkshire Hathaway Inc.	.....NO.....	
			76-0457892				NE Hub Partners, L.P.	..DE..	.....NIA.....	Tioga Properties, LLC	Ownership.....	99.000	Berkshire Hathaway Inc.	.....NO.....	
			47-0428274				Nebraska Furniture Mart, Inc.	..NE..	.....NIA.....	Berkshire Hathaway Inc.	Ownership.....	80.100	Berkshire Hathaway Inc.	.....NO.....	
			47-0644512				Nebraska Referral, Inc.	..NE..	.....NIA.....	HomeServices of Nebraska, Inc.	Ownership.....	100.000	Berkshire Hathaway Inc.	.....NO.....	
							Neder landse Reassurantie Groep N.V.	..NLD..	.....NIA.....	Columbia Insurance Company	Ownership.....	100.000	Berkshire Hathaway Inc.	.....NO.....	
							NEFL Limited	..GBR..	.....NIA.....	Northern Electric plc.	Ownership.....	100.000	Berkshire Hathaway Inc.	.....NO.....	
			27-2395998				NEF Affordable Housing Investment Fund II LP	..DE..	.....NIA.....	Shaw Industries, Inc.	Ownership.....	99.990	Berkshire Hathaway Inc.	.....NO.....	
			27-0719219				NEF Affordable Housing Investment Fund LP	..DE..	.....NIA.....	Shaw Industries, Inc.	Ownership.....	99.990	Berkshire Hathaway Inc.	.....NO.....	
			45-1682803				NEF Affordable Housing Investment Fund, III, LP	..IL..	.....NIA.....	Vanderbilt Mortgage and Finance, Inc.	Ownership.....	99.990	Berkshire Hathaway Inc.	.....NO.....	
							NEP Holdings Limited Partnership	..CAN..	.....NIA.....	BHE Canada, L.P.	Ownership.....	99.990	Berkshire Hathaway Inc.	.....NO.....	
							NEP Holdings Limited Partnership	..CAN..	.....NIA.....	NEP Limited GP Inc.	Ownership.....	0.010	Berkshire Hathaway Inc.	.....NO.....	
							NEP Limited GP Inc.	..CAN..	.....NIA.....	BHE Canada Limited	Ownership.....	100.000	Berkshire Hathaway Inc.	.....NO.....	
			98-1639774				Netfont Unlimited	..IRL..	.....NIA.....	Anchorbuoy Ltd	Ownership.....	100.000	Berkshire Hathaway Inc.	.....NO.....	
							NetJets (Suisse) Sàrl	..CHE..	.....NIA.....	NetJets Management Ltd.	Ownership.....	100.000	Berkshire Hathaway Inc.	.....NO.....	
							NetJets Air Transport UK Ltd	..GBR..	.....NIA.....	Executive Jet Management (Europe) Limited	Ownership.....	49.000	Berkshire Hathaway Inc.	.....NO.....	
			31-0682096				NetJets Aviation, Inc.	..DE..	.....NIA.....	NetJets Inc.	Ownership.....	100.000	Berkshire Hathaway Inc.	.....NO.....	
			84-1631058				NetJets Card Holdings, Inc.	..DE..	.....NIA.....	NetJets Inc.	Ownership.....	100.000	Berkshire Hathaway Inc.	.....NO.....	
			13-4179171				NetJets Card Partners, Inc.	..OH..	.....NIA.....	NetJets Card Holdings, Inc.	Ownership.....	100.000	Berkshire Hathaway Inc.	.....NO.....	
							NetJets China (Hong Kong) Limited	..HKG..	.....NIA.....	NJ Asia Limited	Ownership.....	24.500	Berkshire Hathaway Inc.	.....NO.....	
							NetJets Deutschland GmbH	..DEU..	.....NIA.....	NetJets Management Ltd.	Ownership.....	100.000	Berkshire Hathaway Inc.	.....NO.....	
			98-1131898				NetJets Europe Holdings SGPS, Lda	..PRT..	.....NIA.....	NetJets Europe Holdings, LLC	Ownership.....	12.870	Berkshire Hathaway Inc.	.....NO.....	

53 61

ANNUAL STATEMENT FOR THE YEAR 2023 OF THE General Re Life Corporation

**SCHEDULE Y**

**PART 1A - DETAIL OF INSURANCE HOLDING COMPANY SYSTEM**

1	2	3	4	5	6	7	8	9	10	11	12	13	14	15	16
Group Code	Group Name	NAIC Company Code	ID Number	Federal RSSD	CIK	Name of Securities Exchange if Publicly Traded (U.S. or International)	Names of Parent, Subsidiaries Or Affiliates	Domiciliary Location	Relationship to Reporting Entity	Directly Controlled by (Name of Entity/Person)	Type of Control (Ownership, Board, Management, Attorney-in-Fact, Influence, Other)	If Control is Ownership Provide Percentage	Ultimate Controlling Entity(ies)/Person(s)	Is an SCA Filing Required? (Yes/No)	*
			98-1131898				NetJets Europe Holdings SGPS, Lda	.PRT	NIA	NetJets U.S., Inc.	Ownership	74.160	Berkshire Hathaway Inc.	NO	
			98-1131898				NetJets Europe Holdings SGPS, Lda	.PRT	NIA	NJE Holdings, LLC	Ownership	12.970	Berkshire Hathaway Inc.	NO	
			20-1963975				NetJets Europe Holdings, LLC	.DE	NIA	NetJets U.S., Inc.	Ownership	100.000	Berkshire Hathaway Inc.	NO	
			98-1132148				NetJets Europe, Sociedade Unipessoal Lda	.PRT	NIA	NetJets Europe Holdings SGPS, Lda	Ownership	100.000	Berkshire Hathaway Inc.	NO	
			35-2390820				NetJets Finance LLC	.DE	NIA	NetJets Sales, Inc.	Ownership	100.000	Berkshire Hathaway Inc.	NO	
			61-2033885				NetJets Financial Holdings LLC	.DE	NIA	NetJets Inc.	Ownership	100.000	Berkshire Hathaway Inc.	NO	
							NetJets France SARL	.FRA	NIA	NetJets Management Ltd.	Ownership	100.000	Berkshire Hathaway Inc.	NO	
			51-0383060				NetJets Inc.	.DE	NIA	Berkshire Hathaway Inc.	Ownership	100.000	Berkshire Hathaway Inc.	NO	
			22-3378514				NetJets International, Inc.	.DE	NIA	NetJets Inc.	Ownership	100.000	Berkshire Hathaway Inc.	NO	
			46-1645945				NetJets IP, LLC	.NE	NIA	Columbia Insurance Company	Ownership	100.000	Berkshire Hathaway Inc.	NO	
							NetJets Italy S.r.l.	.ITA	NIA	NetJets Management Ltd.	Ownership	100.000	Berkshire Hathaway Inc.	NO	
			98-0363663				NetJets Management Ltd.	.GBR	NIA	NetJets International, Inc.	Ownership	100.000	Berkshire Hathaway Inc.	NO	
			31-0685809				NetJets Sales, Inc.	.DE	NIA	NetJets Aviation, Inc.	Ownership	100.000	Berkshire Hathaway Inc.	NO	
			31-1437187				NetJets Services, Inc.	.DE	NIA	NetJets Inc.	Ownership	100.000	Berkshire Hathaway Inc.	NO	
							NetJets Strategic Holdings (Asia) Limited	.HKG	NIA	NJ Asia Limited	Ownership	50.000	Berkshire Hathaway Inc.	NO	
			98-0492927				NetJets Transportes Aereos, SA	.PRT	NIA	NetJets Europe Holdings, LLC	Ownership	1.000	Berkshire Hathaway Inc.	NO	
			98-0492927				NetJets Transportes Aereos, SA	.PRT	NIA	NetJets U.S., Inc.	Ownership	47.000	Berkshire Hathaway Inc.	NO	
			98-0492927				NetJets Transportes Aereos, SA	.PRT	NIA	NJE Holdings, LLC	Ownership	1.000	Berkshire Hathaway Inc.	NO	
			22-3530627				NetJets U.S., Inc.	.DE	NIA	NetJets International, Inc.	Ownership	100.000	Berkshire Hathaway Inc.	NO	
							NetJets UK Ltd.	.GBR	NIA	NetJets Management Ltd.	Ownership	100.000	Berkshire Hathaway Inc.	NO	
			88-6002040				Nevada Electric Investment Company	.NV	NIA	Nevada Power Company	Ownership	100.000	Berkshire Hathaway Inc.	NO	
			88-0420104				Nevada Power Company	.NV	NIA	NV Energy, Inc.	Ownership	100.000	Berkshire Hathaway Inc.	NO	
			46-3242875				New Blossom Partners, LP	.TN	NIA	AHP Housing Fund 236, LLC	Ownership	99.990	Berkshire Hathaway Inc.	NO	
			46-3242875				New Blossom Partners, LP	.TN	NIA	AHP SLP LLC	Ownership	0.000	Berkshire Hathaway Inc.	NO	
			26-3092233				New Covington Apartments LP	.LA	NIA	AHP Housing Fund 154, LLC	Ownership	99.991	Berkshire Hathaway Inc.	NO	
							New England Asset Management Limited	.IRL	NIA	New England Asset Management, Inc.	Ownership	100.000	Berkshire Hathaway Inc.	NO	
			06-1113980				New England Asset Management, Inc.	.DE	NIA	General Re Corporation	Ownership	100.000	Berkshire Hathaway Inc.	NO	
							NewGen Drilling Pty Limited	.AUS	NIA	CalEnergy Resources Limited	Ownership	80.000	Berkshire Hathaway Inc.	NO	
			84-4241774				NFM Custom Countertops, LLC	.NE	NIA	Nebraska Furniture Mart, Inc.	Ownership	100.000	Berkshire Hathaway Inc.	NO	
			93-1503353				NFM of Cedar Park, Inc.	.TX	NIA	Nebraska Furniture Mart, Inc.	Ownership	100.000	Berkshire Hathaway Inc.	NO	
			74-3021927				NFM of Kansas, Inc.	.KS	NIA	Nebraska Furniture Mart, Inc.	Ownership	100.000	Berkshire Hathaway Inc.	NO	
			45-4530174				NFM Services LLC	.TX	NIA	Nebraska Furniture Mart, Inc.	Ownership	100.000	Berkshire Hathaway Inc.	NO	
			92-2733856				NFM Wellness, LLC	.NE	NIA	Nebraska Furniture Mart, Inc.	Ownership	100.000	Berkshire Hathaway Inc.	NO	
			45-2413507				NFVT Motors, LLC	.DE	NIA	Berkshire Hathaway Automotive Inc.	Ownership	81.000	Berkshire Hathaway Inc.	NO	
			82-3638191				NiChe LNG, LLC	.DE	NIA	Modular LNG Holdings, Inc.	Ownership	90.000	Berkshire Hathaway Inc.	NO	
			84-5186120				NiChe Storage Solutions, LLC	.DE	NIA	NiChe LNG, LLC	Ownership	100.000	Berkshire Hathaway Inc.	NO	
			98-1228911				NJ Asia Limited	.HKG	NIA	NetJets Inc.	Ownership	100.000	Berkshire Hathaway Inc.	NO	
			20-1963992				NJE Holdings, LLC	.DE	NIA	NetJets U.S., Inc.	Ownership	100.000	Berkshire Hathaway Inc.	NO	
			57-1049421				NJI Sales, Inc.	.DE	NIA	NetJets International, Inc.	Ownership	100.000	Berkshire Hathaway Inc.	NO	
			82-3814458				NJS145 LLC	.DE	NIA	NetJets Aviation, Inc.	Ownership	100.000	Berkshire Hathaway Inc.	NO	
			86-1018010				NMVT Motors, LLC	.DE	NIA	Berkshire Hathaway Automotive Inc.	Ownership	71.000	Berkshire Hathaway Inc.	NO	
			86-1018010				NMVT Motors, LLC	.DE	NIA	BHA Minority Interest Holdco, Inc.	Ownership	10.000	Berkshire Hathaway Inc.	NO	
			82-0556195				NNGC Acquisition, LLC	.DE	NIA	BHE Pipeline Group, LLC	Ownership	100.000	Berkshire Hathaway Inc.	NO	
			98-0705427				Noranco Inc.	.CAN	NIA	Precision Castparts Corp.	Ownership	100.000	Berkshire Hathaway Inc.	NO	
			99-0367323				Noranco Manufacturing (USA) Ltd.	.DE	NIA	Precision Castparts Corp.	Ownership	100.000	Berkshire Hathaway Inc.	NO	
							Noranco Manufacturing Mexico, S.A. de C.V.	.MEX	NIA	Noranco Manufacturing (USA) Ltd.	Ownership	0.100	Berkshire Hathaway Inc.	NO	
							Noranco Manufacturing Mexico, S.A. de C.V.	.MEX	NIA	Precision Castparts Corp.	Ownership	99.900	Berkshire Hathaway Inc.	NO	
							Noranco Mexico Services, S.A. de C.V.	.MEX	NIA	Noranco Manufacturing (USA) Ltd.	Ownership	0.100	Berkshire Hathaway Inc.	NO	
							Noranco Mexico Services, S.A. de C.V.	.MEX	NIA	Precision Castparts Corp.	Ownership	99.900	Berkshire Hathaway Inc.	NO	

ANNUAL STATEMENT FOR THE YEAR 2023 OF THE General Re Life Corporation

**SCHEDULE Y**

**PART 1A - DETAIL OF INSURANCE HOLDING COMPANY SYSTEM**

1	2	3	4	5	6	7	8	9	10	11	12	13	14	15	16
Group Code	Group Name	NAIC Company Code	ID Number	Federal RSSD	CIK	Name of Securities Exchange if Publicly Traded (U.S. or International)	Names of Parent, Subsidiaries Or Affiliates	Domiciliary Location	Relationship to Reporting Entity	Directly Controlled by (Name of Entity/Person)	Type of Control (Ownership, Board, Management, Attorney-in-Fact, Influence, Other)	If Control is Ownership Provide Percentage	Ultimate Controlling Entity(ies)/Person(s)	Is an SCA Filing Required? (Yes/No)	*
.0031	Berkshire Hathaway Group	31470	23-2459204				Nord Bitumi Canada Limited	.CAN	NIA	Johns Manville	Ownership	100.000	Berkshire Hathaway Inc.	NO	
							NorGUARD Insurance Company	.NE	IA	WestGUARD Insurance Company	Ownership	100.000	Berkshire Hathaway Inc.	NO	
							Norming Investments B.V.	.MLD	NIA	Berkshire Hathaway Energy Company	Ownership	100.000	Berkshire Hathaway Inc.	NO	
			76-0373017				North Country Gas Pipeline Corporation	.NY	NIA	Saranac Power Partners, L.P.	Ownership	100.000	Berkshire Hathaway Inc.	NO	
							North East PowerGrid Limited	.GBR	NIA	Northern Electric plc.	Ownership	100.000	Berkshire Hathaway Inc.	NO	
							North Eastern PowerGrid Limited	.GBR	NIA	Northern Electric plc.	Ownership	100.000	Berkshire Hathaway Inc.	NO	
							North PowerGrid Limited	.GBR	NIA	Northern Electric plc.	Ownership	100.000	Berkshire Hathaway Inc.	NO	
							North West PowerGrid Limited	.GBR	NIA	Northern Electric plc.	Ownership	100.000	Berkshire Hathaway Inc.	NO	
							North Western PowerGrid Limited	.GBR	NIA	Northern Electric plc.	Ownership	100.000	Berkshire Hathaway Inc.	NO	
			06-1505589				Northeast Referral Group, LLC	.DE	NIA	PCRE, L.L.C.	Ownership	100.000	Berkshire Hathaway Inc.	NO	
							Northern Electric Distribution Limited	.GBR	NIA	Northern Electric plc.	Ownership	100.000	Berkshire Hathaway Inc.	NO	
							Northern Electric Finance plc.	.GBR	NIA	Northern Powergrid (Northeast) plc	Ownership	100.000	Berkshire Hathaway Inc.	NO	
							Northern Electric plc.	.GBR	NIA	Northern Powergrid Limited	Ownership	100.000	Berkshire Hathaway Inc.	NO	
							Northern Electric Properties Limited	.GBR	NIA	Northern Electric plc.	Ownership	100.000	Berkshire Hathaway Inc.	NO	
							Northern Electric Share Scheme Trustee Limited	.GBR	NIA	Northern Electric plc.	Ownership	100.000	Berkshire Hathaway Inc.	NO	
							Northern Electricity (North East) Limited	.GBR	NIA	Northern Electric plc.	Ownership	100.000	Berkshire Hathaway Inc.	NO	
							Northern Electricity (Yorkshire) Limited	.GBR	NIA	Northern Electric plc.	Ownership	100.000	Berkshire Hathaway Inc.	NO	
							Northern Electricity Limited	.GBR	NIA	Northern Electric plc.	Ownership	100.000	Berkshire Hathaway Inc.	NO	
							Northern Electricity Networks Company (North East) Limited	.GBR	NIA	Northern Electric plc.	Ownership	100.000	Berkshire Hathaway Inc.	NO	
							Northern Electricity Networks Company (Yorkshire) Limited	.GBR	NIA	Northern Electric plc.	Ownership	100.000	Berkshire Hathaway Inc.	NO	
							Northern Electricity Networks Company Limited	.GBR	NIA	Northern Electric plc.	Ownership	100.000	Berkshire Hathaway Inc.	NO	
							Northern Electrics Limited	.GBR	NIA	Northern Electric plc.	Ownership	100.000	Berkshire Hathaway Inc.	NO	
							Northern Energy Funding Company Limited	.GBR	NIA	Northern Electric plc.	Ownership	100.000	Berkshire Hathaway Inc.	NO	
			93-0932349				Northern Natural Gas Company	.DE	NIA	NNGC Acquisition, LLC	Ownership	100.000	Berkshire Hathaway Inc.	NO	
							Northern Power Networks Company (North East) Limited	.GBR	NIA	Northern Electric plc.	Ownership	100.000	Berkshire Hathaway Inc.	NO	
							Northern Power Networks Company (Yorkshire) Limited	.GBR	NIA	Northern Electric plc.	Ownership	100.000	Berkshire Hathaway Inc.	NO	
							Northern Power Networks Company Limited	.GBR	NIA	Northern Electric plc.	Ownership	100.000	Berkshire Hathaway Inc.	NO	
							Northern PowerGrid (North West) Limited	.GBR	NIA	Northern Electric plc.	Ownership	100.000	Berkshire Hathaway Inc.	NO	
							Northern Powergrid (Northeast) plc	.GBR	NIA	Northern Electric plc.	Ownership	100.000	Berkshire Hathaway Inc.	NO	
			98-0447153				Northern Powergrid (Yorkshire) plc.	.GBR	NIA	Yorkshire Electricity Group plc.	Ownership	100.000	Berkshire Hathaway Inc.	NO	
							Northern Powergrid Gas Limited	.GBR	NIA	Northern Powergrid Limited	Ownership	100.000	Berkshire Hathaway Inc.	NO	
							Northern Powergrid Holdings Company	.GBR	NIA	BHE U.K. Electric, Inc.	Ownership	35.000	Berkshire Hathaway Inc.	NO	
							Northern Powergrid Holdings Company	.GBR	NIA	BHE U.K. Inc.	Ownership	30.000	Berkshire Hathaway Inc.	NO	
							Northern Powergrid Holdings Company	.GBR	NIA	BHE U.K. Power, Inc.	Ownership	35.000	Berkshire Hathaway Inc.	NO	
							Northern Powergrid Limited	.GBR	NIA	Northern Powergrid UK Holdings	Ownership	100.000	Berkshire Hathaway Inc.	NO	
							Northern Powergrid Metering Limited	.GBR	NIA	Northern Electric plc.	Ownership	100.000	Berkshire Hathaway Inc.	NO	
			98-0173268				Northern Powergrid UK Holdings	.GBR	NIA	BHE U.K. Electric, Inc.	Ownership	0.347	Berkshire Hathaway Inc.	NO	
			98-0173268				Northern Powergrid UK Holdings	.GBR	NIA	BHE U.K. Inc.	Ownership	0.297	Berkshire Hathaway Inc.	NO	
			98-0173268				Northern Powergrid UK Holdings	.GBR	NIA	BHE U.K. Power, Inc.	Ownership	0.347	Berkshire Hathaway Inc.	NO	
			98-0173268				Northern Powergrid UK Holdings	.GBR	NIA	Northern Powergrid Holdings Company	Ownership	99.010	Berkshire Hathaway Inc.	NO	
							Northern Radio Limited	.CAN	NIA	BNSF Railway Company	Ownership	100.000	Berkshire Hathaway Inc.	NO	
			41-1502250				Northern States Agency, Inc.	.MN	NIA	Berkshire Hathaway Inc.	Ownership	100.000	Berkshire Hathaway Inc.	NO	
							Northern Transport Finance Limited	.GBR	NIA	Northern Electric plc.	Ownership	100.000	Berkshire Hathaway Inc.	NO	
							Northern Utility Services Limited	.GBR	NIA	Northern Electric plc.	Ownership	100.000	Berkshire Hathaway Inc.	NO	

53.63

ANNUAL STATEMENT FOR THE YEAR 2023 OF THE General Re Life Corporation

**SCHEDULE Y**

**PART 1A - DETAIL OF INSURANCE HOLDING COMPANY SYSTEM**

1	2	3	4	5	6	7	8	9	10	11	12	13	14	15	16
Group Code	Group Name	NAIC Company Code	ID Number	Federal RSSD	CIK	Name of Securities Exchange if Publicly Traded (U.S. or International)	Names of Parent, Subsidiaries Or Affiliates	Domiciliary Location	Relationship to Reporting Entity	Directly Controlled by (Name of Entity/Person)	Type of Control (Ownership, Board, Management, Attorney-in-Fact, Influence, Other)	If Control is Ownership Provide Percentage	Ultimate Controlling Entity(ies)/Person(s)	Is an SCA Filing Required? (Yes/No)	*
			47-3231724				Northfield Community Solar Gardens, LLC	DE	NIA	Geronomo Community Solar Gardens, LLC	Ownership	100.000	Berkshire Hathaway Inc.	NO	
			47-3245282				Northfield CSG1, LLC	DE	NIA	Geronomo Community Solar Gardens, LLC	Ownership	100.000	Berkshire Hathaway Inc.	NO	
			47-3258549				Northfield CSG2, LLC	DE	NIA	Geronomo Community Solar Gardens, LLC	Ownership	100.000	Berkshire Hathaway Inc.	NO	
			47-3773707				Northfield CSG3, LLC	DE	NIA	Geronomo Community Solar Gardens, LLC	Ownership	100.000	Berkshire Hathaway Inc.	NO	
			47-3786729				Northfield CSG4, LLC	DE	NIA	Geronomo Community Solar Gardens, LLC	Ownership	100.000	Berkshire Hathaway Inc.	NO	
			47-3808048				Northfield CSG5, LLC	DE	NIA	Geronomo Community Solar Gardens, LLC	Ownership	100.000	Berkshire Hathaway Inc.	NO	
							Northampton Acquisition Limited	GBR	NIA	Larson-Juhl International LLC	Ownership	100.000	Berkshire Hathaway Inc.	NO	
			86-2901814				Northrop Realty, LLC	DE	NIA	Long & Foster Real Estate, Inc.	Ownership	100.000	Berkshire Hathaway Inc.	NO	
							Northwest Corner Affordable Housing Partners LLLP	WA	NIA	AHP Housing Fund 54, LLC	Ownership	99.990	Berkshire Hathaway Inc.	NO	
			26-3740247				Northwoods Housing LLLP	MN	NIA	AHP Housing Fund 47, LLC	Ownership	99.990	Berkshire Hathaway Inc.	NO	
			35-2409643				Noveon Hilton Davis, Inc.	DE	NIA	Lubrizol Advanced Materials FCC, LLC	Ownership	100.000	Berkshire Hathaway Inc.	NO	
			95-4071292				Novosurge Technologies Ltd	ISR	NIA	Shafir Production Systems Ltd.	Ownership	25.220	Berkshire Hathaway Inc.	NO	
			81-1369733				NPTBH Motors LLC	DE	NIA	Berkshire Hathaway Automotive Inc.	Ownership	76.000	Berkshire Hathaway Inc.	NO	
			23-2074221				NRG America Holding Company	DE	NIA	Nederlandse Reassurantie Groep N.V.	Ownership	100.000	Berkshire Hathaway Inc.	NO	
							NRG Victory Holdings Limited	GBR	NIA	Nederlandse Reassurantie Groep N.V.	Ownership	100.000	Berkshire Hathaway Inc.	NO	
							NRG Victory Reinsurance Limited	GBR	NIA	NRG Victory Holdings Limited	Ownership	100.000	Berkshire Hathaway Inc.	NO	
			46-3126963				NRS Referral Services, LLC	DE	NIA	Fox & Roach/Trident Limited Partnership	Ownership	100.000	Berkshire Hathaway Inc.	NO	
			38-1941474				NSS Technologies, Inc.	MI	NIA	SPS International Investment Company	Ownership	100.000	Berkshire Hathaway Inc.	NO	
							NSW Cranes Pty Ltd	AUS	NIA	Marmon Crane (Australia) Pty Ltd	Ownership	100.000	Berkshire Hathaway Inc.	NO	
							NTK Cutting Tools (Shanghai) Co., Ltd.	CHN	NIA	IMC International Metalworking Companies Inc.	Ownership	100.000	Berkshire Hathaway Inc.	NO	
							NTK Cutting Tools CO., LTD.	JPN	NIA	IMC International Metalworking Companies Inc.	Ownership	51.000	Berkshire Hathaway Inc.	NO	
							NTK Technical Ceramics Korea Co., Ltd.	KOR	NIA	NTK Cutting Tools CO., LTD.	Ownership	100.000	Berkshire Hathaway Inc.	NO	
							Nufama Holding B.V.	NLD	NIA	Meyn Beheer B.V.	Ownership	100.000	Berkshire Hathaway Inc.	NO	
							NU-Line Products, Inc.	CAN	NIA	Fontaine Spray Suppression Company	Ownership	100.000	Berkshire Hathaway Inc.	NO	
			88-1098358				NV Energy, Inc.	NV	NIA	NVE Holdings, LLC	Ownership	100.000	Berkshire Hathaway Inc.	NO	
			46-2907437				NVE Holdings, LLC	DE	NIA	Berkshire Hathaway Energy Company	Ownership	100.000	Berkshire Hathaway Inc.	NO	
			27-1413915				NVE Insurance Company, Inc.	NV	NIA	NV Energy, Inc.	Ownership	100.000	Berkshire Hathaway Inc.	NO	
			27-2968956				NIH Referral Services LLC	OR	NIA	HomeServices of Oregon, LLC	Ownership	100.000	Berkshire Hathaway Inc.	NO	
			27-1338308				Nylok LLC	DE	NIA	Marmon Engineered Components Company	Ownership	100.000	Berkshire Hathaway Inc.	NO	
							Nylok S. de R.L. de C.V.	MEX	NIA	Marmon Engineered Components Company	Ownership	99.000	Berkshire Hathaway Inc.	NO	
							Nylok S. de R.L. de C.V.	MEX	NIA	Nylok LLC	Ownership	1.000	Berkshire Hathaway Inc.	NO	
							O.O.O. Meyn	RUS	NIA	Meyn Beheer B.V.	Ownership	99.000	Berkshire Hathaway Inc.	NO	
							O.O.O. Meyn	RUS	NIA	Meyn Food Processing Technology B.V.	Ownership	1.000	Berkshire Hathaway Inc.	NO	
0031	Berkshire Hathaway Group	34630	47-0762702				Oak River Insurance Company	NE	IA	National Indemnity Company	Ownership	100.000	Berkshire Hathaway Inc.	NO	
			87-1090989				Oakwood Sales, LLC	AZ	NIA	CMH Capital, Inc.	Ownership	100.000	Berkshire Hathaway Inc.	NO	
			35-2456545				Octnc Partners I, LLC	CA	NIA	Intero Real Estate Services, Inc.	Ownership	50.000	Berkshire Hathaway Inc.	NO	
			83-2636483				OKC Rockwell Apartments, LLC	OK	NIA	AHP Housing Fund 241, LLC	Ownership	99.990	Berkshire Hathaway Inc.	NO	
			47-2412504				Oklahoma Christian Affordable LP	OK	NIA	AHP Housing Fund 99, LLC	Ownership	99.990	Berkshire Hathaway Inc.	NO	
0031	Berkshire Hathaway Group	37060	48-0884451				Old United Casualty Company	KS	IA	Van Enterprises, Inc.	Ownership	100.000	Berkshire Hathaway Inc.	NO	
0031	Berkshire Hathaway Group	76007	48-0735224				Old United Life Insurance Company	AZ	IA	Van Enterprises, Inc.	Ownership	100.000	Berkshire Hathaway Inc.	NO	
			45-5116814				Olivewood Apartments, LP	MS	NIA	AHP Housing Fund 72, LLC	Ownership	99.990	Berkshire Hathaway Inc.	NO	
			47-0891061				One Centre Square Group, LLC	TN	NIA	21st Mortgage Corporation	Ownership	100.000	Berkshire Hathaway Inc.	NO	
			83-1590301				O-N-G Services, LLC	DE	NIA	Flow Improvers LLC	Ownership	100.000	Berkshire Hathaway Inc.	NO	
							000 Roxell	RUS	NIA	Roxell BV	Ownership	100.000	Berkshire Hathaway Inc.	NO	
			81-1386857				Optum Energy Solutions, LLC	DE	NIA	LiquidPower Specialty Products Inc.	Ownership	100.000	Berkshire Hathaway Inc.	NO	
			38-3918669				Orange Redevelopment AR II, LP	TX	NIA	AHP Housing Fund 69, LLC	Ownership	99.990	Berkshire Hathaway Inc.	NO	

ANNUAL STATEMENT FOR THE YEAR 2023 OF THE General Re Life Corporation

**SCHEDULE Y**

**PART 1A - DETAIL OF INSURANCE HOLDING COMPANY SYSTEM**

1	2	3	4	5	6	7	8	9	10	11	12	13	14	15	16
Group Code	Group Name	NAIC Company Code	ID Number	Federal RSSD	CIK	Name of Securities Exchange if Publicly Traded (U.S. or International)	Names of Parent, Subsidiaries Or Affiliates	Domiciliary Location	Relationship to Reporting Entity	Directly Controlled by (Name of Entity/Person)	Type of Control (Ownership, Board, Management, Attorney-in-Fact, Influence, Other)	If Control is Ownership Provide Percentage	Ultimate Controlling Entity(ies)/Person(s)	Is an SCA Filing Required? (Yes/No)	*
			39-2081063				Orange Redevelopment PG, LP	TX	NIA	AHP Housing Fund 68, LLC	Ownership	99.990	Berkshire Hathaway Inc.	NO	
			30-0801676				Orange Redevelopment VJ, LP	TX	NIA	AHP Housing Fund 67, LLC	Ownership	99.990	Berkshire Hathaway Inc.	NO	
			38-3940454				Orange Redevelopment W0, LP	TX	NIA	AHP Housing Fund 90, LLC	Ownership	99.990	Berkshire Hathaway Inc.	NO	
			11-3563729				Orion Risk Analysts, Inc.	NY	NIA	Transatlantic Reinsurance Company	Ownership	100.000	Berkshire Hathaway Inc.	NO	
			80-0681455				Oriental Trading Company, Inc.	DE	NIA	OTC Brands, Inc.	Ownership	100.000	Berkshire Hathaway Inc.	NO	
			47-3158764				Orion Community Solar Gardens, LLC	DE	NIA	Geronimo Community Solar Gardens, LLC	Ownership	100.000	Berkshire Hathaway Inc.	NO	
			47-3189271				Orion CSG1, LLC	DE	NIA	Geronimo Community Solar Gardens, LLC	Ownership	100.000	Berkshire Hathaway Inc.	NO	
			47-3196305				Orion CSG2, LLC	DE	NIA	Geronimo Community Solar Gardens, LLC	Ownership	100.000	Berkshire Hathaway Inc.	NO	
			47-3218373				Orion CSG3, LLC	DE	NIA	Geronimo Community Solar Gardens, LLC	Ownership	100.000	Berkshire Hathaway Inc.	NO	
			11-3258184				Orkal Industries LLC	NY	NIA	Future Metals LLC	Ownership	100.000	Berkshire Hathaway Inc.	NO	
			22-3880649				OsteoMed LLC	DE	NIA	Colson Medical, LLC	Ownership	100.000	Berkshire Hathaway Inc.	NO	
			27-4791180				OTC Brands, Inc.	DE	NIA	OTC Worldwide Holdings, Inc.	Ownership	100.000	Berkshire Hathaway Inc.	NO	
			27-4811648				OTC Direct, Inc.	NE	NIA	Oriental Trading Company, Inc.	Ownership	100.000	Berkshire Hathaway Inc.	NO	
							OTC Shanghai Trading Limited	CHN	NIA	OTC Brands, Inc.	Ownership	100.000	Berkshire Hathaway Inc.	NO	
			27-4790857				OTC Worldwide Holdings, Inc.	DE	NIA	Berkshire Hathaway Inc.	Ownership	100.000	Berkshire Hathaway Inc.	NO	
							Outiltec E.U.R.L	FRA	NIA	IMC International Metalworking Companies Inc.	Ownership	100.000	Berkshire Hathaway Inc.	NO	
							OWL Acquisition Company, LLC	TX	NIA	OWL AssetCo 1, LLC	Ownership	100.000	Berkshire Hathaway Inc.	NO	
							OWL Allgood Water, LLC	TX	NIA	OWL Permian, LLC	Ownership	100.000	Berkshire Hathaway Inc.	NO	
							OWL AssetCo 1, LLC	TX	NIA	Horus Infrastructure IA LLC	Ownership	100.000	Berkshire Hathaway Inc.	NO	
							OWL Black Lake SWD, LLC	TX	NIA	OWL Permian, LLC	Ownership	100.000	Berkshire Hathaway Inc.	NO	
							OWL Bobcat SWD, LLC	TX	NIA	OWL Lea County, LLC	Ownership	100.000	Berkshire Hathaway Inc.	NO	
							OWL Brininstool SWD, LLC	TX	NIA	OWL Lea County, LLC	Ownership	100.000	Berkshire Hathaway Inc.	NO	
							OWL Carpenter, LLC	TX	NIA	OWL WestWater, LLC	Ownership	100.000	Berkshire Hathaway Inc.	NO	
							OWL Chaparral SWD, LLC	TX	NIA	OWL Permian, LLC	Ownership	100.000	Berkshire Hathaway Inc.	NO	
							OWL Cities Federal SWD, LLC	TX	NIA	OWL Lea County, LLC	Ownership	100.000	Berkshire Hathaway Inc.	NO	
							OWL Copeland SWD, LLC	TX	NIA	OWL Permian, LLC	Ownership	100.000	Berkshire Hathaway Inc.	NO	
							OWL Danish Flats, LLC	TX	NIA	OWL WestWater, LLC	Ownership	100.000	Berkshire Hathaway Inc.	NO	
							OWL Douglas, LLC	TX	NIA	OWL WestWater, LLC	Ownership	100.000	Berkshire Hathaway Inc.	NO	
			47-1780330				OWL ETX/LA, LLC	TX	NIA	OWL AssetCo 1, LLC	Ownership	100.000	Berkshire Hathaway Inc.	NO	
							OWL Jenkins SWD, LLC	TX	NIA	OWL Permian, LLC	Ownership	100.000	Berkshire Hathaway Inc.	NO	
							OWL Keystone SWD, LLC	TX	NIA	OWL Permian, LLC	Ownership	100.000	Berkshire Hathaway Inc.	NO	
			46-5551331				OWL Lea County, LLC	DE	NIA	OWL Permian, LLC	Ownership	100.000	Berkshire Hathaway Inc.	NO	
							OWL Ludlow, LLC	TX	NIA	OWL WestWater, LLC	Ownership	100.000	Berkshire Hathaway Inc.	NO	
							OWL Madera SWD, LLC	TX	NIA	OWL Permian, LLC	Ownership	100.000	Berkshire Hathaway Inc.	NO	
							OWL McCloy SWD #1, LLC	TX	NIA	OWL Permian, LLC	Ownership	100.000	Berkshire Hathaway Inc.	NO	
							OWL Mills SWD, LLC	TX	NIA	OWL Permian, LLC	Ownership	100.000	Berkshire Hathaway Inc.	NO	
							OWL Oasis SWD, LLC	TX	NIA	OWL Permian, LLC	Ownership	100.000	Berkshire Hathaway Inc.	NO	
							OWL Parks Bell SWD, LLC	TX	NIA	OWL Permian, LLC	Ownership	100.000	Berkshire Hathaway Inc.	NO	
							OWL Permian Pipeline, LLC	TX	NIA	OWL Permian, LLC	Ownership	100.000	Berkshire Hathaway Inc.	NO	
			47-1217036				OWL Permian, LLC	TX	NIA	OWL AssetCo 1, LLC	Ownership	100.000	Berkshire Hathaway Inc.	NO	
							OWL Pinedale, LLC	TX	NIA	OWL WestWater, LLC	Ownership	100.000	Berkshire Hathaway Inc.	NO	
							OWL Powder Pipeline, LLC	TX	NIA	OWL AssetCo 1, LLC	Ownership	100.000	Berkshire Hathaway Inc.	NO	
							OWL Pumpkin Buttes, LLC	TX	NIA	OWL WestWater, LLC	Ownership	100.000	Berkshire Hathaway Inc.	NO	
							OWL Red Hills Gathering, LLC	TX	NIA	OWL Permian, LLC	Ownership	100.000	Berkshire Hathaway Inc.	NO	
							OWL Rockies, LLC	TX	NIA	OWL AssetCo 1, LLC	Ownership	100.000	Berkshire Hathaway Inc.	NO	
							OWL Roy SWD, LLC	TX	NIA	OWL Permian, LLC	Ownership	100.000	Berkshire Hathaway Inc.	NO	
							OWL Smith Ranch SWD, LLC	TX	NIA	OWL Permian, LLC	Ownership	100.000	Berkshire Hathaway Inc.	NO	
							OWL SOAL SWD, LLC	TX	NIA	OWL ETX/LA, LLC	Ownership	100.000	Berkshire Hathaway Inc.	NO	

53.65

ANNUAL STATEMENT FOR THE YEAR 2023 OF THE General Re Life Corporation

**SCHEDULE Y**

**PART 1A - DETAIL OF INSURANCE HOLDING COMPANY SYSTEM**

1	2	3	4	5	6	7	8	9	10	11	12	13	14	15	16
Group Code	Group Name	NAIC Company Code	ID Number	Federal RSSD	CIK	Name of Securities Exchange if Publicly Traded (U.S. or International)	Names of Parent, Subsidiaries Or Affiliates	Domiciliary Location	Relationship to Reporting Entity	Directly Controlled by (Name of Entity/Person)	Type of Control (Ownership, Board, Management, Attorney-in-Fact, Influence, Other)	If Control is Ownership Provide Percentage	Ultimate Controlling Entity(ies)/Person(s)	Is an SCA Filing Required? (Yes/No)	*
							OWL SWD Atlas, LLC	TX	NIA	OWL Permian, LLC	Ownership	100.000	Berkshire Hathaway Inc.	NO	
							OWL SWD Development, LLC	TX	NIA	OWL AssetCo 1, LLC	Ownership	100.000	Berkshire Hathaway Inc.	NO	
							OWL SWD Operating 2, LLC	TX	NIA	OWL Permian, LLC	Ownership	100.000	Berkshire Hathaway Inc.	NO	
							OWL SWD Operating, LLC	TX	NIA	OWL AssetCo 1, LLC	Ownership	100.000	Berkshire Hathaway Inc.	NO	
							OWL Topeka SWD, LLC	TX	NIA	OWL Permian, LLC	Ownership	100.000	Berkshire Hathaway Inc.	NO	
							OWL Tophat SWD, LLC	TX	NIA	OWL Lea County, LLC	Ownership	100.000	Berkshire Hathaway Inc.	NO	
							OWL True Grit SWD, LLC	TX	NIA	OWL Permian, LLC	Ownership	100.000	Berkshire Hathaway Inc.	NO	
							OWL Wamsutter, LLC	TX	NIA	OWL WestWater, LLC	Ownership	100.000	Berkshire Hathaway Inc.	NO	
							OWL Westbrook SWD, LLC	TX	NIA	OWL Permian, LLC	Ownership	100.000	Berkshire Hathaway Inc.	NO	
			82-1558784				OWL Western Gravel and Disposal, LLC	TX	NIA	OWL WestWater, LLC	Ownership	100.000	Berkshire Hathaway Inc.	NO	
			47-2573237				OWL WestWater, LLC	DE	NIA	OWL Rockies, LLC	Ownership	100.000	Berkshire Hathaway Inc.	NO	
			93-0625256				Pacific Minerals, Inc.	WY	NIA	PacificCorp	Ownership	100.000	Berkshire Hathaway Inc.	NO	
			93-0246090				PacifiCorp	OR	NIA	PPW Holdings LLC	Ownership	100.000	Berkshire Hathaway Inc.	NO	
			36-6047629				Paducah & Illinois Railroad Company	KY	NIA	BNSF Railway Company	Ownership	33.340	Berkshire Hathaway Inc.	NO	
			47-4476125				Palace Building Master Tenant, LLC	DE	NIA	BH Media Group, Inc.	Ownership	100.000	Berkshire Hathaway Inc.	NO	
			47-4465572				Palace Building, LLC	DE	NIA	Palace Building Master Tenant, LLC	Ownership	51.000	Berkshire Hathaway Inc.	NO	
			82-4787127				Palmtree Spur LP	TX	NIA	AHP Housing Fund 212, LLC	Ownership	99.990	Berkshire Hathaway Inc.	NO	
			06-1305441				Pan Am Shoe LLC	DE	NIA	Macro Retailing, LLC	Ownership	100.000	Berkshire Hathaway Inc.	NO	
			23-2213540				Pan American Screw LLC	DE	NIA	Marmon Engineered Components Company	Ownership	100.000	Berkshire Hathaway Inc.	NO	
							Paramount Industries Ltd.	HKG	NIA	H. H. Brown Shoe Company, Inc.	Ownership	100.000	Berkshire Hathaway Inc.	NO	
			45-2486547				Park Manor Estates II LP	MN	NIA	AHP Housing Fund 22, LLC	Ownership	99.990	Berkshire Hathaway Inc.	NO	
			82-0892178				Parts and Service Solutions LLC	DE	NIA	Pilot Travel Centers LLC	Ownership	75.000	Berkshire Hathaway Inc.	NO	
							Pasco Ltd.	DOM	NIA	Macro Retailing, LLC	Ownership	100.000	Berkshire Hathaway Inc.	NO	
			47-2890944				Paynesville Community Solar 1, LLC	DE	NIA	Geronimo Community Solar Gardens, LLC	Ownership	100.000	Berkshire Hathaway Inc.	NO	
			47-2907275				Paynesville Community Solar 2, LLC	DE	NIA	Geronimo Community Solar Gardens, LLC	Ownership	100.000	Berkshire Hathaway Inc.	NO	
			47-2920147				Paynesville Community Solar 3, LLC	DE	NIA	Geronimo Community Solar Gardens, LLC	Ownership	100.000	Berkshire Hathaway Inc.	NO	
			47-2931223				Paynesville Community Solar 4, LLC	DE	NIA	Geronimo Community Solar Gardens, LLC	Ownership	100.000	Berkshire Hathaway Inc.	NO	
			47-2949234				Paynesville Community Solar 5, LLC	DE	NIA	Geronimo Community Solar Gardens, LLC	Ownership	100.000	Berkshire Hathaway Inc.	NO	
			47-2315052				Paynesville Community Solar Gardens, LLC	DE	NIA	Geronimo Community Solar Gardens, LLC	Ownership	100.000	Berkshire Hathaway Inc.	NO	
			86-2215836				PCB Marg Development, LLC	FL	NIA	Clayton Properties Group, Inc.	Ownership	50.000	Berkshire Hathaway Inc.	NO	
			84-1882499				PCC Aerostructures Integration Center, LLC	OR	NIA	Precision Castparts Corp.	Ownership	100.000	Berkshire Hathaway Inc.	NO	
							PCC Aerostructures Mexico, S.A. de C.V.	MEX	NIA	Precision Castparts Corp.	Ownership	100.000	Berkshire Hathaway Inc.	NO	
			46-2301663				PCC Aerostructures Wilkes-Barre, LLC	OR	NIA	Primus International LLC	Ownership	100.000	Berkshire Hathaway Inc.	NO	
			34-0821246				PCC Airfoils LLC	OH	NIA	Precision Castparts Corp.	Ownership	100.000	Berkshire Hathaway Inc.	NO	
							PCC Airfoils S.A. de C.V.	MEX	NIA	PCC Airfoils LLC	Ownership	50.000	Berkshire Hathaway Inc.	NO	
							PCC Airfoils S.A. de C.V.	MEX	NIA	Precision Castparts Corp.	Ownership	50.000	Berkshire Hathaway Inc.	NO	
							PCC Distribution Japan K.K.	JPN	NIA	Precision Castparts Corp.	Ownership	100.000	Berkshire Hathaway Inc.	NO	
			98-0574216				PCC Finance Luxembourg LLC	DE	NIA	PCC UK Global Holdings Limited	Ownership	100.000	Berkshire Hathaway Inc.	NO	
			73-1364801				PCC Flow Technologies, Inc.	DE	NIA	Precision Castparts Corp.	Ownership	100.000	Berkshire Hathaway Inc.	NO	
							PCC Germany Holdings GmbH	DEU	NIA	PCC Finance Luxembourg LLC	Ownership	31.000	Berkshire Hathaway Inc.	NO	
							PCC Germany Holdings GmbH	DEU	NIA	Precision Castparts Corp.	Ownership	69.000	Berkshire Hathaway Inc.	NO	
			98-0574217				PCC Luxembourg Holdings S.a.r.l.	LUX	NIA	Wyman-Gordon Forgings, Inc.	Ownership	100.000	Berkshire Hathaway Inc.	NO	
			45-2600604				PCC Rollmet, Inc.	CA	NIA	Precision Castparts Corp.	Ownership	100.000	Berkshire Hathaway Inc.	NO	
			06-1114587				PCC Specialty Products, LLC	DE	NIA	Precision Castparts Corp.	Ownership	100.000	Berkshire Hathaway Inc.	NO	
			82-5103619				PCC Structural Wax Center, LLC	OR	NIA	PCC Structural, Inc.	Ownership	100.000	Berkshire Hathaway Inc.	NO	
			93-1220449				PCC Structural, Inc.	OR	NIA	Precision Castparts Corp.	Ownership	100.000	Berkshire Hathaway Inc.	NO	
							PCC UK Finance Limited	GBR	NIA	PCC UK Global Holdings Limited	Ownership	100.000	Berkshire Hathaway Inc.	NO	
							PCC UK Global Holdings Limited	GBR	NIA	Titanium Metals Corporation	Ownership	100.000	Berkshire Hathaway Inc.	NO	
			20-0470898				PCG Agencies, Inc.	MN	NIA	HomeServices Insurance, Inc.	Ownership	100.000	Berkshire Hathaway Inc.	NO	

53.66

ANNUAL STATEMENT FOR THE YEAR 2023 OF THE General Re Life Corporation

**SCHEDULE Y**

**PART 1A - DETAIL OF INSURANCE HOLDING COMPANY SYSTEM**

1	2	3	4	5	6	7	8	9	10	11	12	13	14	15	16
Group Code	Group Name	NAIC Company Code	ID Number	Federal RSSD	CIK	Name of Securities Exchange if Publicly Traded (U.S. or International)	Names of Parent, Subsidiaries Or Affiliates	Domiciliary Location	Relationship to Reporting Entity	Directly Controlled by (Name of Entity/Person)	Type of Control (Ownership, Board, Management, Attorney-in-Fact, Influence, Other)	If Control is Ownership Provide Percentage	Ultimate Controlling Entity(ies)/Person(s)	Is an SCA Filing Required? (Yes/No)	*
			22-3552432				PCRE, L.L.C.	DE	NIA	PHM Holdings, LLC	Ownership	100.000	Berkshire Hathaway Inc.	NO	
			46-3073631				Pecan Creek - GMC, LP	OK	NIA	AHP Housing Fund 153, LLC	Ownership	99.990	Berkshire Hathaway Inc.	NO	
			27-0854997				Pedcor Investments-2009-KMAH, LP	DE	NIA	AHP Housing Fund 117, LLC	Ownership	99.990	Berkshire Hathaway Inc.	NO	
			37-1787857				Pegasus Community Solar Gardens, LLC	MN	NIA	Geronimo Community Solar Gardens Holding Company, LLC	Ownership	100.000	Berkshire Hathaway Inc.	NO	
			47-4703078				Pegasus CSG1, LLC	MN	NIA	Pegasus Community Solar Gardens, LLC	Ownership	100.000	Berkshire Hathaway Inc.	NO	
			47-4722408				Pegasus CSG2, LLC	MN	NIA	Pegasus Community Solar Gardens, LLC	Ownership	100.000	Berkshire Hathaway Inc.	NO	
			59-2744550				Penn Aluminum International LLC	DE	NIA	Marmon Engineered Components Company	Ownership	100.000	Berkshire Hathaway Inc.	NO	
			36-3972413				Penn Coal Land, Inc.	DE	NIA	transition holdings, LLC	Ownership	100.000	Berkshire Hathaway Inc.	NO	
			36-4031415				Penn Machine Company LLC	DE	NIA	Marmon Transportation Services LLC	Ownership	100.000	Berkshire Hathaway Inc.	NO	
			47-1409286				Peoria SLF LP	IL	NIA	AHP Housing Fund 96, LLC	Ownership	99.990	Berkshire Hathaway Inc.	NO	
							Perfection Auto Part (Shanghai) Co. Ltd.	CHN	NIA	Marmon Services Limited	Ownership	100.000	Berkshire Hathaway Inc.	NO	
			57-0835032				Perfection de Mexico, SAPI de CV	MEX	NIA	Perfection Hy-Test Company	Ownership	50.000	Berkshire Hathaway Inc.	NO	
							Perfection Hy-Test Company	DE	NIA	Marmon Highway Technologies LLC	Ownership	100.000	Berkshire Hathaway Inc.	NO	
							Permaswage (Suzhou) Co. Ltd.	CHN	NIA	Permaswage Holdings, Inc.	Ownership	100.000	Berkshire Hathaway Inc.	NO	
							Permaswage Holding SAS	FRA	NIA	Precision Castparts Corp.	Ownership	100.000	Berkshire Hathaway Inc.	NO	
			26-2134220				Permaswage Holdings, Inc.	DE	NIA	Permaswage Holding SAS	Ownership	100.000	Berkshire Hathaway Inc.	NO	
							Permaswage SAS	FRA	NIA	Permaswage Holding SAS	Ownership	100.000	Berkshire Hathaway Inc.	NO	
			45-5116855				Perry County Properties, LP	MS	NIA	AHP Housing Fund 73, LLC	Ownership	99.990	Berkshire Hathaway Inc.	NO	
			82-4557680				PF Automotive LLC	DE	NIA	Berkshire Hathaway Automotive Inc.	Ownership	81.000	Berkshire Hathaway Inc.	NO	
			84-3964690				PFJE AssetCo Holdings LLC	DE	NIA	PFJE Holdings LLC	Ownership	100.000	Berkshire Hathaway Inc.	NO	
			87-2587410				PFJE CT Holdings LLC	DE	NIA	PFJE AssetCo Holdings LLC	Ownership	100.000	Berkshire Hathaway Inc.	NO	
			84-3949211				PFJE Holdings LLC	DE	NIA	Pilot Travel Centers LLC	Ownership	100.000	Berkshire Hathaway Inc.	NO	
			87-2681725				PFJE SOCAL GP Holdings LLC	DE	NIA	BunkerHill Holdings Company LLC	Ownership	100.000	Berkshire Hathaway Inc.	NO	
			88-1683220				PFJE SOCAL LP Holdings LLC	DE	NIA	BunkerHill Holdings Company LLC	Ownership	100.000	Berkshire Hathaway Inc.	NO	
			20-3759783				PFVT Motors, LLC	DE	NIA	Berkshire Hathaway Automotive Inc.	Ownership	78.000	Berkshire Hathaway Inc.	NO	
			20-3759783				PFVT Motors, LLC	DE	NIA	BHA Minority Interest Holdco, Inc.	Ownership	3.000	Berkshire Hathaway Inc.	NO	
			87-2873003				PHM Holdings, LLC	DE	NIA	Prosperity Home Mortgage, LLC	Ownership	100.000	Berkshire Hathaway Inc.	NO	
			33-0479882				Pickford Escrow Company, Inc.	CA	NIA	Pickford Services Company	Ownership	100.000	Berkshire Hathaway Inc.	NO	
			33-0724493				Pickford Holdings LLC	CA	NIA	HomeServices of California, LLC	Ownership	100.000	Berkshire Hathaway Inc.	NO	
			33-0960990				Pickford Real Estate, Inc.	CA	NIA	HomeServices of California, LLC	Ownership	100.000	Berkshire Hathaway Inc.	NO	
			33-0396055				Pickford Realty, Ltd., a California Limited Partnership	CA	NIA	HomeServices of California, LLC	Ownership	99.000	Berkshire Hathaway Inc.	NO	
			33-0396055				Pickford Realty, Ltd., a California Limited Partnership	CA	NIA	Pickford Real Estate, Inc.	Ownership	1.000	Berkshire Hathaway Inc.	NO	
			33-0523297				Pickford Services Company	CA	NIA	HomeServices of California, LLC	Ownership	100.000	Berkshire Hathaway Inc.	NO	
			86-3024790				Piedmont Manufacturing Group, LLC	DE	NIA	Marmon Holdings, Inc.	Ownership	100.000	Berkshire Hathaway Inc.	NO	
							PigTek Europe GmbH	DEU	NIA	CTB Verwaltung GmbH	Ownership	100.000	Berkshire Hathaway Inc.	NO	
							PIGTEK VIETNAM COMPANY LIMITED	VNM	NIA	CTB, Inc. ("CTB")	Ownership	100.000	Berkshire Hathaway Inc.	NO	
							PiikaniLink, L.P.	CAN	NIA	AltaLink Management Ltd.	Ownership	0.010	Berkshire Hathaway Inc.	NO	
							PiikaniLink, L.P.	CAN	NIA	AltaLink, L.P.	Ownership	48.995	Berkshire Hathaway Inc.	NO	
							Pillar Capital Holdings Limited	BMU	NIA	Transatlantic Holdings, Inc.	Ownership	50.000	Berkshire Hathaway Inc.	NO	
			86-1395917				Pilot Arizona Pride - Yucca LLC	DE	NIA	Pilot Travel Centers LLC	Ownership	60.000	Berkshire Hathaway Inc.	NO	
			84-1995167				Pilot Arizona Pride LLC	DE	NIA	Pilot Travel Centers LLC	Ownership	50.000	Berkshire Hathaway Inc.	NO	
			83-0956686				Pilot Arizona South LLC	DE	NIA	Pilot Travel Centers LLC	Ownership	50.000	Berkshire Hathaway Inc.	NO	
			85-2999605				Pilot Arizona Venture LLC	DE	NIA	Pilot Travel Centers LLC	Ownership	50.000	Berkshire Hathaway Inc.	NO	
							Pilot Butte, LLC	DE	NIA	HomeServices of Oregon, LLC	Ownership	100.000	Berkshire Hathaway Inc.	NO	
			85-1092145				Pilot California Venture LLC	DE	NIA	Pilot Travel Centers LLC	Ownership	50.000	Berkshire Hathaway Inc.	NO	
			88-2328276				Pilot Emerging Mobility and Energy LLC	DE	NIA	PFJE Holdings LLC	Ownership	100.000	Berkshire Hathaway Inc.	NO	

53.67

ANNUAL STATEMENT FOR THE YEAR 2023 OF THE General Re Life Corporation

**SCHEDULE Y**

**PART 1A - DETAIL OF INSURANCE HOLDING COMPANY SYSTEM**

1	2	3	4	5	6	7	8	9	10	11	12	13	14	15	16
Group Code	Group Name	NAIC Company Code	ID Number	Federal RSSD	CIK	Name of Securities Exchange if Publicly Traded (U.S. or International)	Names of Parent, Subsidiaries Or Affiliates	Domiciliary Location	Relationship to Reporting Entity	Directly Controlled by (Name of Entity/Person)	Type of Control (Ownership, Board, Management, Attorney-in-Fact, Influence, Other)	If Control is Ownership Provide Percentage	Ultimate Controlling Entity(ies)/Person(s)	Is an SCA Filing Required? (Yes/No)	*
			47-1100560				Pilot Manning LLC	DE	NIA	Pilot Travel Centers LLC	Ownership	50.000	Berkshire Hathaway Inc.	NO	
			76-0239371				Pilot of Texas LLC	TX	NIA	PTCAA Texas L.P.	Ownership	100.000	Berkshire Hathaway Inc.	NO	
			88-3541734				Pilot OFS Holdings LLC	DE	NIA	PFJE AssetCo Holdings LLC	Ownership	100.000	Berkshire Hathaway Inc.	NO	
			83-0783018				Pilot Pacific Northwest LLC	DE	NIA	Pilot Travel Centers LLC	Ownership	50.000	Berkshire Hathaway Inc.	NO	
			62-1716238				Pilot Receivables LLC	TN	NIA	Pilot Travel Centers LLC	Ownership	100.000	Berkshire Hathaway Inc.	NO	
			83-2470033				Pilot Texas West LLC	DE	NIA	Pilot Travel Centers LLC	Ownership	50.000	Berkshire Hathaway Inc.	NO	
			34-1953155				Pilot Travel Centers LLC	DE	NIA	National Indemnity Company	Ownership	80.000	Berkshire Hathaway Inc.	NO	
							Pilot Water Gathering Delaware Investments LLC	DE	NIA	Pilot Water Gathering Delaware LLC	Ownership	100.000	Berkshire Hathaway Inc.	NO	
			85-2531892				Pilot Water Gathering Delaware LLC	DE	NIA	Pilot Water Solutions LLC	Ownership	100.000	Berkshire Hathaway Inc.	NO	
			81-2172680				Pilot Water Solutions LLC	DE	NIA	Pilot OFS Holdings LLC	Ownership	79.500	Berkshire Hathaway Inc.	NO	
			83-0671454				Pilot Water Solutions Permian LLC	DE	NIA	Pilot Water Solutions LLC	Ownership	100.000	Berkshire Hathaway Inc.	NO	
			20-5620889				Pilot Water Solutions SWD LLC	DE	NIA	Pilot Water Solutions LLC	Ownership	100.000	Berkshire Hathaway Inc.	NO	
			82-3297278				Pilot West LLC	DE	NIA	Pilot Travel Centers LLC	Ownership	50.000	Berkshire Hathaway Inc.	NO	
			83-3223448				Pilot Xpress Arizona LLC	DE	NIA	Pilot Travel Centers LLC	Ownership	50.000	Berkshire Hathaway Inc.	NO	
			85-0746382				Pilot Xpress LLC	DE	NIA	Pilot Travel Centers LLC	Ownership	50.000	Berkshire Hathaway Inc.	NO	
			84-4065827				Pine Canyon Land Company	DE	NIA	BNSF Railway Company	Ownership	100.000	Berkshire Hathaway Inc.	NO	
			36-3357364				Pine Grove Ackerman, LP	MS	NIA	AHP Housing Fund 74, LLC	Ownership	99.990	Berkshire Hathaway Inc.	NO	
			45-4715139				Pineview Housing LLLP	IN	NIA	AHP Housing Fund 59, LLC	Ownership	99.990	Berkshire Hathaway Inc.	NO	
			46-1508038				Pinnacle Nissan, LLC	DE	NIA	Berkshire Hathaway Automotive Inc.	Ownership	91.000	Berkshire Hathaway Inc.	NO	
			86-0807824				Pinyon Pines Funding, LLC	DE	NIA	Pinyon Pines Projects Holding, LLC	Ownership	100.000	Berkshire Hathaway Inc.	NO	
			81-4837773				Pinyon Pines I Holding Company, LLC	DE	NIA	BHE Wind, LLC	Ownership	100.000	Berkshire Hathaway Inc.	NO	
			46-1859029				Pinyon Pines II Holding Company, LLC	DE	NIA	BHE Wind, LLC	Ownership	100.000	Berkshire Hathaway Inc.	NO	
			46-1865130				Pinyon Pines Projects Holding, LLC	DE	NIA	BHE Wind, LLC	Ownership	100.000	Berkshire Hathaway Inc.	NO	
			81-4812743				Pinyon Pines Wind I, LLC	DE	NIA	Pinyon Pines I Holding Company, LLC	Ownership	100.000	Berkshire Hathaway Inc.	NO	
			27-1465453				Pinyon Pines Wind II, LLC	DE	NIA	Pinyon Pines II Holding Company, LLC	Ownership	100.000	Berkshire Hathaway Inc.	NO	
			27-2498877				Piper Finance Company, Inc	DE	NIA	TTI, Inc.	Ownership	100.000	Berkshire Hathaway Inc.	NO	
			88-3955526				Pivotal JAX LNG, LLC	DE	NIA	Pivotal LNG, LLC	Ownership	100.000	Berkshire Hathaway Inc.	NO	
			36-4801462				Pivotal LNG, LLC	DE	NIA	NiChe LNG, LLC	Ownership	100.000	Berkshire Hathaway Inc.	NO	
			20-5447265				PIVT Motors, LLC	DE	NIA	Berkshire Hathaway Automotive Inc.	Ownership	85.000	Berkshire Hathaway Inc.	NO	
			26-0811908				Planbay Limited	IRL	NIA	Anchorbuoy Ltd	Ownership	100.000	Berkshire Hathaway Inc.	NO	
			98-1640952				Platinum Global Services Pty Ltd	AUS	NIA	MiTek Australia Ltd.	Ownership	100.000	Berkshire Hathaway Inc.	NO	
0031	Berkshire Hathaway Group	18619	56-0997453				Platte River Insurance Company	NE	IA	Capitol Indemnity Corporation	Ownership	100.000	Berkshire Hathaway Inc.	NO	
			45-3171599				Playa del Pueblo, Ltd.	TX	NIA	AHP Housing Fund 17, LLC	Ownership	99.990	Berkshire Hathaway Inc.	NO	
			52-1280328				Plaza Financial Services Company	DE	NIA	Government Employees Insurance Company	Ownership	100.000	Berkshire Hathaway Inc.	NO	
			52-1242003				Plaza Resources Company	DE	NIA	GEICO Corporation	Ownership	100.000	Berkshire Hathaway Inc.	NO	
			45-4776750				Plaza Square 50 LP	MO	NIA	AHP Housing Fund 27, LLC	Ownership	98.990	Berkshire Hathaway Inc.	NO	
			45-4776750				Plaza Square 50 LP	MO	NIA	AHP State Housing Fund 1, LLC	Ownership	1.000	Berkshire Hathaway Inc.	NO	
0031	Berkshire Hathaway Group	39594	73-1088591				PLICO, Inc.	OK	IA	MedPro Group Inc	Ownership	100.000	Berkshire Hathaway Inc.	NO	
			22-3769576				PNP, LLC	DE	NIA	HomeServices Northeast, LLC	Ownership	100.000	Berkshire Hathaway Inc.	NO	
			96-1009290				PNVT Motors, LLC	DE	NIA	Berkshire Hathaway Automotive Inc.	Ownership	85.000	Berkshire Hathaway Inc.	NO	
			30-0743257				PNW Referral, LLC	WA	NIA	HomeServices of Washington, LLC	Ownership	100.000	Berkshire Hathaway Inc.	NO	
			85-2245046				Point B Ventures, LLC	DE	NIA	Lubrizol Advanced Materials Holding Corporation	Ownership	100.000	Berkshire Hathaway Inc.	NO	
			46-1285759				Point Place Partners, LP	MS	NIA	AHP Housing Fund 24, LLC	Ownership	99.990	Berkshire Hathaway Inc.	NO	
			32-0476683				Pollux Community Solar Gardens, LLC	IN	NIA	Company, LLC	Ownership	100.000	Berkshire Hathaway Inc.	NO	
			47-5406387				Pollux CSG1, LLC	IN	NIA	Pollux Community Solar Gardens, LLC	Ownership	100.000	Berkshire Hathaway Inc.	NO	
			47-5417900				Pollux CSG2, LLC	IN	NIA	Pollux Community Solar Gardens, LLC	Ownership	100.000	Berkshire Hathaway Inc.	NO	



ANNUAL STATEMENT FOR THE YEAR 2023 OF THE General Re Life Corporation

**SCHEDULE Y**

**PART 1A - DETAIL OF INSURANCE HOLDING COMPANY SYSTEM**

1	2	3	4	5	6	7	8	9	10	11	12	13	14	15	16
Group Code	Group Name	NAIC Company Code	ID Number	Federal RSSD	CIK	Name of Securities Exchange if Publicly Traded (U.S. or International)	Names of Parent, Subsidiaries Or Affiliates	Domiciliary Location	Relationship to Reporting Entity	Directly Controlled by (Name of Entity/Person)	Type of Control (Ownership, Board, Management, Attorney-in-Fact, Influence, Other)	If Control is Ownership Provide Percentage	Ultimate Controlling Entity(ies)/Person(s)	Is an SCA Filing Required? (Yes/No)	*
			47-2323709				Polysols Holdings, Inc.	DE	NIA	Polywert GmbH	Ownership	100.000	Berkshire Hathaway Inc.	NO	
			42-1767315				Polysols Textile Solutions, Inc.	SC	NIA	Polysols Holdings, Inc.	Ownership	100.000	Berkshire Hathaway Inc.	NO	
			76-0292964				Polywert GmbH	DEU	NIA	Johns Manville GmbH	Ownership	33.660	Berkshire Hathaway Inc.	NO	
			93-6001694				Port Terminal Railroad Association	TX	NIA	BNSF Railway Company	Ownership	0.000	Berkshire Hathaway Inc.	NO	
			31-1225758				Portland Terminal Railroad Company	OR	NIA	BNSF Railway Company	Ownership	40.000	Berkshire Hathaway Inc.	NO	
							Power Train Savers, Inc.	CAN	NIA	Sonnax Transmission Company	Ownership	100.000	Berkshire Hathaway Inc.	NO	
							Powerex-Iwata Air Technology, Inc.	DE	NIA	BHSF, Inc.	Ownership	67.000	Berkshire Hathaway Inc.	NO	
							PowerGrid (Central) Limited	GBR	NIA	Northern Electric plc.	Ownership	100.000	Berkshire Hathaway Inc.	NO	
							PowerGrid (East) Limited	GBR	NIA	Northern Electric plc.	Ownership	100.000	Berkshire Hathaway Inc.	NO	
							PowerGrid (Eastern) Limited	GBR	NIA	Northern Electric plc.	Ownership	100.000	Berkshire Hathaway Inc.	NO	
							PowerGrid (Midlands) Limited	GBR	NIA	Northern Electric plc.	Ownership	100.000	Berkshire Hathaway Inc.	NO	
							PowerGrid (North East) Limited	GBR	NIA	Northern Electric plc.	Ownership	100.000	Berkshire Hathaway Inc.	NO	
							PowerGrid (North Eastern) Limited	GBR	NIA	Northern Electric plc.	Ownership	100.000	Berkshire Hathaway Inc.	NO	
							PowerGrid (North West) Limited	GBR	NIA	Northern Electric plc.	Ownership	100.000	Berkshire Hathaway Inc.	NO	
							PowerGrid (North Western) Limited	GBR	NIA	Northern Electric plc.	Ownership	100.000	Berkshire Hathaway Inc.	NO	
							PowerGrid (North) Limited	GBR	NIA	Northern Electric plc.	Ownership	100.000	Berkshire Hathaway Inc.	NO	
							PowerGrid (Northern) Limited	GBR	NIA	Northern Electric plc.	Ownership	100.000	Berkshire Hathaway Inc.	NO	
							PowerGrid (South East) Limited	GBR	NIA	Northern Electric plc.	Ownership	100.000	Berkshire Hathaway Inc.	NO	
							PowerGrid (South Eastern) Limited	GBR	NIA	Northern Electric plc.	Ownership	100.000	Berkshire Hathaway Inc.	NO	
							PowerGrid (South West) Limited	GBR	NIA	Northern Electric plc.	Ownership	100.000	Berkshire Hathaway Inc.	NO	
							PowerGrid (South Western) Limited	GBR	NIA	Northern Electric plc.	Ownership	100.000	Berkshire Hathaway Inc.	NO	
							PowerGrid (South) Limited	GBR	NIA	Northern Electric plc.	Ownership	100.000	Berkshire Hathaway Inc.	NO	
							PowerGrid (Southern) Limited	GBR	NIA	Northern Electric plc.	Ownership	100.000	Berkshire Hathaway Inc.	NO	
							PowerGrid (West) Limited	GBR	NIA	Northern Electric plc.	Ownership	100.000	Berkshire Hathaway Inc.	NO	
							PowerGrid (Western) Limited	GBR	NIA	Northern Electric plc.	Ownership	100.000	Berkshire Hathaway Inc.	NO	
							PowerGrid (Yorkshire) Limited	GBR	NIA	Northern Electric plc.	Ownership	100.000	Berkshire Hathaway Inc.	NO	
			20-2896309				PPW Holdings LLC	DE	NIA	Berkshire Hathaway Energy Company	Ownership	100.000	Berkshire Hathaway Inc.	NO	
			36-2984953				Precision Brand Products, Inc.	DE	NIA	Pan American Screw LLC	Ownership	100.000	Berkshire Hathaway Inc.	NO	
			93-0460598				Precision Castparts Corp.	OR	NIA	Berkshire Hathaway Inc.	Ownership	100.000	Berkshire Hathaway Inc.	NO	
			98-0443669				Precision Castparts Corp. France S.a.r.l.	FRA	NIA	PCC UK Global Holdings Limited	Ownership	100.000	Berkshire Hathaway Inc.	NO	
			45-4673903				Precision Castparts CZ s.r.o.	CZE	NIA	Precision Castparts Corp.	Ownership	100.000	Berkshire Hathaway Inc.	NO	
			82-5373403				Precision Cutting Technologies, Inc.	DE	NIA	ITTI Investment Holdings Inc.	Ownership	100.000	Berkshire Hathaway Inc.	NO	
							Precision Cutting Tools, LLC	DE	NIA	ITTI Investment Holdings Inc.	Ownership	51.000	Berkshire Hathaway Inc.	NO	
							Precision Edge Surgical Products Company LLC	DE	NIA	Apex (China) Holding Company LLC	Ownership	100.000	Berkshire Hathaway Inc.	NO	
			37-1447596				Precision Founders, Inc.	CA	NIA	Wyman-Gordon Company	Ownership	100.000	Berkshire Hathaway Inc.	NO	
			94-1047949				Precision Steel Warehouse, Inc.	IL	NIA	Pan American Screw LLC	Ownership	100.000	Berkshire Hathaway Inc.	NO	
			36-3005603				Preco Sp.Z.O.O.	POL	NIA	IMC International Metalworking Companies Inc.	Ownership	99.000	Berkshire Hathaway Inc.	NO	
							Preco Sp.Z.O.O.	POL	NIA	Iscar Poland Sp. Z.o.o.	Ownership	1.000	Berkshire Hathaway Inc.	NO	
			56-2042696				Preferred Carolinas Realty, Inc.	NC	NIA	HomeServices of the Carolinas, Inc.	Ownership	100.000	Berkshire Hathaway Inc.	NO	
							Premium Medical Protection Limited	GBR	NIA	SLI Holding Limited	Ownership	100.000	Berkshire Hathaway Inc.	NO	
			95-3315953				Press Forge Company	CA	NIA	Precision Castparts Corp.	Ownership	100.000	Berkshire Hathaway Inc.	NO	
			20-1322471				Prime Alliance Real Estate Services, LLC	WA	NIA	HomeServices of Washington, LLC	Ownership	50.000	Berkshire Hathaway Inc.	NO	
			98-1093544				Primus International Cayman Co.	CYM	NIA	Primus International LLC	Ownership	100.000	Berkshire Hathaway Inc.	NO	
			33-1139106				Primus International Holding LLC	DE	NIA	Protective Coatings, Inc.	Ownership	100.000	Berkshire Hathaway Inc.	NO	
			91-0941460				Primus International LLC	WA	NIA	Primus International Holding LLC	Ownership	100.000	Berkshire Hathaway Inc.	NO	
							Primus International Suzhou Ltd.	CHN	NIA	Primus International Cayman Co.	Ownership	100.000	Berkshire Hathaway Inc.	NO	

ANNUAL STATEMENT FOR THE YEAR 2023 OF THE General Re Life Corporation

**SCHEDULE Y**  
**PART 1A - DETAIL OF INSURANCE HOLDING COMPANY SYSTEM**

1	2	3	4	5	6	7	8	9	10	11	12	13	14	15	16
Group Code	Group Name	NAIC Company Code	ID Number	Federal RSSD	CIK	Name of Securities Exchange if Publicly Traded (U.S. or International)	Names of Parent, Subsidiaries Or Affiliates	Domi-ciliary Location	Relation-ship to Reporting Entity	Directly Controlled by (Name of Entity/Person)	Type of Control (Ownership, Board, Management, Attorney-in-Fact, Influence, Other)	If Control is Ownership Provide Percentage	Ultimate Controlling Entity(ies)/Person(s)	Is an SCA Filing Re-quired? (Yes/No)	*
			98-0470702				Prince Castle Inc (Ningbo)	.CHN	NIA	Marmon Services Limited	Ownership	100.000	Berkshire Hathaway Inc.	NO	
0031	Berkshire Hathaway Group	42226	98-1201456 22-2386692 81-4827773 20-8615648 39-1726603				Prince Castle Kitchen Equipment (Shanghai) Co., Ltd. Princeton Insurance Company Printworks Ventures, LLC Priority One Financial Services, Inc. Priority Title Corporation	.CHN .NJ .NC .FL .WI	NIA IA NIA NIA NIA	Prince Castle Inc (Ningbo) MedPro Group Inc AHP Housing Fund 201, LLC Forest River, Inc. HSW Affiliates Holding, LLC	Ownership Ownership Ownership Ownership Ownership	100.000 100.000 98.990 100.000 100.000	Berkshire Hathaway Inc. Berkshire Hathaway Inc. Berkshire Hathaway Inc. Berkshire Hathaway Inc. Berkshire Hathaway Inc.	NO NO NO NO NO	
			81-5422780				PRISM Holdings LLC PRISM Mexico, S. De R.L. De C.V. PRISM Mexico, S. De R.L. De C.V. PRISM Plastics, Inc.	.DE .MEX .MEX .DE	NIA NIA NIA NIA	Marmon Engineered Components Company PRISM Plastics, Inc. PRISM Holdings LLC	Ownership Ownership Ownership	100.000 99.000 1.000	Berkshire Hathaway Inc. Berkshire Hathaway Inc. Berkshire Hathaway Inc.	NO NO NO	
			37-1753874 93-2684305 75-2279730 86-3886730 90-0325647				PRL Solar, LLC Pro Petroleum LLC Pro Saratoga Transport LLC Pro Terminal Operators LLC	.DE .DE .DE .TX	NIA NIA NIA NIA	BHE Solar, LLC BunkerHill Holdings Company LLC Pilot Travel Centers LLC Pro Petroleum LLC	Ownership Ownership Ownership Ownership	100.000 100.000 100.000 100.000	Berkshire Hathaway Inc. Berkshire Hathaway Inc. Berkshire Hathaway Inc. Berkshire Hathaway Inc.	NO NO NO NO	
			35-2208667				Procor Alberta Inc. Procor Limited Procor Railcar Repair Services Company Procor Repair Services Ltd. Procoves GMBH Procoves SAS Procoves SAS Procrane Holdings, Inc. Procrane Inc. Procrane Sales Inc.	.CAN .CAN .CAN .CAN .DEU .FRA .DE .CAN .CAN	NIA NIA NIA NIA NIA NIA NIA NIA NIA	The Marmon Group of Canada Ltd. The Marmon Group of Canada Ltd. Procor Repair Services Ltd. Procor Limited Procoves SAS Marmon Engineered Components Company Marmon Crane Services, Inc. Procrane Holdings, Inc. Procrane Inc.	Ownership Ownership Ownership Ownership Ownership Ownership Ownership Ownership Ownership	100.000 100.000 100.000 100.000 100.000 100.000 100.000 100.000 100.000	Berkshire Hathaway Inc. Berkshire Hathaway Inc. Berkshire Hathaway Inc. Berkshire Hathaway Inc. Berkshire Hathaway Inc. Berkshire Hathaway Inc. Berkshire Hathaway Inc. Berkshire Hathaway Inc. Berkshire Hathaway Inc.	NO NO NO NO NO NO NO NO NO	
							Productos de Marmon Paseo Controles, S.A. de C.V. Productos de Marmon Paseo Controles, S.A. de C.V. Productos Industriales Prks Sa De Cv Productos San Jose S.de.R.L.C.V. Productos San Jose S.de.R.L.C.V.	.MEX .MEX .MEX .HND .HND	NIA NIA NIA NIA NIA	Marmon Ride Control Products LLC Perfection Hy-Test Company ITTI Group USA Holdings, Inc. Union Sales,LLC Union Underwear Company, Inc.	Ownership Ownership Ownership Ownership Ownership	0.100 99.900 50.980 2.000 98.000	Berkshire Hathaway Inc. Berkshire Hathaway Inc. Berkshire Hathaway Inc. Berkshire Hathaway Inc. Berkshire Hathaway Inc.	NO NO NO NO NO	
			80-0077728 80-0077728 20-4872787 41-2127968 47-1356981				Professional Risk Management Services, Inc. Progressive Incorporated Project CSI, LLC Prolium Industries Ltd. Property Services Northeast, LLC	.DE .DE .IN .CAN .CT	NIA NIA NIA NIA NIA	Transatlantic Holdings, Inc. Precision Castparts Corp. Artform International Inc. Marmon Logistics Inc. PORE, L.L.C.	Ownership Ownership Ownership Ownership Ownership	100.000 100.000 100.000 100.000 100.000	Berkshire Hathaway Inc. Berkshire Hathaway Inc. Berkshire Hathaway Inc. Berkshire Hathaway Inc. Berkshire Hathaway Inc.	NO NO NO NO NO	
			26-4498790 84-2261698 20-5216358 91-0836177				Prosperity First Title, LLC Prosperity Home Mortgage, LLC Protective Coatings, Inc. Proterra Energy Solutions Inc	.DE .VA .WA .CAN	NIA NIA NIA NIA	HomeServices of Minnesota, LLC Long & Foster Mortgage Ventures, Inc. Precision Castparts Corp. Prolium Industries Ltd.	Ownership Ownership Ownership Ownership	100.000 100.000 100.000 100.000	Berkshire Hathaway Inc. Berkshire Hathaway Inc. Berkshire Hathaway Inc. Berkshire Hathaway Inc.	NO NO NO NO	
			27-2172519 82-2847711 93-1013911 47-2323806				Providence Realty Affordable Housing, LLC Providence Ted Trout Drive, LP Pru - One, Inc. PSR Enterprises, LLC	.DE .TX .OR .SC	NIA NIA NIA NIA	AHP Housing Fund 119, LLC AHP Housing Fund 218, LLC HomeServices of Oregon, LLC Polysols Holdings, Inc.	Ownership Ownership Ownership Ownership	99.990 99.980 100.000 100.000	Berkshire Hathaway Inc. Berkshire Hathaway Inc. Berkshire Hathaway Inc. Berkshire Hathaway Inc.	NO NO NO NO	
							PT Tungaloy Indonesia PT. Schulz Indonesia PT.TaeguTec Indonesia	.IDN .IDN .IDN	NIA NIA NIA	IMC International Metalworking Companies Inc. Wilhelm Schulz GmbH IMC International Metalworking Companies Inc.	Ownership Ownership Ownership	51.000 100.000 51.000	Berkshire Hathaway Inc. Berkshire Hathaway Inc. Berkshire Hathaway Inc.	NO NO NO	

53.70

ANNUAL STATEMENT FOR THE YEAR 2023 OF THE General Re Life Corporation

**SCHEDULE Y**

**PART 1A - DETAIL OF INSURANCE HOLDING COMPANY SYSTEM**

1	2	3	4	5	6	7	8	9	10	11	12	13	14	15	16
Group Code	Group Name	NAIC Company Code	ID Number	Federal RSSD	CIK	Name of Securities Exchange if Publicly Traded (U.S. or International)	Names of Parent, Subsidiaries Or Affiliates	Domiciliary Location	Relationship to Reporting Entity	Directly Controlled by (Name of Entity/Person)	Type of Control (Ownership, Board, Management, Attorney-in-Fact, Influence, Other)	If Control is Ownership Provide Percentage	Ultimate Controlling Entity(ies)/Person(s)	Is an SCA Filing Required? (Yes/No)	*
			74-3012837				PTC Delaware LLC	DE	NIA	Pilot Travel Centers LLC	Ownership	100.000	Berkshire Hathaway Inc.	NO	
			20-8648968				PTC Kearney II LLC	DE	NIA	Pilot Travel Centers LLC	Ownership	100.000	Berkshire Hathaway Inc.	NO	
			20-8649023				PTC Kearney III LLC	DE	NIA	Pilot Travel Centers LLC	Ownership	100.000	Berkshire Hathaway Inc.	NO	
			20-8649055				PTC Kearney IV LLC	DE	NIA	Pilot Travel Centers LLC	Ownership	100.000	Berkshire Hathaway Inc.	NO	
			26-1814139				PTC-220, LLC	DE	NIA	BNSF Spectrum, Inc.	Ownership	14.285	Berkshire Hathaway Inc.	NO	
			74-3013261				PTCAA Texas L.P.	TX	NIA	Pilot Travel Centers LLC	Ownership	1.000	Berkshire Hathaway Inc.	NO	
			74-3013261				PTCAA Texas L.P.	TX	NIA	PTCAA Texas L.P.	Ownership	99.000	Berkshire Hathaway Inc.	NO	
			84-4651386				PWSP 137	TX	NIA	Pilot Water Solutions Permian LLC	Ownership	95.290	Berkshire Hathaway Inc.	NO	
			84-4665308				PWSP Clark	TX	NIA	Pilot Water Solutions Permian LLC	Ownership	99.500	Berkshire Hathaway Inc.	NO	
			84-4703540				PWSP Ernest	TX	NIA	Pilot Water Solutions Permian LLC	Ownership	99.000	Berkshire Hathaway Inc.	NO	
			84-4729802				PWSP Haney	TX	NIA	Pilot Water Solutions Permian LLC	Ownership	91.000	Berkshire Hathaway Inc.	NO	
			84-4768495				PWSP Henderson	TX	NIA	Pilot Water Solutions Permian LLC	Ownership	99.000	Berkshire Hathaway Inc.	NO	
			84-4773509				PWSP Hughes I	TX	NIA	Pilot Water Solutions Permian LLC	Ownership	93.000	Berkshire Hathaway Inc.	NO	
			84-4793053				PWSP Hughes II	TX	NIA	Pilot Water Solutions Permian LLC	Ownership	97.000	Berkshire Hathaway Inc.	NO	
			84-4822798				PWSP Moreland	TX	NIA	Pilot Water Solutions Permian LLC	Ownership	75.190	Berkshire Hathaway Inc.	NO	
			88-2309456				PWSP OpCo II LLC	TX	NIA	Pilot Water Solutions Permian LLC	Ownership	100.000	Berkshire Hathaway Inc.	NO	
			84-4829833				PWSP Tom	TX	NIA	Pilot Water Solutions Permian LLC	Ownership	95.850	Berkshire Hathaway Inc.	NO	
							Pyrometrics Ltd	GBR	NIA	COPI Europe Limited	Ownership	100.000	Berkshire Hathaway Inc.	NO	
							Qingdao TBS Co., Ltd	CHN	NIA	Marmon Holdings, Inc.	Ownership	100.000	Berkshire Hathaway Inc.	NO	
			99-0454734				QS ACE LLC	DE	NIA	QS Partners LLC	Ownership	100.000	Berkshire Hathaway Inc.	NO	
			38-4424128				QS Financial Services LLC	DE	NIA	NetJets Financial Holdings LLC	Ownership	100.000	Berkshire Hathaway Inc.	NO	
			47-3591620				QS Partners LLC	DE	NIA	NetJets Inc.	Ownership	100.000	Berkshire Hathaway Inc.	NO	
			84-2062142				QS Security Services LLC	DE	NIA	NetJets Inc.	Ownership	100.000	Berkshire Hathaway Inc.	NO	
			87-0242145				R. C. Willey Home Furnishings	UT	NIA	Berkshire Hathaway Inc.	Ownership	100.000	Berkshire Hathaway Inc.	NO	
			61-0366810				R.C. Tway Company, LLC	KY	NIA	Marmon Highway Technologies LLC	Ownership	81.620	Berkshire Hathaway Inc.	NO	
							Radiant-RSCC Specialty Cable Private Limited								
								IND	NIA	RSCC (Singapore) PTE Ltd.	Ownership	51.000	Berkshire Hathaway Inc.	NO	
0031	Berkshire Hathaway Group	15756	47-2408195				Radnor Specialty Insurance Company	NE	IA	Mount Vernon Specialty Insurance Company	Ownership	100.000	Berkshire Hathaway Inc.	NO	
			00-0000000				Railmarketplace.com, Inc.	DE	NIA	BNSF Railway Company	Ownership	18.850	Berkshire Hathaway Inc.	NO	
			12-2680382				Railserve Inc.	CAN	NIA	The Marmon Group of Canada Ltd.	Ownership	100.000	Berkshire Hathaway Inc.	NO	
							Railserve Mexicana, S de R.L. de C.V.	MEX	NIA	Marmon Transportation Services LLC	Ownership	3.330	Berkshire Hathaway Inc.	NO	
							Railserve Mexicana, S de R.L. de C.V.	MEX	NIA	Railserve, Inc.	Ownership	96.670	Berkshire Hathaway Inc.	NO	
			58-2145131				Railserve, Inc.	DE	NIA	Marmon Transportation Services LLC	Ownership	100.000	Berkshire Hathaway Inc.	NO	
			83-0508548				Railsplitter Holdings Corporation	DE	NIA	General Reinsurance Corporation	Ownership	100.000	Berkshire Hathaway Inc.	NO	
			27-1865020				RathGibson Holding Co. LLC	DE	NIA	Precision Castparts Corp.	Ownership	100.000	Berkshire Hathaway Inc.	NO	
			27-2518836				RathGibson Janesville LLC	DE	NIA	RathGibson LLC	Ownership	100.000	Berkshire Hathaway Inc.	NO	
			27-2513076				RathGibson LLC	DE	NIA	RathGibson Holding Co. LLC	Ownership	100.000	Berkshire Hathaway Inc.	NO	
			27-2519007				RathGibson North Branch LLC	DE	NIA	RathGibson LLC	Ownership	100.000	Berkshire Hathaway Inc.	NO	
							Ray-Q Interconnection Technologies India Private Ltd	IND	NIA	Ray-Q Ltd	Ownership	100.000	Berkshire Hathaway Inc.	NO	
			98-1152465				Ray-Q Ltd	ISR	NIA	TTI, Inc.	Ownership	100.000	Berkshire Hathaway Inc.	NO	
			98-1150098				Ray-Q, LLC	DE	NIA	Ray-Q Ltd	Ownership	100.000	Berkshire Hathaway Inc.	NO	
			26-4557530				RC Willey 5600 West LLC	UT	NIA	R. C. Willey Home Furnishings	Ownership	100.000	Berkshire Hathaway Inc.	NO	
			86-1764442				RCJD Motors, LLC	DE	NIA	Berkshire Hathaway Automotive Inc.	Ownership	81.000	Berkshire Hathaway Inc.	NO	
			27-2774178				RCJD Motors, LLC	DE	NIA	BHA Minority Interest Holdco, Inc.	Ownership	5.000	Berkshire Hathaway Inc.	NO	
			27-2774178				RCJ Logistics, LLC	NE	NIA	Nebraska Furniture Mart, Inc.	Ownership	100.000	Berkshire Hathaway Inc.	NO	
			87-4527726				Real Estate Knowledge Services, LLC	CT	NIA	PORE, L.L.C.	Ownership	100.000	Berkshire Hathaway Inc.	NO	
			27-0106408				Real Living Real Estate, LLC	DE	NIA	HSF Affiliates LLC	Ownership	100.000	Berkshire Hathaway Inc.	NO	
			52-2205242				RealM Home Mortgage, LLC	DE	NIA	Prosperity Home Mortgage, LLC	Ownership	100.000	Berkshire Hathaway Inc.	NO	

53.71

ANNUAL STATEMENT FOR THE YEAR 2023 OF THE General Re Life Corporation

**SCHEDULE Y**

**PART 1A - DETAIL OF INSURANCE HOLDING COMPANY SYSTEM**

1	2	3	4	5	6	7	8	9	10	11	12	13	14	15	16
Group Code	Group Name	NAIC Company Code	ID Number	Federal RSSD	CIK	Name of Securities Exchange if Publicly Traded (U.S. or International)	Names of Parent, Subsidiaries Or Affiliates	Domiciliary Location	Relationship to Reporting Entity	Directly Controlled by (Name of Entity/Person)	Type of Control (Ownership, Board, Management, Attorney-in-Fact, Influence, Other)	If Control is Ownership Provide Percentage	Ultimate Controlling Entity(ies)/Person(s)	Is an SCA Filing Required? (Yes/No)	*
0031	Berkshire Hathaway Group	11673	86-1713561				Realm Title Agency, LLC	DE	NIA	Mid-States Title Insurance Agency, LLC	Ownership	51.000	Berkshire Hathaway Inc.	NO	
			47-0530076				Reductores De Mexico, S.A.	MEX	NIA	Amarillo Gear Company LLC	Ownership	49.000	Berkshire Hathaway Inc.	NO	
			48-1133651				Redwood Fire and Casualty Insurance Company	NE	IA	National Indemnity Company	Ownership	100.000	Berkshire Hathaway Inc.	NO	
			48-1031064				Reece & Nichols Alliance, Inc.	KS	NIA	Reece & Nichols Realtors, Inc.	Ownership	100.000	Berkshire Hathaway Inc.	NO	
			48-1207012				Reece & Nichols Realtors, Inc.	KS	NIA	HomeServices of Mokane, LLC	Ownership	100.000	Berkshire Hathaway Inc.	NO	
			13-3132798				Reece Commercial, Inc.	KS	NIA	Reece & Nichols Realtors, Inc.	Ownership	100.000	Berkshire Hathaway Inc.	NO	
			25-1876439				Referral Associates of Georgia, LLC	GA	NIA	HSGA Real Estate Group, L.L.C.	Ownership	100.000	Berkshire Hathaway Inc.	NO	
			43-1572730				Referral Network of IL, LLC	DE	NIA	HomeServices of Illinois, LLC	Ownership	100.000	Berkshire Hathaway Inc.	NO	
			43-1572730				Reliable Automotive, LLC	DE	NIA	Berkshire Hathaway Automotive Inc.	Ownership	81.000	Berkshire Hathaway Inc.	NO	
			43-0898180				Reliable Automotive, LLC	DE	NIA	BHA Minority Interest Holdco, Inc.	Ownership	5.000	Berkshire Hathaway Inc.	NO	
			43-0898180				Reliable Chevrolet (MO), LLC	DE	NIA	Berkshire Hathaway Automotive Inc.	Ownership	81.000	Berkshire Hathaway Inc.	NO	
			43-0898180				Reliable Chevrolet (MO), LLC	DE	NIA	BHA Minority Interest Holdco, Inc.	Ownership	10.000	Berkshire Hathaway Inc.	NO	
			85-0360254				Reliable Chevrolet (NM), LLC	DE	NIA	Berkshire Hathaway Automotive Inc.	Ownership	88.500	Berkshire Hathaway Inc.	NO	
			75-2827270				Reliable Chevrolet II (TX), LLC	DE	NIA	Berkshire Hathaway Automotive Inc.	Ownership	81.000	Berkshire Hathaway Inc.	NO	
			43-1796195				Reliable Imports & Motorhomes, LLC	DE	NIA	Berkshire Hathaway Automotive Inc.	Ownership	81.000	Berkshire Hathaway Inc.	NO	
			43-1796195				Reliable Imports & Motorhomes, LLC	DE	NIA	BHA Minority Interest Holdco, Inc.	Ownership	10.000	Berkshire Hathaway Inc.	NO	
			45-4865766				Reliable Motors (AU), LLC	DE	NIA	Berkshire Hathaway Automotive Inc.	Ownership	81.000	Berkshire Hathaway Inc.	NO	
			45-4865766				Reliable Motors (AU), LLC	DE	NIA	BHA Minority Interest Holdco, Inc.	Ownership	5.000	Berkshire Hathaway Inc.	NO	
			85-0379704				Reliable, LLC	DE	NIA	Berkshire Hathaway Automotive Inc.	Ownership	91.000	Berkshire Hathaway Inc.	NO	
			85-0379704				Reliable, LLC	DE	NIA	BHA Minority Interest Holdco, Inc.	Ownership	0.000	Berkshire Hathaway Inc.	NO	
			27-5494476				Reliance-Hospital Ground Associates, Limited Liability Limited Partnership	VI	NIA	AHP Housing Fund 1, LLC	Ownership	99.990	Berkshire Hathaway Inc.	NO	
			92-1494069				Renewable Development Ventures, LLC	DE	NIA	BHE Renewables, LLC	Ownership	100.000	Berkshire Hathaway Inc.	NO	
			13-3369806				Rentco Trailer Corporation	DE	NIA	XTRA LLC	Ownership	100.000	Berkshire Hathaway Inc.	NO	
			83-0378933				Resolute Management Inc.	NE	NIA	Columbia Insurance Company	Ownership	100.000	Berkshire Hathaway Inc.	NO	
							Resolute Management Limited	GBR	NIA	SLI Holding Limited	Ownership	100.000	Berkshire Hathaway Inc.	NO	
							Resolute Management Services Limited	GBR	NIA	SLI Holding Limited	Ownership	100.000	Berkshire Hathaway Inc.	NO	
			85-2024758				Restover Truck Stop LLC	WA	NIA	Pilot Travel Centers LLC	Ownership	75.000	Berkshire Hathaway Inc.	NO	
			56-1616350				Resurgens Specialty Underwriting, Inc.	GA	NIA	RSUI Group, Inc.	Ownership	100.000	Berkshire Hathaway Inc.	NO	
			81-4120258				Retail Space Solutions LLC	DE	NIA	Marmon Retail Store Equipment LLC	Ownership	100.000	Berkshire Hathaway Inc.	NO	
			38-3944800				Rev LNG SSL BC LLC	PA	NIA	Niche LNG, LLC	Ownership	100.000	Berkshire Hathaway Inc.	NO	
							RFMW Asia Pte. Ltd	SGP	NIA	Exponential Technology Group, Inc	Ownership	100.000	Berkshire Hathaway Inc.	NO	
			98-1006720				RFMW Europe Limited	GBR	NIA	Exponential Technology Group, Inc	Ownership	100.000	Berkshire Hathaway Inc.	NO	
							RFMW GmbH	DEU	NIA	RFMW UK	Ownership	100.000	Berkshire Hathaway Inc.	NO	
			27-0917752				RFMW Israel Limited	ISR	NIA	Exponential Technology Group, Inc	Ownership	100.000	Berkshire Hathaway Inc.	NO	
							RFMW Korea Co. Ltd	KOR	NIA	Exponential Technology Group, Inc	Ownership	100.000	Berkshire Hathaway Inc.	NO	
							RFMW UK	GBR	NIA	Exponential Technology Group, Inc	Ownership	100.000	Berkshire Hathaway Inc.	NO	
			37-1930324				RFMW, LLC	DE	NIA	Exponential Technology Group, Inc	Ownership	100.000	Berkshire Hathaway Inc.	NO	
			54-1892251				RGS Title, LLC	VA	NIA	Mid-States Title Insurance Agency, LLC	Ownership	100.000	Berkshire Hathaway Inc.	NO	
			86-0777433				RHL Referral Company, L.L.C.	AZ	NIA	HomeServices of America, Inc.	Ownership	100.000	Berkshire Hathaway Inc.	NO	
			75-2827264				Richardson Automotive II, LLC	DE	NIA	Berkshire Hathaway Automotive Inc.	Ownership	81.000	Berkshire Hathaway Inc.	NO	
			75-2827264				Richardson Automotive II, LLC	DE	NIA	BHA Minority Interest Holdco, Inc.	Ownership	5.000	Berkshire Hathaway Inc.	NO	
							Richline Group Canada Ltd	CAN	NIA	Richline Group, Inc.	Ownership	100.000	Berkshire Hathaway Inc.	NO	
			26-0232774				Richline Group, Inc.	DE	NIA	Berkshire Hathaway Inc.	Ownership	100.000	Berkshire Hathaway Inc.	NO	
							Richline Italy, srl	ITA	NIA	Richline Group, Inc.	Ownership	100.000	Berkshire Hathaway Inc.	NO	
							Richline South Africa (Proprietary) Ltd.	ZAF	NIA	Richline Group, Inc.	Ownership	100.000	Berkshire Hathaway Inc.	NO	
			26-4462402				Ridgeline Realty, LLC	IN	NIA	Clayton Properties Group, Inc.	Ownership	100.000	Berkshire Hathaway Inc.	NO	
			20-8600107				Right Choice Title Company, LLC	GA	NIA	HSGA Real Estate Group, L.L.C.	Ownership	50.000	Berkshire Hathaway Inc.	NO	
			47-0775338				Ringwalt & Liesche Co.	NE	NIA	Columbia Insurance Company	Ownership	100.000	Berkshire Hathaway Inc.	NO	

ANNUAL STATEMENT FOR THE YEAR 2023 OF THE General Re Life Corporation

**SCHEDULE Y**

**PART 1A - DETAIL OF INSURANCE HOLDING COMPANY SYSTEM**

1	2	3	4	5	6	7	8	9	10	11	12	13	14	15	16
Group Code	Group Name	NAIC Company Code	ID Number	Federal RSSD	CIK	Name of Securities Exchange if Publicly Traded (U.S. or International)	Names of Parent, Subsidiaries Or Affiliates	Domiciliary Location	Relationship to Reporting Entity	Directly Controlled by (Name of Entity/Person)	Type of Control (Ownership, Board, Management, Attorney-in-Fact, Influence, Other)	If Control is Ownership Provide Percentage	Ultimate Controlling Entity(ies)/Person(s)	Is an SCA Filing Required? (Yes/No)	*
			85-0164903				Rio Grande, Inc.	..NM	..NIA	Richline Group, Inc.	Ownership	100.000	Berkshire Hathaway Inc.	..NO	
			45-4080344				Riser Road Partners, LP	..MS	..NIA	AHP Housing Fund 2, LLC	Ownership	99.990	Berkshire Hathaway Inc.	..NO	
			45-5628152				Ritter AAL Senior, LP	..GA	..NIA	AHP Housing Fund 45, LLC	Ownership	99.990	Berkshire Hathaway Inc.	..NO	
			81-5452024				Riverside Senior Investments, LP	..TX	..NIA	AHP Housing Fund 204, LLC	Ownership	99.980	Berkshire Hathaway Inc.	..NO	
							RLA Mfg. SRL	..HND	..NIA	Union Sales, LLC	Ownership	0.010	Berkshire Hathaway Inc.	..NO	
							RLA Mfg. SRL	..HND	..NIA	Union Underwear Company, Inc.	Ownership	99.990	Berkshire Hathaway Inc.	..NO	
										Marmon Tubing, Fittings & Wire Products, Inc.	Ownership	100.000	Berkshire Hathaway Inc.	..NO	
			47-3043883				RLS LLC	..DE	..NIA	HomeServices of Alabama, Inc.	Ownership	100.000	Berkshire Hathaway Inc.	..NO	
			63-1035638				Roberts Brothers, Inc.	..AL	..NIA	Pan American Screw LLC	Ownership	100.000	Berkshire Hathaway Inc.	..NO	
							Robertson Inc.	..CAN	..NIA	Marmon Services Limited	Ownership	100.000	Berkshire Hathaway Inc.	..NO	
			98-0458707				Robertson Inc. (Jia Xing) Co., Ltd.	..CHN	..NIA	Wilbert Funeral Services, Inc.	Ownership	100.000	Berkshire Hathaway Inc.	..NO	
			16-1470785				Rochester Crematory, Inc.	..NY	..NIA	Johns Manville	Ownership	100.000	Berkshire Hathaway Inc.	..NO	
			98-1224002				Rocky Mountain International Insurance Ltd.	..BMU	..NIA	Anchorbuoy Ltd	Ownership	100.000	Berkshire Hathaway Inc.	..NO	
			98-1640608				Roibay Unlimited Company	..IRL	..NIA	Geronimo Community Solar Gardens, LLC	Ownership	100.000	Berkshire Hathaway Inc.	..NO	
			47-2063545				Rosemount Community Solar Gardens, LLC	..DE	..NIA	Geronimo Community Solar Gardens, LLC	Ownership	100.000	Berkshire Hathaway Inc.	..NO	
			47-2340567				Rosemount CSG1, LLC	..DE	..NIA	Geronimo Community Solar Gardens, LLC	Ownership	100.000	Berkshire Hathaway Inc.	..NO	
			47-2346447				Rosemount CSG2, LLC	..DE	..NIA	Geronimo Community Solar Gardens, LLC	Ownership	100.000	Berkshire Hathaway Inc.	..NO	
			47-2362204				Rosemount CSG3, LLC	..DE	..NIA	Geronimo Community Solar Gardens, LLC	Ownership	100.000	Berkshire Hathaway Inc.	..NO	
			47-2369937				Rosemount CSG4, LLC	..DE	..NIA	Geronimo Community Solar Gardens, LLC	Ownership	100.000	Berkshire Hathaway Inc.	..NO	
			47-2394273				Rosemount CSG5, LLC	..DE	..NIA	Geronimo Community Solar Gardens, LLC	Ownership	100.000	Berkshire Hathaway Inc.	..NO	
										Hunt Capital Partners Tax Credit Fund 2012 - Oak Hill, LLC (FKA AHP Housing Fund 13, LLC)	Ownership	99.990	Berkshire Hathaway Inc.	..NO	
			26-4069096				Round Lake Beach LP	..IL	..NIA	Alleghany Insurance Holdings LLC	Ownership	100.000	Berkshire Hathaway Inc.	..NO	
			27-1354706				Roundwood Asset Management LLC	..DE	..NIA	AHP Housing Fund 164, LLC	Ownership	99.990	Berkshire Hathaway Inc.	..NO	
			47-5494632				ROWSAT96, LP	..NE	..NIA	CTB Legacy Holding B.V.	Ownership	99.960	Berkshire Hathaway Inc.	..NO	
							Roxell BV	..BEL	..NIA	Fancom B.V.	Ownership	0.040	Berkshire Hathaway Inc.	..NO	
							Roxell BV	..BEL	..NIA	CTB, Inc. ("CTB")	Ownership	100.000	Berkshire Hathaway Inc.	..NO	
			35-2049394				Roxell USA, Inc	..IN	..NIA	HomeServices of America, Inc.	Ownership	100.000	Berkshire Hathaway Inc.	..NO	
			86-0165003				Roy H. Long Realty Company, Inc.	..AZ	..NIA	Harbour Industries (Canada) Ltd.	Ownership	100.000	Berkshire Hathaway Inc.	..NO	
							RSCC (Singapore) PTE Ltd.	..SGP	..NIA	Marmon Wire & Cable, Inc.	Ownership	100.000	Berkshire Hathaway Inc.	..NO	
			11-2551127				RSCC Wire & Cable LLC	..DE	..NIA	Alleghany Insurance Holdings LLC	Ownership	100.000	Berkshire Hathaway Inc.	..NO	
			01-0788257				RSUI Group, Inc.	..DE	..NIA	RSUI Group, Inc.	Ownership	100.000	Berkshire Hathaway Inc.	..NO	
0031	Berkshire Hathaway Group	22314	16-0366830				RSUI Indemnity Company	..NH	..IA	RSUI Surplus Lines Insurance Services, Inc.	Ownership	100.000	Berkshire Hathaway Inc.	..NO	
										RSUI Group, Inc.	Ownership	100.000	Berkshire Hathaway Inc.	..NO	
			83-2721193				RSUI Insurance Exchange RPG, Inc.	..DE	..NIA	Brooks Sports, Inc.	Ownership	100.000	Berkshire Hathaway Inc.	..NO	
			56-2055341				RSUI Surplus Lines Insurance Services, Inc.	..DE	..NIA	Cumberland Asset Management, Inc.	Ownership	16.000	Berkshire Hathaway Inc.	..NO	
							Run Happy Shanghai Sports Goods Trading Co., Ltd.	..CHN	..NIA	RLA Mfg. SRL	Ownership	84.000	Berkshire Hathaway Inc.	..NO	
							Ruservicios	..HND	..NIA	AHP Housing Fund 158, LLC	Ownership	99.990	Berkshire Hathaway Inc.	..NO	
			46-4867737				Ruservicios	..HND	..NIA	Union Underwear Company, Inc.	Ownership	100.000	Berkshire Hathaway Inc.	..NO	
			63-0180720				Rusk Pines LP	..TX	..NIA	Russell Brands, LLC	Ownership	100.000	Berkshire Hathaway Inc.	..NO	
							Russell Brands, LLC	..DE	..NIA	Russell Brands, LLC	Ownership	100.000	Berkshire Hathaway Inc.	..NO	
							Russell Corp Australia Pty. Ltd.	..AUS	..NIA	Russell Brands, LLC	Ownership	99.990	Berkshire Hathaway Inc.	..NO	
							Russell Corp. Far East Ltd.	..HKG	..NIA	Russell Brands, LLC	Ownership	100.000	Berkshire Hathaway Inc.	..NO	
			66-0608408				Russell del Caribe, Inc.	..PRI	..NIA	Russell Brands, LLC	Ownership	100.000	Berkshire Hathaway Inc.	..NO	
							Russell Mexico, SA de CV	..MEX	..NIA	Russell Brands, LLC	Ownership	99.990	Berkshire Hathaway Inc.	..NO	
							Russell Mexico, SA de CV	..MEX	..NIA	Union Sales, LLC	Ownership	0.010	Berkshire Hathaway Inc.	..NO	
			26-3816569				RWWT Motors, LLC	..DE	..NIA	Berkshire Hathaway Automotive Inc.	Ownership	81.000	Berkshire Hathaway Inc.	..NO	
							S and L Specialty Polymers Co., Ltd.	..THA	..NIA	Lubrizol Advanced Materials, Inc.	Ownership	49.000	Berkshire Hathaway Inc.	..NO	

53.73

ANNUAL STATEMENT FOR THE YEAR 2023 OF THE General Re Life Corporation

**SCHEDULE Y**

**PART 1A - DETAIL OF INSURANCE HOLDING COMPANY SYSTEM**

1	2	3	4	5	6	7	8	9	10	11	12	13	14	15	16
Group Code	Group Name	NAIC Company Code	ID Number	Federal RSSD	CIK	Name of Securities Exchange if Publicly Traded (U.S. or International)	Names of Parent, Subsidiaries Or Affiliates	Domi-ciliary Location	Relation-ship to Reporting Entity	Directly Controlled by (Name of Entity/Person)	Type of Control (Ownership, Board, Management, Attorney-in-Fact, Influence, Other)	If Control is Ownership Provide Percentage	Ultimate Controlling Entity(ies)/Person(s)	Is an SCA Filing Re-quired? (Yes/No)	*
							S.C. TaeguTec Tools S.R.L.	.ROU	NIA	IMC International Metalworking Companies Inc.	Ownership	99.000	Berkshire Hathaway Inc.	NO	
							S.C. TaeguTec Tools S.R.L.	.ROU	NIA	Iscar Ltd.	Ownership	1.000	Berkshire Hathaway Inc.	NO	
							S.P.S. International Limited	.IRL	NIA	PCC UK Global Holdings Limited	Ownership	100.000	Berkshire Hathaway Inc.	NO	
			52-1917849				S.W. Hydro, Inc.	.DE	NIA	Wailuku Holding Company, LLC	Ownership	100.000	Berkshire Hathaway Inc.	NO	
			46-3931420				Sable Chase, LLC	.GA	NIA	AHP Housing Fund 81, LLC	Ownership	99.990	Berkshire Hathaway Inc.	NO	
			46-2106332				Safe Marine Transfer, LLC	.DE	NIA	Flow Improvers LLC	Ownership	51.000	Berkshire Hathaway Inc.	NO	
			98-1638600				Safabay Limited	.IRL	NIA	Anchorbouy Ltd	Ownership	100.000	Berkshire Hathaway Inc.	NO	
			26-0890357				Sage Title Group, LLC	.MD	NIA	Mid-States Title Insurance Agency, LLC	Ownership	100.000	Berkshire Hathaway Inc.	NO	
			04-2694935				Sager Electrical Supply Co. Inc	.MA	NIA	TTI, Inc.	Ownership	100.000	Berkshire Hathaway Inc.	NO	
							Sager Electronics Mexico s. De R.L.De C.V.	.MEX	NIA	CJE II	Ownership	0.030	Berkshire Hathaway Inc.	NO	
							Sager Electronics Mexico s. De R.L.De C.V.	.MEX	NIA	Sager Electrical Supply Co. Inc	Ownership	99.970	Berkshire Hathaway Inc.	NO	
			33-0560471				Salton Sea Power Company	.NV	NIA	Magma Power Company	Ownership	100.000	Berkshire Hathaway Inc.	NO	
			27-1573861				Salton Sea Power Generation Company	.CA	NIA	Magma Power Company	Ownership	100.000	Berkshire Hathaway Inc.	NO	
			47-0810713				Salton Sea Power L.L.C.	.DE	NIA	Magma Power Company	Ownership	100.000	Berkshire Hathaway Inc.	NO	
							Samuel Aaron Trading (India) Pvt. Ltd.	.IND	NIA	Richline Group, Inc.	Ownership	99.980	Berkshire Hathaway Inc.	NO	
			75-2947077				San Jacinto Rail Limited	.TX	NIA	BayRail, LLC	Ownership	1.000	Berkshire Hathaway Inc.	NO	
			75-2947077				San Jacinto Rail Limited	.TX	NIA	BNSF Railway Company	Ownership	48.000	Berkshire Hathaway Inc.	NO	
							Sanquhar Tile Services Ltd	.GBR	NIA	Shaw Europe Holdings Limited	Ownership	100.000	Berkshire Hathaway Inc.	NO	
			98-0433161				Santa Ana Apparel, Limitada, de C.V.	.SLV	NIA	Union Sales,LLC	Ownership	1.000	Berkshire Hathaway Inc.	NO	
			98-0433161				Santa Ana Apparel, Limitada, de C.V.	.SLV	NIA	Union Underwear Company, Inc.	Ownership	99.000	Berkshire Hathaway Inc.	NO	
0031	Berkshire Hathaway Group	10469	36-3696715				Santa Fe Pacific Insurance Company	.VT	IA	BNSF Railway Company	Ownership	100.000	Berkshire Hathaway Inc.	NO	
			94-1287386				Santa Fe Pacific Pipelines, Inc.	.DE	NIA	SFP Pipelines Holdings, Inc.	Ownership	100.000	Berkshire Hathaway Inc.	NO	
			48-6105539				Santa Fe Pacific Railroad Company	.TX	NIA	BNSF Railway Company	Ownership	100.000	Berkshire Hathaway Inc.	NO	
			32-0505827				Santa Rita Wind Energy LLC	.DE	NIA	BHER Santa Rita Investment, LLC	Ownership	100.000	Berkshire Hathaway Inc.	NO	
			76-0263606				Saranac Energy Company, Inc.	.DE	NIA	BHE Gas, Inc.	Ownership	100.000	Berkshire Hathaway Inc.	NO	
			76-0370293				Saranac Power Partners, L.P.	.DE	NIA	Saranac Energy Company, Inc.	Ownership	80.000	Berkshire Hathaway Inc.	NO	
			82-3594510				Saratoga Rack Marketing LLC	.DE	NIA	Bunkerhill Oil Marketing LLC	Ownership	100.000	Berkshire Hathaway Inc.	NO	
			84-1477374				Saratoga RP East LLC	.DE	NIA	Trajectory Acquisition Company LLC	Ownership	100.000	Berkshire Hathaway Inc.	NO	
			83-0751205				SC Commercial LLC	.DE	NIA	Southern Counties Oil Company LP	Ownership	100.000	Berkshire Hathaway Inc.	NO	
			82-2863880				SCF Lamesa 17, LP	.TX	NIA	AHP Housing Fund 211, LLC	Ownership	99.990	Berkshire Hathaway Inc.	NO	
			99-0373178				Schuller GmbH	.DEU	NIA	Johns Manville International B.V.	Ownership	100.000	Berkshire Hathaway Inc.	NO	
							Schulz (Far East) PTE LTD	.SGP	NIA	Wilhelm Schulz GmbH	Ownership	100.000	Berkshire Hathaway Inc.	NO	
							Sci Ifreco	.FRA	NIA	IMC International Metalworking Companies Inc.	Ownership	99.000	Berkshire Hathaway Inc.	NO	
							Sci Ifreco	.FRA	NIA	Iscar Hartmetall A.G.	Ownership	1.000	Berkshire Hathaway Inc.	NO	
			92-1216288				Scope 23 LLC	.DE	NIA	PFJE AssetCo Holdings LLC	Ownership	50.000	Berkshire Hathaway Inc.	NO	
			36-2991302				Scott Fetzer Financial Group, Inc.	.DE	NIA	BHSF, Inc.	Ownership	100.000	Berkshire Hathaway Inc.	NO	
			82-2870051				SCS Decatur 17, LP	.TX	NIA	AHP Housing Fund 203, LLC	Ownership	99.990	Berkshire Hathaway Inc.	NO	
			26-4383007				Second and Delaware LLC	.MO	NIA	AHP Housing Fund 123, LLC	Ownership	99.990	Berkshire Hathaway Inc.	NO	
			94-0852350				See's Candies, Inc.	.CA	NIA	See's Candy Shops, Inc.	Ownership	100.000	Berkshire Hathaway Inc.	NO	
			95-1205740				See's Candy Shops, Inc.	.CA	NIA	Berkshire Hathaway Inc.	Ownership	100.000	Berkshire Hathaway Inc.	NO	
							SelectusonLine Limited	.GBR	NIA	Northern Electric plc.	Ownership	16.667	Berkshire Hathaway Inc.	NO	
			84-2534238				Sequoia Aviation Corporation	.DE	NIA	Berkshire Hathaway Energy Company	Ownership	100.000	Berkshire Hathaway Inc.	NO	
			27-3546759				Serenity Park Associates, LP	.OK	NIA	AHP Housing Fund 31, LLC	Ownership	99.990	Berkshire Hathaway Inc.	NO	
			82-1780261				Serenity Park II, LLC	.OK	NIA	AHP Housing Fund 199, LLC	Ownership	98.990	Berkshire Hathaway Inc.	NO	
			82-1780261				Serenity Park II, LLC	.OK	NIA	AHP State Housing Fund 6, LLC	Ownership	1.000	Berkshire Hathaway Inc.	NO	
							Serupa Holding	.FRA	NIA	CTB Legacy Holding B.V.	Ownership	100.000	Berkshire Hathaway Inc.	NO	

53,74

ANNUAL STATEMENT FOR THE YEAR 2023 OF THE General Re Life Corporation

**SCHEDULE Y**  
**PART 1A - DETAIL OF INSURANCE HOLDING COMPANY SYSTEM**

1	2	3	4	5	6	7	8	9	10	11	12	13	14	15	16
Group Code	Group Name	NAIC Company Code	ID Number	Federal RSSD	CIK	Name of Securities Exchange if Publicly Traded (U.S. or International)	Names of Parent, Subsidiaries Or Affiliates	Domiciliary Location	Relationship to Reporting Entity	Directly Controlled by (Name of Entity/Person)	Type of Control (Ownership, Board, Management, Attorney-in-Fact, Influence, Other)	If Control is Ownership Provide Percentage	Ultimate Controlling Entity(ies)/Person(s)	Is an SCA Filing Required? (Yes/No)	*
							Serupa SAS	.FRA	NIA	Serupa Holding	Ownership	100.000	Berkshire Hathaway Inc.	NO	
							Servicios De Corte Y Confeccion, S.A. de C.V.	.SLV	NIA	Garan Manufacturing Corp.	Ownership	100.000	Berkshire Hathaway Inc.	NO	
							Servicios De Manufactura S.A. de CV & Producciones Manufactureras, S.A. de CV	.SLV	NIA	Garan Manufacturing Corp.	Ownership	100.000	Berkshire Hathaway Inc.	NO	
							Servicios Industriales Diversos, S.A. de C.V.	.SLV	NIA	Garan Manufacturing Corp.	Ownership	100.000	Berkshire Hathaway Inc.	NO	
							Servicios Profesionales De Manufactura, S.A. de C.V.	.SLV	NIA	Garan Manufacturing Corp.	Ownership	100.000	Berkshire Hathaway Inc.	NO	
							Servicios Russell SA de CV	.MEX	NIA	Russell Brands, LLC	Ownership	98.000	Berkshire Hathaway Inc.	NO	
							Servicios Russell SA de CV	.MEX	NIA	Union Sales, LLC	Ownership	2.000	Berkshire Hathaway Inc.	NO	
			84-1051293				Seventeenth Street Realty, Inc.	.CO	NIA	Johns Manville	Ownership	100.000	Berkshire Hathaway Inc.	NO	
			47-0691266				SFEG Corp.	.DE	NIA	BHSF, Inc.	Ownership	100.000	Berkshire Hathaway Inc.	NO	
			98-1050749				SFJ, Inc.	.CAN	NIA	Pilot Travel Centers LLC	Ownership	50.000	Berkshire Hathaway Inc.	NO	
			36-3713699				SFP Pipelines Holdings, Inc.	.DE	NIA	BNSF Railway Company	Ownership	100.000	Berkshire Hathaway Inc.	NO	
			95-4191068				SFPP, LP	.TX	NIA	Santa Fe Pacific Pipelines, Inc.	Ownership	50.000	Berkshire Hathaway Inc.	NO	
			45-2100070				SFVT Investors, LLC	.DE	NIA	Berkshire Hathaway Automotive Inc.	Ownership	78.000	Berkshire Hathaway Inc.	NO	
			45-2100070				SFVT Investors, LLC	.DE	NIA	BHA Minority Interest Holdco, Inc.	Ownership	3.000	Berkshire Hathaway Inc.	NO	
							SFZ International, Inc.	.CAN	NIA	The Scott Fetzer Company	Ownership	100.000	Berkshire Hathaway Inc.	NO	
			27-0076556				SGG Lisco LLC	.DE	NIA	Spalding Sporting Goods Limited	Ownership	100.000	Berkshire Hathaway Inc.	NO	
			01-0811518				SGG Patents LLC	.DE	NIA	Russell Brands, LLC	Ownership	100.000	Berkshire Hathaway Inc.	NO	
							Shafir Production Systems Ltd.	.ISR	NIA	Iscar Ltd.	Ownership	51.000	Berkshire Hathaway Inc.	NO	
							Shanghai Lubrizol International Trading Co., Ltd.	.CHN	NIA	Lubrizol Shanghai Investments I Limited	Ownership	100.000	Berkshire Hathaway Inc.	NO	
							Shanghai Shaw Global Investment Consulting Co LTD (dba Shaw Global)	.CHN	NIA	Kido International Limited	Ownership	100.000	Berkshire Hathaway Inc.	NO	
			98-0395649				Shanghai TTI Electronics Co, LTD	.CHN	NIA	TTI, Inc.	Ownership	100.000	Berkshire Hathaway Inc.	NO	
			92-4013963				Shared Success Center, LLC	.DE	NIA	HomeServices of America, Inc.	Ownership	100.000	Berkshire Hathaway Inc.	NO	
			86-2146289				Shaw Asia Pacific Holdings LLC	.GA	NIA	Shaw Industries Group, Inc.	Ownership	100.000	Berkshire Hathaway Inc.	NO	
			98-1255733				Shaw Brasil Consultoria Em Pisos Ltda	.BRA	NIA	Shaw Industries Group, Inc.	Ownership	99.900	Berkshire Hathaway Inc.	NO	
			98-1255733				Shaw Brasil Consultoria Em Pisos Ltda	.BRA	NIA	Shaw Specialized Services, LLC	Ownership	0.100	Berkshire Hathaway Inc.	NO	
			98-1046307				Shaw Carpet (China) Co. Ltd.	.CHN	NIA	Shaw Industries Asia Pte. Ltd.	Ownership	100.000	Berkshire Hathaway Inc.	NO	
			01-0626710				Shaw Diversified Services, Inc.	.GA	NIA	Shaw Industries Group, Inc.	Ownership	100.000	Berkshire Hathaway Inc.	NO	
							Shaw Europe Holdings Limited	.GBR	NIA	Shaw Industries Group, Inc.	Ownership	100.000	Berkshire Hathaway Inc.	NO	
							Shaw Europe Limited	.GBR	NIA	Shaw Europe Holdings Limited	Ownership	100.000	Berkshire Hathaway Inc.	NO	
			98-1092153				Shaw Floors India Private Ltd.	.IND	NIA	Shaw Industries Asia Pte. Ltd.	Ownership	100.000	Berkshire Hathaway Inc.	NO	
			16-1666637				Shaw Floors, Inc.	.GA	NIA	Shaw Industries Group, Inc.	Ownership	100.000	Berkshire Hathaway Inc.	NO	
							Shaw France S.A.R.L	.FRA	NIA	Shaw Europe Holdings Limited	Ownership	100.000	Berkshire Hathaway Inc.	NO	
			59-2409749				Shaw Funding Company	.DE	NIA	Shaw Industries, Inc.	Ownership	100.000	Berkshire Hathaway Inc.	NO	
			98-1024856				Shaw Industries Asia Pte. Ltd.	.SGP	NIA	Shaw Industries SARL	Ownership	100.000	Berkshire Hathaway Inc.	NO	
			98-1148210				Shaw Industries Group Chile Limitada	.CHL	NIA	Shaw Industries Group, Inc.	Ownership	99.000	Berkshire Hathaway Inc.	NO	
			98-1148210				Shaw Industries Group Chile Limitada	.CHL	NIA	Shaw Specialized Services, LLC	Ownership	1.000	Berkshire Hathaway Inc.	NO	
			58-1032521				Shaw Industries Group, Inc.	.GA	NIA	Berkshire Hathaway Inc.	Ownership	100.000	Berkshire Hathaway Inc.	NO	
			98-1056292				Shaw Industries Hong Kong Ltd.	.HKG	NIA	Shaw Industries Asia Pte. Ltd.	Ownership	100.000	Berkshire Hathaway Inc.	NO	
			33-1222343				Shaw Industries SARL	.LUX	NIA	Shaw Industries Group, Inc.	Ownership	100.000	Berkshire Hathaway Inc.	NO	
			35-2162582				Shaw Industries, Inc.	.CAN	NIA	Shaw Industries Group, Inc.	Ownership	100.000	Berkshire Hathaway Inc.	NO	
							Shaw Integrad and Turf Solutions, LTD.	.CAN	NIA	Shaw Industries Group, Inc.	Ownership	100.000	Berkshire Hathaway Inc.	NO	
			87-4486016				Shaw Integrated and Turf Solutions, Inc.	.GA	NIA	Shaw Industries Group, Inc.	Ownership	100.000	Berkshire Hathaway Inc.	NO	
			58-2017348				Shaw International Services, Inc.	.GA	NIA	Shaw Industries Group, Inc.	Ownership	100.000	Berkshire Hathaway Inc.	NO	
			45-0470393				Shaw Monomers, LLC	.GA	NIA	Shaw Industries Group, Inc.	Ownership	100.000	Berkshire Hathaway Inc.	NO	

53.75

ANNUAL STATEMENT FOR THE YEAR 2023 OF THE General Re Life Corporation

**SCHEDULE Y**

**PART 1A - DETAIL OF INSURANCE HOLDING COMPANY SYSTEM**

1	2	3	4	5	6	7	8	9	10	11	12	13	14	15	16
Group Code	Group Name	NAIC Company Code	ID Number	Federal RSSD	CIK	Name of Securities Exchange if Publicly Traded (U.S. or International)	Names of Parent, Subsidiaries Or Affiliates	Domiciliary Location	Relationship to Reporting Entity	Directly Controlled by (Name of Entity/Person)	Type of Control (Ownership, Board, Management, Attorney-in-Fact, Influence, Other)	If Control is Ownership Provide Percentage	Ultimate Controlling Entity(ies)/Person(s)	Is an SCA Filing Required? (Yes/No)	*
							Shaw Netherlands B.V.	.NLD	NIA	Shaw Europe Holdings Limited	Ownership	100.000	Berkshire Hathaway Inc.	NO	
			58-2242176				Shaw Retail Properties, Inc.	.GA	NIA	Shaw Industries, Inc.	Ownership	100.000	Berkshire Hathaway Inc.	NO	
			20-2090216				Shaw Specialized Services, LLC	.GA	NIA	Shaw Industries Group, Inc.	Ownership	100.000	Berkshire Hathaway Inc.	NO	
			81-1214189				Shaw Sports Turf California, Inc.	.GA	NIA	Shaw Industries Group, Inc.	Ownership	100.000	Berkshire Hathaway Inc.	NO	
			58-1502689				Shaw Transport, Inc.	.GA	NIA	Shaw Industries Group, Inc.	Ownership	100.000	Berkshire Hathaway Inc.	NO	
							Shaw Vietnam Limited Liability Company	.VNM	NIA	Shaw Industries Group, Inc.	Ownership	100.000	Berkshire Hathaway Inc.	NO	
			92-1121877				Shaw Watershed Holdings, LLC	.DE	NIA	Shaw Industries Group, Inc.	Ownership	100.000	Berkshire Hathaway Inc.	NO	
			45-5406004				Shawnee Tax Credit Fund, LLC	.MO	NIA	AHP Housing Fund 145, LLC	Ownership	99.990	Berkshire Hathaway Inc.	NO	
							Sherwood Housing Associates Limited Partnership	.MA	NIA	AHP Housing Fund 221, LLC	Ownership	99.990	Berkshire Hathaway Inc.	NO	
			83-0815570				Showcase Automotive LLC	.DE	NIA	Berkshire Hathaway Automotive Inc.	Ownership	88.000	Berkshire Hathaway Inc.	NO	
			20-2020605				Showcase Automotive LLC	.DE	NIA	BHA Minority Interest Holdco, Inc.	Ownership	3.000	Berkshire Hathaway Inc.	NO	
			20-2020536				Showcase Motors LLC	.DE	NIA	Berkshire Hathaway Automotive Inc.	Ownership	3.000	Berkshire Hathaway Inc.	NO	
			20-2020536				Showcase Motors LLC	.DE	NIA	Berkshire Hathaway Automotive Inc.	Ownership	78.000	Berkshire Hathaway Inc.	NO	
			37-1883146				Shreveport BDB Housing Partners, LLC	.LA	NIA	AHP Housing Fund 163, LLC	Ownership	99.985	Berkshire Hathaway Inc.	NO	
			36-4751648				Shreveport CV Housing, LLC	.LA	NIA	AHP Housing Fund 62, LLC	Ownership	99.990	Berkshire Hathaway Inc.	NO	
			95-1908842				Shultz Steel LLC	.CA	NIA	Precision Castparts Corp.	Ownership	100.000	Berkshire Hathaway Inc.	NO	
			98-0574214				Shur-Lok International S.A.	.BEL	NIA	PCC UK Global Holdings Limited	Ownership	100.000	Berkshire Hathaway Inc.	NO	
			58-2470281				SHX Flooring, Inc.	.DE	NIA	Shaw Industries Group, Inc.	Ownership	100.000	Berkshire Hathaway Inc.	NO	
			20-3068178				SHX Realty One, LLC	.GA	NIA	Shaw Industries, Inc.	Ownership	100.000	Berkshire Hathaway Inc.	NO	
			33-0661867				SidePlate Systems, Inc.	.CA	NIA	MiTek Inc.	Ownership	100.000	Berkshire Hathaway Inc.	NO	
			88-0166967				Sierra Gas Holdings Company	.NV	NIA	NV Energy, Inc.	Ownership	100.000	Berkshire Hathaway Inc.	NO	
			88-0044418				Sierra Pacific Power Company	.NV	NIA	NV Energy, Inc.	Ownership	100.000	Berkshire Hathaway Inc.	NO	
			46-2629154				Silver Moon Lodge LLLP	.NM	NIA	AHP Housing Fund 21, LLC	Ownership	99.990	Berkshire Hathaway Inc.	NO	
			35-4023558				Silver State Property Holdings, LLC	.NV	NIA	Sierra Pacific Power Company	Ownership	100.000	Berkshire Hathaway Inc.	NO	
			92-2220897				Silver State Travel Centers LLC	.DE	NIA	Pilot Travel Centers LLC	Ownership	50.000	Berkshire Hathaway Inc.	NO	
							Sisu Axles Inc.	.FIN	NIA	Marmon Group Limited, The	Ownership	100.000	Berkshire Hathaway Inc.	NO	
			68-0633198				SK Products Holding Company LLC	.DE	NIA	OsteoMed LLC	Ownership	100.000	Berkshire Hathaway Inc.	NO	
			68-0633203				Skeletal Kinetics LLC	.DE	NIA	SK Products Holding Company LLC	Ownership	100.000	Berkshire Hathaway Inc.	NO	
							SLI Holding Limited	.GBR	NIA	National Indemnity Company	Ownership	100.000	Berkshire Hathaway Inc.	NO	
							Sloane Poland Sp.z.o.o.	.POL	NIA	Marmon Group Limited, The	Ownership	100.000	Berkshire Hathaway Inc.	NO	
			46-2923835				Slover Development Company LLC	.DE	NIA	BNSF Railway Company	Ownership	100.000	Berkshire Hathaway Inc.	NO	
			48-1306143				Smart Group (The), LP	.TX	NIA	Berkshire Hathaway Automotive Inc.	Ownership	99.000	Berkshire Hathaway Inc.	NO	
			48-1306143				Smart Group (The), LP	.TX	NIA	SN Management, Inc.	Ownership	1.000	Berkshire Hathaway Inc.	NO	
			48-1306143				Smart Group AZ (The), LLC	.TX	NIA	Smart Group (The), LP	Ownership	100.000	Berkshire Hathaway Inc.	NO	
			58-2318210				Smilemakers Canada, Inc	.SC	NIA	Smilemakers, Inc	Ownership	100.000	Berkshire Hathaway Inc.	NO	
							Smilemakers For Children Company	.CAN	NIA	Smilemakers Canada, Inc	Ownership	100.000	Berkshire Hathaway Inc.	NO	
			57-0647221				Smilemakers, Inc	.SC	NIA	Oriental Trading Company, Inc.	Ownership	100.000	Berkshire Hathaway Inc.	NO	
							Smit Mobile Equipments (UK) Ltd B.V.	.GBR	NIA	GAS NL B.V.	Ownership	100.000	Berkshire Hathaway Inc.	NO	
							Smit Mobile Equipments B.V.	.NLD	NIA	GAS NL B.V.	Ownership	100.000	Berkshire Hathaway Inc.	NO	
			33-1043990				SN Management, Inc.	.TX	NIA	Berkshire Hathaway Automotive Inc.	Ownership	100.000	Berkshire Hathaway Inc.	NO	
			46-4491336				SoCal Services & Property Management	.CA	NIA	HomeServices of California, LLC	Ownership	100.000	Berkshire Hathaway Inc.	NO	
			74-2143400				Soco West, Inc.	.DE	NIA	Brilliant National Services, Inc.	Ownership	100.000	Berkshire Hathaway Inc.	NO	
			04-2450505				Sofft Shoe Company, LLC	.DE	NIA	H. H. Brown Shoe Company, Inc.	Ownership	100.000	Berkshire Hathaway Inc.	NO	
			47-3774075				Sohl Avenue RCF, LP	.IN	NIA	AHP Housing Fund 97, LLC	Ownership	99.990	Berkshire Hathaway Inc.	NO	
			32-0452012				Solar San Antonio LLC	.DE	NIA	Alamo 6 Solar Holdings, LLC	Ownership	100.000	Berkshire Hathaway Inc.	NO	
			46-1498369				Solar Star 3, LLC	.DE	NIA	Solar Star Projects Holding, LLC	Ownership	100.000	Berkshire Hathaway Inc.	NO	
			82-4623869				Solar Star 4, LLC	.DE	NIA	Solar Star Projects Holding, LLC	Ownership	100.000	Berkshire Hathaway Inc.	NO	
			80-0855162				Solar Star California XIX, LLC	.DE	NIA	SSC XIX, LLC	Ownership	100.000	Berkshire Hathaway Inc.	NO	



ANNUAL STATEMENT FOR THE YEAR 2023 OF THE General Re Life Corporation

**SCHEDULE Y**

**PART 1A - DETAIL OF INSURANCE HOLDING COMPANY SYSTEM**

1	2	3	4	5	6	7	8	9	10	11	12	13	14	15	16
Group Code	Group Name	NAIC Company Code	ID Number	Federal RSSD	CIK	Name of Securities Exchange if Publicly Traded (U.S. or International)	Names of Parent, Subsidiaries Or Affiliates	Domiciliary Location	Relationship to Reporting Entity	Directly Controlled by (Name of Entity/Person)	Type of Control (Ownership, Board, Management, Attorney-in-Fact, Influence, Other)	If Control is Ownership Provide Percentage	Ultimate Controlling Entity(ies)/Person(s)	Is an SCA Filing Required? (Yes/No)	*
			80-0855190				Solar Star California XX, LLC	DE	NIA	SSC XX, LLC	Ownership	100.000	Berkshire Hathaway Inc.	NO	
			46-2402387				Solar Star Funding, LLC	DE	NIA	Solar Star Projects Holding, LLC	Ownership	100.000	Berkshire Hathaway Inc.	NO	
			46-1296159				Solar Star Projects Holding, LLC	DE	NIA	BHE Solar, LLC	Ownership	100.000	Berkshire Hathaway Inc.	NO	
			35-6038355				Somerset Services, LLC	IN	NIA	The Medical Protective Company	Ownership	100.000	Berkshire Hathaway Inc.	NO	
			82-3434044				Sonnax Automotive Parts (Shanghai) Co., Ltd	CHN	NIA	Sonnax Transmission Company	Ownership	100.000	Berkshire Hathaway Inc.	NO	
							Sonnax Transmission Company	DE	NIA	Marmon Engineered Components Company	Ownership	100.000	Berkshire Hathaway Inc.	NO	
							Sonnax Transmission India Private Limited	IND	NIA	Sonnax Transmission Company	Ownership	99.280	Berkshire Hathaway Inc.	NO	
			80-0500570				SOS International Holdings, LLC	DE	NIA	PCC UK Global Holdings Limited	Ownership	100.000	Berkshire Hathaway Inc.	NO	
							SOS Metals Brasil LTDA	BRA	NIA	SOS International Holdings, LLC	Ownership	100.000	Berkshire Hathaway Inc.	NO	
							South East PowerGrid Limited	GBR	NIA	Northern Electric plc.	Ownership	100.000	Berkshire Hathaway Inc.	NO	
							South Eastern PowerGrid Limited	GBR	NIA	Northern Electric plc.	Ownership	100.000	Berkshire Hathaway Inc.	NO	
							South PowerGrid Limited	GBR	NIA	Northern Electric plc.	Ownership	100.000	Berkshire Hathaway Inc.	NO	
							South West PowerGrid Limited	GBR	NIA	Northern Electric plc.	Ownership	100.000	Berkshire Hathaway Inc.	NO	
							South Western PowerGrid Limited	GBR	NIA	Northern Electric plc.	Ownership	100.000	Berkshire Hathaway Inc.	NO	
			33-0488996				Southern Counties Oil Company LP	CA	NIA	PFJE SOCIAL LP Holdings LLC	Ownership	100.000	Berkshire Hathaway Inc.	NO	
			63-1083246				Southern Energy Homes, Inc.	DE	NIA	CMH Manufacturing, Inc.	Ownership	100.000	Berkshire Hathaway Inc.	NO	
							Southern PowerGrid Limited	GBR	NIA	Northern Electric plc.	Ownership	100.000	Berkshire Hathaway Inc.	NO	
			85-0880188				Southern Site Contractors, LLC	TN	NIA	Clayton Properties Group, Inc.	Ownership	100.000	Berkshire Hathaway Inc.	NO	
			47-2380829				Southridge Senior Lofts, LLC	IA	NIA	AHP Housing Fund 126, LLC	Ownership	99.990	Berkshire Hathaway Inc.	NO	
			32-0454679				Southview Apartments II, L.P.	MO	NIA	AHP Housing Fund 112, LLC	Ownership	98.990	Berkshire Hathaway Inc.	NO	
			32-0373080				Southview Apartments, L.P.	MO	NIA	AHP Housing Fund 57, LLC	Ownership	98.990	Berkshire Hathaway Inc.	NO	
			26-1561632				Southwest Greens International LLC	GA	NIA	Shaw Integrated and Turf Solutions, Inc.	Ownership	100.000	Berkshire Hathaway Inc.	NO	
			86-1029888				Southwest Settlement Services, LLC	AZ	NIA	Roy H. Long Realty Company, Inc.	Ownership	100.000	Berkshire Hathaway Inc.	NO	
			54-1609767				Southwest Tooling Supply, LLC	DE	NIA	ITTI Investment Holdings Inc.	Ownership	80.100	Berkshire Hathaway Inc.	NO	
							Southwest United Canada, Inc.	CAN	NIA	Southwest United Industries, Inc.	Ownership	100.000	Berkshire Hathaway Inc.	NO	
							Southwest United de Mexico, S.A. de C.V.	MEX	NIA	PCC Aerostructures Mexico, S.A. de C.V.	Ownership	20.000	Berkshire Hathaway Inc.	NO	
							Southwest United de Mexico, S.A. de C.V.	MEX	NIA	Southwest United Industries, Inc.	Ownership	80.000	Berkshire Hathaway Inc.	NO	
			73-0672728				Southwest United Industries, Inc.	OK	NIA	Precision Castparts Corp.	Ownership	100.000	Berkshire Hathaway Inc.	NO	
			81-3605077				SP&D Hickory LLC	NC	NIA	AHP Housing Fund 175, LLC	Ownership	99.990	Berkshire Hathaway Inc.	NO	
			83-1738032				SP&D Marion LLC	NC	NIA	AHP Housing Fund 210, LLC	Ownership	99.990	Berkshire Hathaway Inc.	NO	
			47-1701034				SP&D Mt Pleasant LLC	NC	NIA	AHP Housing Fund 91, LLC	Ownership	99.990	Berkshire Hathaway Inc.	NO	
			47-1712051				SP&D Raleigh LLC	NC	NIA	AHP Housing Fund 93, LLC	Ownership	99.990	Berkshire Hathaway Inc.	NO	
			47-4871953				SP&D Shalotte LLC	NC	NIA	AHP Housing Fund 132, LLC	Ownership	99.990	Berkshire Hathaway Inc.	NO	
			47-1696811				SP&D Sylva LLC	NC	NIA	AHP Housing Fund 92, LLC	Ownership	99.990	Berkshire Hathaway Inc.	NO	
							Spalding Enterprise Management Co., Ltd.	CHN	NIA	Spalding Holdings Limited	Ownership	100.000	Berkshire Hathaway Inc.	NO	
							Spalding Holdings Limited	HKG	NIA	Spalding Sporting Goods Limited	Ownership	100.000	Berkshire Hathaway Inc.	NO	
							Spalding Japan KK	JPN	NIA	Spalding Sporting Goods Limited	Ownership	100.000	Berkshire Hathaway Inc.	NO	
							Spalding Sporting Goods China Limited	CHN	NIA	Spalding Holdings Limited	Ownership	100.000	Berkshire Hathaway Inc.	NO	
							Spalding Sporting Goods Limited	IRL	NIA	Cumberland Asset Management, Inc.	Ownership	100.000	Berkshire Hathaway Inc.	NO	
							Spalding Trading Co., Ltd.	CHN	NIA	Spalding Holdings Limited	Ownership	100.000	Berkshire Hathaway Inc.	NO	
							Spantech Technology Solutions S.L.	ESP	NIA	RFMW Europe Limited	Ownership	100.000	Berkshire Hathaway Inc.	NO	
							Special Metals Deutschland Limited	GBR	NIA	Special Metals Wiggin Limited	Ownership	100.000	Berkshire Hathaway Inc.	NO	
			25-1445468				Special Metals LLC	DE	NIA	Precision Castparts Corp.	Ownership	100.000	Berkshire Hathaway Inc.	NO	
			98-0587845				Special Metals Pacific Pte Ltd	SGP	NIA	Huntington Alloys Corporation	Ownership	100.000	Berkshire Hathaway Inc.	NO	
							Special Metals Services Limited	GBR	NIA	Special Metals Wiggin Limited	Ownership	100.000	Berkshire Hathaway Inc.	NO	
							Special Metals Wiggin Limited	GBR	NIA	Special Metals LLC	Ownership	100.000	Berkshire Hathaway Inc.	NO	
							Special Metals Wiggin Trustees Limited	GBR	NIA	Special Metals Wiggin Limited	Ownership	100.000	Berkshire Hathaway Inc.	NO	
			45-3005520				Spencer Housing Associates, L.P.	TN	NIA	AHP Housing Fund 41, LLC	Ownership	99.990	Berkshire Hathaway Inc.	NO	

ANNUAL STATEMENT FOR THE YEAR 2023 OF THE General Re Life Corporation

**SCHEDULE Y**  
**PART 1A - DETAIL OF INSURANCE HOLDING COMPANY SYSTEM**

1	2	3	4	5	6	7	8	9	10	11	12	13	14	15	16
Group Code	Group Name	NAIC Company Code	ID Number	Federal RSSD	CIK	Name of Securities Exchange if Publicly Traded (U.S. or International)	Names of Parent, Subsidiaries Or Affiliates	Domiciliary Location	Relationship to Reporting Entity	Directly Controlled by (Name of Entity/Person)	Type of Control (Ownership, Board, Management, Attorney-in-Fact, Influence, Other)	If Control is Ownership Provide Percentage	Ultimate Controlling Entity(ies)/Person(s)	Is an SCA Filing Required? (Yes/No)	*
			37-1792593				Spica Community Solar Gardens, LLC	..MN.....	..NIA.....	Geronimo Community Solar Gardens Holding Company, LLC	Ownership.....	100.000	Berkshire Hathaway Inc.	..NO.....	
			47-5264402				Spica CS61, LLC	..MN.....	..NIA.....	Spica Community Solar Gardens, LLC	Ownership.....	100.000	Berkshire Hathaway Inc.	..NO.....	
			47-5278675				Spica CS62, LLC	..MN.....	..NIA.....	Spica Community Solar Gardens, LLC	Ownership.....	100.000	Berkshire Hathaway Inc.	..NO.....	
							Spirado B.V.	..NLD.....	..NIA.....	Volito Group B.V.	Ownership.....	100.000	Berkshire Hathaway Inc.	..NO.....	
							SPS (China) Co., Ltd.	..CHN.....	..NIA.....	SPS Asia Limited	Ownership.....	100.000	Berkshire Hathaway Inc.	..NO.....	
							SPS Aerostructures Limited	..GBR.....	..NIA.....	SPS Technologies Limited	Ownership.....	100.000	Berkshire Hathaway Inc.	..NO.....	
			98-0652145				SPS Asia Limited	..HKG.....	..NIA.....	Precision Castparts Corp.	Ownership.....	99.990	Berkshire Hathaway Inc.	..NO.....	
			98-0652145				SPS Asia Limited	..HKG.....	..NIA.....	SPS International Investment Company	Ownership.....	0.010	Berkshire Hathaway Inc.	..NO.....	
			23-1620339				SPS International Investment Company	..DE.....	..NIA.....	SPS Technologies, LLC	Ownership.....	100.000	Berkshire Hathaway Inc.	..NO.....	
			98-1229917				SPS Technologies Limited	..GBR.....	..NIA.....	PCC UK Global Holdings Limited	Ownership.....	100.000	Berkshire Hathaway Inc.	..NO.....	
			46-5286088				SPS Technologies Mexico LLC	..CA.....	..NIA.....	SPS Technologies, LLC	Ownership.....	100.000	Berkshire Hathaway Inc.	..NO.....	
			23-1116110				SPS Technologies, LLC	..PA.....	..NIA.....	Precision Castparts Corp.	Ownership.....	100.000	Berkshire Hathaway Inc.	..NO.....	
			46-132593				SSC XIX, LLC	..DE.....	..NIA.....	Solar Star Funding, LLC	Ownership.....	100.000	Berkshire Hathaway Inc.	..NO.....	
			46-1322726				SSC XX, LLC	..DE.....	..NIA.....	Solar Star Funding, LLC	Ownership.....	100.000	Berkshire Hathaway Inc.	..NO.....	
			45-4198394				SSLVT Motors, LLC	..DE.....	..NIA.....	Berkshire Hathaway Automotive Inc.	Ownership.....	81.000	Berkshire Hathaway Inc.	..NO.....	
			37-1651326				SSP-SiMatrix, Inc.	..DE.....	..NIA.....	Vesta Intermediate Funding, Inc.	Ownership.....	100.000	Berkshire Hathaway Inc.	..NO.....	
			45-5030199				St. Anthony SLF, LLC	..IL.....	..NIA.....	AHP Housing Fund 5, LLC	Ownership.....	99.990	Berkshire Hathaway Inc.	..NO.....	
			47-6000439				St. Joseph Terminal Railroad Company	..MO.....	..NIA.....	BNSF Railway Company	Ownership.....	50.000	Berkshire Hathaway Inc.	..NO.....	
			72-1487076				St. Rose Travel Center LLC	..LA.....	..NIA.....	Pilot Travel Centers LLC	Ownership.....	100.000	Berkshire Hathaway Inc.	..NO.....	
			47-0691265				Stahl / Scott Fetzer Company	..DE.....	..NIA.....	BHSF, Inc.	Ownership.....	100.000	Berkshire Hathaway Inc.	..NO.....	
			93-4017624				Standard Denbigh Trace Venture MTE, LLC	..DE.....	..NIA.....	KCIC LIHTC 10 LLC	Ownership.....	100.000	Berkshire Hathaway Inc.	..NO.....	
			36-2892538				Star Lake Railroad Company	..DE.....	..NIA.....	BNSF Railway Company	Ownership.....	100.000	Berkshire Hathaway Inc.	..NO.....	
							Starlight Relativity Acquisition Company LLC	..DE.....	..NIA.....	Starlight Relativity Holdings LLC	Ownership.....	100.000	Berkshire Hathaway Inc.	..NO.....	
			84-3125773				Starlight Relativity Holdings LLC	..DE.....	..NIA.....	PFJE AssetCo Holdings LLC	Ownership.....	100.000	Berkshire Hathaway Inc.	..NO.....	
			84-3145118				Starlight Relativity Holdings LLC	..DE.....	..NIA.....	PFJE AssetCo Holdings LLC	Ownership.....	100.000	Berkshire Hathaway Inc.	..NO.....	
			35-2428497				Steele Lawton Pointe LLC	..OK.....	..NIA.....	AHP Housing Fund 14, LLC	Ownership.....	99.990	Berkshire Hathaway Inc.	..NO.....	
			27-4237579				Steele Tower Apartments, LLC	..SD.....	..NIA.....	AHP Housing Fund 14, LLC	Ownership.....	99.990	Berkshire Hathaway Inc.	..NO.....	
			26-0496945				Stephens Garage Building, LLC	..LA.....	..NIA.....	AHP Housing Fund 193, LLC	Ownership.....	99.000	Berkshire Hathaway Inc.	..NO.....	
							Stirling Crane (Australia) Pty Ltd	..AUS.....	..NIA.....	Maron Construction Services (Australia) Holdings Pty Ltd.	Ownership.....	100.000	Berkshire Hathaway Inc.	..NO.....	
			98-1041909				Stirling Crane (Australia) Pty Ltd	..AUS.....	..NIA.....	Maron Construction Services (Australia) Holdings Pty Ltd.	Ownership.....	100.000	Berkshire Hathaway Inc.	..NO.....	
			37-1484087				Sterling Crane (Singapore) Pte. Ltd.	..SGP.....	..NIA.....	Procrane Inc.	Ownership.....	100.000	Berkshire Hathaway Inc.	..NO.....	
							Sterling Crane LLC	..DE.....	..NIA.....	Procrane Holdings, Inc.	Ownership.....	100.000	Berkshire Hathaway Inc.	..NO.....	
							STGS Tunisia	..TUN.....	..NIA.....	Procoves SAS	Ownership.....	99.993	Berkshire Hathaway Inc.	..NO.....	
			36-4799417				Stone Ridge Senior Villas, LP	..MO.....	..NIA.....	AHP Housing Fund 148, LLC	Ownership.....	98.990	Berkshire Hathaway Inc.	..NO.....	
			75-2928388				Stonebriar Chevrolet I, LLC	..DE.....	..NIA.....	Berkshire Hathaway Automotive Inc.	Ownership.....	81.000	Berkshire Hathaway Inc.	..NO.....	
			75-2928388				Stonebriar Chevrolet I, LLC	..DE.....	..NIA.....	BHA Minority Interest Holdco, Inc.	Ownership.....	2.000	Berkshire Hathaway Inc.	..NO.....	
			62-1728778				Store Opening Solutions LLC	..DE.....	..NIA.....	Maron Retail Store Equipment LLC	Ownership.....	100.000	Berkshire Hathaway Inc.	..NO.....	
			36-4357172				Streater LLC	..DE.....	..NIA.....	DCI Marketing, Inc.	Ownership.....	100.000	Berkshire Hathaway Inc.	..NO.....	
							Structural Soft, LLC	..CA.....	..NIA.....	MiTek Inc.	Ownership.....	10.680	Berkshire Hathaway Inc.	..NO.....	
			83-1574503				Subsea Development, LLC	..DE.....	..NIA.....	Flow Improvers LLC	Ownership.....	100.000	Berkshire Hathaway Inc.	..NO.....	
			83-4106851				Subsea Shuttle, LLC	..TX.....	..NIA.....	Flow Improvers LLC	Ownership.....	51.000	Berkshire Hathaway Inc.	..NO.....	
			45-1203819				Sugar Hill Crossing, LLC	..LA.....	..NIA.....	AHP Housing Fund 32, LLC	Ownership.....	99.990	Berkshire Hathaway Inc.	..NO.....	
			46-4597549				Summerwood LLC	..IN.....	..NIA.....	Clayton Properties Group, Inc.	Ownership.....	50.000	Berkshire Hathaway Inc.	..NO.....	
			74-2958130				Summit Distribution Services, Inc.	..TX.....	..NIA.....	McLane Company, Inc.	Ownership.....	100.000	Berkshire Hathaway Inc.	..NO.....	
			98-0171613				Summit Insurance Limited	..CYM.....	..NIA.....	IPS-Integrated Project Services, LLC	Ownership.....	1.000	Berkshire Hathaway Inc.	..NO.....	
			43-2013152				Summit Machine, LLC	..CA.....	..NIA.....	Carlton Forge Works LLC	Ownership.....	100.000	Berkshire Hathaway Inc.	..NO.....	
			26-0794548				Summit Marine Services, L.L.C.	..LA.....	..NIA.....	Charter Brokerage LLC	Ownership.....	100.000	Berkshire Hathaway Inc.	..NO.....	

53.78

ANNUAL STATEMENT FOR THE YEAR 2023 OF THE General Re Life Corporation

**SCHEDULE Y**

**PART 1A - DETAIL OF INSURANCE HOLDING COMPANY SYSTEM**

1	2	3	4	5	6	7	8	9	10	11	12	13	14	15	16
Group Code	Group Name	NAIC Company Code	ID Number	Federal RSSD	CIK	Name of Securities Exchange if Publicly Traded (U.S. or International)	Names of Parent, Subsidiaries Or Affiliates	Domi-ciliary Location	Relation-ship to Reporting Entity	Directly Controlled by (Name of Entity/Person)	Type of Control (Ownership, Board, Management, Attorney-in-Fact, Influence, Other)	If Control is Ownership Provide Percentage	Ultimate Controlling Entity(ies)/Person(s)	Is an SCA Filing Re-quired? (Yes/No)	*
			20-0298402				SunAmerica Affordable Housing Partners 127, A Nevada Limited Partnership	..NV.....	..NIA.....	Affordable Housing Partners, Inc.	Ownership.....	..99.990 .....	Berkshire Hathaway Inc.	..NO.....	
			20-0298402				SunAmerica Affordable Housing Partners 127, A Nevada Limited Partnership	..NV.....	..NIA.....	BH Housing LLC	Ownership.....	..0.010 .....	Berkshire Hathaway Inc.	..NO.....	
			61-1702231				SunAmerica Affordable Housing Partners 176, A Nevada Limited Partnership	..NV.....	..NIA.....	Affordable Housing Partners, Inc.	Ownership.....	..99.900 .....	Berkshire Hathaway Inc.	..NO.....	
			47-2806671				Sunrise Community Solar 1, LLC	..DE.....	..NIA.....	Geronimo Community Solar Gardens, LLC	Ownership.....	..100.000 .....	Berkshire Hathaway Inc.	..NO.....	
			47-2817754				Sunrise Community Solar 2, LLC	..DE.....	..NIA.....	Geronimo Community Solar Gardens, LLC	Ownership.....	..100.000 .....	Berkshire Hathaway Inc.	..NO.....	
			47-2826136				Sunrise Community Solar 3, LLC	..DE.....	..NIA.....	Geronimo Community Solar Gardens, LLC	Ownership.....	..100.000 .....	Berkshire Hathaway Inc.	..NO.....	
			47-2839896				Sunrise Community Solar 4, LLC	..DE.....	..NIA.....	Geronimo Community Solar Gardens, LLC	Ownership.....	..100.000 .....	Berkshire Hathaway Inc.	..NO.....	
			47-2852599				Sunrise Community Solar 5, LLC	..DE.....	..NIA.....	Geronimo Community Solar Gardens, LLC	Ownership.....	..100.000 .....	Berkshire Hathaway Inc.	..NO.....	
			47-2783772				Sunrise Community Solar Gardens, LLC	..DE.....	..NIA.....	Geronimo Community Solar Gardens, LLC	Ownership.....	..100.000 .....	Berkshire Hathaway Inc.	..NO.....	
			94-6001411				Sunset Railway Company	..CA.....	..NIA.....	BNSF Railway Company	Ownership.....	..50.000 .....	Berkshire Hathaway Inc.	..NO.....	
							Suntop Asset Trust	..AUS.....	..NIA.....	Suntop Holdco Pty Ltd	Ownership.....	..100.000 .....	Berkshire Hathaway Inc.	..NO.....	
							Suntop Finco Pty Ltd	..AUS.....	..NIA.....	Suntop SF Pty Ltd	Ownership.....	..100.000 .....	Berkshire Hathaway Inc.	..NO.....	
							Suntop Holdco Pty Ltd	..AUS.....	..NIA.....	Canadian Solar Investment Management Pty Ltd	Ownership.....	..100.000 .....	Berkshire Hathaway Inc.	..NO.....	
							Suntop Holding Trust	..AUS.....	..NIA.....	Canadian Solar Investment Management Pty Ltd	Ownership.....	..100.000 .....	Berkshire Hathaway Inc.	..NO.....	
							Suntop SF Pty Ltd	..AUS.....	..NIA.....	Suntop Holdco Pty Ltd	Ownership.....	..100.000 .....	Berkshire Hathaway Inc.	..NO.....	
			30-1025039				Supermill, LLC	..DE.....	..NIA.....	Bourn & Koch, Inc.	Ownership.....	..100.000 .....	Berkshire Hathaway Inc.	..NO.....	
							Sutol AG	..CHE.....	..NIA.....	Iscar Hartmetall A.G.	Ownership.....	..100.000 .....	Berkshire Hathaway Inc.	..NO.....	
			93-4050557				Sutton Place Preservation MTE, LLC	..DE.....	..NIA.....	KCIC LIHTC 10 LLC	Ownership.....	..100.000 .....	Berkshire Hathaway Inc.	..NO.....	
			27-0586923				SV Maintenance LLC	..DE.....	..NIA.....	XTRA LLC	Ownership.....	..100.000 .....	Berkshire Hathaway Inc.	..NO.....	
			98-0644935				SXP Schulz Xtuded Products LLC	..GA.....	..NIA.....	Precision Castparts Corp.	Ownership.....	..100.000 .....	Berkshire Hathaway Inc.	..NO.....	
			61-1850733				Symmetry Electronics LLC	..DE.....	..NIA.....	Exponential Technology Group, Inc	Ownership.....	..100.000 .....	Berkshire Hathaway Inc.	..NO.....	
							Systemate Numafa B.V.	..MLD.....	..NIA.....	Nufama Holding B.V.	Ownership.....	..100.000 .....	Berkshire Hathaway Inc.	..NO.....	
							Taegutec (Thailand) Ltd.	..THA.....	..NIA.....	IMC International Metalworking Companies Inc.	Ownership.....	..51.000 .....	Berkshire Hathaway Inc.	..NO.....	
							TaeguTec Argentina S.A.	..ARG.....	..NIA.....	IMC International Metalworking Companies Inc.	Ownership.....	..87.100 .....	Berkshire Hathaway Inc.	..NO.....	
							TaeguTec Argentina S.A.	..ARG.....	..NIA.....	Taegutec Ltd.	Ownership.....	..12.900 .....	Berkshire Hathaway Inc.	..NO.....	
							Taegutec Australia Pty Ltd	..AUS.....	..NIA.....	IMC International Metalworking Companies Inc.	Ownership.....	..100.000 .....	Berkshire Hathaway Inc.	..NO.....	
							TaeguTec CR s.r.o.	..CZE.....	..NIA.....	IMC International Metalworking Companies Inc.	Ownership.....	..51.000 .....	Berkshire Hathaway Inc.	..NO.....	
							Taegutec Cutting Tools Trading (Shanghai) Co. Ltd.	..CHN.....	..NIA.....	IMC International Metalworking Companies Inc.	Ownership.....	..100.000 .....	Berkshire Hathaway Inc.	..NO.....	
							Taegutec d.o. Brazil Ltda.	..BRA.....	..NIA.....	IMC International Metalworking Companies Inc.	Ownership.....	..99.980 .....	Berkshire Hathaway Inc.	..NO.....	
							Taegutec d.o. Brazil Ltda.	..BRA.....	..NIA.....	Taegutec Ltd.	Ownership.....	..0.020 .....	Berkshire Hathaway Inc.	..NO.....	
							TaeguTec Hungary Kft	..HUN.....	..NIA.....	IMC International Metalworking Companies Inc.	Ownership.....	..100.000 .....	Berkshire Hathaway Inc.	..NO.....	
							TaeguTec India Private Limited	..IND.....	..NIA.....	IMC International Metalworking Companies Inc.	Ownership.....	..65.000 .....	Berkshire Hathaway Inc.	..NO.....	
							Taegutec Japan Ltd	..JPN.....	..NIA.....	IMC International Metalworking Companies Inc.	Ownership.....	..100.000 .....	Berkshire Hathaway Inc.	..NO.....	
							Taegutec Ltd.	..KOR.....	..NIA.....	IMC International Metalworking Companies Inc.	Ownership.....	..100.000 .....	Berkshire Hathaway Inc.	..NO.....	
							TaeguTec Polska SP. z o.o.	..POL.....	..NIA.....	IMC International Metalworking Companies Inc.	Ownership.....	..100.000 .....	Berkshire Hathaway Inc.	..NO.....	

53.79

ANNUAL STATEMENT FOR THE YEAR 2023 OF THE General Re Life Corporation

**SCHEDULE Y**

**PART 1A - DETAIL OF INSURANCE HOLDING COMPANY SYSTEM**

1	2	3	4	5	6	7	8	9	10	11	12	13	14	15	16
Group Code	Group Name	NAIC Company Code	ID Number	Federal RSSD	CIK	Name of Securities Exchange if Publicly Traded (U.S. or International)	Names of Parent, Subsidiaries Or Affiliates	Domiciliary Location	Relationship to Reporting Entity	Directly Controlled by (Name of Entity/Person)	Type of Control (Ownership, Board, Management, Attorney-in-Fact, Influence, Other)	If Control is Ownership Provide Percentage	Ultimate Controlling Entity(ies)/Person(s)	Is an SCA Filing Required? (Yes/No)	*
							TaeguTec Scandinavia A/S	.DNK	NIA	IMC International Metalworking Companies Inc.	Ownership	100.000	Berkshire Hathaway Inc.	NO	
							Taegutec Slovakia S.R.O	.SVK	NIA	IMC International Metalworking Companies Inc.	Ownership	99.955	Berkshire Hathaway Inc.	NO	
							Taegutec Slovakia S.R.O	.SVK	NIA	Iscar Hartmetall A.G.	Ownership	0.045	Berkshire Hathaway Inc.	NO	
							TaeguTec South Africa(Proprietary) Limited	.ZAF	NIA	IMC International Metalworking Companies Inc.	Ownership	100.000	Berkshire Hathaway Inc.	NO	
							TaeguTec Spain, S.L.U	.ESP	NIA	IMC International Metalworking Companies Inc.	Ownership	100.000	Berkshire Hathaway Inc.	NO	
							Taegutec Tooling Systems Malaysia Sdn. Bhd.	.MYS	NIA	Taegutec Ltd.	Ownership	100.000	Berkshire Hathaway Inc.	NO	
							Taegutec U.K. Ltd.	.GBR	NIA	IMC International Metalworking Companies Inc.	Ownership	100.000	Berkshire Hathaway Inc.	NO	
							TaeguTec Vietnam Limited Liability Company	.VNM	NIA	IMC International Metalworking Companies Inc.	Ownership	100.000	Berkshire Hathaway Inc.	NO	
							Tagutec Kesici Takimlar Sanayi Ve Ticaret A.S.	.TUR	NIA	IMC International Metalworking Companies Inc.	Ownership	75.500	Berkshire Hathaway Inc.	NO	
			82-3540054				Tartan Oil LLC	.DE	NIA	Beverage Management Associates Inc.	Ownership	1.000	Berkshire Hathaway Inc.	NO	
			82-3540054				Tartan Oil LLC	.DE	NIA	Bunkerhill Oil Marketing LLC	Ownership	99.000	Berkshire Hathaway Inc.	NO	
			38-3975495				Taurus Community Solar, LLC	.DE	NIA	Geronomo Community Solar Gardens Holding Company, LLC	Ownership	100.000	Berkshire Hathaway Inc.	NO	
							Taurus CSG1, LLC	.DE	NIA	Taurus Community Solar, LLC	Ownership	100.000	Berkshire Hathaway Inc.	NO	
							Taurus CSG2, LLC	.DE	NIA	Taurus Community Solar, LLC	Ownership	100.000	Berkshire Hathaway Inc.	NO	
							Taurus CSG3, LLC	.DE	NIA	Taurus Community Solar, LLC	Ownership	100.000	Berkshire Hathaway Inc.	NO	
							Taurus CSG4, LLC	.DE	NIA	Taurus Community Solar, LLC	Ownership	100.000	Berkshire Hathaway Inc.	NO	
							TBS Canada, Inc.	.CAN	NIA	Marmon Holdings, Inc.	Ownership	100.000	Berkshire Hathaway Inc.	NO	
							TBS Engineering, Ltd.	.GBR	NIA	Marmon Holdings, Inc.	Ownership	100.000	Berkshire Hathaway Inc.	NO	
			20-5690869				TBS USA, Inc.	.DE	NIA	Marmon Holdings, Inc.	Ownership	100.000	Berkshire Hathaway Inc.	NO	
			20-1127717				TE Wire & Cable LLC	.DE	NIA	Marmon Wire & Cable, Inc.	Ownership	100.000	Berkshire Hathaway Inc.	NO	
							Tenecom Limited	.GBR	NIA	National Indemnity Company	Ownership	100.000	Berkshire Hathaway Inc.	NO	
			56-1515158				Tenn-Tex Plastics, Inc.	.NC	NIA	Western Builders Supply, Inc.	Ownership	100.000	Berkshire Hathaway Inc.	NO	
			43-6003713				Terminal Railroad Association of St. Louis	.MO	NIA	BNSF Railway Company	Ownership	14.290	Berkshire Hathaway Inc.	NO	
			82-2672689				Terre Haute AAL LP	.IN	NIA	AHP Housing Fund 192, LLC	Ownership	99.990	Berkshire Hathaway Inc.	NO	
							Terza S.A. de C.V.	.MEX	NIA	Shaw Industries Group, Inc.	Ownership	49.800	Berkshire Hathaway Inc.	NO	
			32-0579865				Texarkana Grim Housing Partners LP	.TX	NIA	AHP Housing Fund 217, LLC	Ownership	98.980	Berkshire Hathaway Inc.	NO	
			74-6002396				Texas City Terminal Railway Company	.TX	NIA	BNSF Railway Company	Ownership	33.340	Berkshire Hathaway Inc.	NO	
			86-3317628				Texas Emergency Power Reserve, LLC	.DE	NIA	BHE Infrastructure Group, LLC	Ownership	100.000	Berkshire Hathaway Inc.	NO	
			74-1859558				Texas Honing, Inc.	.TX	NIA	THI Acquisition, Inc.	Ownership	100.000	Berkshire Hathaway Inc.	NO	
			81-0853980				Texas South I LLC	.DE	NIA	Pilot Travel Centers LLC	Ownership	50.000	Berkshire Hathaway Inc.	NO	
			81-0860686				Texas South II LLC	.DE	NIA	Pilot Travel Centers LLC	Ownership	50.000	Berkshire Hathaway Inc.	NO	
			82-3886947				Texas South III LLC	.DE	NIA	Pilot Travel Centers LLC	Ownership	50.000	Berkshire Hathaway Inc.	NO	
							Textile Lourdes Limitada	.SLV	NIA	Lempa Services, Limitada, de C.V.	Ownership	12.440	Berkshire Hathaway Inc.	NO	
							Textile Lourdes Limitada	.SLV	NIA	Union Sales,LLC.	Ownership	0.000	Berkshire Hathaway Inc.	NO	
							Textile Lourdes Limitada	.SLV	NIA	Union Underwear Company, Inc.	Ownership	87.560	Berkshire Hathaway Inc.	NO	
			80-0077721				Textiles del Caribe S.de.R.L.de C.V.	.HND	NIA	Union Sales,LLC.	Ownership	2.000	Berkshire Hathaway Inc.	NO	
			80-0077721				Textiles del Caribe S.de.R.L.de C.V.	.HND	NIA	Union Underwear Company, Inc.	Ownership	98.000	Berkshire Hathaway Inc.	NO	
			13-2873530				The B.V.D. Licensing Corp.	.DE	NIA	Union Underwear Company, Inc.	Ownership	100.000	Berkshire Hathaway Inc.	NO	
			36-6000256				The Belt Railway Company of Chicago	.IL	NIA	BNSF Railway Company	Ownership	16.670	Berkshire Hathaway Inc.	NO	
							The British Aviation Insurance Company Limited	.GBR	IA	National Indemnity Company	Ownership	100.000	Berkshire Hathaway Inc.	NO	

53.80

ANNUAL STATEMENT FOR THE YEAR 2023 OF THE General Re Life Corporation

**SCHEDULE Y**

**PART 1A - DETAIL OF INSURANCE HOLDING COMPANY SYSTEM**

1	2	3	4	5	6	7	8	9	10	11	12	13	14	15	16
Group Code	Group Name	NAIC Company Code	ID Number	Federal RSSD	CIK	Name of Securities Exchange if Publicly Traded (U.S. or International)	Names of Parent, Subsidiaries Or Affiliates	Domiciliary Location	Relationship to Reporting Entity	Directly Controlled by (Name of Entity/Person)	Type of Control (Ownership, Board, Management, Attorney-in-Fact, Influence, Other)	If Control is Ownership Provide Percentage	Ultimate Controlling Entity(ies)/Person(s)	Is an SCA Filing Required? (Yes/No)	*
			36-4233242				The Burlington Northern and Santa Fe Railway Company de Mexico S.A. de C.V.	.MEX	NIA	BNSF Railway Company	Ownership	99.000	Berkshire Hathaway Inc.	NO	
			36-4233242				The Burlington Northern and Santa Fe Railway Company de Mexico S.A. de C.V.	.MEX	NIA	BNSF Railway International Services, Inc.	Ownership	1.000	Berkshire Hathaway Inc.	NO	
			46-5038882				The Cardinal Group USA, LLC	.DE	NIA	IPS-Integrated Project Services, LLC	Ownership	80.000	Berkshire Hathaway Inc.	NO	
			85-1507487				The District Developer, LLC	.IA	NIA	MidAmerican Energy Company	Ownership	50.000	Berkshire Hathaway Inc.	NO	
			47-2406392				The Duracell Company	.DE	NIA	Columbia Insurance Company	Ownership	38.650	Berkshire Hathaway Inc.	NO	
			47-2406392				The Duracell Company	.DE	NIA	Cypress Insurance Company	Ownership	2.970	Berkshire Hathaway Inc.	NO	
			47-2406392				The Duracell Company	.DE	NIA	GEICO Corporation	Ownership	11.890	Berkshire Hathaway Inc.	NO	
			47-2406392				The Duracell Company	.DE	NIA	National Fire & Marine Insurance Company	Ownership	11.890	Berkshire Hathaway Inc.	NO	
			47-2406392				The Duracell Company	.DE	NIA	National Indemnity Company	Ownership	33.110	Berkshire Hathaway Inc.	NO	
			47-2406392				The Duracell Company	.DE	NIA	National Liability & Fire Insurance Company	Ownership	1.490	Berkshire Hathaway Inc.	NO	
			01-0710909				The Escrow Firm, Inc.	.CA	NIA	Pickford Services Company	Ownership	100.000	Berkshire Hathaway Inc.	NO	
			31-1000330				The Fechheimer Brothers Company	.DE	NIA	Berkshire Hathaway Inc.	Ownership	100.000	Berkshire Hathaway Inc.	NO	
			22-3522457				The Indecor Group, Inc.	.NJ	NIA	Benjamin Moore & Co.	Ownership	100.000	Berkshire Hathaway Inc.	NO	
			54-1081379				The Long & Foster Companies, Inc.	.VA	NIA	HomeServices MidAtlantic, LLC	Ownership	100.000	Berkshire Hathaway Inc.	NO	
			34-0367600				The Lubrizol Corporation	.OH	NIA	Berkshire Hathaway Inc.	Ownership	100.000	Berkshire Hathaway Inc.	NO	
			36-3485850				The Marmon Group LLC	.DE	NIA	Marmon Holdings, Inc.	Ownership	100.000	Berkshire Hathaway Inc.	NO	
			36-3485850				The Marmon Group of Canada Ltd.	.CAN	NIA	Union Tank Car Company	Ownership	100.000	Berkshire Hathaway Inc.	NO	
0031	Berkshire Hathaway Group	11843	35-0506406				The Medical Protective Company	.IN	IA	MedPro Group Inc	Ownership	100.000	Berkshire Hathaway Inc.	NO	
			94-6001015				The Oakland Terminal Railway	.CA	NIA	BNSF Railway Company	Ownership	50.000	Berkshire Hathaway Inc.	NO	
			98-0345517				The Pampered Chef - Canada Corp.	.CAN	NIA	TPC North America, Ltd.	Ownership	100.000	Berkshire Hathaway Inc.	NO	
			98-0353211				The Pampered Chef - UK, Ltd.	.GBR	NIA	TPC European Holdings, Ltd.	Ownership	100.000	Berkshire Hathaway Inc.	NO	
							The Pampered Chef Deutschland GmbH	.DEU	NIA	TPC European Holdings, Ltd.	Ownership	100.000	Berkshire Hathaway Inc.	NO	
							The Pampered Chef France	.FRA	NIA	TPC European Holdings, Ltd.	Ownership	100.000	Berkshire Hathaway Inc.	NO	
							The Pampered Chef Österreich GmbH	.AUT	NIA	TPC European Holdings, Ltd.	Ownership	100.000	Berkshire Hathaway Inc.	NO	
							The Pampered Chef, Italia S.r.l.	.ITA	NIA	TPC European Holdings, Ltd.	Ownership	100.000	Berkshire Hathaway Inc.	NO	
			36-3269007				The Pampered Chef, Ltd.	.IL	NIA	Berkshire Hathaway Inc.	Ownership	100.000	Berkshire Hathaway Inc.	NO	
			32-0444468				The Preserve at Hardwick, LP	.TN	NIA	AHP Housing Fund 232, LLC	Ownership	99.990	Berkshire Hathaway Inc.	NO	
			32-0444468				The Preserve at Hardwick, LP	.TN	NIA	AHP SLP LLC	Ownership	0.000	Berkshire Hathaway Inc.	NO	
			42-1329950				The Referral Co.	.IA	NIA	Iowa Realty Co., Inc.	Ownership	100.000	Berkshire Hathaway Inc.	NO	
			81-3672478				The Sanctuary at Springboro Ohio, LP	.DE	NIA	AHP Housing Fund 134, LLC	Ownership	99.990	Berkshire Hathaway Inc.	NO	
			81-1734583				The Sanctuary at St. Cloud, LP	.MN	NIA	AHP Housing Fund 86, LLC	Ownership	99.990	Berkshire Hathaway Inc.	NO	
			47-4064199				The Sanctuary at West Saint Paul, LP	.MN	NIA	AHP Housing Fund 108, LLC	Ownership	99.990	Berkshire Hathaway Inc.	NO	
			47-0691256				The Scott Fetzer Company	.DE	NIA	BHSF, Inc.	Ownership	100.000	Berkshire Hathaway Inc.	NO	
			34-1652262				The ScottCare Corporation	.DE	NIA	The Scott Fetzer Company	Ownership	100.000	Berkshire Hathaway Inc.	NO	
							The Scottish Lion Insurance Company Limited	.GBR	IA	SLI Holding Limited	Ownership	100.000	Berkshire Hathaway Inc.	NO	
			47-1852550				The Villages at ParcStone, LLC	.NC	NIA	AHP Housing Fund 76, LLC	Ownership	99.990	Berkshire Hathaway Inc.	NO	
			48-6030154				The Wichita Union Terminal Railway Company	.KS	NIA	BNSF Railway Company	Ownership	66.670	Berkshire Hathaway Inc.	NO	
			74-1746432				The Zia Company	.DE	NIA	BNSF Railway Company	Ownership	100.000	Berkshire Hathaway Inc.	NO	
			41-0884355				Thermoform Plastics, Inc.	.MN	NIA	Wilbert, Inc.	Ownership	100.000	Berkshire Hathaway Inc.	NO	
			26-4451061				THI Acquisition, Inc.	.DE	NIA	Precision Castparts Corp.	Ownership	100.000	Berkshire Hathaway Inc.	NO	
			36-3257622				Thorco Industries LLC	.DE	NIA	L. A. Darling Company LLC	Ownership	100.000	Berkshire Hathaway Inc.	NO	
			81-5358904				Thoroughbred Title Services, LLC	.NY	NIA	HomeServices of New York, LLC	Ownership	100.000	Berkshire Hathaway Inc.	NO	
			83-1556509				Tier Path LLC	.DE	NIA	Perfection Hy-Test Company	Ownership	100.000	Berkshire Hathaway Inc.	NO	
			81-3737388				Timberlane Partners, LP	.MS	NIA	AHP Housing Fund 173, LLC	Ownership	99.990	Berkshire Hathaway Inc.	NO	
							TIMET Europe Limited	.GBR	NIA	TIMET UK Limited	Ownership	100.000	Berkshire Hathaway Inc.	NO	
			45-3784304				TIMET Powdered Metals, LLC	.DE	NIA	Titanium Metals Corporation	Ownership	100.000	Berkshire Hathaway Inc.	NO	

ANNUAL STATEMENT FOR THE YEAR 2023 OF THE General Re Life Corporation

**SCHEDULE Y**  
**PART 1A - DETAIL OF INSURANCE HOLDING COMPANY SYSTEM**

1	2	3	4	5	6	7	8	9	10	11	12	13	14	15	16
Group Code	Group Name	NAIC Company Code	ID Number	Federal RSSD	CIK	Name of Securities Exchange if Publicly Traded (U.S. or International)	Names of Parent, Subsidiaries Or Affiliates	Domiciliary Location	Relationship to Reporting Entity	Directly Controlled by (Name of Entity/Person)	Type of Control (Ownership, Board, Management, Attorney-in-Fact, Influence, Other)	If Control is Ownership Provide Percentage	Ultimate Controlling Entity(ies)/Person(s)	Is an SCA Filing Required? (Yes/No)	*
			84-1524606				TIMET Real Estate Corporation	..CO.....	..NIA.....	Titanium Metals Corporation	Ownership.....	100.000	Berkshire Hathaway Inc.	....NO.....	
			98-1705860				TIMET Savoie, SA	..FRA.....	..NIA.....	TIMET Europe Limited	Ownership.....	70.000	Berkshire Hathaway Inc.	....NO.....	
							TIMET UK Limited	..GBR.....	..NIA.....	PCC UK Global Holdings Limited	Ownership.....	100.000	Berkshire Hathaway Inc.	....NO.....	
			30-0108564				Tioga Properties, LLC	..DE.....	..NIA.....	Eastern Gas Transmission and Storage, Inc.	Ownership.....	100.000	Berkshire Hathaway Inc.	....NO.....	
			13-5630895				Titanium Metals Corporation	..DE.....	..NIA.....	Precision Castparts Corp.	Ownership.....	100.000	Berkshire Hathaway Inc.	....NO.....	
			23-3004322				TLTC LLC	..DE.....	..NIA.....	Fox & Roach/Trident Limited Partnership	Ownership.....	100.000	Berkshire Hathaway Inc.	....NO.....	
			20-1174230				TM City Leasing Inc.	..DE.....	..NIA.....	Transco Railcar Repair Inc.	Ownership.....	100.000	Berkshire Hathaway Inc.	....NO.....	
			88-2462339				TMG Lucetius LLC	..FL.....	..NIA.....	The Marmon Group LLC	Ownership.....	100.000	Berkshire Hathaway Inc.	....NO.....	
							TMI Climate Solutions Canada Inc.	..CAN.....	..NIA.....	Marmon Holdings Corporation	Ownership.....	100.000	Berkshire Hathaway Inc.	....NO.....	
			86-1014610				TODVT LLC	..DE.....	..NIA.....	Berkshire Hathaway Automotive Inc.	Ownership.....	81.000	Berkshire Hathaway Inc.	....NO.....	
			27-4898712				TOHVT Motors, LLC	..DE.....	..NIA.....	Berkshire Hathaway Automotive Inc.	Ownership.....	91.000	Berkshire Hathaway Inc.	....NO.....	
			98-0408382				Tongonan Power Investment, Inc.	..PHL.....	..NIA.....	Berkshire Hathaway Energy Company	Ownership.....	100.000	Berkshire Hathaway Inc.	....NO.....	
			98-0373625				Tonicstar Limited	..GBR.....	..NIA.....	SLI Holding Limited	Ownership.....	100.000	Berkshire Hathaway Inc.	....NO.....	
			93-0867881				Tool & Gage Associates, Inc.	..OR.....	..NIA.....	Macpherson Western Tool & Supply Co., LLC	Ownership.....	100.000	Berkshire Hathaway Inc.	....NO.....	
			74-1990355				Tool-Flo Manufacturing, Inc	..TX.....	..NIA.....	ITTI Group USA Holdings, Inc.	Ownership.....	100.000	Berkshire Hathaway Inc.	....NO.....	
			52-1349938				Top Five Club, Inc.	..TX.....	..NIA.....	GEICO Corporation	Ownership.....	100.000	Berkshire Hathaway Inc.	....NO.....	
			27-1200627				Topaz Solar Farms LLC	..DE.....	..NIA.....	TPZ Holding, LLC	Ownership.....	100.000	Berkshire Hathaway Inc.	....NO.....	
			33-0650711				Total Quality Assurance Inc.	..CA.....	..NIA.....	Brooks Sports, Inc.	Ownership.....	100.000	Berkshire Hathaway Inc.	....NO.....	
			84-1554981				Town & Country Title Services LLC	..CO.....	..NIA.....	CMH Capital, Inc.	Ownership.....	100.000	Berkshire Hathaway Inc.	....NO.....	
			75-2924848				Town East Ford II, LLC	..DE.....	..NIA.....	Berkshire Hathaway Automotive Inc.	Ownership.....	81.000	Berkshire Hathaway Inc.	....NO.....	
			20-5221836				Township Title Services, LLC	..GA.....	..NIA.....	HN Real Estate Group, N.C., Inc.	Ownership.....	50.000	Berkshire Hathaway Inc.	....NO.....	
			36-4301143				TPC European Holdings, Ltd.	..DE.....	..NIA.....	The Pampered Chef, Ltd.	Ownership.....	100.000	Berkshire Hathaway Inc.	....NO.....	
							TPC N.A.S.A., LLC	..DE.....	..NIA.....	TPC North America, Ltd.	Ownership.....	100.000	Berkshire Hathaway Inc.	....NO.....	
			30-0101576				TPC North America, Ltd.	..DE.....	..NIA.....	The Pampered Chef, Ltd.	Ownership.....	100.000	Berkshire Hathaway Inc.	....NO.....	
			88-2974657				TP-CH Cedar Grove, LLC	..GA.....	..NIA.....	TP-CH JV, LLC	Ownership.....	100.000	Berkshire Hathaway Inc.	....NO.....	
			83-4560477				TP-CH JV, LLC	..GA.....	..NIA.....	Clayton Properties Group, Inc.	Ownership.....	50.000	Berkshire Hathaway Inc.	....NO.....	
			45-3717428				TPZ Holding, LLC	..DE.....	..NIA.....	BHE Solar, LLC	Ownership.....	100.000	Berkshire Hathaway Inc.	....NO.....	
			36-4336123				Trackmobile LLC	..DE.....	..NIA.....	Marmon Transportation Services LLC	Ownership.....	100.000	Berkshire Hathaway Inc.	....NO.....	
							Trade Fixtures Europe GmbH	..DEU.....	..NIA.....	Marmon Holdings Corporation	Ownership.....	42.500	Berkshire Hathaway Inc.	....NO.....	
							Trade Fixtures Europe GmbH	..DEU.....	..NIA.....	Marmon Retail Store Equipment LLC	Ownership.....	57.500	Berkshire Hathaway Inc.	....NO.....	
							Trail Ltd.	..BMU.....	..NIA.....	transition holdings, LLC	Ownership.....	33.300	Berkshire Hathaway Inc.	....NO.....	
			61-0366810				Trailer Technologies Holdings, LLC	..KY.....	..NIA.....	R.C. Tway Company, LLC	Ownership.....	100.000	Berkshire Hathaway Inc.	....NO.....	
			84-2680821				Trajectory Acquisition Company LLC	..DE.....	..NIA.....	Bunkerhill Oil Marketing LLC	Ownership.....	100.000	Berkshire Hathaway Inc.	....NO.....	
							Transalist A.B.	..SWE.....	..NIA.....	Larson-Juhl Sweden A.B.	Ownership.....	100.000	Berkshire Hathaway Inc.	....NO.....	
			80-0795986				Transatlantic Holdings, Inc.	..DE.....	..NIA.....	Alleghany Corporation	Ownership.....	100.000	Berkshire Hathaway Inc.	....NO.....	
							Transatlantic Re (Argentina) S.A.	..ARG.....	..NIA.....	Transatlantic Holdings, Inc.	Ownership.....	95.000	Berkshire Hathaway Inc.	....NO.....	
							Transatlantic Re (Argentina) S.A.	..ARG.....	..NIA.....	Transatlantic Reinsurance Company	Ownership.....	5.000	Berkshire Hathaway Inc.	....NO.....	
0031	Berkshire Hathaway Group	19453	13-5616275				Transatlantic Reinsurance Company	..NY.....	..IA.....	Transatlantic Holdings, Inc.	Ownership.....	100.000	Berkshire Hathaway Inc.	....NO.....	
							TransCanyon Gates, LLC	..DE.....	..NIA.....	TransCanyon, LLC	Ownership.....	100.000	Berkshire Hathaway Inc.	....NO.....	
							TransCanyon Western Development, LLC	..DE.....	..NIA.....	TransCanyon, LLC	Ownership.....	100.000	Berkshire Hathaway Inc.	....NO.....	
			32-0448334				TransCanyon, LLC	..DE.....	..NIA.....	MTL Canyon Holdings, LLC	Ownership.....	50.000	Berkshire Hathaway Inc.	....NO.....	
			20-1107376				Transco Railcar Repair Inc.	..DE.....	..NIA.....	Transco Railway Products Inc.	Ownership.....	100.000	Berkshire Hathaway Inc.	....NO.....	
			34-1404442				Transco Railway Products Inc.	..DE.....	..NIA.....	Union Tank Car Company	Ownership.....	100.000	Berkshire Hathaway Inc.	....NO.....	
			74-2715856				Transco, Inc.	..NV.....	..NIA.....	McLane Company, Inc.	Ownership.....	100.000	Berkshire Hathaway Inc.	....NO.....	
							Transfercom Limited	..GBR.....	..IA.....	National Indemnity Company	Ownership.....	100.000	Berkshire Hathaway Inc.	....NO.....	
			32-0037069				Transition Holdings, LLC	..DE.....	..NIA.....	Marmon Holdings, Inc.	Ownership.....	100.000	Berkshire Hathaway Inc.	....NO.....	
			75-2925572				TRANSPORTATION TECHNOLOGY SERVICES, INC.	..TX.....	..NIA.....	BNSF Logistics, LLC	Ownership.....	100.000	Berkshire Hathaway Inc.	....NO.....	
							TransRe Europe S.A.	..LUX.....	..NIA.....	Transatlantic Reinsurance Company	Ownership.....	100.000	Berkshire Hathaway Inc.	....NO.....	

ANNUAL STATEMENT FOR THE YEAR 2023 OF THE General Re Life Corporation

**SCHEDULE Y**

**PART 1A - DETAIL OF INSURANCE HOLDING COMPANY SYSTEM**

1	2	3	4	5	6	7	8	9	10	11	12	13	14	15	16
Group Code	Group Name	NAIC Company Code	ID Number	Federal RSSD	CIK	Name of Securities Exchange if Publicly Traded (U.S. or International)	Names of Parent, Subsidiaries Or Affiliates	Domiciliary Location	Relationship to Reporting Entity	Directly Controlled by (Name of Entity/Person)	Type of Control (Ownership, Board, Management, Attorney-in-Fact, Influence, Other)	If Control is Ownership Provide Percentage	Ultimate Controlling Entity(ies)/Person(s)	Is an SCA Filing Required? (Yes/No)	*
							TransRe London Limited	.GBR	NIA	Transatlantic Reinsurance Company	Ownership	100.000	Berkshire Hathaway Inc.	NO	
							TransRe London Services Limited	.GBR	NIA	Transatlantic Reinsurance Company	Ownership	100.000	Berkshire Hathaway Inc.	NO	
							TransRe S.A.	.PAN	NIA	Transatlantic Reinsurance Company	Ownership	100.000	Berkshire Hathaway Inc.	NO	
			81-1939146				TransRe Underwriting Managers Agency Ltd.	.DE	NIA	Transatlantic Holdings, Inc.	Ownership	100.000	Berkshire Hathaway Inc.	NO	
							TRC Escritório de Representação no Brasil Ltda.	.BRA	NIA	Fair American Insurance and Reinsurance Company	Ownership	0.040	Berkshire Hathaway Inc.	NO	
							TRC Escritório de Representação no Brasil Ltda.	.BRA	NIA	Transatlantic Reinsurance Company	Ownership	99.960	Berkshire Hathaway Inc.	NO	
							TREIMCo Limited	.GBR	NIA	Transatlantic Holdings, Inc.	Ownership	100.000	Berkshire Hathaway Inc.	NO	
			38-3818109				Trenmor LLC	.DE	NIA	Anchorbuoy Ltd	Ownership	100.000	Berkshire Hathaway Inc.	NO	
			98-1640965				Trenmor PTY Limited	.AUS	NIA	Anchorbuoy Ltd	Ownership	100.000	Berkshire Hathaway Inc.	NO	
			98-1642441				Trenmor SAS ref France	.FRA	NIA	Anchorbuoy Ltd	Ownership	100.000	Berkshire Hathaway Inc.	NO	
			98-1642178				Trenmor Unlimited Company	.IRL	NIA	Anchorbuoy Ltd	Ownership	100.000	Berkshire Hathaway Inc.	NO	
			45-4139653				Trensor LLC	.CA	NIA	Perfection Hy-Test Company	Ownership	100.000	Berkshire Hathaway Inc.	NO	
			36-2281514				TRH Holding Corp.	.DE	NIA	Transition Holdings, LLC	Ownership	100.000	Berkshire Hathaway Inc.	NO	
			62-1717916				Triangle Suspension Systems, Inc.	.DE	NIA	Marmon Highway Technologies LLC	Ownership	100.000	Berkshire Hathaway Inc.	NO	
			62-1875180				Tricycle, Inc.	.TN	NIA	Shaw Industries Group, Inc.	Ownership	100.000	Berkshire Hathaway Inc.	NO	
			23-3045964				Trident Land Transfer Company (PHILA) LP	.DE	NIA	Fox & Roach/Trident Limited Partnership	Ownership	99.900	Berkshire Hathaway Inc.	NO	
			23-3045964				Trident Land Transfer Company (PHILA) LP	.DE	NIA	Trident Land Transfer Company (PHILA) LP	Ownership	0.100	Berkshire Hathaway Inc.	NO	
			46-3298087				Trident Land Transfer Company LP	.DE	NIA	Fox & Roach/Trident Limited Partnership	Ownership	99.900	Berkshire Hathaway Inc.	NO	
			46-3298087				Trident Land Transfer Company LP	.DE	NIA	TLTC LLC	Ownership	0.100	Berkshire Hathaway Inc.	NO	
			23-3004325				Trident Mortgage Company LP	.DE	NIA	Fox & Roach/Trident Limited Partnership	Ownership	99.900	Berkshire Hathaway Inc.	NO	
			23-3004325				Trident Mortgage Company LP	.DE	NIA	TRMC LLC	Ownership	0.100	Berkshire Hathaway Inc.	NO	
			20-8215787				Trilogy Communications, Inc.	.MS	NIA	Marmon Wire & Cable, Inc.	Ownership	100.000	Berkshire Hathaway Inc.	NO	
			83-2026496				Tri-Star DEF LLC	.DE	NIA	PFJE AssetCo Holdings LLC	Ownership	100.000	Berkshire Hathaway Inc.	NO	
							Triton Steel, LLC	.DE	NIA	WVSC Holdings, LLC	Ownership	100.000	Berkshire Hathaway Inc.	NO	
			23-3004320				TRMC LLC	.DE	NIA	Fox & Roach/Trident Limited Partnership	Ownership	100.000	Berkshire Hathaway Inc.	NO	
			38-3372254				TrueNorth Development, Inc.	.MI	NIA	MiTek Inc.	Ownership	100.000	Berkshire Hathaway Inc.	NO	
			20-1174343				TS City Leasing Inc.	.DE	NIA	Transco Railcar Repair Inc.	Ownership	100.000	Berkshire Hathaway Inc.	NO	
							TSE Brakes GmbH	.DEU	NIA	TSE Brakes, Inc.	Ownership	100.000	Berkshire Hathaway Inc.	NO	
			36-4642937				TSE Brakes, Inc.	.DE	NIA	Webb Wheel Products, Inc.	Ownership	100.000	Berkshire Hathaway Inc.	NO	
							TSE de Mexico, S.A. de C.V.	.MEX	NIA	TSE Brakes, Inc.	Ownership	0.400	Berkshire Hathaway Inc.	NO	
							TSE de Mexico, S.A. de C.V.	.MEX	NIA	Webb Wheel Products, Inc.	Ownership	99.600	Berkshire Hathaway Inc.	NO	
							TTI (Shanghai) Logistics Co. Ltd	.CHN	NIA	Shanghai TTI Electronics Co, LTD	Ownership	100.000	Berkshire Hathaway Inc.	NO	
							TTI Belgium	.BEL	NIA	TTI, Inc.	Ownership	100.000	Berkshire Hathaway Inc.	NO	
							TTI Brasil Comercio De Componentes Electronicos LTDA	.BRA	NIA	TTI, Inc.	Ownership	100.000	Berkshire Hathaway Inc.	NO	
			98-1227865				TTI Elektronik Ticaret Ltd. Sti	.TUR	NIA	TTI, Inc.	Ownership	100.000	Berkshire Hathaway Inc.	NO	
			98-1091676				TTI Electronics (Thailand) Ltd	.THA	NIA	TTI Electronics Asia PTE LTD	Ownership	100.000	Berkshire Hathaway Inc.	NO	
							TTI Electronics (Vietnam) Company Limited	.VNM	NIA	TTI, Inc.	Ownership	100.000	Berkshire Hathaway Inc.	NO	
			98-1068567				TTI Electronics Asia (India) Private Ltd	.IND	NIA	TTI Electronics Asia PTE LTD	Ownership	100.000	Berkshire Hathaway Inc.	NO	
			98-0538870				TTI Electronics Asia PTE LTD	.SGP	NIA	TTI, Inc.	Ownership	100.000	Berkshire Hathaway Inc.	NO	
			98-0404802				TTI Electronics Austria GmbH	.AUT	NIA	TTI, Inc.	Ownership	100.000	Berkshire Hathaway Inc.	NO	
			98-0605080				TTI Electronics Czech SRO	.CZE	NIA	TTI, Inc.	Ownership	100.000	Berkshire Hathaway Inc.	NO	
			98-0538872				TTI Electronics Denmark APS	.DNK	NIA	TTI, Inc.	Ownership	100.000	Berkshire Hathaway Inc.	NO	
							TTI Electronics Distribution SRL	.ROU	NIA	CJE II	Ownership	0.008	Berkshire Hathaway Inc.	NO	
							TTI Electronics Distribution SRL	.ROU	NIA	TTI, Inc.	Ownership	99.992	Berkshire Hathaway Inc.	NO	
			98-1229924				TTI Electronics Europe GmbH	.DEU	NIA	TTI, Inc.	Ownership	100.000	Berkshire Hathaway Inc.	NO	
			98-0571750				TTI Electronics Hungary KFT	.HUN	NIA	TTI, Inc.	Ownership	100.000	Berkshire Hathaway Inc.	NO	

53.83

ANNUAL STATEMENT FOR THE YEAR 2023 OF THE General Re Life Corporation

**SCHEDULE Y**  
**PART 1A - DETAIL OF INSURANCE HOLDING COMPANY SYSTEM**

1	2	3	4	5	6	7	8	9	10	11	12	13	14	15	16
Group Code	Group Name	NAIC Company Code	ID Number	Federal RSSD	CIK	Name of Securities Exchange if Publicly Traded (U.S. or International)	Names of Parent, Subsidiaries Or Affiliates	Domiciliary Location	Relationship to Reporting Entity	Directly Controlled by (Name of Entity/Person)	Type of Control (Ownership, Board, Management, Attorney-in-Fact, Influence, Other)	If Control is Ownership Provide Percentage	Ultimate Controlling Entity(ies)/Person(s)	Is an SCA Filing Required? (Yes/No)	*
			98-0620824				TTI Electronics LTD	.ISR	NIA	TTI, Inc.	Ownership	100.000	Berkshire Hathaway Inc.	NO	
			98-0697862				TTI Electronics Malaysia SDN BHD	.MYS	NIA	TTI Electronics Asia PTE LTD	Ownership	100.000	Berkshire Hathaway Inc.	NO	
							TTI Electronics Nepal Private Limited	.NPL	NIA	TTI Electronics Asia PTE LTD	Ownership	100.000	Berkshire Hathaway Inc.	NO	
			98-0538885				TTI Electronics Nordic AB	.SWE	NIA	TTI, Inc.	Ownership	100.000	Berkshire Hathaway Inc.	NO	
							TTI Electronics OU	.EST	NIA	TTI, Inc.	Ownership	100.000	Berkshire Hathaway Inc.	NO	
							TTI Electronics Philippines, Inc	.PHL	NIA	TTI Electronics Asia PTE LTD	Ownership	100.000	Berkshire Hathaway Inc.	NO	
							TTI Especialistas en Pasivos y Conectores, S.L	.ESP	NIA	TTI France SASU	Ownership	100.000	Berkshire Hathaway Inc.	NO	
			98-0470183				TTI Finland OY	.FIN	NIA	TTI, Inc.	Ownership	100.000	Berkshire Hathaway Inc.	NO	
			98-1043545				TTI France SASU	.FRA	NIA	TTI, Inc.	Ownership	100.000	Berkshire Hathaway Inc.	NO	
			98-0538877				TTI Hong Kong Limited	.HKG	NIA	TTI, Inc.	Ownership	100.000	Berkshire Hathaway Inc.	NO	
			98-0538879				TTI Italy SRL	.ITA	NIA	CJE II	Ownership	5.000	Berkshire Hathaway Inc.	NO	
			98-0538881				TTI Italy SRL	.ITA	NIA	TTI, Inc.	Ownership	95.000	Berkshire Hathaway Inc.	NO	
			98-0538881				TTI Italy SRL	.ITA	NIA	TTI, Inc.	Ownership	95.000	Berkshire Hathaway Inc.	NO	
			37-1847720				TTI JV 1, Inc	.DE	NIA	CJE II	Ownership	5.000	Berkshire Hathaway Inc.	NO	
			37-1847720				TTI JV 1, Inc	.DE	NIA	TTI, Inc.	Ownership	95.000	Berkshire Hathaway Inc.	NO	
			37-1877557				TTI JV 2, Inc	.DE	NIA	CJE II	Ownership	5.000	Berkshire Hathaway Inc.	NO	
			37-1877557				TTI JV 2, Inc	.DE	NIA	TTI, Inc.	Ownership	95.000	Berkshire Hathaway Inc.	NO	
			98-1220399				TTI Latin America s. de R.L. de C.V.	.MEX	NIA	CJE II	Ownership	1.000	Berkshire Hathaway Inc.	NO	
			98-1220399				TTI Latin America s. de R.L. de C.V.	.MEX	NIA	TTI, Inc.	Ownership	99.000	Berkshire Hathaway Inc.	NO	
			98-0605077				TTI Poland SP ZOO	.POL	NIA	TTI, Inc.	Ownership	100.000	Berkshire Hathaway Inc.	NO	
			20-8234316				TTI, Inc.	.DE	NIA	Berkshire Hathaway Inc.	Ownership	100.000	Berkshire Hathaway Inc.	NO	
			23-1554199				TTX Company	.DE	NIA	BNSF Railway Company	Ownership	17.300	Berkshire Hathaway Inc.	NO	
			95-4062015				Tucker Safety Products, Inc.	.CO	NIA	Marmon Engineered Components Company	Ownership	100.000	Berkshire Hathaway Inc.	NO	
							Tuf-Lok Fasteners Pvt Limited	.IND	NIA	Nylok LLC	Ownership	24.000	Berkshire Hathaway Inc.	NO	
							Tullahoma Village Community Partners MTE, LLC	.DE	NIA	KCIC LIHTC 10 LLC	Ownership	100.000	Berkshire Hathaway Inc.	NO	
			93-3996295				Tungaloy Benelux B.V.	.NLD	NIA	IMC Benelux B.V.	Ownership	100.000	Berkshire Hathaway Inc.	NO	
							Tungaloy Corporation	.JPN	NIA	IMC International Metalworking Companies Inc.	Ownership	100.000	Berkshire Hathaway Inc.	NO	
							Tungaloy Cutting Tool (Shanghai) Co. Ltd.	.CHN	NIA	Tungaloy Corporation	Ownership	100.000	Berkshire Hathaway Inc.	NO	
							Tungaloy Cutting Tools Taiwan Co., Ltd	.TWN	NIA	IMC International Metalworking Companies Inc.	Ownership	51.000	Berkshire Hathaway Inc.	NO	
							Tungaloy Czech SRO	.CZE	NIA	IMC International Metalworking Companies Inc.	Ownership	90.000	Berkshire Hathaway Inc.	NO	
							Tungaloy Czech SRO	.CZE	NIA	Tungaloy Corporation	Ownership	10.000	Berkshire Hathaway Inc.	NO	
							Tungaloy France s.a.s	.FRA	NIA	IMC International Metalworking Companies Inc.	Ownership	100.000	Berkshire Hathaway Inc.	NO	
							Tungaloy Friction Material Vietnam Ltd.	.VNM	NIA	Tungaloy Corporation	Ownership	51.000	Berkshire Hathaway Inc.	NO	
							Tungaloy FZE	.ARE	NIA	Tungaloy Gulf Holdings Ltd.	Ownership	100.000	Berkshire Hathaway Inc.	NO	
							Tungaloy Gulf Holdings Ltd.	.ARE	NIA	IMC International Metalworking Companies Inc.	Ownership	67.000	Berkshire Hathaway Inc.	NO	
							Tungaloy Hungary Kft	.HUN	NIA	IMC International Metalworking Companies Inc.	Ownership	100.000	Berkshire Hathaway Inc.	NO	
							Tungaloy Iberica, S.L.	.ESP	NIA	IMC International Metalworking Companies Inc.	Ownership	51.000	Berkshire Hathaway Inc.	NO	
							Tungaloy India Private Limited	.IND	NIA	IMC International Metalworking Companies Inc.	Ownership	66.980	Berkshire Hathaway Inc.	NO	
							Tungaloy India Private Limited	.IND	NIA	Isicar Ltd.	Ownership	0.020	Berkshire Hathaway Inc.	NO	
							Tungaloy Italia S.r.l.	.ITA	NIA	IMC International Metalworking Companies Inc.	Ownership	51.000	Berkshire Hathaway Inc.	NO	



ANNUAL STATEMENT FOR THE YEAR 2023 OF THE General Re Life Corporation

**SCHEDULE Y**

**PART 1A - DETAIL OF INSURANCE HOLDING COMPANY SYSTEM**

1	2	3	4	5	6	7	8	9	10	11	12	13	14	15	16
Group Code	Group Name	NAIC Company Code	ID Number	Federal RSSD	CIK	Name of Securities Exchange if Publicly Traded (U.S. or International)	Names of Parent, Subsidiaries Or Affiliates	Domi-ciliary Location	Relation-ship to Reporting Entity	Directly Controlled by (Name of Entity/Person)	Type of Control (Ownership, Board, Management, Attorney-in-Fact, Influence, Other)	If Control is Ownership Provide Percentage	Ultimate Controlling Entity(ies)/Person(s)	Is an SCA Filing Re-quired? (Yes/No)	*
							Tungaloy Kesici Takimlar Sanayi Ve Ticaret A.S	.TUR	NIA	IMC International Metalworking Companies Inc.	Ownership	100.000	Berkshire Hathaway Inc.	NO	
							Tungaloy Korea Ltd.	.KOR	NIA	IMC International Metalworking Companies Inc.	Ownership	100.000	Berkshire Hathaway Inc.	NO	
							Tungaloy Malaysia SDN BHD	.MYS	NIA	Taegutec Tooling Systems Malaysia Sdn. Bhd.	Ownership	30.000	Berkshire Hathaway Inc.	NO	
							Tungaloy Malaysia SDN BHD	.MYS	NIA	Tungaloy Corporation	Ownership	40.000	Berkshire Hathaway Inc.	NO	
							Tungaloy Polska SP. z o.o.	.POL	NIA	IMC International Metalworking Companies Inc.	Ownership	100.000	Berkshire Hathaway Inc.	NO	
							Tungaloy Rezni Alati d.o.o	.HRV	NIA	IMC International Metalworking Companies Inc.	Ownership	100.000	Berkshire Hathaway Inc.	NO	
							Tungaloy Rus LLC	.RUS	NIA	IMC International Metalworking Companies Inc.	Ownership	82.500	Berkshire Hathaway Inc.	NO	
							Tungaloy Scandinavia AB	.SWE	NIA	IMC International Metalworking Companies Inc.	Ownership	100.000	Berkshire Hathaway Inc.	NO	
							Tungaloy Taiwan Corporation	.TWN	NIA	Tungaloy Corporation	Ownership	49.000	Berkshire Hathaway Inc.	NO	
			36-3511418				Tungaloy-NTK America Inc.	.IL	NIA	Tungaloy Corporation	Ownership	100.000	Berkshire Hathaway Inc.	NO	
							Tungaloy-NTK Cutting Tool (Thailand) Co., Ltd.	.THA	NIA	IMC International Metalworking Companies Inc.	Ownership	0.001	Berkshire Hathaway Inc.	NO	
							Tungaloy-NTK Cutting Tool (Thailand) Co., Ltd.	.THA	NIA	Tungaloy Corporation	Ownership	100.000	Berkshire Hathaway Inc.	NO	
							Tungaloy-NTK De Mexico S.A.	.MEX	NIA	Tungaloy Corporation	Ownership	2.000	Berkshire Hathaway Inc.	NO	
							Tungaloy-NTK De Mexico S.A.	.MEX	NIA	Tungaloy-NTK America Inc.	Ownership	98.000	Berkshire Hathaway Inc.	NO	
							Tungaloy-NTK do Brasil Comercio DE Ferramentas DE Corte Ltda	.BRA	NIA	IMC International Metalworking Companies Inc.	Ownership	99.996	Berkshire Hathaway Inc.	NO	
							Tungaloy-NTK do Brasil Comercio DE Ferramentas DE Corte Ltda	.BRA	NIA	Iskar Ltd.	Ownership	0.004	Berkshire Hathaway Inc.	NO	
							Tungaloy-NTK Germany GmbH	.DEU	NIA	Tungaloy Corporation	Ownership	100.000	Berkshire Hathaway Inc.	NO	
							Tungaloy-NTK UK Limited	.GBR	NIA	IMC International Metalworking Companies Inc.	Ownership	100.000	Berkshire Hathaway Inc.	NO	
			82-2875902				Twain HTC Fund XII, LLC	.IL	NIA	AHP Housing Fund 138, LLC	Ownership	1.000	Berkshire Hathaway Inc.	NO	
			35-2440995				Twin Oaks at Stone Ridge, L.P.	.MO	NIA	AHP Housing Fund 56, LLC	Ownership	98.990	Berkshire Hathaway Inc.	NO	
							Twing-M ALC	.BLR	NIA	IMC International Metalworking Companies Inc.	Ownership	51.000	Berkshire Hathaway Inc.	NO	
			84-2589953				TX Heritage Huntsville 2019, LTD	.TX	NIA	AHP Housing Fund 202, LLC	Ownership	99.990	Berkshire Hathaway Inc.	NO	
			47-1221512				TX Jumbo Road Wind, LLC	.DE	NIA	Jumbo Road Holdings, LLC	Ownership	100.000	Berkshire Hathaway Inc.	NO	
			46-3635875				TX Kennedy Apartments, LTD	.TX	NIA	AHP Housing Fund 61, LLC	Ownership	99.990	Berkshire Hathaway Inc.	NO	
			26-0076229				TX Referral Alliance, Inc.	.TX	NIA	PHM Holdings, LLC	Ownership	100.000	Berkshire Hathaway Inc.	NO	
			45-3751317				TXFM INC	.TX	NIA	Nebraska Furniture Mart, Inc.	Ownership	100.000	Berkshire Hathaway Inc.	NO	
			86-0871569				TXVT LLC	.DE	NIA	Berkshire Hathaway Automotive Inc.	Ownership	81.000	Berkshire Hathaway Inc.	NO	
			86-0871569				TXVT LLC	.DE	NIA	BHA Minority Interest Holdco, Inc.	Ownership	5.000	Berkshire Hathaway Inc.	NO	
							U.O.P. S.P.A.	.ITA	NIA	IMC International Metalworking Companies Inc.	Ownership	70.000	Berkshire Hathaway Inc.	NO	
			95-4834036				U.S. Investment Corporation	.PA	NIA	Berkshire Hathaway Inc.	Ownership	100.000	Berkshire Hathaway Inc.	NO	
0031	Berkshire Hathaway Group	35416	23-2049904				U.S. Underwriters Insurance Company	.ND	IA	Mount Vernon Fire Insurance Company	Ownership	100.000	Berkshire Hathaway Inc.	NO	
							UCFS Australia Pty. Ltd.	.AUS	NIA	Scott Fetzer Financial Group, Inc.	Ownership	100.000	Berkshire Hathaway Inc.	NO	
			46-1750625				UCFS Europe Company	.DE	NIA	Scott Fetzer Financial Group, Inc.	Ownership	100.000	Berkshire Hathaway Inc.	NO	
			46-1750625				UCFS International Holding Company	.DE	NIA	Scott Fetzer Financial Group, Inc.	Ownership	100.000	Berkshire Hathaway Inc.	NO	
							UCFS Italia SpA	.ITA	NIA	Scott Fetzer Financial Group, Inc.	Ownership	100.000	Berkshire Hathaway Inc.	NO	
			45-5411572				UH Senior Partnership II, L.P.	.GA	NIA	AHP Housing Fund 55, LLC	Ownership	98.980	Berkshire Hathaway Inc.	NO	
			45-5411572				UH Senior Partnership II, L.P.	.GA	NIA	AHP State Housing Fund 3, LLC	Ownership	1.000	Berkshire Hathaway Inc.	NO	

53.85

ANNUAL STATEMENT FOR THE YEAR 2023 OF THE General Re Life Corporation

**SCHEDULE Y**

**PART 1A - DETAIL OF INSURANCE HOLDING COMPANY SYSTEM**

1	2	3	4	5	6	7	8	9	10	11	12	13	14	15	16
Group Code	Group Name	NAIC Company Code	ID Number	Federal RSSD	CIK	Name of Securities Exchange if Publicly Traded (U.S. or International)	Names of Parent, Subsidiaries Or Affiliates	Domiciliary Location	Relationship to Reporting Entity	Directly Controlled by (Name of Entity/Person)	Type of Control (Ownership, Board, Management, Attorney-in-Fact, Influence, Other)	If Control is Ownership Provide Percentage	Ultimate Controlling Entity(ies)/Person(s)	Is an SCA Filing Required? (Yes/No)	*
			52-2166647				Unarco Industries LLC	DE	NIA	Thorco Industries LLC	Ownership	100.000	Berkshire Hathaway Inc.	NO	
			20-1292398				Unified Supply Chain, Inc.	MN	NIA	International Dairy Queen, Inc.	Ownership	100.000	Berkshire Hathaway Inc.	NO	
			76-0422418				Uni-Form Components Co.	DE	NIA	Union Tank Car Company	Ownership	100.000	Berkshire Hathaway Inc.	NO	
			45-4167307				Union City Homes, LP	MO	NIA	AHP Housing Fund 45, LLC	Ownership	99.990	Berkshire Hathaway Inc.	NO	
			61-0909765				Union Sales LLC	DE	NIA	Union Underwear Company, Inc.	Ownership	100.000	Berkshire Hathaway Inc.	NO	
			36-3104688				Union Tank Car Company	DE	NIA	Marmon Rail Group, Inc.	Ownership	100.000	Berkshire Hathaway Inc.	NO	
			61-1411269				Union Underwear Company, Inc.	DE	NIA	Fruit of the Loom, Inc.	Ownership	100.000	Berkshire Hathaway Inc.	NO	
							Uniqfill Air B.V.	NLD	NIA	Uniqfill International B.V.	Ownership	100.000	Berkshire Hathaway Inc.	NO	
							Uniqfill International B.V.	NLD	NIA	CTB Legacy Holding B.V.	Ownership	100.000	Berkshire Hathaway Inc.	NO	
			36-3076808				United Consumer Financial Services Company	DE	NIA	Scott Fetzer Financial Group, Inc.	Ownership	100.000	Berkshire Hathaway Inc.	NO	
							United Crane Hire Pty Ltd.	AUS	NIA	Sterling Crane (Australia) Pty Ltd	Ownership	100.000	Berkshire Hathaway Inc.	NO	
			34-1969425				United Direct Finance Inc.	DE	NIA	Scott Fetzer Financial Group, Inc.	Ownership	100.000	Berkshire Hathaway Inc.	NO	
			75-0924613				United Fuel and Energy LLC	TX	NIA	Southern Counties Oil Company LP	Ownership	100.000	Berkshire Hathaway Inc.	NO	
			13-5458900				United States Aviation Underwriters, Inc.	NY	NIA	General Re Corporation	Ownership	100.000	Berkshire Hathaway Inc.	NO	
0031	Berkshire Hathaway Group	25895	23-1383313				United States Liability Insurance Company	NE	IA	U.S. Investment Corporation	Ownership	100.000	Berkshire Hathaway Inc.	NO	
			91-2031156				University Swaging Corporation LLC	DE	NIA	Metalac Fasteners, Inc.	Ownership	100.000	Berkshire Hathaway Inc.	NO	
			61-1762611				Ursa Community Solar, LLC	DE	NIA	Geronimo Community Solar Gardens, LLC	Ownership	100.000	Berkshire Hathaway Inc.	NO	
			37-1784927				Ursa CSG1, LLC	DE	NIA	Geronimo Community Solar Gardens, LLC	Ownership	100.000	Berkshire Hathaway Inc.	NO	
			37-1784883				Ursa CSG2, LLC	DE	NIA	Geronimo Community Solar Gardens, LLC	Ownership	100.000	Berkshire Hathaway Inc.	NO	
			36-4811079				Ursa CSG3, LLC	DE	NIA	Geronimo Community Solar Gardens, LLC	Ownership	100.000	Berkshire Hathaway Inc.	NO	
			35-2534420				Ursa CSG4, LLC	DE	NIA	Geronimo Community Solar Gardens, LLC	Ownership	100.000	Berkshire Hathaway Inc.	NO	
			61-1763220				Ursa CSG5, LLC	DE	NIA	Geronimo Community Solar Gardens, LLC	Ownership	100.000	Berkshire Hathaway Inc.	NO	
			36-4814273				US Floors International, LLC	GA	NIA	Shaw Industries Group, Inc.	Ownership	100.000	Berkshire Hathaway Inc.	NO	
			06-1093099				UTC Railcar Repair Services LLC	DE	NIA	NATX Repair Services LLC	Ownership	100.000	Berkshire Hathaway Inc.	NO	
			20-1731226				UTLX Manufacturing LLC	DE	NIA	Union Tank Car Company	Ownership	100.000	Berkshire Hathaway Inc.	NO	
							UTLX Soporte Empresarial, S.A. De C.V.	MEX	NIA	Marmon Transportation Services LLC	Ownership	0.002	Berkshire Hathaway Inc.	NO	
							UTLX Soporte Empresarial, S.A. De C.V.	MEX	NIA	Union Tank Car Company	Ownership	99.998	Berkshire Hathaway Inc.	NO	
			86-0850810				V.T. Motors, LLC	DE	NIA	Berkshire Hathaway Automotive Inc.	Ownership	78.000	Berkshire Hathaway Inc.	NO	
			86-0850810				V.T. Motors, LLC	DE	NIA	BHA Minority Interest Holdco, Inc.	Ownership	3.000	Berkshire Hathaway Inc.	NO	
			23-2713768				V3 Insurance Agency Inc.	PA	NIA	National Indemnity Company	Ownership	100.000	Berkshire Hathaway Inc.	NO	
			82-2943407				Valle de Atrisco LLLP	NM	NIA	AHP Housing Fund 182, LLC	Ownership	99.990	Berkshire Hathaway Inc.	NO	
			44-0617358				Van Chevrolet-Cadillac, LLC	DE	NIA	Berkshire Hathaway Automotive Inc.	Ownership	96.000	Berkshire Hathaway Inc.	NO	
			48-0591795				Van Enterprises, Inc.	MO	NIA	VT Insurance Acquisition Sub Inc.	Ownership	100.000	Berkshire Hathaway Inc.	NO	
			20-4536566				Van Hyundai II, LLC	DE	NIA	Berkshire Hathaway Automotive Inc.	Ownership	91.000	Berkshire Hathaway Inc.	NO	
			62-1856637				Vanderbilt ABS Corp.	DE	NIA	CMH Services, Inc.	Ownership	100.000	Berkshire Hathaway Inc.	NO	
			62-0997810				Vanderbilt Mortgage and Finance, Inc.	TN	NIA	CMH Services, Inc.	Ownership	100.000	Berkshire Hathaway Inc.	NO	
							Vanderbilt Property and Casualty Insurance Co., LTD	VGB	NIA	CMH Capital, Inc.	Ownership	100.000	Berkshire Hathaway Inc.	NO	
			98-0124408				Vandergriff Automotive II LLC	DE	NIA	Berkshire Hathaway Automotive Inc.	Ownership	81.000	Berkshire Hathaway Inc.	NO	
			75-3024222				Vandergriff Chevrolet II, LLC	DE	NIA	Berkshire Hathaway Automotive Inc.	Ownership	81.000	Berkshire Hathaway Inc.	NO	
			75-2827256				Vandergriff Chevrolet II, LLC	DE	NIA	BHA Minority Interest Holdco, Inc.	Ownership	5.000	Berkshire Hathaway Inc.	NO	
			75-2827256				Vandergriff Chevrolet II, LLC	DE	NIA	Berkshire Hathaway Automotive Inc.	Ownership	81.000	Berkshire Hathaway Inc.	NO	
			20-3854307				Vandergriff Hyundai II, LLC	DE	NIA	BHA Minority Interest Holdco, Inc.	Ownership	5.000	Berkshire Hathaway Inc.	NO	
			20-3854307				Vandergriff Hyundai II, LLC	DE	NIA	Magnolia Ventures LLC	Ownership	99.000	Berkshire Hathaway Inc.	NO	
			56-2222613				Vanity Fair Brands, LP	DE	NIA	Union Underwear Company, Inc.	Ownership	1.000	Berkshire Hathaway Inc.	NO	
			56-2222613				Vanity Fair Brands, LP	DE	NIA	Vanity Fair Brands, LP	Ownership	100.000	Berkshire Hathaway Inc.	NO	
			51-0348608				Vanity Fair Inc.	DE	NIA	Van Enterprises, Inc.	Ownership	100.000	Berkshire Hathaway Inc.	NO	
			47-2207326				Vantage Reinsurance, LLC	NV	IA	Geronimo Community Solar Gardens Holding Company, LLC	Ownership	100.000	Berkshire Hathaway Inc.	NO	
			37-1791123				Vega Community Solar Gardens, LLC	MN	NIA		Ownership	100.000	Berkshire Hathaway Inc.	NO	

53.86

ANNUAL STATEMENT FOR THE YEAR 2023 OF THE General Re Life Corporation

**SCHEDULE Y**

**PART 1A - DETAIL OF INSURANCE HOLDING COMPANY SYSTEM**

1	2	3	4	5	6	7	8	9	10	11	12	13	14	15	16
Group Code	Group Name	NAIC Company Code	ID Number	Federal RSSD	CIK	Name of Securities Exchange if Publicly Traded (U.S. or International)	Names of Parent, Subsidiaries Or Affiliates	Domi-ciliary Location	Relation-ship to Reporting Entity	Directly Controlled by (Name of Entity/Person)	Type of Control (Ownership, Board, Management, Attorney-in-Fact, Influence, Other)	If Control is Ownership Provide Percentage	Ultimate Controlling Entity(ies)/Person(s)	Is an SCA Filing Re-quired? (Yes/No)	*
			47-5184072				Vega CSG1, LLC	..MN.....	..NIA.....	Vega Community Solar Gardens, LLC	Ownership.....	100.000	Berkshire Hathaway Inc.	..NO.....	
			47-5196290				Vega CSG2, LLC	..MN.....	..NIA.....	Vega Community Solar Gardens, LLC	Ownership.....	100.000	Berkshire Hathaway Inc.	..NO.....	
			47-5203160				Vega CSG3, LLC	..MN.....	..NIA.....	Vega Community Solar Gardens, LLC	Ownership.....	100.000	Berkshire Hathaway Inc.	..NO.....	
			47-5221938				Vega CSG4, LLC	..MN.....	..NIA.....	Vega Community Solar Gardens, LLC	Ownership.....	100.000	Berkshire Hathaway Inc.	..NO.....	
			47-5233828				Vega CSG5, LLC	..MN.....	..NIA.....	Vega Community Solar Gardens, LLC	Ownership.....	100.000	Berkshire Hathaway Inc.	..NO.....	
							Vehicle Lease and Service Limited	..GBR.....	..NIA.....	Northern Electric plc.	Ownership.....	50.000	Berkshire Hathaway Inc.	..NO.....	
							Verdisto Logistics, LLC	..NM.....	..NIA.....	McLane Company, Inc.	Ownership.....	100.000	Berkshire Hathaway Inc.	..NO.....	
			47-4445441				Verona Estates, LP	..MS.....	..NIA.....	AHP Housing Fund 116, LLC	Ownership.....	99.990	Berkshire Hathaway Inc.	..NO.....	
			04-3727863				Vertis Insurance Group, Inc.	..FL.....	..NIA.....	Priority One Financial Services, Inc.	Ownership.....	100.000	Berkshire Hathaway Inc.	..NO.....	
			26-0557408				Vesta Intermediate Funding, Inc.	..DE.....	..NIA.....	Lubrizol Life Science, Inc.	Ownership.....	100.000	Berkshire Hathaway Inc.	..NO.....	
							VF-Diltex, S. de R.L. de C.V.	..MEX.....	..NIA.....	VFI-Mexico, Inc.	Ownership.....	51.000	Berkshire Hathaway Inc.	..NO.....	
							VFI de Honduras, S.A.	..HND.....	..NIA.....	Vanity Fair Brands, LP	Ownership.....	100.000	Berkshire Hathaway Inc.	..NO.....	
			20-1195996				VFI-Mexico, Inc.	..DE.....	..NIA.....	Vanity Fair Brands, LP	Ownership.....	100.000	Berkshire Hathaway Inc.	..NO.....	
			46-4755034				Vgas 1 Dcatur LLC	..NV.....	..NIA.....	AHP Housing Fund 85, LLC	Ownership.....	99.990	Berkshire Hathaway Inc.	..NO.....	
			47-5351565				Village at Avalon Apartments LLLP	..NM.....	..NIA.....	AHP Housing Fund 120, LLC	Ownership.....	99.990	Berkshire Hathaway Inc.	..NO.....	
							Visayas Geothermal Power Company	..PHL.....	..NIA.....	Magma Netherlands B.V.	Ownership.....	99.000	Berkshire Hathaway Inc.	..NO.....	
							Visayas Geothermal Power Company	..PHL.....	..NIA.....	Tongonan Power Investment, Inc.	Ownership.....	1.000	Berkshire Hathaway Inc.	..NO.....	
			75-2850046				Visilinx, Inc.	..DE.....	..NIA.....	McLane Company, Inc.	Ownership.....	100.000	Berkshire Hathaway Inc.	..NO.....	
			05-0604842				Vision Retailing Inc.	..NH.....	..NIA.....	BH Shoe Holdings, Inc.	Ownership.....	100.000	Berkshire Hathaway Inc.	..NO.....	
							VLS Limited	..GBR.....	..NIA.....	Vehicle Lease and Service Limited	Ownership.....	100.000	Berkshire Hathaway Inc.	..NO.....	
			20-5651029				VODVT Motors LLC	..DE.....	..NIA.....	Berkshire Hathaway Automotive Inc.	Ownership.....	71.000	Berkshire Hathaway Inc.	..NO.....	
			84-2565352				Volantes, LLC	..DE.....	..NIA.....	Sequoia Aviation Corporation	Ownership.....	100.000	Berkshire Hathaway Inc.	..NO.....	
							Volito Group B.V.	..NLD.....	..NIA.....	Chore-Time Europe B.V.	Ownership.....	100.000	Berkshire Hathaway Inc.	..NO.....	
			45-5146534				VOP Motors, LLC	..DE.....	..NIA.....	Berkshire Hathaway Automotive Inc.	Ownership.....	93.000	Berkshire Hathaway Inc.	..NO.....	
			45-5146534				VOP Motors, LLC	..DE.....	..NIA.....	BHA Minority Interest Holdco, Inc.	Ownership.....	3.000	Berkshire Hathaway Inc.	..NO.....	
			47-2138469				VT Insurance Acquisition Sub Inc.	..DE.....	..NIA.....	National Indemnity Company	Ownership.....	100.000	Berkshire Hathaway Inc.	..NO.....	
			95-2636765				Vulcan Power Company	..NV.....	..NIA.....	Magma Power Company	Ownership.....	100.000	Berkshire Hathaway Inc.	..NO.....	
			95-3992087				Vulcan/BN Geothermal Power Company	..NV.....	..NIA.....	Magma Power Company	Ownership.....	100.000	Berkshire Hathaway Inc.	..NO.....	
			82-1608695				W&W Engineering Private, Ltd. India	..IND.....	..NIA.....	W&W Steel Company	Ownership.....	1.000	Berkshire Hathaway Inc.	..NO.....	
			82-1608695				W&W Engineering Private, Ltd. India	..IND.....	..NIA.....	WWEPL Holdings Corp.	Ownership.....	99.000	Berkshire Hathaway Inc.	..NO.....	
			73-0550968				W&W Steel Company	..OK.....	..NIA.....	WWEPL Holdings Corp.	Ownership.....	100.000	Berkshire Hathaway Inc.	..NO.....	
			27-0915339				W&W Steel Erectors, LLC	..DE.....	..NIA.....	WWSO Holdings, LLC	Ownership.....	100.000	Berkshire Hathaway Inc.	..NO.....	
			35-2530653				W&W-AFCO Steel LLC	..DE.....	..NIA.....	WWSO Holdings, LLC	Ownership.....	100.000	Berkshire Hathaway Inc.	..NO.....	
			26-3310436				Wahoo Title, LLC	..NE.....	..NIA.....	Capitol Title Company	Ownership.....	51.000	Berkshire Hathaway Inc.	..NO.....	
			20-4458668				Wailuku Holding Company, LLC	..DE.....	..NIA.....	Wailuku Investment, LLC	Ownership.....	100.000	Berkshire Hathaway Inc.	..NO.....	
			45-4891379				Wailuku Investment, LLC	..SD.....	..NIA.....	BHE Hydro, LLC	Ownership.....	100.000	Berkshire Hathaway Inc.	..NO.....	
							Wailuku River Hydroelectric Limited Partnership	..HI.....	..NIA.....	S.W. Hydro, Inc.	Ownership.....	2.000	Berkshire Hathaway Inc.	..NO.....	
			52-1754375				Wailuku River Hydroelectric Limited Partnership	..HI.....	..NIA.....	Wailuku River Hydroelectric Power Company, Inc.	Ownership.....	98.000	Berkshire Hathaway Inc.	..NO.....	
							Wailuku River Hydroelectric Power Company, Inc.	..HI.....	..NIA.....	Wailuku Holding Company, LLC	Ownership.....	100.000	Berkshire Hathaway Inc.	..NO.....	
			52-1678231				Walden s Machine, LLC	..OK.....	..NIA.....	Primus International LLC	Ownership.....	100.000	Berkshire Hathaway Inc.	..NO.....	
			73-1108292				Walnut Ridge Wind, LLC	..DE.....	..NIA.....	BHE Wind, LLC	Ownership.....	100.000	Berkshire Hathaway Inc.	..NO.....	
			56-2580746							Warwick International Intermediate Holdings Limited	Ownership.....	100.000	Berkshire Hathaway Inc.	..NO.....	
			98-1228769				Warwick International Group Limited	..GBR.....	..NIA.....	Limited	Ownership.....	100.000	Berkshire Hathaway Inc.	..NO.....	
							Warwick International Intermediate Holdings Limited	..GBR.....	..NIA.....	Lubrizol Advanced Materials Europe BV	Ownership.....	100.000	Berkshire Hathaway Inc.	..NO.....	
			98-1228773				Warwick International Intermediate Holdings Limited	..GBR.....	..NIA.....	Lubrizol Advanced Materials Europe BV	Ownership.....	100.000	Berkshire Hathaway Inc.	..NO.....	

ANNUAL STATEMENT FOR THE YEAR 2023 OF THE General Re Life Corporation

**SCHEDULE Y**  
**PART 1A - DETAIL OF INSURANCE HOLDING COMPANY SYSTEM**

1	2	3	4	5	6	7	8	9	10	11	12	13	14	15	16
Group Code	Group Name	NAIC Company Code	ID Number	Federal RSSD	CIK	Name of Securities Exchange if Publicly Traded (U.S. or International)	Names of Parent, Subsidiaries Or Affiliates	Domiciliary Location	Relationship to Reporting Entity	Directly Controlled by (Name of Entity/Person)	Type of Control (Ownership, Board, Management, Attorney-in-Fact, Influence, Other)	If Control is Ownership Provide Percentage	Ultimate Controlling Entity(ies)/Person(s)	Is an SCA Filing Required? (Yes/No)	*
			59-3227694				Watermark Realty Referral, Inc.	..FL.....	..NIA.....	HomeServices of Florida, Inc.	Ownership.....	100.000	Berkshire Hathaway Inc.	....NO.....	
			65-0619884				Watermark Realty, Inc.	..DE.....	..NIA.....	HomeServices of Florida, Inc.	Ownership.....	100.000	Berkshire Hathaway Inc.	....NO.....	
			27-0736307				Watershed Geosynthetics, LLC	..GA.....	..NIA.....	Shaw Watershed Holdings, LLC	Ownership.....	70.000	Berkshire Hathaway Inc.	....NO.....	
			81-0976250				Waterstone Tax Credit Fund I LLC	..OH.....	..NIA.....	AHP Housing Fund 124, LLC	Ownership.....	99.990	Berkshire Hathaway Inc.	....NO.....	
			47-0691267				Wayne / Scott Fetzer Company	..DE.....	..NIA.....	BHSF, Inc.	Ownership.....	100.000	Berkshire Hathaway Inc.	....NO.....	
			92-3514008				Wayne Combustion Systems, Inc.	..DE.....	..NIA.....	BHSF, Inc.	Ownership.....	100.000	Berkshire Hathaway Inc.	....NO.....	
			45-5369890				WC-GMC, Limited Partnership	..OK.....	..NIA.....	AHP Housing Fund 11, LLC	Ownership.....	99.990	Berkshire Hathaway Inc.	....NO.....	
			26-4473545				Weathervane Referral Network, Inc.	..NY.....	..NIA.....	HomeServices of New York, LLC	Ownership.....	100.000	Berkshire Hathaway Inc.	....NO.....	
			36-3739982				Webb Wheel Products, Inc.	..DE.....	..NIA.....	Marmon Highway Technologies LLC	Ownership.....	80.000	Berkshire Hathaway Inc.	....NO.....	
			36-3739982				Webb Wheel Products, Inc.	..DE.....	..NIA.....	Worldwide Containers, Inc.	Ownership.....	20.000	Berkshire Hathaway Inc.	....NO.....	
			20-2934197				Wellfleet Benefits, LLC	..MA.....	..NIA.....	The Medical Protective Company	Ownership.....	100.000	Berkshire Hathaway Inc.	....NO.....	
			04-3187843				Wellfleet Group, LLC	..MA.....	..NIA.....	The Medical Protective Company	Ownership.....	100.000	Berkshire Hathaway Inc.	....NO.....	
.0031	Berkshire Hathaway Group	32280	95-4077789				Wellfleet Insurance Company	..IN.....	..IA.....	MedPro Group Inc	Ownership.....	100.000	Berkshire Hathaway Inc.	....NO.....	
.0031	Berkshire Hathaway Group	20931	13-2668999				Wellfleet New York Insurance Company	..NY.....	..IA.....	MedPro Group Inc	Ownership.....	100.000	Berkshire Hathaway Inc.	....NO.....	
			36-3454715				Wells Lamont Industry Group LLC	..DE.....	..NIA.....	Marmon Engineered Components Company	Ownership.....	100.000	Berkshire Hathaway Inc.	....NO.....	
			36-4264748				Wells Lamont LLC	..DE.....	..NIA.....	Marmon Retail Products, Inc.	Ownership.....	100.000	Berkshire Hathaway Inc.	....NO.....	
							Wertsam Technology, S.L.	..ESP.....	..NIA.....	IMC International Metalworking Companies Inc.	Ownership.....	50.000	Berkshire Hathaway Inc.	....NO.....	
							West PowerGrid Limited	..GBR.....	..NIA.....	Northern Electric plc.	Ownership.....	100.000	Berkshire Hathaway Inc.	....NO.....	
			82-0613859				Westchester Village East Limited Dividend Housing Association LP	..MI.....	..NIA.....	AHP Housing Fund 176, LLC	Ownership.....	99.990	Berkshire Hathaway Inc.	....NO.....	
			81-5476902				Westchester Village North Limited Dividend Housing Association LP	..MI.....	..NIA.....	AHP Housing Fund 177, LLC	Ownership.....	99.990	Berkshire Hathaway Inc.	....NO.....	
			47-0691262				Western / Scott Fetzer Company	..DE.....	..NIA.....	BHSF, Inc.	Ownership.....	100.000	Berkshire Hathaway Inc.	....NO.....	
							Western Aerospace Limited	..AUS.....	..NIA.....	Wyman-Gordon Company	Ownership.....	100.000	Berkshire Hathaway Inc.	....NO.....	
			98-0139711				Western Australian Specialty Alloys Pty. Ltd.	..AUS.....	..NIA.....	Western Aerospace Limited	Ownership.....	7.200	Berkshire Hathaway Inc.	....NO.....	
			98-0139711				Western Australian Specialty Alloys Pty. Ltd.	..AUS.....	..NIA.....	Wyman-Gordon Company	Ownership.....	92.800	Berkshire Hathaway Inc.	....NO.....	
			81-0215653				Western Builders Supply, Inc.	..MT.....	..NIA.....	Pan American Screw LLC	Ownership.....	100.000	Berkshire Hathaway Inc.	....NO.....	
			85-2141841				Western Capital Group, LLC	..NV.....	..NIA.....	Berkshire Hathaway Energy Company	Ownership.....	100.000	Berkshire Hathaway Inc.	....NO.....	
			53-0183669				Western Fruit Express Company	..DE.....	..NIA.....	BNSF Railway Company	Ownership.....	100.000	Berkshire Hathaway Inc.	....NO.....	
							Western PowerGrid Limited	..GBR.....	..NIA.....	Northern Electric plc.	Ownership.....	100.000	Berkshire Hathaway Inc.	....NO.....	
			46-0710685				Westgate Senior Limited Dividend Housing Association, LLC	..MI.....	..NIA.....	AHP Housing Fund 28, LLC	Ownership.....	99.990	Berkshire Hathaway Inc.	....NO.....	
.0031	Berkshire Hathaway Group	11981	06-1678760				WestGUARD Insurance Company	..NE.....	..IA.....	National Indemnity Company	Ownership.....	100.000	Berkshire Hathaway Inc.	....NO.....	
			36-4843711				Westover Senior P3, LP	..TX.....	..NIA.....	AHP Housing Fund 146, LLC	Ownership.....	99.980	Berkshire Hathaway Inc.	....NO.....	
			46-3081897				W-G GMC LP	..OK.....	..NIA.....	AHP Housing Fund 98, LLC	Ownership.....	99.990	Berkshire Hathaway Inc.	....NO.....	
							WGC Crane Group Pty Limited	..AUS.....	..NIA.....	Marmon Crane (Australia) Pty Ltd	Ownership.....	100.000	Berkshire Hathaway Inc.	....NO.....	
			13-5484760				Whittaker Clark & Daniels, Inc.	..NJ.....	..NIA.....	Soco West, Inc.	Ownership.....	100.000	Berkshire Hathaway Inc.	....NO.....	
			48-6003755				Wichita Terminal Association (WTA)	..KS.....	..NIA.....	BNSF Railway Company	Ownership.....	50.000	Berkshire Hathaway Inc.	....NO.....	
			98-1356068				Wicked Cool (HK) Limited	..HKG.....	..NIA.....	Jaz Toys HK Limited	Ownership.....	100.000	Berkshire Hathaway Inc.	....NO.....	
			81-5112846				Wicked Cool Toys Holdings, LLC	..DE.....	..NIA.....	Jazwares, LLC	Ownership.....	100.000	Berkshire Hathaway Inc.	....NO.....	
			90-0859574				Wicked Cool Toys, LLC	..DE.....	..NIA.....	Wicked Cool Toys Holdings, LLC	Ownership.....	100.000	Berkshire Hathaway Inc.	....NO.....	
			36-4128481				Wilbert Funeral Services, Inc.	..KS.....	..NIA.....	Marmon Holdings, Inc.	Ownership.....	100.000	Berkshire Hathaway Inc.	....NO.....	
			36-1178800				Wilbert, Inc.	..NC.....	..NIA.....	Piedmont Manufacturing Group, LLC	Ownership.....	100.000	Berkshire Hathaway Inc.	....NO.....	
							Wilhelm Schulz GmbH	..DEU.....	..NIA.....	PCC Germany Holdings GmbH	Ownership.....	100.000	Berkshire Hathaway Inc.	....NO.....	
			81-2977544				Willow Park Group, LP	..MS.....	..NIA.....	AHP Housing Fund 165, LLC	Ownership.....	99.990	Berkshire Hathaway Inc.	....NO.....	
			93-3435697				Willow Partners LLC	..IN.....	..NIA.....	Clayton Properties Group, Inc.	Ownership.....	50.000	Berkshire Hathaway Inc.	....NO.....	
			20-5753188				Wimbledon Properties, LLC	..TN.....	..NIA.....	Clayton Properties Group, Inc.	Ownership.....	100.000	Berkshire Hathaway Inc.	....NO.....	

53.88

ANNUAL STATEMENT FOR THE YEAR 2023 OF THE General Re Life Corporation

**SCHEDULE Y**

**PART 1A - DETAIL OF INSURANCE HOLDING COMPANY SYSTEM**

1	2	3	4	5	6	7	8	9	10	11	12	13	14	15	16
Group Code	Group Name	NAIC Company Code	ID Number	Federal RSSD	CIK	Name of Securities Exchange if Publicly Traded (U.S. or International)	Names of Parent, Subsidiaries Or Affiliates	Domiciliary Location	Relationship to Reporting Entity	Directly Controlled by (Name of Entity/Person)	Type of Control (Ownership, Board, Management, Attorney-in-Fact, Influence, Other)	If Control is Ownership Provide Percentage	Ultimate Controlling Entity(ies)/Person(s)	Is an SCA Filing Required? (Yes/No)	*
			39-1892725				Wisconsin River Title Consultants LLC	WI	NIA	HSW Affiliates Holding, LLC	Ownership	50.000	Berkshire Hathaway Inc.	NO	
			86-2481611				WittDev LLC	DE	NIA	Burlington Northern Santa Fe, LLC	Ownership	100.000	Berkshire Hathaway Inc.	NO	
			45-3478219				Woodbury Oakwood Urban Renewal Preservation, LP	NJ	NIA	Centerline AHP Housing LLC	Ownership	99.990	Berkshire Hathaway Inc.	NO	
			46-1516982				Woodland Housing LLLP	MN	NIA	AHP Housing Fund 60, LLC	Ownership	99.990	Berkshire Hathaway Inc.	NO	
			81-3781645				Woodlawn Partners, LP	MS	NIA	AHP Housing Fund 174, LLC	Ownership	99.990	Berkshire Hathaway Inc.	NO	
			56-1717365				Workflow LLC	NC	NIA	Marmon Engineered Components Company	Ownership	100.000	Berkshire Hathaway Inc.	NO	
			47-0691153				World Book / Scott Fetzer Company	NE	NIA	BHSF, Inc.	Ownership	100.000	Berkshire Hathaway Inc.	NO	
			36-2605037				World Book Encyclopedia, Inc.	DE	NIA	World Book, Inc.	Ownership	100.000	Berkshire Hathaway Inc.	NO	
							World Book India Private Limited	IND	NIA	World Book Encyclopedia, Inc.	Ownership	0.002	Berkshire Hathaway Inc.	NO	
							World Book India Private Limited	IND	NIA	World Book, Inc.	Ownership	99.998	Berkshire Hathaway Inc.	NO	
			36-2364281				World Book, Inc.	DE	NIA	World Book / Scott Fetzer Company	Ownership	100.000	Berkshire Hathaway Inc.	NO	
			47-0625852				World Investments, Inc.	NE	NIA	BH Media Group, Inc.	Ownership	100.000	Berkshire Hathaway Inc.	NO	
			36-4284551				Worldwide Containers, Inc.	DE	NIA	Marmon Transportation Services LLC	Ownership	100.000	Berkshire Hathaway Inc.	NO	
			45-5378535				WP-GMC, Limited Partnership	OK	NIA	AHP Housing Fund 12, LLC	Ownership	99.990	Berkshire Hathaway Inc.	NO	
			46-3525022				WPHS Venture Partners, LLC	DE	NIA	AHP Housing Fund 94, LLC	Ownership	99.000	Berkshire Hathaway Inc.	NO	
			32-0551209				WPLG, Inc.	DE	NIA	BH Holding LLC	Ownership	100.000	Berkshire Hathaway Inc.	NO	
			82-1608695				WWEPL Holdings Corp.	DE	NIA	WWSC Holdings, LLC	Ownership	100.000	Berkshire Hathaway Inc.	NO	
			20-1535505				WWSC Holdings, LLC	DE	NIA	Alleghany Capital Corporation	Ownership	80.000	Berkshire Hathaway Inc.	NO	
							Wyman-Gordon (Lincoln) Limited	GBR	NIA	Wyman-Gordon Limited	Ownership	100.000	Berkshire Hathaway Inc.	NO	
			04-1992780				Wyman-Gordon Company	MA	NIA	Precision Castparts Corp.	Ownership	100.000	Berkshire Hathaway Inc.	NO	
			98-0227054				Wyman-Gordon de Mexico, S. de R.L. de C.V.	MEX	NIA	Wyman-Gordon Company	Ownership	100.000	Berkshire Hathaway Inc.	NO	
			04-3541052				Wyman-Gordon Forgings (Cleveland), Inc.	OH	NIA	Precision Castparts Corp.	Ownership	100.000	Berkshire Hathaway Inc.	NO	
			76-0203655				Wyman-Gordon Forgings, Inc.	DE	NIA	Wyman-Gordon Company	Ownership	100.000	Berkshire Hathaway Inc.	NO	
			22-3044511				Wyman-Gordon Investment Castings, Inc.	DE	NIA	Wyman-Gordon Company	Ownership	100.000	Berkshire Hathaway Inc.	NO	
			52-2005557				Wyman-Gordon Limited	GBR	NIA	PCC Luxembourg Holdings S.a' r.l.	Ownership	100.000	Berkshire Hathaway Inc.	NO	
							Wyman-Gordon Monterrey, S. de R.L. de C.V.	MEX	NIA	PCC Airfoils S.A. de C.V.	Ownership	0.010	Berkshire Hathaway Inc.	NO	
							Wyman-Gordon Monterrey, S. de R.L. de C.V.	MEX	NIA	Wyman-Gordon Company	Ownership	99.990	Berkshire Hathaway Inc.	NO	
			45-2425501				Wyman-Gordon Pennsylvania, LLC	OR	NIA	Precision Castparts Corp.	Ownership	100.000	Berkshire Hathaway Inc.	NO	
			88-3677017				Xelix Distribution, Inc.	TX	NIA	McLane Company, Inc.	Ownership	100.000	Berkshire Hathaway Inc.	NO	
							Xiamen Honglu Tungsten-Molybdenum Industry Co., Ltd.	CHN	NIA	Taegutec Ltd.	Ownership	26.050	Berkshire Hathaway Inc.	NO	
			04-2459036				X-L-CO., Inc.	DE	NIA	XTRA LLC	Ownership	100.000	Berkshire Hathaway Inc.	NO	
			20-2052863				XTRA Companies, Inc.	DE	NIA	XTRA Corporation	Ownership	100.000	Berkshire Hathaway Inc.	NO	
			06-0954158				XTRA Corporation	DE	NIA	Berkshire Hathaway Inc.	Ownership	100.000	Berkshire Hathaway Inc.	NO	
			20-8648239				XTRA Finance Corporation	DE	NIA	XTRA Corporation	Ownership	100.000	Berkshire Hathaway Inc.	NO	
			43-1690171				XTRA Intermodal, Inc.	DE	NIA	XTRA LLC	Ownership	100.000	Berkshire Hathaway Inc.	NO	
			22-1863406				XTRA Lease LLC	DE	NIA	XTRA LLC	Ownership	100.000	Berkshire Hathaway Inc.	NO	
			01-0346274				XTRA LLC	ME	NIA	XTRA Companies, Inc.	Ownership	100.000	Berkshire Hathaway Inc.	NO	
			83-2844370				Y Lofts, LP	KS	NIA	AHP Housing Fund 215, LLC	Ownership	98.990	Berkshire Hathaway Inc.	NO	
							Yan Agro logic (1988) Ltd	ISR	NIA	C.T.B Israel Holdings Ltd.	Ownership	100.000	Berkshire Hathaway Inc.	NO	
							YEDL Limited	GBR	NIA	Yorkshire Electricity Group plc.	Ownership	100.000	Berkshire Hathaway Inc.	NO	
							YG-1 Co., Ltd.	KOR	NIA	IMC International Metalworking Companies Inc.	Ownership	7.850	Berkshire Hathaway Inc.	NO	
							Yorkshire Electricity Distribution Limited	GBR	NIA	Northern Electric plc.	Ownership	100.000	Berkshire Hathaway Inc.	NO	
							Yorkshire Electricity Group plc.	GBR	NIA	Yorkshire Power Group Limited	Ownership	100.000	Berkshire Hathaway Inc.	NO	
							Yorkshire Power Finance Limited	CYM	NIA	Yorkshire Electricity Group plc.	Ownership	1.000	Berkshire Hathaway Inc.	NO	
							Yorkshire Power Finance Limited	CYM	NIA	Yorkshire Power Group Limited	Ownership	99.000	Berkshire Hathaway Inc.	NO	
							Yorkshire Power Group Limited	GBR	NIA	Northern Powergrid Holdings Company	Ownership	5.250	Berkshire Hathaway Inc.	NO	

ANNUAL STATEMENT FOR THE YEAR 2023 OF THE General Re Life Corporation

**SCHEDULE Y**

**PART 1A - DETAIL OF INSURANCE HOLDING COMPANY SYSTEM**

1	2	3	4	5	6	7	8	9	10	11	12	13	14	15	16
Group Code	Group Name	NAIC Company Code	ID Number	Federal RSSD	CIK	Name of Securities Exchange if Publicly Traded (U.S. or International)	Names of Parent, Subsidiaries Or Affiliates	Domiciliary Location	Relationship to Reporting Entity	Directly Controlled by (Name of Entity/Person)	Type of Control (Ownership, Board, Management, Attorney-in-Fact, Influence, Other)	If Control is Ownership Provide Percentage	Ultimate Controlling Entity(ies)/Person(s)	Is an SCA Filing Required? (Yes/No)	*
							Yorkshire Power Group Limited	.GBR	NIA	Northern Powergrid UK Holdings	Ownership	94.750	Berkshire Hathaway Inc.	NO	
							Yorkshire PowerGrid Limited	.GBR	NIA	Northern Electric plc.	Ownership	100.000	Berkshire Hathaway Inc.	NO	
			87-0484750				Yuma Cogeneration Associates	.UT	NIA	CalEnergy YCA Partner 2, LLC	Ownership	50.000	Berkshire Hathaway Inc.	NO	
			87-0484750				Yuma Cogeneration Associates	.UT	NIA	California Energy Yuma Corporation	Ownership	50.000	Berkshire Hathaway Inc.	NO	
			84-2599243				Z Global Logistics, LLC	.DE	NIA	Alleghany Capital Corporation	Ownership	100.000	Berkshire Hathaway Inc.	NO	
			82-3784847				Zag Toys Holdings, LLC	.DE	NIA	Alleghany Capital Corporation	Ownership	100.000	Berkshire Hathaway Inc.	NO	
			82-3787181				Zag Toys, LLC	.DE	NIA	Jazwares, LLC	Ownership	25.000	Berkshire Hathaway Inc.	NO	
			82-3787181				Zag Toys, LLC	.DE	NIA	Zag Toys Holdings, LLC	Ownership	75.000	Berkshire Hathaway Inc.	NO	
			05-0547499				Zak Products II, LLC	.DE	NIA	Berkshire Hathaway Automotive Inc.	Ownership	81.000	Berkshire Hathaway Inc.	NO	
			05-0547499				Zak Products II, LLC	.DE	NIA	BHA Minority Interest Holdco, Inc.	Ownership	15.000	Berkshire Hathaway Inc.	NO	
							Zephyr Rail Equipment Private Ltd.	.IND	NIA	Amarillo Gear (Singapore) Pte Ltd.	Ownership	51.000	Berkshire Hathaway Inc.	NO	
							Zephyr Rail Equipment Private Ltd.	.IND	NIA	Filltex Technologies Private Limited	Ownership	49.000	Berkshire Hathaway Inc.	NO	
							Zephyr SpA	.ITA	NIA	Marmon Energy Italia S.r.l.	Ownership	100.000	Berkshire Hathaway Inc.	NO	
							Zhejiang Songde NC-Tools Co., Ltd.	.CHN	NIA	IMC International Metalworking Companies Inc.	Ownership	19.000	Berkshire Hathaway Inc.	NO	
							Zickgraf Hardwood Flooring Company, LLC	.NC	NIA	Shaw Industries Group, Inc.	Ownership	100.000	Berkshire Hathaway Inc.	NO	
			47-0813844		1067983	NYSE	Berkshire Hathaway Inc.	.DE	UIP		Ownership			NO	
			47-4653839				1067 Studios, LLC	.DE	NIA	Jazwares, LLC	Ownership	100.000	Berkshire Hathaway Inc.	NO	
			45-3821249				121 Acquisition Company LLC	.TX	NIA	Nebraska Furniture Mart, Inc.	Ownership	100.000	Berkshire Hathaway Inc.	NO	
			47-5108291				13 West LLC	.OR	NIA	AHP Housing Fund 114, LLC	Ownership	99.990	Berkshire Hathaway Inc.	NO	
			46-5669000				15 West LLC	.OR	NIA	AHP Housing Fund 78, LLC	Ownership	99.990	Berkshire Hathaway Inc.	NO	
			47-4203880				1712 Commerce Master Tenant, LLC	.TX	NIA	AHP Housing Fund 150, LLC	Ownership	99.990	Berkshire Hathaway Inc.	NO	
			68-0566626				21 SPC, Inc.	.DE	NIA	21st Mortgage Corporation	Ownership	100.000	Berkshire Hathaway Inc.	NO	
			48-1284984				21st Communities, Inc.	.DE	NIA	21st Mortgage Corporation	Ownership	100.000	Berkshire Hathaway Inc.	NO	
			76-0478830				21st Mortgage Corporation	.DE	NIA	CMH Services, Inc.	Ownership	100.000	Berkshire Hathaway Inc.	NO	
							22CC24, LLC	.MO	NIA	MiTek Inc.	Ownership	100.000	Berkshire Hathaway Inc.	NO	
							2K Polymer Systems LTD	.GBR	NIA	Marmon Holdings, Inc.	Ownership	100.000	Berkshire Hathaway Inc.	NO	
			80-0550558				2K Polymer Systems, Inc.	.OH	NIA	MiTek Inc.	Ownership	100.000	Berkshire Hathaway Inc.	NO	
							3rd and Indian School Assisted Living Facility, LLC	.DE	NIA	AHP Housing Fund 113, LLC	Ownership	99.990	Berkshire Hathaway Inc.	NO	
			37-1794718				498 Mouser Way LLC	.TX	NIA	Mouser Electronics, Inc.	Ownership	100.000	Berkshire Hathaway Inc.	NO	
			88-1379385				777 Main Street LLC	.CT	NIA	AHP Housing Fund 65, LLC	Ownership	99.000	Berkshire Hathaway Inc.	NO	
			46-2700327				955 Shotgun Road, LLC	.FL	NIA	Jazwares, LLC	Ownership	100.000	Berkshire Hathaway Inc.	NO	
			82-1541168				959 Shotgun Road, LLC	.FL	NIA	Jazwares, LLC	Ownership	100.000	Berkshire Hathaway Inc.	NO	
			47-2615350				A.C.T. Equipment Sales Ltd.	.CAN	NIA	ITTI Investment Holdings Inc.	Ownership	80.000	Berkshire Hathaway Inc.	NO	
			20-0950324				ABA Management, L.L.C.	.TX	NIA	PHM Holdings, LLC	Ownership	100.000	Berkshire Hathaway Inc.	NO	
			74-3112441				ABC Nissan LLC	.DE	NIA	Berkshire Hathaway Automotive Inc.	Ownership	80.000	Berkshire Hathaway Inc.	NO	
			74-3112441				ABC Nissan LLC	.DE	NIA	BHA Minority Interest Holdco, Inc.	Ownership	16.000	Berkshire Hathaway Inc.	NO	
			92-3717049				Abrasive Tool Company, LLC	.DE	NIA	ITTI Investment Holdings Inc.	Ownership	60.000	Berkshire Hathaway Inc.	NO	
			84-4147900				AC Eagle Corporation	.CA	NIA	HomeServices of California, LLC	Ownership	100.000	Berkshire Hathaway Inc.	NO	
			82-1528842				AC Palm Desert Corporation	.CA	NIA	HomeServices of California, LLC	Ownership	100.000	Berkshire Hathaway Inc.	NO	
			47-4188563				AC2015 Corporation	.CA	NIA	HomeServices of California, LLC	Ownership	100.000	Berkshire Hathaway Inc.	NO	
			91-1256943				Accra Manufacturing LLC	.WA	NIA	Primus International LLC	Ownership	100.000	Berkshire Hathaway Inc.	NO	
			75-2403336				Acme Brick Company	.DE	NIA	Acme Building Brands, Inc.	Ownership	100.000	Berkshire Hathaway Inc.	NO	
			83-0429401				Acme Brick DFW, LLC	.DE	NIA	Acme Brick Company	Ownership	100.000	Berkshire Hathaway Inc.	NO	
			20-3883479				Acme Brick Sales Company, LLC	.DE	NIA	Acme Brick Company	Ownership	100.000	Berkshire Hathaway Inc.	NO	
			75-2864968				Acme Building Brands, Inc.	.DE	NIA	Berkshire Hathaway Inc.	Ownership	100.000	Berkshire Hathaway Inc.	NO	
			75-2403337				Acme Management Company	.DE	NIA	Acme Building Brands, Inc.	Ownership	100.000	Berkshire Hathaway Inc.	NO	
			75-2514346				Acme Services Company, LLC	.DE	NIA	Acme Building Brands, Inc.	Ownership	100.000	Berkshire Hathaway Inc.	NO	

53.90

ANNUAL STATEMENT FOR THE YEAR 2023 OF THE General Re Life Corporation

**SCHEDULE Y**

**PART 1A - DETAIL OF INSURANCE HOLDING COMPANY SYSTEM**

1	2	3	4	5	6	7	8	9	10	11	12	13	14	15	16
Group Code	Group Name	NAIC Company Code	ID Number	Federal RSSD	CIK	Name of Securities Exchange if Publicly Traded (U.S. or International)	Names of Parent, Subsidiaries Or Affiliates	Domiciliary Location	Relationship to Reporting Entity	Directly Controlled by (Name of Entity/Person)	Type of Control (Ownership, Board, Management, Attorney-in-Fact, Influence, Other)	If Control is Ownership Provide Percentage	Ultimate Controlling Entity(ies)/Person(s)	Is an SCA Filing Required? (Yes/No)	*
							Acumed (Beijing) Consulting Co. Ltd	.CHN	NIA	Acumed, LLC	Ownership	100.000	Berkshire Hathaway Inc.	NO	
							Acumed Acquisition Company Limited	.GBR	NIA	Acumed, LLC	Ownership	100.000	Berkshire Hathaway Inc.	NO	
							Acumed Iberica, SL	.ESP	NIA	Acumed, LLC	Ownership	100.000	Berkshire Hathaway Inc.	NO	
							Acumed Limited	.GBR	NIA	Acumed Acquisition Company Limited	Ownership	100.000	Berkshire Hathaway Inc.	NO	
			11-3660846				Acumed, LLC	.DE	NIA	Colson Medical, LLC	Ownership	100.000	Berkshire Hathaway Inc.	NO	
			20-4242193				Acute Innovations LLC	.DE	NIA	Acumed, LLC	Ownership	100.000	Berkshire Hathaway Inc.	NO	
			73-1701637				ACVT Motors, LLC	.DE	NIA	Berkshire Hathaway Automotive Inc.	Ownership	93.000	Berkshire Hathaway Inc.	NO	
			73-1701637				ACVT Motors, LLC	.DE	NIA	BHA Minority Interest Holdco, Inc.	Ownership	3.000	Berkshire Hathaway Inc.	NO	
			47-0691259				Adalet / Scott Fetzer Company	.DE	NIA	BHSF, Inc.	Ownership	100.000	Berkshire Hathaway Inc.	NO	
							Admicornelius S.A. de CV	.MEX	NIA	Marmon Beverage Technologies, Inc.	Ownership	0.200	Berkshire Hathaway Inc.	NO	
							Admicornelius S.A. de CV	.MEX	NIA	Marmon Foodservice Technologies, Inc.	Ownership	99.800	Berkshire Hathaway Inc.	NO	
							Advanced Mobility & Shelter Technologies, LLC	.IL	NIA	R.C. Tway Company, LLC	Ownership	100.000	Berkshire Hathaway Inc.	NO	
			20-5832960				Aerocraft Heat Treating Co., Inc.	.CA	NIA	Precision Castparts Corp.	Ownership	100.000	Berkshire Hathaway Inc.	NO	
			95-1721860				Aero-Hose Corporation	.FL	NIA	Marmon Distribution Services, Inc.	Ownership	100.000	Berkshire Hathaway Inc.	NO	
			14-1913807				Aeronavis, LLC	.DE	NIA	Volantes, LLC	Ownership	100.000	Berkshire Hathaway Inc.	NO	
			84-2521740				Aerospace Dynamics International, Inc.	.CA	NIA	Precision Castparts Corp.	Ownership	100.000	Berkshire Hathaway Inc.	NO	
			95-4225652				AETC Limited	.GBR	NIA	PCC UK Global Holdings Limited	Ownership	100.000	Berkshire Hathaway Inc.	NO	
			20-1847872				Aetna Insulated Wire LLC	.DE	NIA	Marmon Wire & Cable, Inc.	Ownership	100.000	Berkshire Hathaway Inc.	NO	
			45-3769803				Affordable Housing Partners, Inc.	.DE	NIA	Berkshire Hathaway Inc.	Ownership	100.000	Berkshire Hathaway Inc.	NO	
							AFT EUROPE – Advanced Forming Technology Ltd.	.HUN	NIA	PCC Luxembourg Holdings S.a' r.l.	Ownership	100.000	Berkshire Hathaway Inc.	NO	
			46-5187215				AHGH Townhomes, LLC	.WI	NIA	AHP Housing Fund 50, LLC	Ownership	99.990	Berkshire Hathaway Inc.	NO	
			30-0761132				AHP 1, L.P.	.DE	NIA	Affordable Housing Partners, Inc.	Ownership	100.000	Berkshire Hathaway Inc.	NO	
			80-0847095				AHP Affordable, LLC	.DE	NIA	AHP 1, L.P.	Ownership	100.000	Berkshire Hathaway Inc.	NO	
			84-3740408				AHP Federal and State Affordable 1, LLC	.DE	NIA	AHP 1, L.P.	Ownership	0.010	Berkshire Hathaway Inc.	NO	
			84-3740408				AHP Federal and State Affordable 1, LLC	.DE	NIA	Government Employees Insurance Company	Ownership	99.990	Berkshire Hathaway Inc.	NO	
			84-3755052				AHP Federal and State Affordable 2, LLC	.DE	NIA	Affordable Housing Partners, Inc.	Ownership	0.010	Berkshire Hathaway Inc.	NO	
			84-3755052				AHP Federal and State Affordable 2, LLC	.DE	NIA	AHP Affordable, LLC	Ownership	99.990	Berkshire Hathaway Inc.	NO	
			84-3786733				AHP Federal and State Affordable 3, LLC	.DE	NIA	Affordable Housing Partners, Inc.	Ownership	0.010	Berkshire Hathaway Inc.	NO	
			84-3786733				AHP Federal and State Affordable 3, LLC	.DE	NIA	AHP Affordable, LLC	Ownership	99.990	Berkshire Hathaway Inc.	NO	
			30-0954214				AHP Historic Partners, LLC	.DE	NIA	Affordable Housing Partners, Inc.	Ownership	100.000	Berkshire Hathaway Inc.	NO	
			35-2447768				AHP Housing Fund 1, LLC	.NV	NIA	Affordable Housing Partners, Inc.	Ownership	0.010	Berkshire Hathaway Inc.	NO	
			35-2447768				AHP Housing Fund 1, LLC	.NV	NIA	AHP Affordable, LLC	Ownership	99.990	Berkshire Hathaway Inc.	NO	
			38-3879703				AHP Housing Fund 10, LLC	.DE	NIA	Affordable Housing Partners, Inc.	Ownership	0.010	Berkshire Hathaway Inc.	NO	
			38-3879703				AHP Housing Fund 10, LLC	.DE	NIA	AHP Affordable, LLC	Ownership	99.990	Berkshire Hathaway Inc.	NO	
			30-0854970				AHP Housing Fund 100, LLC	.DE	NIA	Affordable Housing Partners, Inc.	Ownership	0.010	Berkshire Hathaway Inc.	NO	
			30-0854970				AHP Housing Fund 100, LLC	.DE	NIA	AHP Affordable, LLC	Ownership	99.990	Berkshire Hathaway Inc.	NO	
			38-3956099				AHP Housing Fund 101, LLC	.DE	NIA	Affordable Housing Partners, Inc.	Ownership	0.010	Berkshire Hathaway Inc.	NO	
			38-3956099				AHP Housing Fund 101, LLC	.DE	NIA	Affordable Housing Partners, Inc.	Ownership	99.990	Berkshire Hathaway Inc.	NO	
			38-3955018				AHP Housing Fund 102, LLC	.DE	NIA	Affordable Housing Partners, Inc.	Ownership	0.010	Berkshire Hathaway Inc.	NO	
			38-3955018				AHP Housing Fund 102, LLC	.DE	NIA	AHP Affordable, LLC	Ownership	99.990	Berkshire Hathaway Inc.	NO	
			35-2528752				AHP Housing Fund 103, LLC	.DE	NIA	Affordable Housing Partners, Inc.	Ownership	0.010	Berkshire Hathaway Inc.	NO	
			35-2528752				AHP Housing Fund 103, LLC	.DE	NIA	AHP Affordable, LLC	Ownership	99.990	Berkshire Hathaway Inc.	NO	
			32-0458958				AHP Housing Fund 104, LLC	.DE	NIA	Affordable Housing Partners, Inc.	Ownership	0.010	Berkshire Hathaway Inc.	NO	
			32-0458958				AHP Housing Fund 104, LLC	.DE	NIA	AHP Affordable, LLC	Ownership	99.990	Berkshire Hathaway Inc.	NO	
			61-1755861				AHP Housing Fund 105, LLC	.DE	NIA	Affordable Housing Partners, Inc.	Ownership	0.010	Berkshire Hathaway Inc.	NO	
			61-1755861				AHP Housing Fund 105, LLC	.DE	NIA	AHP Affordable, LLC	Ownership	99.990	Berkshire Hathaway Inc.	NO	
			37-1778040				AHP Housing Fund 106, LLC	.DE	NIA	Affordable Housing Partners, Inc.	Ownership	0.010	Berkshire Hathaway Inc.	NO	

53.91

ANNUAL STATEMENT FOR THE YEAR 2023 OF THE General Re Life Corporation

**SCHEDULE Y**

**PART 1A - DETAIL OF INSURANCE HOLDING COMPANY SYSTEM**

1	2	3	4	5	6	7	8	9	10	11	12	13	14	15	16
Group Code	Group Name	NAIC Company Code	ID Number	Federal RSSD	CIK	Name of Securities Exchange if Publicly Traded (U.S. or International)	Names of Parent, Subsidiaries Or Affiliates	Domiciliary Location	Relationship to Reporting Entity	Directly Controlled by (Name of Entity/Person)	Type of Control (Ownership, Board, Management, Attorney-in-Fact, Influence, Other)	If Control is Ownership Provide Percentage	Ultimate Controlling Entity(ies)/Person(s)	Is an SCA Filing Required? (Yes/No)	*
			37-1778040				AHP Housing Fund 106, LLC	DE	NIA	AHP Affordable, LLC	Ownership	99.990	Berkshire Hathaway Inc.	NO	
			32-0461077				AHP Housing Fund 107, LLC	DE	NIA	Affordable Housing Partners, Inc.	Ownership	0.010	Berkshire Hathaway Inc.	NO	
			32-0461077				AHP Housing Fund 107, LLC	DE	NIA	AHP Affordable, LLC	Ownership	99.990	Berkshire Hathaway Inc.	NO	
			30-0857611				AHP Housing Fund 108, LLC	DE	NIA	Affordable Housing Partners, Inc.	Ownership	0.010	Berkshire Hathaway Inc.	NO	
			30-0857611				AHP Housing Fund 108, LLC	DE	NIA	AHP Affordable, LLC	Ownership	99.990	Berkshire Hathaway Inc.	NO	
			36-4805141				AHP Housing Fund 109, LLC	DE	NIA	Affordable Housing Partners, Inc.	Ownership	0.010	Berkshire Hathaway Inc.	NO	
			36-4805141				AHP Housing Fund 109, LLC	DE	NIA	AHP Affordable, LLC	Ownership	99.990	Berkshire Hathaway Inc.	NO	
			37-1698937				AHP Housing Fund 11, LLC	DE	NIA	Affordable Housing Partners, Inc.	Ownership	0.010	Berkshire Hathaway Inc.	NO	
			37-1698937				AHP Housing Fund 11, LLC	DE	NIA	AHP Affordable, LLC	Ownership	99.990	Berkshire Hathaway Inc.	NO	
			37-1778476				AHP Housing Fund 110, LLC	DE	NIA	Affordable Housing Partners, Inc.	Ownership	0.010	Berkshire Hathaway Inc.	NO	
			37-1778476				AHP Housing Fund 110, LLC	DE	NIA	AHP Affordable, LLC	Ownership	99.990	Berkshire Hathaway Inc.	NO	
			32-0464239				AHP Housing Fund 111, LLC	DE	NIA	Affordable Housing Partners, Inc.	Ownership	0.010	Berkshire Hathaway Inc.	NO	
			32-0464239				AHP Housing Fund 111, LLC	DE	NIA	AHP Affordable, LLC	Ownership	99.990	Berkshire Hathaway Inc.	NO	
			61-1759903				AHP Housing Fund 112, LLC	DE	NIA	Affordable Housing Partners, Inc.	Ownership	0.010	Berkshire Hathaway Inc.	NO	
			61-1759903				AHP Housing Fund 112, LLC	DE	NIA	AHP Affordable, LLC	Ownership	99.990	Berkshire Hathaway Inc.	NO	
			38-3969302				AHP Housing Fund 113, LLC	DE	NIA	Affordable Housing Partners, Inc.	Ownership	0.010	Berkshire Hathaway Inc.	NO	
			38-3969302				AHP Housing Fund 113, LLC	DE	NIA	AHP Affordable, LLC	Ownership	99.990	Berkshire Hathaway Inc.	NO	
			38-3969258				AHP Housing Fund 114, LLC	DE	NIA	Affordable Housing Partners, Inc.	Ownership	0.010	Berkshire Hathaway Inc.	NO	
			38-3969258				AHP Housing Fund 114, LLC	DE	NIA	AHP Affordable, LLC	Ownership	99.990	Berkshire Hathaway Inc.	NO	
			30-0868697				AHP Housing Fund 115, LLC	DE	NIA	Affordable Housing Partners, Inc.	Ownership	0.010	Berkshire Hathaway Inc.	NO	
			30-0868697				AHP Housing Fund 115, LLC	DE	NIA	AHP Affordable, LLC	Ownership	99.990	Berkshire Hathaway Inc.	NO	
			35-2531463				AHP Housing Fund 116, LLC	DE	NIA	Affordable Housing Partners, Inc.	Ownership	0.010	Berkshire Hathaway Inc.	NO	
			35-2531463				AHP Housing Fund 116, LLC	DE	NIA	AHP Affordable, LLC	Ownership	99.990	Berkshire Hathaway Inc.	NO	
			38-3969702				AHP Housing Fund 117, LLC	DE	NIA	Affordable Housing Partners, Inc.	Ownership	0.010	Berkshire Hathaway Inc.	NO	
			38-3969702				AHP Housing Fund 117, LLC	DE	NIA	AHP Affordable, LLC	Ownership	99.990	Berkshire Hathaway Inc.	NO	
			61-1760436				AHP Housing Fund 118, LLC	DE	NIA	Affordable Housing Partners, Inc.	Ownership	0.010	Berkshire Hathaway Inc.	NO	
			61-1760436				AHP Housing Fund 118, LLC	DE	NIA	AHP Affordable, LLC	Ownership	99.990	Berkshire Hathaway Inc.	NO	
			36-4808561				AHP Housing Fund 119, LLC	DE	NIA	Affordable Housing Partners, Inc.	Ownership	0.010	Berkshire Hathaway Inc.	NO	
			36-4808561				AHP Housing Fund 119, LLC	DE	NIA	AHP Affordable, LLC	Ownership	99.990	Berkshire Hathaway Inc.	NO	
			37-1698993				AHP Housing Fund 12, LLC	DE	NIA	Affordable Housing Partners, Inc.	Ownership	0.010	Berkshire Hathaway Inc.	NO	
			37-1698993				AHP Housing Fund 12, LLC	DE	NIA	AHP Affordable, LLC	Ownership	99.990	Berkshire Hathaway Inc.	NO	
			36-4808741				AHP Housing Fund 120, LLC	DE	NIA	Affordable Housing Partners, Inc.	Ownership	0.010	Berkshire Hathaway Inc.	NO	
			36-4808741				AHP Housing Fund 120, LLC	DE	NIA	AHP Affordable, LLC	Ownership	99.990	Berkshire Hathaway Inc.	NO	
			38-3979289				AHP Housing Fund 121, LLC	DE	NIA	Affordable Housing Partners, Inc.	Ownership	0.010	Berkshire Hathaway Inc.	NO	
			38-3979289				AHP Housing Fund 121, LLC	DE	NIA	AHP Affordable, LLC	Ownership	99.990	Berkshire Hathaway Inc.	NO	
			30-0882410				AHP Housing Fund 122, LLC	DE	NIA	Affordable Housing Partners, Inc.	Ownership	0.010	Berkshire Hathaway Inc.	NO	
			30-0882410				AHP Housing Fund 122, LLC	DE	NIA	AHP Affordable, LLC	Ownership	99.990	Berkshire Hathaway Inc.	NO	
			36-4817681				AHP Housing Fund 123, LLC	DE	NIA	Affordable Housing Partners, Inc.	Ownership	0.010	Berkshire Hathaway Inc.	NO	
			36-4817681				AHP Housing Fund 123, LLC	DE	NIA	AHP Affordable, LLC	Ownership	99.990	Berkshire Hathaway Inc.	NO	
			61-1769986				AHP Housing Fund 124, LLC	DE	NIA	Affordable Housing Partners, Inc.	Ownership	0.010	Berkshire Hathaway Inc.	NO	
			61-1769986				AHP Housing Fund 124, LLC	DE	NIA	AHP Affordable, LLC	Ownership	99.990	Berkshire Hathaway Inc.	NO	
			35-2541695				AHP Housing Fund 125, LLC	DE	NIA	Affordable Housing Partners, Inc.	Ownership	0.010	Berkshire Hathaway Inc.	NO	
			35-2541695				AHP Housing Fund 125, LLC	DE	NIA	AHP Affordable, LLC	Ownership	99.990	Berkshire Hathaway Inc.	NO	
			35-2541761				AHP Housing Fund 126, LLC	DE	NIA	Affordable Housing Partners, Inc.	Ownership	0.010	Berkshire Hathaway Inc.	NO	
			35-2541761				AHP Housing Fund 126, LLC	DE	NIA	AHP Affordable, LLC	Ownership	99.990	Berkshire Hathaway Inc.	NO	
			30-0883039				AHP Housing Fund 127, LLC	DE	NIA	Affordable Housing Partners, Inc.	Ownership	0.010	Berkshire Hathaway Inc.	NO	
			30-0883039				AHP Housing Fund 127, LLC	DE	NIA	AHP Affordable, LLC	Ownership	99.990	Berkshire Hathaway Inc.	NO	
			61-1770291				AHP Housing Fund 128, LLC	DE	NIA	Affordable Housing Partners, Inc.	Ownership	0.010	Berkshire Hathaway Inc.	NO	
			61-1770291				AHP Housing Fund 128, LLC	DE	NIA	AHP Affordable, LLC	Ownership	99.990	Berkshire Hathaway Inc.	NO	

53.92



ANNUAL STATEMENT FOR THE YEAR 2023 OF THE General Re Life Corporation

**SCHEDULE Y**

**PART 1A - DETAIL OF INSURANCE HOLDING COMPANY SYSTEM**

1	2	3	4	5	6	7	8	9	10	11	12	13	14	15	16
Group Code	Group Name	NAIC Company Code	ID Number	Federal RSSD	CIK	Name of Securities Exchange if Publicly Traded (U.S. or International)	Names of Parent, Subsidiaries Or Affiliates	Domiciliary Location	Relationship to Reporting Entity	Directly Controlled by (Name of Entity/Person)	Type of Control (Ownership, Board, Management, Attorney-in-Fact, Influence, Other)	If Control is Ownership Provide Percentage	Ultimate Controlling Entity(ies)/Person(s)	Is an SCA Filing Required? (Yes/No)	*
			36-4818241				AHP Housing Fund 129, LLC	DE	NIA	Affordable Housing Partners, Inc.	Ownership	0.010	Berkshire Hathaway Inc.	NO	
			36-4818241				AHP Housing Fund 129, LLC	DE	NIA	AHP Affordable, LLC	Ownership	99.990	Berkshire Hathaway Inc.	NO	
			32-0474877				AHP Housing Fund 130, LLC	DE	NIA	Affordable Housing Partners, Inc.	Ownership	0.010	Berkshire Hathaway Inc.	NO	
			32-0474877				AHP Housing Fund 130, LLC	DE	NIA	AHP Affordable, LLC	Ownership	99.990	Berkshire Hathaway Inc.	NO	
			38-3982589				AHP Housing Fund 131, LLC	DE	NIA	Affordable Housing Partners, Inc.	Ownership	0.010	Berkshire Hathaway Inc.	NO	
			38-3982589				AHP Housing Fund 131, LLC	DE	NIA	AHP Affordable, LLC	Ownership	99.990	Berkshire Hathaway Inc.	NO	
			37-1795314				AHP Housing Fund 132, LLC	DE	NIA	Affordable Housing Partners, Inc.	Ownership	0.010	Berkshire Hathaway Inc.	NO	
			37-1795314				AHP Housing Fund 132, LLC	DE	NIA	AHP Affordable, LLC	Ownership	99.990	Berkshire Hathaway Inc.	NO	
			61-1773154				AHP Housing Fund 133, LLC	DE	NIA	Affordable Housing Partners, Inc.	Ownership	0.010	Berkshire Hathaway Inc.	NO	
			61-1773154				AHP Housing Fund 133, LLC	DE	NIA	AHP Affordable, LLC	Ownership	99.990	Berkshire Hathaway Inc.	NO	
			35-2545094				AHP Housing Fund 134, LLC	DE	NIA	Affordable Housing Partners, Inc.	Ownership	0.010	Berkshire Hathaway Inc.	NO	
			35-2545094				AHP Housing Fund 134, LLC	DE	NIA	AHP Affordable, LLC	Ownership	99.990	Berkshire Hathaway Inc.	NO	
			30-0887095				AHP Housing Fund 135, LLC	DE	NIA	Affordable Housing Partners, Inc.	Ownership	0.010	Berkshire Hathaway Inc.	NO	
			30-0887095				AHP Housing Fund 135, LLC	DE	NIA	AHP Affordable, LLC	Ownership	99.990	Berkshire Hathaway Inc.	NO	
			32-0478301				AHP Housing Fund 136, LLC	DE	NIA	Affordable Housing Partners, Inc.	Ownership	0.010	Berkshire Hathaway Inc.	NO	
			32-0478301				AHP Housing Fund 136, LLC	DE	NIA	AHP Affordable, LLC	Ownership	99.990	Berkshire Hathaway Inc.	NO	
			37-1795669				AHP Housing Fund 137, LLC	DE	NIA	Affordable Housing Partners, Inc.	Ownership	0.010	Berkshire Hathaway Inc.	NO	
			37-1795669				AHP Housing Fund 137, LLC	DE	NIA	AHP Affordable, LLC	Ownership	99.990	Berkshire Hathaway Inc.	NO	
			38-3983435				AHP Housing Fund 138, LLC	DE	NIA	Affordable Housing Partners, Inc.	Ownership	0.010	Berkshire Hathaway Inc.	NO	
			38-3983435				AHP Housing Fund 138, LLC	DE	NIA	AHP Affordable, LLC	Ownership	99.990	Berkshire Hathaway Inc.	NO	
			30-0887671				AHP Housing Fund 139, LLC	DE	NIA	Affordable Housing Partners, Inc.	Ownership	0.010	Berkshire Hathaway Inc.	NO	
			30-0887671				AHP Housing Fund 139, LLC	DE	NIA	AHP Affordable, LLC	Ownership	99.990	Berkshire Hathaway Inc.	NO	
			38-3882204				AHP Housing Fund 14, LLC	DE	NIA	Affordable Housing Partners, Inc.	Ownership	0.010	Berkshire Hathaway Inc.	NO	
			38-3882204				AHP Housing Fund 14, LLC	DE	NIA	AHP Affordable, LLC	Ownership	99.990	Berkshire Hathaway Inc.	NO	
			35-2545764				AHP Housing Fund 140, LLC	DE	NIA	Affordable Housing Partners, Inc.	Ownership	0.010	Berkshire Hathaway Inc.	NO	
			35-2545764				AHP Housing Fund 140, LLC	DE	NIA	AHP Affordable, LLC	Ownership	99.990	Berkshire Hathaway Inc.	NO	
			37-1825537				AHP Housing Fund 141, LLC	DE	NIA	Affordable Housing Partners, Inc.	Ownership	0.010	Berkshire Hathaway Inc.	NO	
			37-1825537				AHP Housing Fund 141, LLC	DE	NIA	AHP Affordable, LLC	Ownership	99.990	Berkshire Hathaway Inc.	NO	
			36-4835537				AHP Housing Fund 142, LLC	DE	NIA	Affordable Housing Partners, Inc.	Ownership	0.010	Berkshire Hathaway Inc.	NO	
			36-4835537				AHP Housing Fund 142, LLC	DE	NIA	AHP Affordable, LLC	Ownership	99.990	Berkshire Hathaway Inc.	NO	
			30-0936774				AHP Housing Fund 143, LLC	DE	NIA	Affordable Housing Partners, Inc.	Ownership	0.010	Berkshire Hathaway Inc.	NO	
			30-0936774				AHP Housing Fund 143, LLC	DE	NIA	AHP Affordable, LLC	Ownership	99.990	Berkshire Hathaway Inc.	NO	
			32-0494076				AHP Housing Fund 144, LLC	DE	NIA	Affordable Housing Partners, Inc.	Ownership	0.010	Berkshire Hathaway Inc.	NO	
			32-0494076				AHP Housing Fund 144, LLC	DE	NIA	AHP Affordable, LLC	Ownership	99.990	Berkshire Hathaway Inc.	NO	
			35-2560001				AHP Housing Fund 145, LLC	DE	NIA	Affordable Housing Partners, Inc.	Ownership	0.010	Berkshire Hathaway Inc.	NO	
			35-2560001				AHP Housing Fund 145, LLC	DE	NIA	AHP Affordable, LLC	Ownership	99.990	Berkshire Hathaway Inc.	NO	
			36-4835565				AHP Housing Fund 146, LLC	DE	NIA	Affordable Housing Partners, Inc.	Ownership	0.010	Berkshire Hathaway Inc.	NO	
			36-4835565				AHP Housing Fund 146, LLC	DE	NIA	AHP Affordable, LLC	Ownership	99.990	Berkshire Hathaway Inc.	NO	
			32-0494262				AHP Housing Fund 147, LLC	DE	NIA	Affordable Housing Partners, Inc.	Ownership	0.010	Berkshire Hathaway Inc.	NO	
			32-0494262				AHP Housing Fund 147, LLC	DE	NIA	AHP Affordable, LLC	Ownership	99.990	Berkshire Hathaway Inc.	NO	
			38-4002355				AHP Housing Fund 148, LLC	DE	NIA	Affordable Housing Partners, Inc.	Ownership	0.010	Berkshire Hathaway Inc.	NO	
			38-4002355				AHP Housing Fund 148, LLC	DE	NIA	AHP Affordable, LLC	Ownership	99.990	Berkshire Hathaway Inc.	NO	
			35-2560176				AHP Housing Fund 149, LLC	DE	NIA	Affordable Housing Partners, Inc.	Ownership	0.010	Berkshire Hathaway Inc.	NO	
			35-2560176				AHP Housing Fund 149, LLC	DE	NIA	AHP Affordable, LLC	Ownership	99.990	Berkshire Hathaway Inc.	NO	
			61-1690180				AHP Housing Fund 15, LLC	DE	NIA	Affordable Housing Partners, Inc.	Ownership	0.010	Berkshire Hathaway Inc.	NO	
			61-1690180				AHP Housing Fund 15, LLC	DE	NIA	AHP Affordable, LLC	Ownership	99.990	Berkshire Hathaway Inc.	NO	
			36-4835746				AHP Housing Fund 150, LLC	DE	NIA	Affordable Housing Partners, Inc.	Ownership	0.010	Berkshire Hathaway Inc.	NO	
			36-4835746				AHP Housing Fund 150, LLC	DE	NIA	AHP Affordable, LLC	Ownership	99.990	Berkshire Hathaway Inc.	NO	
			36-4842293				AHP Housing Fund 151, LLC	DE	NIA	Affordable Housing Partners, Inc.	Ownership	0.010	Berkshire Hathaway Inc.	NO	

53.93

ANNUAL STATEMENT FOR THE YEAR 2023 OF THE General Re Life Corporation

**SCHEDULE Y**

**PART 1A - DETAIL OF INSURANCE HOLDING COMPANY SYSTEM**

1	2	3	4	5	6	7	8	9	10	11	12	13	14	15	16
Group Code	Group Name	NAIC Company Code	ID Number	Federal RSSD	CIK	Name of Securities Exchange if Publicly Traded (U.S. or International)	Names of Parent, Subsidiaries Or Affiliates	Domiciliary Location	Relationship to Reporting Entity	Directly Controlled by (Name of Entity/Person)	Type of Control (Ownership, Board, Management, Attorney-in-Fact, Influence, Other)	If Control is Ownership Provide Percentage	Ultimate Controlling Entity(ies)/Person(s)	Is an SCA Filing Required? (Yes/No)	*
			36-4842293				AHP Housing Fund 151, LLC	DE	NIA	AHP Affordable, LLC	Ownership	99.990	Berkshire Hathaway Inc.	NO	
			36-4842314				AHP Housing Fund 152, LLC	DE	NIA	Affordable Housing Partners, Inc.	Ownership	0.010	Berkshire Hathaway Inc.	NO	
			36-4842314				AHP Housing Fund 152, LLC	DE	NIA	AHP Affordable, LLC	Ownership	99.990	Berkshire Hathaway Inc.	NO	
			36-4842426				AHP Housing Fund 153, LLC	DE	NIA	Affordable Housing Partners, Inc.	Ownership	0.010	Berkshire Hathaway Inc.	NO	
			36-4842426				AHP Housing Fund 153, LLC	DE	NIA	AHP Affordable, LLC	Ownership	99.990	Berkshire Hathaway Inc.	NO	
			30-0947059				AHP Housing Fund 154, LLC	DE	NIA	Affordable Housing Partners, Inc.	Ownership	0.010	Berkshire Hathaway Inc.	NO	
			30-0947059				AHP Housing Fund 154, LLC	DE	NIA	AHP Affordable, LLC	Ownership	99.990	Berkshire Hathaway Inc.	NO	
			37-1832512				AHP Housing Fund 155, LLC	DE	NIA	Affordable Housing Partners, Inc.	Ownership	0.010	Berkshire Hathaway Inc.	NO	
			37-1832512				AHP Housing Fund 155, LLC	DE	NIA	AHP Affordable, LLC	Ownership	99.990	Berkshire Hathaway Inc.	NO	
			30-0947318				AHP Housing Fund 156, LLC	DE	NIA	Affordable Housing Partners, Inc.	Ownership	0.010	Berkshire Hathaway Inc.	NO	
			30-0947318				AHP Housing Fund 156, LLC	DE	NIA	AHP Affordable, LLC	Ownership	99.990	Berkshire Hathaway Inc.	NO	
			35-2567644				AHP Housing Fund 157, LLC	DE	NIA	Affordable Housing Partners, Inc.	Ownership	0.010	Berkshire Hathaway Inc.	NO	
			35-2567644				AHP Housing Fund 157, LLC	DE	NIA	AHP Affordable, LLC	Ownership	99.990	Berkshire Hathaway Inc.	NO	
			61-1798765				AHP Housing Fund 158, LLC	DE	NIA	Affordable Housing Partners, Inc.	Ownership	0.010	Berkshire Hathaway Inc.	NO	
			61-1798765				AHP Housing Fund 158, LLC	DE	NIA	AHP Affordable, LLC	Ownership	99.990	Berkshire Hathaway Inc.	NO	
			61-1798912				AHP Housing Fund 159, LLC	DE	NIA	Affordable Housing Partners, Inc.	Ownership	0.010	Berkshire Hathaway Inc.	NO	
			61-1798912				AHP Housing Fund 159, LLC	DE	NIA	AHP Affordable, LLC	Ownership	99.990	Berkshire Hathaway Inc.	NO	
			37-1700908				AHP Housing Fund 16, LLC	DE	NIA	Affordable Housing Partners, Inc.	Ownership	0.010	Berkshire Hathaway Inc.	NO	
			37-1700908				AHP Housing Fund 16, LLC	DE	NIA	AHP Affordable, LLC	Ownership	99.990	Berkshire Hathaway Inc.	NO	
			30-0947814				AHP Housing Fund 160, LLC	DE	NIA	Affordable Housing Partners, Inc.	Ownership	0.010	Berkshire Hathaway Inc.	NO	
			30-0947814				AHP Housing Fund 160, LLC	DE	NIA	AHP Affordable, LLC	Ownership	99.990	Berkshire Hathaway Inc.	NO	
			35-2491061				AHP Housing Fund 161, LLC	DE	NIA	Affordable Housing Partners, Inc.	Ownership	0.010	Berkshire Hathaway Inc.	NO	
			35-2491061				AHP Housing Fund 161, LLC	DE	NIA	AHP Affordable, LLC	Ownership	99.990	Berkshire Hathaway Inc.	NO	
			46-4238510				AHP Housing Fund 162, LLC	DE	NIA	Affordable Housing Partners, Inc.	Ownership	0.010	Berkshire Hathaway Inc.	NO	
			46-4238510				AHP Housing Fund 162, LLC	DE	NIA	AHP Affordable, LLC	Ownership	99.990	Berkshire Hathaway Inc.	NO	
			38-4024191				AHP Housing Fund 163, LLC	DE	NIA	Affordable Housing Partners, Inc.	Ownership	0.010	Berkshire Hathaway Inc.	NO	
			38-4024191				AHP Housing Fund 163, LLC	DE	NIA	AHP Affordable, LLC	Ownership	99.990	Berkshire Hathaway Inc.	NO	
			35-2582442				AHP Housing Fund 164, LLC	DE	NIA	Affordable Housing Partners, Inc.	Ownership	0.010	Berkshire Hathaway Inc.	NO	
			35-2582442				AHP Housing Fund 164, LLC	DE	NIA	AHP Affordable, LLC	Ownership	99.990	Berkshire Hathaway Inc.	NO	
			30-0964699				AHP Housing Fund 165, LLC	DE	NIA	Affordable Housing Partners, Inc.	Ownership	0.010	Berkshire Hathaway Inc.	NO	
			30-0964699				AHP Housing Fund 165, LLC	DE	NIA	AHP Affordable, LLC	Ownership	99.990	Berkshire Hathaway Inc.	NO	
			38-4024696				AHP Housing Fund 166, LLC	DE	NIA	Affordable Housing Partners, Inc.	Ownership	0.010	Berkshire Hathaway Inc.	NO	
			38-4024696				AHP Housing Fund 166, LLC	DE	NIA	AHP Affordable, LLC	Ownership	99.990	Berkshire Hathaway Inc.	NO	
			38-4857260				AHP Housing Fund 167, LLC	DE	NIA	Affordable Housing Partners, Inc.	Ownership	0.010	Berkshire Hathaway Inc.	NO	
			38-4857260				AHP Housing Fund 167, LLC	DE	NIA	AHP Affordable, LLC	Ownership	99.990	Berkshire Hathaway Inc.	NO	
			36-4857493				AHP Housing Fund 168, LLC	DE	NIA	Affordable Housing Partners, Inc.	Ownership	0.010	Berkshire Hathaway Inc.	NO	
			36-4857493				AHP Housing Fund 168, LLC	DE	NIA	AHP Affordable, LLC	Ownership	99.990	Berkshire Hathaway Inc.	NO	
			37-1848411				AHP Housing Fund 169, LLC	DE	NIA	Affordable Housing Partners, Inc.	Ownership	0.010	Berkshire Hathaway Inc.	NO	
			37-1848411				AHP Housing Fund 169, LLC	DE	NIA	AHP Affordable, LLC	Ownership	99.990	Berkshire Hathaway Inc.	NO	
			36-4740813				AHP Housing Fund 17, LLC	DE	NIA	Affordable Housing Partners, Inc.	Ownership	0.010	Berkshire Hathaway Inc.	NO	
			36-4740813				AHP Housing Fund 17, LLC	DE	NIA	AHP Affordable, LLC	Ownership	99.990	Berkshire Hathaway Inc.	NO	
			61-1813824				AHP Housing Fund 170, LLC	DE	NIA	Affordable Housing Partners, Inc.	Ownership	0.010	Berkshire Hathaway Inc.	NO	
			61-1813824				AHP Housing Fund 170, LLC	DE	NIA	AHP Affordable, LLC	Ownership	99.990	Berkshire Hathaway Inc.	NO	
			35-2593800				AHP Housing Fund 171, LLC	DE	NIA	Affordable Housing Partners, Inc.	Ownership	0.010	Berkshire Hathaway Inc.	NO	
			35-2593800				AHP Housing Fund 171, LLC	DE	NIA	AHP Affordable, LLC	Ownership	99.990	Berkshire Hathaway Inc.	NO	
			38-4036461				AHP Housing Fund 172, LLC	DE	NIA	Affordable Housing Partners, Inc.	Ownership	0.010	Berkshire Hathaway Inc.	NO	
			38-4036461				AHP Housing Fund 172, LLC	DE	NIA	AHP Affordable, LLC	Ownership	99.990	Berkshire Hathaway Inc.	NO	
			37-1858216				AHP Housing Fund 173, LLC	DE	NIA	Affordable Housing Partners, Inc.	Ownership	0.010	Berkshire Hathaway Inc.	NO	
			37-1858216				AHP Housing Fund 173, LLC	DE	NIA	AHP Affordable, LLC	Ownership	99.990	Berkshire Hathaway Inc.	NO	

53.94

ANNUAL STATEMENT FOR THE YEAR 2023 OF THE General Re Life Corporation

**SCHEDULE Y**  
**PART 1A - DETAIL OF INSURANCE HOLDING COMPANY SYSTEM**

1	2	3	4	5	6	7	8	9	10	11	12	13	14	15	16
Group Code	Group Name	NAIC Company Code	ID Number	Federal RSSD	CIK	Name of Securities Exchange if Publicly Traded (U.S. or International)	Names of Parent, Subsidiaries Or Affiliates	Domiciliary Location	Relationship to Reporting Entity	Directly Controlled by (Name of Entity/Person)	Type of Control (Ownership, Board, Management, Attorney-in-Fact, Influence, Other)	If Control is Ownership Provide Percentage	Ultimate Controlling Entity(ies)/Person(s)	Is an SCA Filing Required? (Yes/No)	*
			32-0531818				AHP Housing Fund 174, LLC	DE	NIA	Affordable Housing Partners, Inc.	Ownership	0.010	Berkshire Hathaway Inc.	NO	
			32-0531818				AHP Housing Fund 174, LLC	DE	NIA	AHP Affordable, LLC	Ownership	99.990	Berkshire Hathaway Inc.	NO	
			30-0990079				AHP Housing Fund 175, LLC	DE	NIA	Affordable Housing Partners, Inc.	Ownership	0.010	Berkshire Hathaway Inc.	NO	
			30-0990079				AHP Housing Fund 175, LLC	DE	NIA	AHP Affordable, LLC	Ownership	99.990	Berkshire Hathaway Inc.	NO	
			61-1845503				AHP Housing Fund 176, LLC	DE	NIA	Affordable Housing Partners, Inc.	Ownership	0.010	Berkshire Hathaway Inc.	NO	
			61-1845503				AHP Housing Fund 176, LLC	DE	NIA	AHP Affordable, LLC	Ownership	99.990	Berkshire Hathaway Inc.	NO	
			61-1845676				AHP Housing Fund 177, LLC	DE	NIA	Affordable Housing Partners, Inc.	Ownership	0.010	Berkshire Hathaway Inc.	NO	
			61-1845676				AHP Housing Fund 177, LLC	DE	NIA	AHP Affordable, LLC	Ownership	99.990	Berkshire Hathaway Inc.	NO	
			32-0532426				AHP Housing Fund 178, LLC	DE	NIA	Affordable Housing Partners, Inc.	Ownership	0.010	Berkshire Hathaway Inc.	NO	
			32-0532426				AHP Housing Fund 178, LLC	DE	NIA	AHP Affordable, LLC	Ownership	99.990	Berkshire Hathaway Inc.	NO	
			32-0532581				AHP Housing Fund 179, LLC	DE	NIA	Affordable Housing Partners, Inc.	Ownership	0.010	Berkshire Hathaway Inc.	NO	
			32-0532581				AHP Housing Fund 179, LLC	DE	NIA	AHP Affordable, LLC	Ownership	99.990	Berkshire Hathaway Inc.	NO	
			30-0748965				AHP Housing Fund 18, LLC	DE	NIA	Affordable Housing Partners, Inc.	Ownership	0.010	Berkshire Hathaway Inc.	NO	
			30-0748965				AHP Housing Fund 18, LLC	DE	NIA	AHP Affordable, LLC	Ownership	99.990	Berkshire Hathaway Inc.	NO	
			37-1859285				AHP Housing Fund 180, LLC	DE	NIA	Affordable Housing Partners, Inc.	Ownership	0.010	Berkshire Hathaway Inc.	NO	
			37-1859285				AHP Housing Fund 180, LLC	DE	NIA	AHP Affordable, LLC	Ownership	99.990	Berkshire Hathaway Inc.	NO	
			61-1850267				AHP Housing Fund 181, LLC	DE	NIA	Affordable Housing Partners, Inc.	Ownership	0.010	Berkshire Hathaway Inc.	NO	
			61-1850267				AHP Housing Fund 181, LLC	DE	NIA	AHP Affordable, LLC	Ownership	99.990	Berkshire Hathaway Inc.	NO	
			61-1850458				AHP Housing Fund 182, LLC	DE	NIA	Affordable Housing Partners, Inc.	Ownership	0.010	Berkshire Hathaway Inc.	NO	
			61-1850458				AHP Housing Fund 182, LLC	DE	NIA	AHP Affordable, LLC	Ownership	99.990	Berkshire Hathaway Inc.	NO	
			37-1863788				AHP Housing Fund 183, LLC	DE	NIA	Affordable Housing Partners, Inc.	Ownership	0.010	Berkshire Hathaway Inc.	NO	
			37-1863788				AHP Housing Fund 183, LLC	DE	NIA	AHP Affordable, LLC	Ownership	99.990	Berkshire Hathaway Inc.	NO	
			32-0537244				AHP Housing Fund 184, LLC	DE	NIA	AHP 1, L.P.	Ownership	0.010	Berkshire Hathaway Inc.	NO	
			32-0537244				AHP Housing Fund 184, LLC	DE	NIA	National Indemnity Company	Ownership	99.990	Berkshire Hathaway Inc.	NO	
			36-4873049				AHP Housing Fund 185, LLC	DE	NIA	Affordable Housing Partners, Inc.	Ownership	0.010	Berkshire Hathaway Inc.	NO	
			36-4873049				AHP Housing Fund 185, LLC	DE	NIA	AHP Affordable, LLC	Ownership	99.990	Berkshire Hathaway Inc.	NO	
			37-1864239				AHP Housing Fund 186, LLC	DE	NIA	Affordable Housing Partners, Inc.	Ownership	0.010	Berkshire Hathaway Inc.	NO	
			37-1864239				AHP Housing Fund 186, LLC	DE	NIA	AHP Affordable, LLC	Ownership	99.990	Berkshire Hathaway Inc.	NO	
			35-2600509				AHP Housing Fund 187, LLC	DE	NIA	Affordable Housing Partners, Inc.	Ownership	0.010	Berkshire Hathaway Inc.	NO	
			35-2600509				AHP Housing Fund 187, LLC	DE	NIA	AHP Affordable, LLC	Ownership	99.990	Berkshire Hathaway Inc.	NO	
			61-1851088				AHP Housing Fund 188, LLC	DE	NIA	Affordable Housing Partners, Inc.	Ownership	0.010	Berkshire Hathaway Inc.	NO	
			61-1851088				AHP Housing Fund 188, LLC	DE	NIA	AHP Affordable, LLC	Ownership	99.990	Berkshire Hathaway Inc.	NO	
			35-2600835				AHP Housing Fund 189, LLC	DE	NIA	Affordable Housing Partners, Inc.	Ownership	0.010	Berkshire Hathaway Inc.	NO	
			35-2600835				AHP Housing Fund 189, LLC	DE	NIA	AHP Affordable, LLC	Ownership	99.990	Berkshire Hathaway Inc.	NO	
			36-4741393				AHP Housing Fund 19, LLC	DE	NIA	Affordable Housing Partners, Inc.	Ownership	0.010	Berkshire Hathaway Inc.	NO	
			36-4741393				AHP Housing Fund 19, LLC	DE	NIA	AHP Affordable, LLC	Ownership	99.990	Berkshire Hathaway Inc.	NO	
			35-2600897				AHP Housing Fund 190, LLC	DE	NIA	Affordable Housing Partners, Inc.	Ownership	0.010	Berkshire Hathaway Inc.	NO	
			35-2600897				AHP Housing Fund 190, LLC	DE	NIA	AHP Affordable, LLC	Ownership	99.990	Berkshire Hathaway Inc.	NO	
			61-1854168				AHP Housing Fund 191, LLC	DE	NIA	Affordable Housing Partners, Inc.	Ownership	0.010	Berkshire Hathaway Inc.	NO	
			61-1854168				AHP Housing Fund 191, LLC	DE	NIA	AHP Affordable, LLC	Ownership	99.990	Berkshire Hathaway Inc.	NO	
			37-1867732				AHP Housing Fund 192, LLC	DE	NIA	Affordable Housing Partners, Inc.	Ownership	0.010	Berkshire Hathaway Inc.	NO	
			37-1867732				AHP Housing Fund 192, LLC	DE	NIA	AHP Affordable, LLC	Ownership	99.990	Berkshire Hathaway Inc.	NO	
			32-0541198				AHP Housing Fund 193, LLC	DE	NIA	Affordable Housing Partners, Inc.	Ownership	0.010	Berkshire Hathaway Inc.	NO	
			32-0541198				AHP Housing Fund 193, LLC	DE	NIA	AHP Affordable, LLC	Ownership	99.990	Berkshire Hathaway Inc.	NO	
			32-0541366				AHP Housing Fund 194, LLC	DE	NIA	Affordable Housing Partners, Inc.	Ownership	0.010	Berkshire Hathaway Inc.	NO	
			32-0541366				AHP Housing Fund 194, LLC	DE	NIA	AHP Affordable, LLC	Ownership	99.990	Berkshire Hathaway Inc.	NO	
			61-1854560				AHP Housing Fund 195, LLC	DE	NIA	Affordable Housing Partners, Inc.	Ownership	0.010	Berkshire Hathaway Inc.	NO	
			61-1854560				AHP Housing Fund 195, LLC	DE	NIA	AHP Affordable, LLC	Ownership	99.990	Berkshire Hathaway Inc.	NO	
			36-4876802				AHP Housing Fund 196, LLC	DE	NIA	Affordable Housing Partners, Inc.	Ownership	0.010	Berkshire Hathaway Inc.	NO	

53.95

ANNUAL STATEMENT FOR THE YEAR 2023 OF THE General Re Life Corporation

**SCHEDULE Y**

**PART 1A - DETAIL OF INSURANCE HOLDING COMPANY SYSTEM**

1	2	3	4	5	6	7	8	9	10	11	12	13	14	15	16
Group Code	Group Name	NAIC Company Code	ID Number	Federal RSSD	CIK	Name of Securities Exchange if Publicly Traded (U.S. or International)	Names of Parent, Subsidiaries Or Affiliates	Domiciliary Location	Relationship to Reporting Entity	Directly Controlled by (Name of Entity/Person)	Type of Control (Ownership, Board, Management, Attorney-in-Fact, Influence, Other)	If Control is Ownership Provide Percentage	Ultimate Controlling Entity(ies)/Person(s)	Is an SCA Filing Required? (Yes/No)	*
			36-4876802				AHP Housing Fund 196, LLC	DE	NIA	AHP Affordable, LLC	Ownership	99.990	Berkshire Hathaway Inc.	NO	
			36-4876946				AHP Housing Fund 197, LLC	DE	NIA	Affordable Housing Partners, Inc.	Ownership	0.010	Berkshire Hathaway Inc.	NO	
			36-4876946				AHP Housing Fund 197, LLC	DE	NIA	AHP Affordable, LLC	Ownership	99.990	Berkshire Hathaway Inc.	NO	
			35-2604512				AHP Housing Fund 198, LLC	DE	NIA	Affordable Housing Partners, Inc.	Ownership	0.010	Berkshire Hathaway Inc.	NO	
			35-2604512				AHP Housing Fund 198, LLC	DE	NIA	AHP Affordable, LLC	Ownership	99.990	Berkshire Hathaway Inc.	NO	
			32-0541824				AHP Housing Fund 199, LLC	DE	NIA	Affordable Housing Partners, Inc.	Ownership	0.010	Berkshire Hathaway Inc.	NO	
			32-0541824				AHP Housing Fund 199, LLC	DE	NIA	AHP Affordable, LLC	Ownership	99.990	Berkshire Hathaway Inc.	NO	
			30-0741786				AHP Housing Fund 2, LLC	NV	NIA	Affordable Housing Partners, Inc.	Ownership	0.010	Berkshire Hathaway Inc.	NO	
			30-0741786				AHP Housing Fund 2, LLC	NV	NIA	AHP Affordable, LLC	Ownership	99.990	Berkshire Hathaway Inc.	NO	
			37-1701500				AHP Housing Fund 20, LLC	DE	NIA	Affordable Housing Partners, Inc.	Ownership	0.010	Berkshire Hathaway Inc.	NO	
			37-1701500				AHP Housing Fund 20, LLC	DE	NIA	AHP Affordable, LLC	Ownership	99.990	Berkshire Hathaway Inc.	NO	
			35-2604877				AHP Housing Fund 200, LLC	DE	NIA	Affordable Housing Partners, Inc.	Ownership	0.010	Berkshire Hathaway Inc.	NO	
			35-2604877				AHP Housing Fund 200, LLC	DE	NIA	AHP Affordable, LLC	Ownership	99.990	Berkshire Hathaway Inc.	NO	
			36-4897520				AHP Housing Fund 201, LLC	DE	NIA	Affordable Housing Partners, Inc.	Ownership	0.010	Berkshire Hathaway Inc.	NO	
			36-4897520				AHP Housing Fund 201, LLC	DE	NIA	AHP Affordable, LLC	Ownership	99.990	Berkshire Hathaway Inc.	NO	
			36-4897649				AHP Housing Fund 202, LLC	DE	NIA	Affordable Housing Partners, Inc.	Ownership	0.010	Berkshire Hathaway Inc.	NO	
			36-4897649				AHP Housing Fund 202, LLC	DE	NIA	AHP Affordable, LLC	Ownership	99.990	Berkshire Hathaway Inc.	NO	
			36-4900671				AHP Housing Fund 203, LLC	DE	NIA	Affordable Housing Partners, Inc.	Ownership	0.010	Berkshire Hathaway Inc.	NO	
			36-4900671				AHP Housing Fund 203, LLC	DE	NIA	AHP Affordable, LLC	Ownership	99.990	Berkshire Hathaway Inc.	NO	
			36-4897942				AHP Housing Fund 204, LLC	DE	NIA	Affordable Housing Partners, Inc.	Ownership	0.010	Berkshire Hathaway Inc.	NO	
			36-4897942				AHP Housing Fund 204, LLC	DE	NIA	AHP Affordable, LLC	Ownership	99.990	Berkshire Hathaway Inc.	NO	
			36-4900778				AHP Housing Fund 205, LLC	DE	NIA	Affordable Housing Partners, Inc.	Ownership	0.010	Berkshire Hathaway Inc.	NO	
			36-4900778				AHP Housing Fund 205, LLC	DE	NIA	AHP Affordable, LLC	Ownership	99.990	Berkshire Hathaway Inc.	NO	
			30-1107271				AHP Housing Fund 206, LLC	DE	NIA	Affordable Housing Partners, Inc.	Ownership	0.010	Berkshire Hathaway Inc.	NO	
			30-1107271				AHP Housing Fund 206, LLC	DE	NIA	AHP Affordable, LLC	Ownership	99.990	Berkshire Hathaway Inc.	NO	
			61-1896469				AHP Housing Fund 207, LLC	DE	NIA	Affordable Housing Partners, Inc.	Ownership	0.010	Berkshire Hathaway Inc.	NO	
			61-1896469				AHP Housing Fund 207, LLC	DE	NIA	AHP Affordable, LLC	Ownership	99.990	Berkshire Hathaway Inc.	NO	
			35-2634705				AHP Housing Fund 208, LLC	DE	NIA	AHP 1, L.P.	Ownership	0.010	Berkshire Hathaway Inc.	NO	
			35-2634705				AHP Housing Fund 208, LLC	DE	NIA	National Indemnity Company	Ownership	99.990	Berkshire Hathaway Inc.	NO	
			38-4088215				AHP Housing Fund 209, LLC	DE	NIA	Affordable Housing Partners, Inc.	Ownership	0.010	Berkshire Hathaway Inc.	NO	
			38-4088215				AHP Housing Fund 209, LLC	DE	NIA	AHP Affordable, LLC	Ownership	99.990	Berkshire Hathaway Inc.	NO	
			36-4745479				AHP Housing Fund 21, LLC	DE	NIA	Affordable Housing Partners, Inc.	Ownership	0.010	Berkshire Hathaway Inc.	NO	
			36-4745479				AHP Housing Fund 21, LLC	DE	NIA	AHP Affordable, LLC	Ownership	99.990	Berkshire Hathaway Inc.	NO	
			38-4088238				AHP Housing Fund 210, LLC	DE	NIA	Affordable Housing Partners, Inc.	Ownership	0.010	Berkshire Hathaway Inc.	NO	
			38-4088238				AHP Housing Fund 210, LLC	DE	NIA	AHP Affordable, LLC	Ownership	99.990	Berkshire Hathaway Inc.	NO	
			32-0582475				AHP Housing Fund 211, LLC	DE	NIA	Affordable Housing Partners, Inc.	Ownership	0.010	Berkshire Hathaway Inc.	NO	
			32-0582475				AHP Housing Fund 211, LLC	DE	NIA	AHP Affordable, LLC	Ownership	99.990	Berkshire Hathaway Inc.	NO	
			32-0582664				AHP Housing Fund 212, LLC	DE	NIA	Affordable Housing Partners, Inc.	Ownership	0.010	Berkshire Hathaway Inc.	NO	
			32-0582664				AHP Housing Fund 212, LLC	DE	NIA	AHP Affordable, LLC	Ownership	99.990	Berkshire Hathaway Inc.	NO	
			61-1905812				AHP Housing Fund 213, LLC	DE	NIA	Affordable Housing Partners, Inc.	Ownership	0.010	Berkshire Hathaway Inc.	NO	
			61-1905812				AHP Housing Fund 213, LLC	DE	NIA	AHP Affordable, LLC	Ownership	99.990	Berkshire Hathaway Inc.	NO	
			61-1905979				AHP Housing Fund 214, LLC	DE	NIA	Affordable Housing Partners, Inc.	Ownership	0.010	Berkshire Hathaway Inc.	NO	
			61-1905979				AHP Housing Fund 214, LLC	DE	NIA	AHP Affordable, LLC	Ownership	99.990	Berkshire Hathaway Inc.	NO	
			38-4097948				AHP Housing Fund 215, LLC	DE	NIA	Affordable Housing Partners, Inc.	Ownership	0.010	Berkshire Hathaway Inc.	NO	
			38-4097948				AHP Housing Fund 215, LLC	DE	NIA	AHP Affordable, LLC	Ownership	99.990	Berkshire Hathaway Inc.	NO	
			37-1927033				AHP Housing Fund 216, LLC	DE	NIA	Affordable Housing Partners, Inc.	Ownership	0.010	Berkshire Hathaway Inc.	NO	
			37-1927033				AHP Housing Fund 216, LLC	DE	NIA	AHP Affordable, LLC	Ownership	99.990	Berkshire Hathaway Inc.	NO	
			38-4105218				AHP Housing Fund 217, LLC	DE	NIA	Affordable Housing Partners, Inc.	Ownership	0.010	Berkshire Hathaway Inc.	NO	
			38-4105218				AHP Housing Fund 217, LLC	DE	NIA	AHP Affordable, LLC	Ownership	99.990	Berkshire Hathaway Inc.	NO	

53.96

ANNUAL STATEMENT FOR THE YEAR 2023 OF THE General Re Life Corporation

**SCHEDULE Y**

**PART 1A - DETAIL OF INSURANCE HOLDING COMPANY SYSTEM**

1	2	3	4	5	6	7	8	9	10	11	12	13	14	15	16
Group Code	Group Name	NAIC Company Code	ID Number	Federal RSSD	CIK	Name of Securities Exchange if Publicly Traded (U.S. or International)	Names of Parent, Subsidiaries Or Affiliates	Domiciliary Location	Relationship to Reporting Entity	Directly Controlled by (Name of Entity/Person)	Type of Control (Ownership, Board, Management, Attorney-in-Fact, Influence, Other)	If Control is Ownership Provide Percentage	Ultimate Controlling Entity(ies)/Person(s)	Is an SCA Filing Required? (Yes/No)	*
			35-2656517				AHP Housing Fund 218, LLC	DE	NIA	Affordable Housing Partners, Inc.	Ownership	0.010	Berkshire Hathaway Inc.	NO	
			35-2656517				AHP Housing Fund 218, LLC	DE	NIA	AHP Affordable, LLC	Ownership	99.990	Berkshire Hathaway Inc.	NO	
			30-1168040				AHP Housing Fund 219, LLC	DE	NIA	AHP 1, L.P.	Ownership	0.010	Berkshire Hathaway Inc.	NO	
			30-1168040				AHP Housing Fund 219, LLC	DE	NIA	National Indemnity Company	Ownership	99.990	Berkshire Hathaway Inc.	NO	
			30-0753286				AHP Housing Fund 22, LLC	DE	NIA	Affordable Housing Partners, Inc.	Ownership	0.010	Berkshire Hathaway Inc.	NO	
			30-0753286				AHP Housing Fund 22, LLC	DE	NIA	AHP Affordable, LLC	Ownership	99.990	Berkshire Hathaway Inc.	NO	
			35-2652105				AHP Housing Fund 220, LLC	DE	NIA	AHP 1, L.P.	Ownership	0.010	Berkshire Hathaway Inc.	NO	
			35-2652105				AHP Housing Fund 220, LLC	DE	NIA	National Indemnity Company	Ownership	99.990	Berkshire Hathaway Inc.	NO	
			36-4937921				AHP Housing Fund 221, LLC	DE	NIA	Affordable Housing Partners, Inc.	Ownership	0.010	Berkshire Hathaway Inc.	NO	
			36-4937921				AHP Housing Fund 221, LLC	DE	NIA	AHP Affordable, LLC	Ownership	99.990	Berkshire Hathaway Inc.	NO	
			35-2661435				AHP Housing Fund 222, LLC	DE	NIA	Affordable Housing Partners, Inc.	Ownership	0.010	Berkshire Hathaway Inc.	NO	
			35-2661435				AHP Housing Fund 222, LLC	DE	NIA	AHP Affordable, LLC	Ownership	99.990	Berkshire Hathaway Inc.	NO	
			32-0599451				AHP Housing Fund 223, LLC	DE	NIA	AHP 1, L.P.	Ownership	0.010	Berkshire Hathaway Inc.	NO	
			32-0599451				AHP Housing Fund 223, LLC	DE	NIA	National Indemnity Company	Ownership	99.990	Berkshire Hathaway Inc.	NO	
			32-0599607				AHP Housing Fund 224, LLC	DE	NIA	Affordable Housing Partners, Inc.	Ownership	0.010	Berkshire Hathaway Inc.	NO	
			32-0599607				AHP Housing Fund 224, LLC	DE	NIA	AHP Affordable, LLC	Ownership	99.990	Berkshire Hathaway Inc.	NO	
			61-1930521				AHP Housing Fund 225, LLC	DE	NIA	Affordable Housing Partners, Inc.	Ownership	0.010	Berkshire Hathaway Inc.	NO	
			61-1930521				AHP Housing Fund 225, LLC	DE	NIA	AHP Affordable, LLC	Ownership	99.990	Berkshire Hathaway Inc.	NO	
			84-2794759				AHP Housing Fund 226, LLC	DE	NIA	Affordable Housing Partners, Inc.	Ownership	0.010	Berkshire Hathaway Inc.	NO	
			84-2794759				AHP Housing Fund 226, LLC	DE	NIA	AHP Affordable, LLC	Ownership	99.990	Berkshire Hathaway Inc.	NO	
			84-2810128				AHP Housing Fund 227, LLC	DE	NIA	Affordable Housing Partners, Inc.	Ownership	0.010	Berkshire Hathaway Inc.	NO	
			84-2810128				AHP Housing Fund 227, LLC	DE	NIA	AHP Affordable, LLC	Ownership	99.990	Berkshire Hathaway Inc.	NO	
			84-2825744				AHP Housing Fund 228, LLC	DE	NIA	Affordable Housing Partners, Inc.	Ownership	0.010	Berkshire Hathaway Inc.	NO	
			84-2825744				AHP Housing Fund 228, LLC	DE	NIA	AHP Affordable, LLC	Ownership	99.990	Berkshire Hathaway Inc.	NO	
			84-2848647				AHP Housing Fund 229, LLC	DE	NIA	Affordable Housing Partners, Inc.	Ownership	0.010	Berkshire Hathaway Inc.	NO	
			84-2848647				AHP Housing Fund 229, LLC	DE	NIA	AHP Affordable, LLC	Ownership	99.990	Berkshire Hathaway Inc.	NO	
			61-1696001				AHP Housing Fund 23, LLC	DE	NIA	Affordable Housing Partners, Inc.	Ownership	0.010	Berkshire Hathaway Inc.	NO	
			61-1696001				AHP Housing Fund 23, LLC	DE	NIA	AHP Affordable, LLC	Ownership	99.990	Berkshire Hathaway Inc.	NO	
			84-2867804				AHP Housing Fund 230, LLC	DE	NIA	Affordable Housing Partners, Inc.	Ownership	0.010	Berkshire Hathaway Inc.	NO	
			84-2867804				AHP Housing Fund 230, LLC	DE	NIA	AHP Affordable, LLC	Ownership	99.990	Berkshire Hathaway Inc.	NO	
			84-2964143				AHP Housing Fund 231, LLC	DE	NIA	Affordable Housing Partners, Inc.	Ownership	0.010	Berkshire Hathaway Inc.	NO	
			84-2964143				AHP Housing Fund 231, LLC	DE	NIA	AHP Affordable, LLC	Ownership	99.990	Berkshire Hathaway Inc.	NO	
			84-2983350				AHP Housing Fund 232, LLC	DE	NIA	Affordable Housing Partners, Inc.	Ownership	0.010	Berkshire Hathaway Inc.	NO	
			84-2983350				AHP Housing Fund 232, LLC	DE	NIA	AHP Affordable, LLC	Ownership	99.990	Berkshire Hathaway Inc.	NO	
			84-3003311				AHP Housing Fund 233, LLC	DE	NIA	Affordable Housing Partners, Inc.	Ownership	0.010	Berkshire Hathaway Inc.	NO	
			84-3003311				AHP Housing Fund 233, LLC	DE	NIA	AHP Affordable, LLC	Ownership	99.990	Berkshire Hathaway Inc.	NO	
			84-3019674				AHP Housing Fund 234, LLC	DE	NIA	Affordable Housing Partners, Inc.	Ownership	0.010	Berkshire Hathaway Inc.	NO	
			84-3019674				AHP Housing Fund 234, LLC	DE	NIA	AHP Affordable, LLC	Ownership	99.990	Berkshire Hathaway Inc.	NO	
			84-3034854				AHP Housing Fund 235, LLC	DE	NIA	Affordable Housing Partners, Inc.	Ownership	0.010	Berkshire Hathaway Inc.	NO	
			84-3034854				AHP Housing Fund 235, LLC	DE	NIA	AHP Affordable, LLC	Ownership	99.990	Berkshire Hathaway Inc.	NO	
			84-3068466				AHP Housing Fund 236, LLC	DE	NIA	Affordable Housing Partners, Inc.	Ownership	0.010	Berkshire Hathaway Inc.	NO	
			84-3068466				AHP Housing Fund 236, LLC	DE	NIA	AHP Affordable, LLC	Ownership	99.990	Berkshire Hathaway Inc.	NO	
			84-3087573				AHP Housing Fund 237, LLC	DE	NIA	Affordable Housing Partners, Inc.	Ownership	0.010	Berkshire Hathaway Inc.	NO	
			84-3087573				AHP Housing Fund 237, LLC	DE	NIA	AHP Affordable, LLC	Ownership	99.990	Berkshire Hathaway Inc.	NO	
			84-3098398				AHP Housing Fund 238, LLC	DE	NIA	Affordable Housing Partners, Inc.	Ownership	0.010	Berkshire Hathaway Inc.	NO	
			84-3098398				AHP Housing Fund 238, LLC	DE	NIA	AHP Affordable, LLC	Ownership	99.990	Berkshire Hathaway Inc.	NO	
			84-3146518				AHP Housing Fund 239, LLC	DE	NIA	Affordable Housing Partners, Inc.	Ownership	0.010	Berkshire Hathaway Inc.	NO	
			84-3146518				AHP Housing Fund 239, LLC	DE	NIA	AHP Affordable, LLC	Ownership	99.990	Berkshire Hathaway Inc.	NO	
			38-3889831				AHP Housing Fund 24, LLC	DE	NIA	Affordable Housing Partners, Inc.	Ownership	0.010	Berkshire Hathaway Inc.	NO	

53.97

ANNUAL STATEMENT FOR THE YEAR 2023 OF THE General Re Life Corporation

**SCHEDULE Y**

**PART 1A - DETAIL OF INSURANCE HOLDING COMPANY SYSTEM**

1	2	3	4	5	6	7	8	9	10	11	12	13	14	15	16
Group Code	Group Name	NAIC Company Code	ID Number	Federal RSSD	CIK	Name of Securities Exchange if Publicly Traded (U.S. or International)	Names of Parent, Subsidiaries Or Affiliates	Domiciliary Location	Relationship to Reporting Entity	Directly Controlled by (Name of Entity/Person)	Type of Control (Ownership, Board, Management, Attorney-in-Fact, Influence, Other)	If Control is Ownership Provide Percentage	Ultimate Controlling Entity(ies)/Person(s)	Is an SCA Filing Required? (Yes/No)	*
			38-3889831				AHP Housing Fund 24, LLC	DE	NIA	AHP Affordable, LLC	Ownership	99.990	Berkshire Hathaway Inc.	NO	
			84-3189470				AHP Housing Fund 240, LLC	DE	NIA	Affordable Housing Partners, Inc.	Ownership	0.010	Berkshire Hathaway Inc.	NO	
			84-3189470				AHP Housing Fund 240, LLC	DE	NIA	AHP Affordable, LLC	Ownership	99.990	Berkshire Hathaway Inc.	NO	
			84-3235687				AHP Housing Fund 241, LLC	DE	NIA	Affordable Housing Partners, Inc.	Ownership	0.010	Berkshire Hathaway Inc.	NO	
			84-3235687				AHP Housing Fund 241, LLC	DE	NIA	AHP Affordable, LLC	Ownership	99.990	Berkshire Hathaway Inc.	NO	
			84-3263777				AHP Housing Fund 242, LLC	DE	NIA	Affordable Housing Partners, Inc.	Ownership	0.010	Berkshire Hathaway Inc.	NO	
			84-3263777				AHP Housing Fund 242, LLC	DE	NIA	AHP Affordable, LLC	Ownership	99.990	Berkshire Hathaway Inc.	NO	
			84-3277026				AHP Housing Fund 243, LLC	DE	NIA	Affordable Housing Partners, Inc.	Ownership	0.010	Berkshire Hathaway Inc.	NO	
			84-3277026				AHP Housing Fund 243, LLC	DE	NIA	AHP Affordable, LLC	Ownership	99.990	Berkshire Hathaway Inc.	NO	
			84-3298481				AHP Housing Fund 244, LLC	DE	NIA	Affordable Housing Partners, Inc.	Ownership	0.010	Berkshire Hathaway Inc.	NO	
			84-3298481				AHP Housing Fund 244, LLC	DE	NIA	AHP Affordable, LLC	Ownership	99.990	Berkshire Hathaway Inc.	NO	
			84-3313603				AHP Housing Fund 245, LLC	DE	NIA	AHP 1, L.P.	Ownership	0.010	Berkshire Hathaway Inc.	NO	
			84-3313603				AHP Housing Fund 245, LLC	DE	NIA	National Indemnity Company	Ownership	99.990	Berkshire Hathaway Inc.	NO	
			84-3845054				AHP Housing Fund 246, LLC	DE	NIA	Affordable Housing Partners, Inc.	Ownership	0.010	Berkshire Hathaway Inc.	NO	
			84-3845054				AHP Housing Fund 246, LLC	DE	NIA	AHP Affordable, LLC	Ownership	99.990	Berkshire Hathaway Inc.	NO	
			84-3858393				AHP Housing Fund 247, LLC	DE	NIA	Affordable Housing Partners, Inc.	Ownership	0.010	Berkshire Hathaway Inc.	NO	
			84-3858393				AHP Housing Fund 247, LLC	DE	NIA	AHP Affordable, LLC	Ownership	99.990	Berkshire Hathaway Inc.	NO	
			84-3886928				AHP Housing Fund 248, LLC	DE	NIA	Affordable Housing Partners, Inc.	Ownership	0.010	Berkshire Hathaway Inc.	NO	
			84-3886928				AHP Housing Fund 248, LLC	DE	NIA	AHP Affordable, LLC	Ownership	99.990	Berkshire Hathaway Inc.	NO	
			84-3901367				AHP Housing Fund 249, LLC	DE	NIA	Affordable Housing Partners, Inc.	Ownership	0.010	Berkshire Hathaway Inc.	NO	
			84-3901367				AHP Housing Fund 249, LLC	DE	NIA	AHP Affordable, LLC	Ownership	99.990	Berkshire Hathaway Inc.	NO	
			32-0392000				AHP Housing Fund 25, LLC	DE	NIA	Affordable Housing Partners, Inc.	Ownership	0.010	Berkshire Hathaway Inc.	NO	
			32-0392000				AHP Housing Fund 25, LLC	DE	NIA	AHP Affordable, LLC	Ownership	99.990	Berkshire Hathaway Inc.	NO	
			84-3934683				AHP Housing Fund 250, LLC	DE	NIA	Affordable Housing Partners, Inc.	Ownership	0.010	Berkshire Hathaway Inc.	NO	
			84-3934683				AHP Housing Fund 250, LLC	DE	NIA	AHP Affordable, LLC	Ownership	99.990	Berkshire Hathaway Inc.	NO	
			84-3957809				AHP Housing Fund 251, LLC	DE	NIA	Affordable Housing Partners, Inc.	Ownership	0.010	Berkshire Hathaway Inc.	NO	
			84-3957809				AHP Housing Fund 251, LLC	DE	NIA	AHP Affordable, LLC	Ownership	99.990	Berkshire Hathaway Inc.	NO	
			84-3969639				AHP Housing Fund 252, LLC	DE	NIA	Affordable Housing Partners, Inc.	Ownership	0.010	Berkshire Hathaway Inc.	NO	
			84-3969639				AHP Housing Fund 252, LLC	DE	NIA	AHP Affordable, LLC	Ownership	99.990	Berkshire Hathaway Inc.	NO	
			84-3998016				AHP Housing Fund 253, LLC	DE	NIA	AHP 1, L.P.	Ownership	0.010	Berkshire Hathaway Inc.	NO	
			84-3998016				AHP Housing Fund 253, LLC	DE	NIA	National Indemnity Company	Ownership	99.990	Berkshire Hathaway Inc.	NO	
			84-4013926				AHP Housing Fund 254, LLC	DE	NIA	AHP 1, L.P.	Ownership	0.010	Berkshire Hathaway Inc.	NO	
			84-4013926				AHP Housing Fund 254, LLC	DE	NIA	National Indemnity Company	Ownership	99.990	Berkshire Hathaway Inc.	NO	
			84-4028519				AHP Housing Fund 255, LLC	DE	NIA	Affordable Housing Partners, Inc.	Ownership	0.010	Berkshire Hathaway Inc.	NO	
			84-4028519				AHP Housing Fund 255, LLC	DE	NIA	AHP Affordable, LLC	Ownership	99.990	Berkshire Hathaway Inc.	NO	
			85-0601585				AHP Housing Fund 256, LLC	DE	NIA	Affordable Housing Partners, Inc.	Ownership	0.010	Berkshire Hathaway Inc.	NO	
			85-0601585				AHP Housing Fund 256, LLC	DE	NIA	AHP Affordable, LLC	Ownership	99.990	Berkshire Hathaway Inc.	NO	
			85-2109161				AHP Housing Fund 257, LLC	DE	NIA	Affordable Housing Partners, Inc.	Ownership	0.010	Berkshire Hathaway Inc.	NO	
			85-2109161				AHP Housing Fund 257, LLC	DE	NIA	AHP Affordable, LLC	Ownership	99.990	Berkshire Hathaway Inc.	NO	
			85-0638355				AHP Housing Fund 258, LLC	DE	NIA	Affordable Housing Partners, Inc.	Ownership	0.010	Berkshire Hathaway Inc.	NO	
			85-0638355				AHP Housing Fund 258, LLC	DE	NIA	AHP Affordable, LLC	Ownership	99.990	Berkshire Hathaway Inc.	NO	
			85-0653472				AHP Housing Fund 259, LLC	DE	NIA	Affordable Housing Partners, Inc.	Ownership	0.010	Berkshire Hathaway Inc.	NO	
			85-0653472				AHP Housing Fund 259, LLC	DE	NIA	AHP Affordable, LLC	Ownership	99.990	Berkshire Hathaway Inc.	NO	
			61-1698204				AHP Housing Fund 26, LLC	DE	NIA	Affordable Housing Partners, Inc.	Ownership	0.010	Berkshire Hathaway Inc.	NO	
			61-1698204				AHP Housing Fund 26, LLC	DE	NIA	AHP Affordable, LLC	Ownership	99.990	Berkshire Hathaway Inc.	NO	
			85-0666262				AHP Housing Fund 260, LLC	DE	NIA	Affordable Housing Partners, Inc.	Ownership	0.010	Berkshire Hathaway Inc.	NO	
			85-0666262				AHP Housing Fund 260, LLC	DE	NIA	AHP Affordable, LLC	Ownership	99.990	Berkshire Hathaway Inc.	NO	
			85-0678113				AHP Housing Fund 261, LLC	DE	NIA	AHP 1, L.P.	Ownership	0.010	Berkshire Hathaway Inc.	NO	
			85-0678113				AHP Housing Fund 261, LLC	DE	NIA	National Indemnity Company	Ownership	99.990	Berkshire Hathaway Inc.	NO	

53.98

ANNUAL STATEMENT FOR THE YEAR 2023 OF THE General Re Life Corporation

**SCHEDULE Y**

**PART 1A - DETAIL OF INSURANCE HOLDING COMPANY SYSTEM**

1	2	3	4	5	6	7	8	9	10	11	12	13	14	15	16
Group Code	Group Name	NAIC Company Code	ID Number	Federal RSSD	CIK	Name of Securities Exchange if Publicly Traded (U.S. or International)	Names of Parent, Subsidiaries Or Affiliates	Domiciliary Location	Relationship to Reporting Entity	Directly Controlled by (Name of Entity/Person)	Type of Control (Ownership, Board, Management, Attorney-in-Fact, Influence, Other)	If Control is Ownership Provide Percentage	Ultimate Controlling Entity(ies)/Person(s)	Is an SCA Filing Required? (Yes/No)	*
			85-0689053				AHP Housing Fund 262, LLC	DE	NIA	Affordable Housing Partners, Inc.	Ownership	0.010	Berkshire Hathaway Inc.	NO	
			85-0689053				AHP Housing Fund 262, LLC	DE	NIA	AHP Affordable, LLC	Ownership	99.990	Berkshire Hathaway Inc.	NO	
			85-0703429				AHP Housing Fund 263, LLC	DE	NIA	Affordable Housing Partners, Inc.	Ownership	0.010	Berkshire Hathaway Inc.	NO	
			85-0703429				AHP Housing Fund 263, LLC	DE	NIA	AHP Affordable, LLC	Ownership	99.990	Berkshire Hathaway Inc.	NO	
			85-0717117				AHP Housing Fund 264, LLC	DE	NIA	Affordable Housing Partners, Inc.	Ownership	0.010	Berkshire Hathaway Inc.	NO	
			85-0717117				AHP Housing Fund 264, LLC	DE	NIA	AHP Affordable, LLC	Ownership	99.990	Berkshire Hathaway Inc.	NO	
			85-0731519				AHP Housing Fund 265, LLC	DE	NIA	AHP 1, L.P.	Ownership	0.010	Berkshire Hathaway Inc.	NO	
			85-0731519				AHP Housing Fund 265, LLC	DE	NIA	National Indemnity Company	Ownership	99.990	Berkshire Hathaway Inc.	NO	
			85-0744774				AHP Housing Fund 266, LLC	DE	NIA	Affordable Housing Partners, Inc.	Ownership	0.010	Berkshire Hathaway Inc.	NO	
			85-0744774				AHP Housing Fund 266, LLC	DE	NIA	AHP Affordable, LLC	Ownership	99.990	Berkshire Hathaway Inc.	NO	
			85-0756678				AHP Housing Fund 267, LLC	DE	NIA	AHP 1, L.P.	Ownership	0.010	Berkshire Hathaway Inc.	NO	
			85-0756678				AHP Housing Fund 267, LLC	DE	NIA	National Indemnity Company	Ownership	99.990	Berkshire Hathaway Inc.	NO	
			85-0773569				AHP Housing Fund 268, LLC	DE	NIA	Affordable Housing Partners, Inc.	Ownership	0.010	Berkshire Hathaway Inc.	NO	
			85-0773569				AHP Housing Fund 268, LLC	DE	NIA	AHP Affordable, LLC	Ownership	99.990	Berkshire Hathaway Inc.	NO	
			85-0788645				AHP Housing Fund 269, LLC	DE	NIA	Affordable Housing Partners, Inc.	Ownership	0.010	Berkshire Hathaway Inc.	NO	
			85-0788645				AHP Housing Fund 269, LLC	DE	NIA	AHP Affordable, LLC	Ownership	99.990	Berkshire Hathaway Inc.	NO	
			35-2460781				AHP Housing Fund 27, LLC	DE	NIA	Affordable Housing Partners, Inc.	Ownership	0.010	Berkshire Hathaway Inc.	NO	
			35-2460781				AHP Housing Fund 27, LLC	DE	NIA	AHP Affordable, LLC	Ownership	99.990	Berkshire Hathaway Inc.	NO	
			85-0802483				AHP Housing Fund 270, LLC	DE	NIA	Affordable Housing Partners, Inc.	Ownership	0.010	Berkshire Hathaway Inc.	NO	
			85-0802483				AHP Housing Fund 270, LLC	DE	NIA	AHP Affordable, LLC	Ownership	99.990	Berkshire Hathaway Inc.	NO	
			85-1746250				AHP Housing Fund 271, LLC	DE	NIA	Affordable Housing Partners, Inc.	Ownership	0.010	Berkshire Hathaway Inc.	NO	
			85-1746250				AHP Housing Fund 271, LLC	DE	NIA	AHP Affordable, LLC	Ownership	99.990	Berkshire Hathaway Inc.	NO	
			85-1747778				AHP Housing Fund 272, LLC	DE	NIA	Affordable Housing Partners, Inc.	Ownership	0.010	Berkshire Hathaway Inc.	NO	
			85-1747778				AHP Housing Fund 272, LLC	DE	NIA	AHP Affordable, LLC	Ownership	99.990	Berkshire Hathaway Inc.	NO	
			85-1762243				AHP Housing Fund 273, LLC	DE	NIA	Affordable Housing Partners, Inc.	Ownership	0.010	Berkshire Hathaway Inc.	NO	
			85-1762243				AHP Housing Fund 273, LLC	DE	NIA	AHP Affordable, LLC	Ownership	99.990	Berkshire Hathaway Inc.	NO	
			85-1798584				AHP Housing Fund 274, LLC	DE	NIA	Affordable Housing Partners, Inc.	Ownership	0.010	Berkshire Hathaway Inc.	NO	
			85-1798584				AHP Housing Fund 274, LLC	DE	NIA	AHP Affordable, LLC	Ownership	99.990	Berkshire Hathaway Inc.	NO	
			85-1821947				AHP Housing Fund 275, LLC	DE	NIA	Affordable Housing Partners, Inc.	Ownership	0.010	Berkshire Hathaway Inc.	NO	
			85-1821947				AHP Housing Fund 275, LLC	DE	NIA	AHP Affordable, LLC	Ownership	99.990	Berkshire Hathaway Inc.	NO	
			85-1862463				AHP Housing Fund 276, LLC	DE	NIA	Affordable Housing Partners, Inc.	Ownership	0.010	Berkshire Hathaway Inc.	NO	
			85-1862463				AHP Housing Fund 276, LLC	DE	NIA	AHP Affordable, LLC	Ownership	99.990	Berkshire Hathaway Inc.	NO	
			85-1880896				AHP Housing Fund 277, LLC	DE	NIA	Affordable Housing Partners, Inc.	Ownership	0.010	Berkshire Hathaway Inc.	NO	
			85-1880896				AHP Housing Fund 277, LLC	DE	NIA	AHP Affordable, LLC	Ownership	99.990	Berkshire Hathaway Inc.	NO	
			85-1905856				AHP Housing Fund 278, LLC	DE	NIA	Affordable Housing Partners, Inc.	Ownership	0.010	Berkshire Hathaway Inc.	NO	
			85-1905856				AHP Housing Fund 278, LLC	DE	NIA	AHP Affordable, LLC	Ownership	99.990	Berkshire Hathaway Inc.	NO	
			85-1934157				AHP Housing Fund 279, LLC	DE	NIA	Affordable Housing Partners, Inc.	Ownership	0.010	Berkshire Hathaway Inc.	NO	
			85-1934157				AHP Housing Fund 279, LLC	DE	NIA	AHP Affordable, LLC	Ownership	99.990	Berkshire Hathaway Inc.	NO	
			36-4747707				AHP Housing Fund 28, LLC	DE	NIA	Affordable Housing Partners, Inc.	Ownership	0.010	Berkshire Hathaway Inc.	NO	
			36-4747707				AHP Housing Fund 28, LLC	DE	NIA	AHP Affordable, LLC	Ownership	99.990	Berkshire Hathaway Inc.	NO	
			85-1960324				AHP Housing Fund 280, LLC	DE	NIA	Affordable Housing Partners, Inc.	Ownership	0.010	Berkshire Hathaway Inc.	NO	
			85-1960324				AHP Housing Fund 280, LLC	DE	NIA	AHP Affordable, LLC	Ownership	99.990	Berkshire Hathaway Inc.	NO	
			85-3116711				AHP Housing Fund 281, LLC	DE	NIA	Affordable Housing Partners, Inc.	Ownership	0.010	Berkshire Hathaway Inc.	NO	
			85-3116711				AHP Housing Fund 281, LLC	DE	NIA	AHP Affordable, LLC	Ownership	99.990	Berkshire Hathaway Inc.	NO	
			85-3138006				AHP Housing Fund 282, LLC	DE	NIA	Affordable Housing Partners, Inc.	Ownership	0.010	Berkshire Hathaway Inc.	NO	
			85-3138006				AHP Housing Fund 282, LLC	DE	NIA	AHP Affordable, LLC	Ownership	99.990	Berkshire Hathaway Inc.	NO	
			85-3168346				AHP Housing Fund 283, LLC	DE	NIA	Affordable Housing Partners, Inc.	Ownership	0.010	Berkshire Hathaway Inc.	NO	
			85-3168346				AHP Housing Fund 283, LLC	DE	NIA	AHP Affordable, LLC	Ownership	99.990	Berkshire Hathaway Inc.	NO	
			85-3182265				AHP Housing Fund 284, LLC	DE	NIA	Affordable Housing Partners, Inc.	Ownership	0.010	Berkshire Hathaway Inc.	NO	

ANNUAL STATEMENT FOR THE YEAR 2023 OF THE General Re Life Corporation

**SCHEDULE Y**

**PART 1A - DETAIL OF INSURANCE HOLDING COMPANY SYSTEM**

1	2	3	4	5	6	7	8	9	10	11	12	13	14	15	16
Group Code	Group Name	NAIC Company Code	ID Number	Federal RSSD	CIK	Name of Securities Exchange if Publicly Traded (U.S. or International)	Names of Parent, Subsidiaries Or Affiliates	Domiciliary Location	Relationship to Reporting Entity	Directly Controlled by (Name of Entity/Person)	Type of Control (Ownership, Board, Management, Attorney-in-Fact, Influence, Other)	If Control is Ownership Provide Percentage	Ultimate Controlling Entity(ies)/Person(s)	Is an SCA Filing Required? (Yes/No)	*
			85-3182265				AHP Housing Fund 284, LLC	DE	NIA	AHP Affordable, LLC	Ownership	99.990	Berkshire Hathaway Inc.	NO	
			85-3198380				AHP Housing Fund 285, LLC	DE	NIA	AHP 1, L.P.	Ownership	0.010	Berkshire Hathaway Inc.	NO	
			85-3198380				AHP Housing Fund 285, LLC	DE	NIA	National Indemnity Company	Ownership	99.990	Berkshire Hathaway Inc.	NO	
			85-3230113				AHP Housing Fund 286, LLC	DE	NIA	Affordable Housing Partners, Inc.	Ownership	0.010	Berkshire Hathaway Inc.	NO	
			85-3230113				AHP Housing Fund 286, LLC	DE	NIA	AHP Affordable, LLC	Ownership	99.990	Berkshire Hathaway Inc.	NO	
			85-3241496				AHP Housing Fund 287, LLC	DE	NIA	Affordable Housing Partners, Inc.	Ownership	0.010	Berkshire Hathaway Inc.	NO	
			85-3241496				AHP Housing Fund 287, LLC	DE	NIA	AHP Affordable, LLC	Ownership	99.990	Berkshire Hathaway Inc.	NO	
			85-3363427				AHP Housing Fund 288, LLC	DE	NIA	Affordable Housing Partners, Inc.	Ownership	0.010	Berkshire Hathaway Inc.	NO	
			85-3363427				AHP Housing Fund 288, LLC	DE	NIA	AHP Affordable, LLC	Ownership	99.990	Berkshire Hathaway Inc.	NO	
			85-3384328				AHP Housing Fund 289, LLC	DE	NIA	Affordable Housing Partners, Inc.	Ownership	0.010	Berkshire Hathaway Inc.	NO	
			85-3384328				AHP Housing Fund 289, LLC	DE	NIA	AHP Affordable, LLC	Ownership	99.990	Berkshire Hathaway Inc.	NO	
			38-3892372				AHP Housing Fund 29, LLC	DE	NIA	Affordable Housing Partners, Inc.	Ownership	0.010	Berkshire Hathaway Inc.	NO	
			38-3892372				AHP Housing Fund 29, LLC	DE	NIA	AHP Affordable, LLC	Ownership	99.990	Berkshire Hathaway Inc.	NO	
			85-3417470				AHP Housing Fund 290, LLC	DE	NIA	Affordable Housing Partners, Inc.	Ownership	0.010	Berkshire Hathaway Inc.	NO	
			85-3417470				AHP Housing Fund 290, LLC	DE	NIA	AHP Affordable, LLC	Ownership	99.990	Berkshire Hathaway Inc.	NO	
			86-1563367				AHP Housing Fund 291, LLC	DE	NIA	Affordable Housing Partners, Inc.	Ownership	0.010	Berkshire Hathaway Inc.	NO	
			86-1563367				AHP Housing Fund 291, LLC	DE	NIA	AHP Affordable, LLC	Ownership	99.990	Berkshire Hathaway Inc.	NO	
			86-1587069				AHP Housing Fund 292, LLC	DE	NIA	Affordable Housing Partners, Inc.	Ownership	0.010	Berkshire Hathaway Inc.	NO	
			86-1587069				AHP Housing Fund 292, LLC	DE	NIA	AHP Affordable, LLC	Ownership	99.990	Berkshire Hathaway Inc.	NO	
			86-1641859				AHP Housing Fund 293, LLC	DE	NIA	Affordable Housing Partners, Inc.	Ownership	0.010	Berkshire Hathaway Inc.	NO	
			86-1641859				AHP Housing Fund 293, LLC	DE	NIA	AHP Affordable, LLC	Ownership	99.990	Berkshire Hathaway Inc.	NO	
			86-1677104				AHP Housing Fund 294, LLC	DE	NIA	Affordable Housing Partners, Inc.	Ownership	0.010	Berkshire Hathaway Inc.	NO	
			86-1677104				AHP Housing Fund 294, LLC	DE	NIA	AHP Affordable, LLC	Ownership	99.990	Berkshire Hathaway Inc.	NO	
			86-1706250				AHP Housing Fund 295, LLC	DE	NIA	Affordable Housing Partners, Inc.	Ownership	0.010	Berkshire Hathaway Inc.	NO	
			86-1706250				AHP Housing Fund 295, LLC	DE	NIA	AHP Affordable, LLC	Ownership	99.990	Berkshire Hathaway Inc.	NO	
			86-1734156				AHP Housing Fund 296, LLC	DE	NIA	AHP 1, L.P.	Ownership	0.010	Berkshire Hathaway Inc.	NO	
			86-1734156				AHP Housing Fund 296, LLC	DE	NIA	National Indemnity Company	Ownership	99.990	Berkshire Hathaway Inc.	NO	
			86-1759273				AHP Housing Fund 297, LLC	DE	NIA	Affordable Housing Partners, Inc.	Ownership	0.010	Berkshire Hathaway Inc.	NO	
			86-1759273				AHP Housing Fund 297, LLC	DE	NIA	AHP Affordable, LLC	Ownership	99.990	Berkshire Hathaway Inc.	NO	
			86-1785547				AHP Housing Fund 298, LLC	DE	NIA	Affordable Housing Partners, Inc.	Ownership	0.010	Berkshire Hathaway Inc.	NO	
			86-1785547				AHP Housing Fund 298, LLC	DE	NIA	AHP Affordable, LLC	Ownership	99.990	Berkshire Hathaway Inc.	NO	
			86-1818860				AHP Housing Fund 299, LLC	DE	NIA	Affordable Housing Partners, Inc.	Ownership	0.010	Berkshire Hathaway Inc.	NO	
			86-1818860				AHP Housing Fund 299, LLC	DE	NIA	AHP Affordable, LLC	Ownership	99.990	Berkshire Hathaway Inc.	NO	
			61-1690303				AHP Housing Fund 3, LLC	NV	NIA	Affordable Housing Partners, Inc.	Ownership	0.010	Berkshire Hathaway Inc.	NO	
			61-1690303				AHP Housing Fund 3, LLC	NV	NIA	AHP Affordable, LLC	Ownership	99.990	Berkshire Hathaway Inc.	NO	
			32-0394468				AHP Housing Fund 30, LLC	DE	NIA	Affordable Housing Partners, Inc.	Ownership	0.010	Berkshire Hathaway Inc.	NO	
			32-0394468				AHP Housing Fund 30, LLC	DE	NIA	AHP Affordable, LLC	Ownership	99.990	Berkshire Hathaway Inc.	NO	
			86-1847805				AHP Housing Fund 300, LLC	DE	NIA	Affordable Housing Partners, Inc.	Ownership	0.010	Berkshire Hathaway Inc.	NO	
			86-1847805				AHP Housing Fund 300, LLC	DE	NIA	AHP Affordable, LLC	Ownership	99.990	Berkshire Hathaway Inc.	NO	
			87-2063254				AHP Housing Fund 301, LLC	DE	NIA	Affordable Housing Partners, Inc.	Ownership	0.010	Berkshire Hathaway Inc.	NO	
			87-2063254				AHP Housing Fund 301, LLC	DE	NIA	AHP Affordable, LLC	Ownership	99.990	Berkshire Hathaway Inc.	NO	
			87-2106509				AHP Housing Fund 302, LLC	DE	NIA	Affordable Housing Partners, Inc.	Ownership	0.010	Berkshire Hathaway Inc.	NO	
			87-2106509				AHP Housing Fund 302, LLC	DE	NIA	AHP Affordable, LLC	Ownership	99.990	Berkshire Hathaway Inc.	NO	
			87-2110744				AHP Housing Fund 303, LLC	DE	NIA	Affordable Housing Partners, Inc.	Ownership	0.010	Berkshire Hathaway Inc.	NO	
			87-2110744				AHP Housing Fund 303, LLC	DE	NIA	AHP Affordable, LLC	Ownership	99.990	Berkshire Hathaway Inc.	NO	
			87-2144690				AHP Housing Fund 304, LLC	DE	NIA	Affordable Housing Partners, Inc.	Ownership	0.010	Berkshire Hathaway Inc.	NO	
			87-2144690				AHP Housing Fund 304, LLC	DE	NIA	AHP Affordable, LLC	Ownership	99.990	Berkshire Hathaway Inc.	NO	
			87-2155635				AHP Housing Fund 305, LLC	DE	NIA	Affordable Housing Partners, Inc.	Ownership	0.010	Berkshire Hathaway Inc.	NO	
			87-2155635				AHP Housing Fund 305, LLC	DE	NIA	AHP Affordable, LLC	Ownership	99.990	Berkshire Hathaway Inc.	NO	



ANNUAL STATEMENT FOR THE YEAR 2023 OF THE General Re Life Corporation

**SCHEDULE Y**  
**PART 1A - DETAIL OF INSURANCE HOLDING COMPANY SYSTEM**

1	2	3	4	5	6	7	8	9	10	11	12	13	14	15	16
Group Code	Group Name	NAIC Company Code	ID Number	Federal RSSD	CIK	Name of Securities Exchange if Publicly Traded (U.S. or International)	Names of Parent, Subsidiaries Or Affiliates	Domiciliary Location	Relationship to Reporting Entity	Directly Controlled by (Name of Entity/Person)	Type of Control (Ownership, Board, Management, Attorney-in-Fact, Influence, Other)	If Control is Ownership Provide Percentage	Ultimate Controlling Entity(ies)/Person(s)	Is an SCA Filing Required? (Yes/No)	*
			87-2173325				AHP Housing Fund 306, LLC	DE	NIA	Affordable Housing Partners, Inc.	Ownership	0.010	Berkshire Hathaway Inc.	NO	
			87-2173325				AHP Housing Fund 306, LLC	DE	NIA	AHP Affordable, LLC	Ownership	99.990	Berkshire Hathaway Inc.	NO	
			87-2248828				AHP Housing Fund 307, LLC	DE	NIA	Affordable Housing Partners, Inc.	Ownership	0.010	Berkshire Hathaway Inc.	NO	
			87-2248828				AHP Housing Fund 307, LLC	DE	NIA	AHP Affordable, LLC	Ownership	99.990	Berkshire Hathaway Inc.	NO	
			87-2272005				AHP Housing Fund 308, LLC	DE	NIA	Affordable Housing Partners, Inc.	Ownership	0.010	Berkshire Hathaway Inc.	NO	
			87-2272005				AHP Housing Fund 308, LLC	DE	NIA	AHP Affordable, LLC	Ownership	99.990	Berkshire Hathaway Inc.	NO	
			87-2284224				AHP Housing Fund 309, LLC	DE	NIA	Affordable Housing Partners, Inc.	Ownership	0.010	Berkshire Hathaway Inc.	NO	
			87-2284224				AHP Housing Fund 309, LLC	DE	NIA	AHP Affordable, LLC	Ownership	99.990	Berkshire Hathaway Inc.	NO	
			38-3897538				AHP Housing Fund 31, LLC	DE	NIA	Affordable Housing Partners, Inc.	Ownership	0.010	Berkshire Hathaway Inc.	NO	
			38-3897538				AHP Housing Fund 31, LLC	DE	NIA	AHP Affordable, LLC	Ownership	99.990	Berkshire Hathaway Inc.	NO	
			87-2311859				AHP Housing Fund 310, LLC	DE	NIA	Affordable Housing Partners, Inc.	Ownership	0.010	Berkshire Hathaway Inc.	NO	
			87-2311859				AHP Housing Fund 310, LLC	DE	NIA	AHP Affordable, LLC	Ownership	99.990	Berkshire Hathaway Inc.	NO	
			87-3350626				AHP Housing Fund 311, LLC	DE	NIA	Affordable Housing Partners, Inc.	Ownership	0.010	Berkshire Hathaway Inc.	NO	
			87-3350626				AHP Housing Fund 311, LLC	DE	NIA	AHP Affordable, LLC	Ownership	99.990	Berkshire Hathaway Inc.	NO	
			87-3372574				AHP Housing Fund 312, LLC	DE	NIA	Affordable Housing Partners, Inc.	Ownership	0.010	Berkshire Hathaway Inc.	NO	
			87-3372574				AHP Housing Fund 312, LLC	DE	NIA	AHP Affordable, LLC	Ownership	99.990	Berkshire Hathaway Inc.	NO	
			87-3392197				AHP Housing Fund 313, LLC	DE	NIA	Affordable Housing Partners, Inc.	Ownership	0.010	Berkshire Hathaway Inc.	NO	
			87-3392197				AHP Housing Fund 313, LLC	DE	NIA	AHP Affordable, LLC	Ownership	99.990	Berkshire Hathaway Inc.	NO	
			87-3412497				AHP Housing Fund 314, LLC	DE	NIA	Affordable Housing Partners, Inc.	Ownership	0.010	Berkshire Hathaway Inc.	NO	
			87-3412497				AHP Housing Fund 314, LLC	DE	NIA	AHP Affordable, LLC	Ownership	99.990	Berkshire Hathaway Inc.	NO	
			87-3432740				AHP Housing Fund 315, LLC	DE	NIA	Affordable Housing Partners, Inc.	Ownership	0.010	Berkshire Hathaway Inc.	NO	
			87-3432740				AHP Housing Fund 315, LLC	DE	NIA	AHP Affordable, LLC	Ownership	99.990	Berkshire Hathaway Inc.	NO	
			87-3449412				AHP Housing Fund 316, LLC	DE	NIA	Affordable Housing Partners, Inc.	Ownership	0.010	Berkshire Hathaway Inc.	NO	
			87-3449412				AHP Housing Fund 316, LLC	DE	NIA	AHP Affordable, LLC	Ownership	99.990	Berkshire Hathaway Inc.	NO	
			87-3475077				AHP Housing Fund 317, LLC	DE	NIA	Affordable Housing Partners, Inc.	Ownership	0.010	Berkshire Hathaway Inc.	NO	
			87-3475077				AHP Housing Fund 317, LLC	DE	NIA	AHP Affordable, LLC	Ownership	99.990	Berkshire Hathaway Inc.	NO	
			87-3496297				AHP Housing Fund 318, LLC	DE	NIA	AHP 1, L.P.	Ownership	0.010	Berkshire Hathaway Inc.	NO	
			87-3496297				AHP Housing Fund 318, LLC	DE	NIA	National Indemnity Company	Ownership	99.990	Berkshire Hathaway Inc.	NO	
			87-3516313				AHP Housing Fund 319, LLC	DE	NIA	Affordable Housing Partners, Inc.	Ownership	0.010	Berkshire Hathaway Inc.	NO	
			87-3516313				AHP Housing Fund 319, LLC	DE	NIA	AHP Affordable, LLC	Ownership	99.990	Berkshire Hathaway Inc.	NO	
			35-2467652				AHP Housing Fund 32, LLC	DE	NIA	Affordable Housing Partners, Inc.	Ownership	0.010	Berkshire Hathaway Inc.	NO	
			35-2467652				AHP Housing Fund 32, LLC	DE	NIA	AHP Affordable, LLC	Ownership	99.990	Berkshire Hathaway Inc.	NO	
			87-3531918				AHP Housing Fund 320, LLC	DE	NIA	Affordable Housing Partners, Inc.	Ownership	0.010	Berkshire Hathaway Inc.	NO	
			87-3531918				AHP Housing Fund 320, LLC	DE	NIA	AHP Affordable, LLC	Ownership	99.990	Berkshire Hathaway Inc.	NO	
			88-1706172				AHP Housing Fund 321, LLC	DE	NIA	Affordable Housing Partners, Inc.	Ownership	0.010	Berkshire Hathaway Inc.	NO	
			88-1706172				AHP Housing Fund 321, LLC	DE	NIA	AHP Affordable, LLC	Ownership	99.990	Berkshire Hathaway Inc.	NO	
			88-1716679				AHP Housing Fund 322, LLC	DE	NIA	Affordable Housing Partners, Inc.	Ownership	0.010	Berkshire Hathaway Inc.	NO	
			88-1716679				AHP Housing Fund 322, LLC	DE	NIA	AHP Affordable, LLC	Ownership	99.990	Berkshire Hathaway Inc.	NO	
			88-1744535				AHP Housing Fund 323, LLC	DE	NIA	Affordable Housing Partners, Inc.	Ownership	0.010	Berkshire Hathaway Inc.	NO	
			88-1744535				AHP Housing Fund 323, LLC	DE	NIA	AHP Affordable, LLC	Ownership	99.990	Berkshire Hathaway Inc.	NO	
			88-1773046				AHP Housing Fund 324, LLC	DE	NIA	Affordable Housing Partners, Inc.	Ownership	0.010	Berkshire Hathaway Inc.	NO	
			88-1773046				AHP Housing Fund 324, LLC	DE	NIA	AHP Affordable, LLC	Ownership	99.990	Berkshire Hathaway Inc.	NO	
			88-1791668				AHP Housing Fund 325, LLC	DE	NIA	Affordable Housing Partners, Inc.	Ownership	0.010	Berkshire Hathaway Inc.	NO	
			88-1791668				AHP Housing Fund 325, LLC	DE	NIA	AHP Affordable, LLC	Ownership	99.990	Berkshire Hathaway Inc.	NO	
			88-1841033				AHP Housing Fund 326, LLC	DE	NIA	Affordable Housing Partners, Inc.	Ownership	0.010	Berkshire Hathaway Inc.	NO	
			88-1841033				AHP Housing Fund 326, LLC	DE	NIA	AHP Affordable, LLC	Ownership	99.990	Berkshire Hathaway Inc.	NO	
			88-1876859				AHP Housing Fund 327, LLC	DE	NIA	Affordable Housing Partners, Inc.	Ownership	0.010	Berkshire Hathaway Inc.	NO	
			88-1876859				AHP Housing Fund 327, LLC	DE	NIA	AHP Affordable, LLC	Ownership	99.990	Berkshire Hathaway Inc.	NO	
			88-1917979				AHP Housing Fund 328, LLC	DE	NIA	Affordable Housing Partners, Inc.	Ownership	0.010	Berkshire Hathaway Inc.	NO	

ANNUAL STATEMENT FOR THE YEAR 2023 OF THE General Re Life Corporation

**SCHEDULE Y**

**PART 1A - DETAIL OF INSURANCE HOLDING COMPANY SYSTEM**

1	2	3	4	5	6	7	8	9	10	11	12	13	14	15	16
Group Code	Group Name	NAIC Company Code	ID Number	Federal RSSD	CIK	Name of Securities Exchange if Publicly Traded (U.S. or International)	Names of Parent, Subsidiaries Or Affiliates	Domiciliary Location	Relationship to Reporting Entity	Directly Controlled by (Name of Entity/Person)	Type of Control (Ownership, Board, Management, Attorney-in-Fact, Influence, Other)	If Control is Ownership Provide Percentage	Ultimate Controlling Entity(ies)/Person(s)	Is an SCA Filing Required? (Yes/No)	*
			88-1917979				AHP Housing Fund 328, LLC	DE	NIA	AHP Affordable, LLC	Ownership	99.990	Berkshire Hathaway Inc.	NO	
			88-1931898				AHP Housing Fund 329, LLC	DE	NIA	Affordable Housing Partners, Inc.	Ownership	0.010	Berkshire Hathaway Inc.	NO	
			88-1931898				AHP Housing Fund 329, LLC	DE	NIA	AHP Affordable, LLC	Ownership	99.990	Berkshire Hathaway Inc.	NO	
			32-0401323				AHP Housing Fund 33, LLC	DE	NIA	Affordable Housing Partners, Inc.	Ownership	0.010	Berkshire Hathaway Inc.	NO	
			32-0401323				AHP Housing Fund 33, LLC	DE	NIA	AHP Affordable, LLC	Ownership	99.990	Berkshire Hathaway Inc.	NO	
			88-1950438				AHP Housing Fund 330, LLC	DE	NIA	Affordable Housing Partners, Inc.	Ownership	0.010	Berkshire Hathaway Inc.	NO	
			88-1950438				AHP Housing Fund 330, LLC	DE	NIA	AHP Affordable, LLC	Ownership	99.990	Berkshire Hathaway Inc.	NO	
			88-3719022				AHP Housing Fund 331, LLC	DE	NIA	Affordable Housing Partners, Inc.	Ownership	0.010	Berkshire Hathaway Inc.	NO	
			88-3719022				AHP Housing Fund 331, LLC	DE	NIA	AHP Affordable, LLC	Ownership	99.990	Berkshire Hathaway Inc.	NO	
			88-3729001				AHP Housing Fund 332, LLC	DE	NIA	Affordable Housing Partners, Inc.	Ownership	0.010	Berkshire Hathaway Inc.	NO	
			88-3729001				AHP Housing Fund 332, LLC	DE	NIA	AHP Affordable, LLC	Ownership	99.990	Berkshire Hathaway Inc.	NO	
			88-3751559				AHP Housing Fund 333, LLC	DE	NIA	Affordable Housing Partners, Inc.	Ownership	0.010	Berkshire Hathaway Inc.	NO	
			88-3751559				AHP Housing Fund 333, LLC	DE	NIA	AHP Affordable, LLC	Ownership	99.990	Berkshire Hathaway Inc.	NO	
			88-3771611				AHP Housing Fund 334, LLC	DE	NIA	Affordable Housing Partners, Inc.	Ownership	0.010	Berkshire Hathaway Inc.	NO	
			88-3771611				AHP Housing Fund 334, LLC	DE	NIA	AHP Affordable, LLC	Ownership	99.990	Berkshire Hathaway Inc.	NO	
			88-3791671				AHP Housing Fund 335, LLC	DE	NIA	Affordable Housing Partners, Inc.	Ownership	0.010	Berkshire Hathaway Inc.	NO	
			88-3791671				AHP Housing Fund 335, LLC	DE	NIA	AHP Affordable, LLC	Ownership	99.990	Berkshire Hathaway Inc.	NO	
			88-3810803				AHP Housing Fund 336, LLC	DE	NIA	Affordable Housing Partners, Inc.	Ownership	0.010	Berkshire Hathaway Inc.	NO	
			88-3810803				AHP Housing Fund 336, LLC	DE	NIA	AHP Affordable, LLC	Ownership	99.990	Berkshire Hathaway Inc.	NO	
			88-3836582				AHP Housing Fund 337, LLC	DE	NIA	Affordable Housing Partners, Inc.	Ownership	0.010	Berkshire Hathaway Inc.	NO	
			88-3836582				AHP Housing Fund 337, LLC	DE	NIA	AHP Affordable, LLC	Ownership	99.990	Berkshire Hathaway Inc.	NO	
			88-3860476				AHP Housing Fund 338, LLC	DE	NIA	Affordable Housing Partners, Inc.	Ownership	0.010	Berkshire Hathaway Inc.	NO	
			88-3860476				AHP Housing Fund 338, LLC	DE	NIA	AHP Affordable, LLC	Ownership	99.990	Berkshire Hathaway Inc.	NO	
			88-3881761				AHP Housing Fund 339, LLC	DE	NIA	Affordable Housing Partners, Inc.	Ownership	0.010	Berkshire Hathaway Inc.	NO	
			88-3881761				AHP Housing Fund 339, LLC	DE	NIA	AHP Affordable, LLC	Ownership	99.990	Berkshire Hathaway Inc.	NO	
			36-4754245				AHP Housing Fund 34, LLC	DE	NIA	Affordable Housing Partners, Inc.	Ownership	0.010	Berkshire Hathaway Inc.	NO	
			36-4754245				AHP Housing Fund 34, LLC	DE	NIA	AHP Affordable, LLC	Ownership	99.990	Berkshire Hathaway Inc.	NO	
			88-3901910				AHP Housing Fund 340, LLC	DE	NIA	Affordable Housing Partners, Inc.	Ownership	0.010	Berkshire Hathaway Inc.	NO	
			88-3901910				AHP Housing Fund 340, LLC	DE	NIA	AHP Affordable, LLC	Ownership	99.990	Berkshire Hathaway Inc.	NO	
			92-0601838				AHP Housing Fund 341, LLC	DE	NIA	Affordable Housing Partners, Inc.	Ownership	0.010	Berkshire Hathaway Inc.	NO	
			92-0601838				AHP Housing Fund 341, LLC	DE	NIA	AHP Affordable, LLC	Ownership	99.990	Berkshire Hathaway Inc.	NO	
			88-4159050				AHP Housing Fund 342, LLC	DE	NIA	Affordable Housing Partners, Inc.	Ownership	0.010	Berkshire Hathaway Inc.	NO	
			88-4159050				AHP Housing Fund 342, LLC	DE	NIA	AHP Affordable, LLC	Ownership	99.990	Berkshire Hathaway Inc.	NO	
			92-0627394				AHP Housing Fund 343, LLC	DE	NIA	Affordable Housing Partners, Inc.	Ownership	0.010	Berkshire Hathaway Inc.	NO	
			92-0627394				AHP Housing Fund 343, LLC	DE	NIA	AHP Affordable, LLC	Ownership	99.990	Berkshire Hathaway Inc.	NO	
			92-0647879				AHP Housing Fund 344, LLC	DE	NIA	Affordable Housing Partners, Inc.	Ownership	0.010	Berkshire Hathaway Inc.	NO	
			92-0647879				AHP Housing Fund 344, LLC	DE	NIA	AHP Affordable, LLC	Ownership	99.990	Berkshire Hathaway Inc.	NO	
			92-0657618				AHP Housing Fund 345, LLC	DE	NIA	Affordable Housing Partners, Inc.	Ownership	0.010	Berkshire Hathaway Inc.	NO	
			92-0657618				AHP Housing Fund 345, LLC	DE	NIA	AHP Affordable, LLC	Ownership	99.990	Berkshire Hathaway Inc.	NO	
			92-0673905				AHP Housing Fund 346, LLC	DE	NIA	Affordable Housing Partners, Inc.	Ownership	0.010	Berkshire Hathaway Inc.	NO	
			92-0673905				AHP Housing Fund 346, LLC	DE	NIA	AHP Affordable, LLC	Ownership	99.990	Berkshire Hathaway Inc.	NO	
			88-4189569				AHP Housing Fund 347, LLC	DE	NIA	Affordable Housing Partners, Inc.	Ownership	0.010	Berkshire Hathaway Inc.	NO	
			88-4189569				AHP Housing Fund 347, LLC	DE	NIA	AHP Affordable, LLC	Ownership	99.990	Berkshire Hathaway Inc.	NO	
			92-0727762				AHP Housing Fund 348, LLC	DE	NIA	Affordable Housing Partners, Inc.	Ownership	0.010	Berkshire Hathaway Inc.	NO	
			92-0727762				AHP Housing Fund 348, LLC	DE	NIA	AHP Affordable, LLC	Ownership	99.990	Berkshire Hathaway Inc.	NO	
			92-0744407				AHP Housing Fund 349, LLC	DE	NIA	Affordable Housing Partners, Inc.	Ownership	0.010	Berkshire Hathaway Inc.	NO	
			92-0744407				AHP Housing Fund 349, LLC	DE	NIA	AHP Affordable, LLC	Ownership	99.990	Berkshire Hathaway Inc.	NO	
			37-1714447				AHP Housing Fund 35, LLC	DE	NIA	Affordable Housing Partners, Inc.	Ownership	0.010	Berkshire Hathaway Inc.	NO	
			37-1714447				AHP Housing Fund 35, LLC	DE	NIA	AHP Affordable, LLC	Ownership	99.990	Berkshire Hathaway Inc.	NO	

ANNUAL STATEMENT FOR THE YEAR 2023 OF THE General Re Life Corporation

**SCHEDULE Y**

**PART 1A - DETAIL OF INSURANCE HOLDING COMPANY SYSTEM**

1	2	3	4	5	6	7	8	9	10	11	12	13	14	15	16
Group Code	Group Name	NAIC Company Code	ID Number	Federal RSSD	CIK	Name of Securities Exchange if Publicly Traded (U.S. or International)	Names of Parent, Subsidiaries Or Affiliates	Domiciliary Location	Relationship to Reporting Entity	Directly Controlled by (Name of Entity/Person)	Type of Control (Ownership, Board, Management, Attorney-in-Fact, Influence, Other)	If Control is Ownership Provide Percentage	Ultimate Controlling Entity(ies)/Person(s)	Is an SCA Filing Required? (Yes/No)	*
			88-4201422				AHP Housing Fund 350, LLC	DE	NIA	Affordable Housing Partners, Inc.	Ownership	0.010	Berkshire Hathaway Inc.	NO	
			88-4201422				AHP Housing Fund 350, LLC	DE	NIA	AHP Affordable, LLC	Ownership	99.990	Berkshire Hathaway Inc.	NO	
			92-2243358				AHP Housing Fund 351, LLC	DE	NIA	Affordable Housing Partners, Inc.	Ownership	0.010	Berkshire Hathaway Inc.	NO	
			92-2243358				AHP Housing Fund 351, LLC	DE	NIA	AHP Affordable, LLC	Ownership	99.990	Berkshire Hathaway Inc.	NO	
			92-2276023				AHP Housing Fund 352, LLC	DE	NIA	Affordable Housing Partners, Inc.	Ownership	0.010	Berkshire Hathaway Inc.	NO	
			92-2276023				AHP Housing Fund 352, LLC	DE	NIA	AHP Affordable, LLC	Ownership	99.990	Berkshire Hathaway Inc.	NO	
			92-2298452				AHP Housing Fund 353, LLC	DE	NIA	Affordable Housing Partners, Inc.	Ownership	0.010	Berkshire Hathaway Inc.	NO	
			92-2298452				AHP Housing Fund 353, LLC	DE	NIA	AHP Affordable, LLC	Ownership	99.990	Berkshire Hathaway Inc.	NO	
			92-2327056				AHP Housing Fund 354, LLC	DE	NIA	Affordable Housing Partners, Inc.	Ownership	0.010	Berkshire Hathaway Inc.	NO	
			92-2327056				AHP Housing Fund 354, LLC	DE	NIA	AHP Affordable, LLC	Ownership	99.990	Berkshire Hathaway Inc.	NO	
			92-2352744				AHP Housing Fund 355, LLC	DE	NIA	Affordable Housing Partners, Inc.	Ownership	0.010	Berkshire Hathaway Inc.	NO	
			92-2352744				AHP Housing Fund 355, LLC	DE	NIA	AHP Affordable, LLC	Ownership	99.990	Berkshire Hathaway Inc.	NO	
			92-2377965				AHP Housing Fund 356, LLC	DE	NIA	Affordable Housing Partners, Inc.	Ownership	0.010	Berkshire Hathaway Inc.	NO	
			92-2377965				AHP Housing Fund 356, LLC	DE	NIA	AHP Affordable, LLC	Ownership	99.990	Berkshire Hathaway Inc.	NO	
			92-2406113				AHP Housing Fund 357, LLC	DE	NIA	Affordable Housing Partners, Inc.	Ownership	0.010	Berkshire Hathaway Inc.	NO	
			92-2406113				AHP Housing Fund 357, LLC	DE	NIA	AHP Affordable, LLC	Ownership	99.990	Berkshire Hathaway Inc.	NO	
			92-2430552				AHP Housing Fund 358, LLC	DE	NIA	Affordable Housing Partners, Inc.	Ownership	0.010	Berkshire Hathaway Inc.	NO	
			92-2430552				AHP Housing Fund 358, LLC	DE	NIA	AHP Affordable, LLC	Ownership	99.990	Berkshire Hathaway Inc.	NO	
			92-2449563				AHP Housing Fund 359, LLC	DE	NIA	Affordable Housing Partners, Inc.	Ownership	0.010	Berkshire Hathaway Inc.	NO	
			92-2449563				AHP Housing Fund 359, LLC	DE	NIA	AHP Affordable, LLC	Ownership	99.990	Berkshire Hathaway Inc.	NO	
			38-3902079				AHP Housing Fund 36, LLC	DE	NIA	Affordable Housing Partners, Inc.	Ownership	0.010	Berkshire Hathaway Inc.	NO	
			38-3902079				AHP Housing Fund 36, LLC	DE	NIA	AHP Affordable, LLC	Ownership	99.990	Berkshire Hathaway Inc.	NO	
			92-2479176				AHP Housing Fund 360, LLC	DE	NIA	Affordable Housing Partners, Inc.	Ownership	0.010	Berkshire Hathaway Inc.	NO	
			92-2479176				AHP Housing Fund 360, LLC	DE	NIA	AHP Affordable, LLC	Ownership	99.990	Berkshire Hathaway Inc.	NO	
			92-3991389				AHP Housing Fund 361, LLC	DE	NIA	Affordable Housing Partners, Inc.	Ownership	0.010	Berkshire Hathaway Inc.	NO	
			92-3991389				AHP Housing Fund 361, LLC	DE	NIA	AHP Affordable, LLC	Ownership	99.990	Berkshire Hathaway Inc.	NO	
			92-4016696				AHP Housing Fund 362, LLC	DE	NIA	Affordable Housing Partners, Inc.	Ownership	0.010	Berkshire Hathaway Inc.	NO	
			92-4016696				AHP Housing Fund 362, LLC	DE	NIA	AHP Affordable, LLC	Ownership	99.990	Berkshire Hathaway Inc.	NO	
			93-1342122				AHP Housing Fund 363, LLC	DE	NIA	Affordable Housing Partners, Inc.	Ownership	0.010	Berkshire Hathaway Inc.	NO	
			93-1342122				AHP Housing Fund 363, LLC	DE	NIA	AHP Affordable, LLC	Ownership	99.990	Berkshire Hathaway Inc.	NO	
			93-1367090				AHP Housing Fund 364, LLC	DE	NIA	Affordable Housing Partners, Inc.	Ownership	0.010	Berkshire Hathaway Inc.	NO	
			93-1367090				AHP Housing Fund 364, LLC	DE	NIA	AHP Affordable, LLC	Ownership	99.990	Berkshire Hathaway Inc.	NO	
			93-1399654				AHP Housing Fund 365, LLC	DE	NIA	Affordable Housing Partners, Inc.	Ownership	0.010	Berkshire Hathaway Inc.	NO	
			93-1399654				AHP Housing Fund 365, LLC	DE	NIA	AHP Affordable, LLC	Ownership	99.990	Berkshire Hathaway Inc.	NO	
			93-1419998				AHP Housing Fund 366, LLC	DE	NIA	Affordable Housing Partners, Inc.	Ownership	0.010	Berkshire Hathaway Inc.	NO	
			93-1419998				AHP Housing Fund 366, LLC	DE	NIA	AHP Affordable, LLC	Ownership	99.990	Berkshire Hathaway Inc.	NO	
			93-1449343				AHP Housing Fund 367, LLC	DE	NIA	Affordable Housing Partners, Inc.	Ownership	0.010	Berkshire Hathaway Inc.	NO	
			93-1449343				AHP Housing Fund 367, LLC	DE	NIA	AHP Affordable, LLC	Ownership	99.990	Berkshire Hathaway Inc.	NO	
			93-1468398				AHP Housing Fund 368, LLC	DE	NIA	Affordable Housing Partners, Inc.	Ownership	0.010	Berkshire Hathaway Inc.	NO	
			93-1468398				AHP Housing Fund 368, LLC	DE	NIA	AHP Affordable, LLC	Ownership	99.990	Berkshire Hathaway Inc.	NO	
			93-1494333				AHP Housing Fund 369, LLC	DE	NIA	Affordable Housing Partners, Inc.	Ownership	0.010	Berkshire Hathaway Inc.	NO	
			93-1494333				AHP Housing Fund 369, LLC	DE	NIA	AHP Affordable, LLC	Ownership	99.990	Berkshire Hathaway Inc.	NO	
			35-2471973				AHP Housing Fund 37, LLC	DE	NIA	Affordable Housing Partners, Inc.	Ownership	0.010	Berkshire Hathaway Inc.	NO	
			35-2471973				AHP Housing Fund 37, LLC	DE	NIA	AHP Affordable, LLC	Ownership	99.990	Berkshire Hathaway Inc.	NO	
			93-1518031				AHP Housing Fund 370, LLC	DE	NIA	Affordable Housing Partners, Inc.	Ownership	0.010	Berkshire Hathaway Inc.	NO	
			93-1518031				AHP Housing Fund 370, LLC	DE	NIA	AHP Affordable, LLC	Ownership	99.990	Berkshire Hathaway Inc.	NO	
			35-2472106				AHP Housing Fund 38, LLC	DE	NIA	Affordable Housing Partners, Inc.	Ownership	0.010	Berkshire Hathaway Inc.	NO	
			35-2472106				AHP Housing Fund 38, LLC	DE	NIA	AHP Affordable, LLC	Ownership	99.990	Berkshire Hathaway Inc.	NO	
			38-3902536				AHP Housing Fund 39, LLC	DE	NIA	Affordable Housing Partners, Inc.	Ownership	0.010	Berkshire Hathaway Inc.	NO	

ANNUAL STATEMENT FOR THE YEAR 2023 OF THE General Re Life Corporation

**SCHEDULE Y**

**PART 1A - DETAIL OF INSURANCE HOLDING COMPANY SYSTEM**

1	2	3	4	5	6	7	8	9	10	11	12	13	14	15	16
Group Code	Group Name	NAIC Company Code	ID Number	Federal RSSD	CIK	Name of Securities Exchange if Publicly Traded (U.S. or International)	Names of Parent, Subsidiaries Or Affiliates	Domiciliary Location	Relationship to Reporting Entity	Directly Controlled by (Name of Entity/Person)	Type of Control (Ownership, Board, Management, Attorney-in-Fact, Influence, Other)	If Control is Ownership Provide Percentage	Ultimate Controlling Entity(ies)/Person(s)	Is an SCA Filing Required? (Yes/No)	*
			38-3902536				AHP Housing Fund 39, LLC	DE	NIA	AHP Affordable, LLC	Ownership	99.990	Berkshire Hathaway Inc.	NO	
			35-2447999				AHP Housing Fund 4, LLC	NV	NIA	Affordable Housing Partners, Inc.	Ownership	0.010	Berkshire Hathaway Inc.	NO	
			35-2447999				AHP Housing Fund 4, LLC	NV	NIA	AHP Affordable, LLC	Ownership	99.990	Berkshire Hathaway Inc.	NO	
			61-1708891				AHP Housing Fund 40, LLC	DE	NIA	Affordable Housing Partners, Inc.	Ownership	0.010	Berkshire Hathaway Inc.	NO	
			61-1708891				AHP Housing Fund 40, LLC	DE	NIA	AHP Affordable, LLC	Ownership	99.990	Berkshire Hathaway Inc.	NO	
			35-2473885				AHP Housing Fund 41, LLC	DE	NIA	Affordable Housing Partners, Inc.	Ownership	0.010	Berkshire Hathaway Inc.	NO	
			35-2473885				AHP Housing Fund 41, LLC	DE	NIA	AHP Affordable, LLC	Ownership	99.990	Berkshire Hathaway Inc.	NO	
			37-1730403				AHP Housing Fund 42, LLC	DE	NIA	Affordable Housing Partners, Inc.	Ownership	0.010	Berkshire Hathaway Inc.	NO	
			37-1730403				AHP Housing Fund 42, LLC	DE	NIA	AHP Affordable, LLC	Ownership	99.990	Berkshire Hathaway Inc.	NO	
			36-4759558				AHP Housing Fund 43, LLC	DE	NIA	Affordable Housing Partners, Inc.	Ownership	0.010	Berkshire Hathaway Inc.	NO	
			36-4759558				AHP Housing Fund 43, LLC	DE	NIA	AHP Affordable, LLC	Ownership	99.990	Berkshire Hathaway Inc.	NO	
			35-2474426				AHP Housing Fund 44, LLC	DE	NIA	Affordable Housing Partners, Inc.	Ownership	0.010	Berkshire Hathaway Inc.	NO	
			35-2474426				AHP Housing Fund 44, LLC	DE	NIA	AHP Affordable, LLC	Ownership	99.990	Berkshire Hathaway Inc.	NO	
			32-0408414				AHP Housing Fund 45, LLC	DE	NIA	Affordable Housing Partners, Inc.	Ownership	0.010	Berkshire Hathaway Inc.	NO	
			32-0408414				AHP Housing Fund 45, LLC	DE	NIA	AHP Affordable, LLC	Ownership	99.990	Berkshire Hathaway Inc.	NO	
			38-3906191				AHP Housing Fund 46, LLC	DE	NIA	Affordable Housing Partners, Inc.	Ownership	0.010	Berkshire Hathaway Inc.	NO	
			38-3906191				AHP Housing Fund 46, LLC	DE	NIA	AHP Affordable, LLC	Ownership	99.990	Berkshire Hathaway Inc.	NO	
			37-1732357				AHP Housing Fund 47, LLC	DE	NIA	Affordable Housing Partners, Inc.	Ownership	0.010	Berkshire Hathaway Inc.	NO	
			37-1732357				AHP Housing Fund 47, LLC	DE	NIA	AHP Affordable, LLC	Ownership	99.990	Berkshire Hathaway Inc.	NO	
			61-1712848				AHP Housing Fund 48, LLC	DE	NIA	Affordable Housing Partners, Inc.	Ownership	0.010	Berkshire Hathaway Inc.	NO	
			61-1712848				AHP Housing Fund 48, LLC	DE	NIA	AHP Affordable, LLC	Ownership	99.990	Berkshire Hathaway Inc.	NO	
			61-1712834				AHP Housing Fund 49, LLC	DE	NIA	Affordable Housing Partners, Inc.	Ownership	0.010	Berkshire Hathaway Inc.	NO	
			61-1712834				AHP Housing Fund 49, LLC	DE	NIA	AHP Affordable, LLC	Ownership	99.990	Berkshire Hathaway Inc.	NO	
			61-1686064				AHP Housing Fund 5, LLC	NV	NIA	Affordable Housing Partners, Inc.	Ownership	0.010	Berkshire Hathaway Inc.	NO	
			61-1686064				AHP Housing Fund 5, LLC	NV	NIA	AHP State Affordable 3, LLC	Ownership	99.990	Berkshire Hathaway Inc.	NO	
			36-4761904				AHP Housing Fund 50, LLC	DE	NIA	Affordable Housing Partners, Inc.	Ownership	0.010	Berkshire Hathaway Inc.	NO	
			36-4761904				AHP Housing Fund 50, LLC	DE	NIA	AHP Affordable, LLC	Ownership	99.990	Berkshire Hathaway Inc.	NO	
			36-4766883				AHP Housing Fund 51, LLC	DE	NIA	Affordable Housing Partners, Inc.	Ownership	0.010	Berkshire Hathaway Inc.	NO	
			36-4766883				AHP Housing Fund 51, LLC	DE	NIA	AHP Affordable, LLC	Ownership	99.990	Berkshire Hathaway Inc.	NO	
			36-4766761				AHP Housing Fund 52, LLC	DE	NIA	Affordable Housing Partners, Inc.	Ownership	0.010	Berkshire Hathaway Inc.	NO	
			36-4766761				AHP Housing Fund 52, LLC	DE	NIA	AHP Affordable, LLC	Ownership	99.990	Berkshire Hathaway Inc.	NO	
			35-2481833				AHP Housing Fund 53, LLC	DE	NIA	Affordable Housing Partners, Inc.	Ownership	0.010	Berkshire Hathaway Inc.	NO	
			35-2481833				AHP Housing Fund 53, LLC	DE	NIA	AHP Affordable, LLC	Ownership	99.990	Berkshire Hathaway Inc.	NO	
			35-2482129				AHP Housing Fund 54, LLC	DE	NIA	Affordable Housing Partners, Inc.	Ownership	0.010	Berkshire Hathaway Inc.	NO	
			35-2482129				AHP Housing Fund 54, LLC	DE	NIA	AHP Affordable, LLC	Ownership	99.990	Berkshire Hathaway Inc.	NO	
			35-2482304				AHP Housing Fund 55, LLC	DE	NIA	Affordable Housing Partners, Inc.	Ownership	0.010	Berkshire Hathaway Inc.	NO	
			35-2482304				AHP Housing Fund 55, LLC	DE	NIA	AHP Affordable, LLC	Ownership	99.990	Berkshire Hathaway Inc.	NO	
			36-4769781				AHP Housing Fund 56, LLC	DE	NIA	Affordable Housing Partners, Inc.	Ownership	0.010	Berkshire Hathaway Inc.	NO	
			36-4769781				AHP Housing Fund 56, LLC	DE	NIA	AHP Affordable, LLC	Ownership	99.990	Berkshire Hathaway Inc.	NO	
			35-2485081				AHP Housing Fund 57, LLC	DE	NIA	Affordable Housing Partners, Inc.	Ownership	0.010	Berkshire Hathaway Inc.	NO	
			35-2485081				AHP Housing Fund 57, LLC	DE	NIA	AHP Affordable, LLC	Ownership	99.990	Berkshire Hathaway Inc.	NO	
			61-1720994				AHP Housing Fund 58, LLC	DE	NIA	Affordable Housing Partners, Inc.	Ownership	0.010	Berkshire Hathaway Inc.	NO	
			61-1720994				AHP Housing Fund 58, LLC	DE	NIA	AHP Affordable, LLC	Ownership	99.990	Berkshire Hathaway Inc.	NO	
			30-0796821				AHP Housing Fund 59, LLC	DE	NIA	Affordable Housing Partners, Inc.	Ownership	0.010	Berkshire Hathaway Inc.	NO	
			30-0796821				AHP Housing Fund 59, LLC	DE	NIA	AHP Affordable, LLC	Ownership	99.990	Berkshire Hathaway Inc.	NO	
			36-4736685				AHP Housing Fund 6, LLC	DE	NIA	Affordable Housing Partners, Inc.	Ownership	0.010	Berkshire Hathaway Inc.	NO	
			36-4736685				AHP Housing Fund 6, LLC	DE	NIA	AHP State Affordable 3, LLC	Ownership	99.990	Berkshire Hathaway Inc.	NO	
			32-0419250				AHP Housing Fund 60, LLC	DE	NIA	Affordable Housing Partners, Inc.	Ownership	0.010	Berkshire Hathaway Inc.	NO	
			32-0419250				AHP Housing Fund 60, LLC	DE	NIA	AHP Affordable, LLC	Ownership	99.990	Berkshire Hathaway Inc.	NO	

ANNUAL STATEMENT FOR THE YEAR 2023 OF THE General Re Life Corporation

**SCHEDULE Y**

**PART 1A - DETAIL OF INSURANCE HOLDING COMPANY SYSTEM**

1	2	3	4	5	6	7	8	9	10	11	12	13	14	15	16
Group Code	Group Name	NAIC Company Code	ID Number	Federal RSSD	CIK	Name of Securities Exchange if Publicly Traded (U.S. or International)	Names of Parent, Subsidiaries Or Affiliates	Domiciliary Location	Relationship to Reporting Entity	Directly Controlled by (Name of Entity/Person)	Type of Control (Ownership, Board, Management, Attorney-in-Fact, Influence, Other)	If Control is Ownership Provide Percentage	Ultimate Controlling Entity(ies)/Person(s)	Is an SCA Filing Required? (Yes/No)	*
			37-1747784				AHP Housing Fund 61, LLC	DE	NIA	Affordable Housing Partners, Inc.	Ownership	0.010	Berkshire Hathaway Inc.	NO	
			37-1747784				AHP Housing Fund 61, LLC	DE	NIA	AHP Affordable, LLC	Ownership	99.990	Berkshire Hathaway Inc.	NO	
			37-1747645				AHP Housing Fund 62, LLC	DE	NIA	Affordable Housing Partners, Inc.	Ownership	0.010	Berkshire Hathaway Inc.	NO	
			37-1747645				AHP Housing Fund 62, LLC	DE	NIA	AHP Affordable, LLC	Ownership	99.990	Berkshire Hathaway Inc.	NO	
			36-4776817				AHP Housing Fund 63, LLC	DE	NIA	Affordable Housing Partners, Inc.	Ownership	0.010	Berkshire Hathaway Inc.	NO	
			36-4776817				AHP Housing Fund 63, LLC	DE	NIA	AHP Affordable, LLC	Ownership	99.990	Berkshire Hathaway Inc.	NO	
			38-3922251				AHP Housing Fund 64, LLC	DE	NIA	Affordable Housing Partners, Inc.	Ownership	0.010	Berkshire Hathaway Inc.	NO	
			38-3922251				AHP Housing Fund 64, LLC	DE	NIA	AHP Affordable, LLC	Ownership	99.990	Berkshire Hathaway Inc.	NO	
			30-0806700				AHP Housing Fund 65, LLC	DE	NIA	Affordable Housing Partners, Inc.	Ownership	0.010	Berkshire Hathaway Inc.	NO	
			30-0806700				AHP Housing Fund 65, LLC	DE	NIA	AHP Affordable, LLC	Ownership	99.990	Berkshire Hathaway Inc.	NO	
			30-0809323				AHP Housing Fund 66, LLC	DE	NIA	Affordable Housing Partners, Inc.	Ownership	0.010	Berkshire Hathaway Inc.	NO	
			30-0809323				AHP Housing Fund 66, LLC	DE	NIA	AHP Affordable, LLC	Ownership	99.990	Berkshire Hathaway Inc.	NO	
			32-0433421				AHP Housing Fund 67, LLC	DE	NIA	Affordable Housing Partners, Inc.	Ownership	0.010	Berkshire Hathaway Inc.	NO	
			32-0433421				AHP Housing Fund 67, LLC	DE	NIA	AHP Affordable, LLC	Ownership	99.990	Berkshire Hathaway Inc.	NO	
			37-1750454				AHP Housing Fund 68, LLC	DE	NIA	Affordable Housing Partners, Inc.	Ownership	0.010	Berkshire Hathaway Inc.	NO	
			37-1750454				AHP Housing Fund 68, LLC	DE	NIA	AHP Affordable, LLC	Ownership	99.990	Berkshire Hathaway Inc.	NO	
			36-4779168				AHP Housing Fund 69, LLC	DE	NIA	Affordable Housing Partners, Inc.	Ownership	0.010	Berkshire Hathaway Inc.	NO	
			36-4779168				AHP Housing Fund 69, LLC	DE	NIA	AHP Affordable, LLC	Ownership	99.990	Berkshire Hathaway Inc.	NO	
			37-1696391				AHP Housing Fund 7, LLC	DE	NIA	Affordable Housing Partners, Inc.	Ownership	0.010	Berkshire Hathaway Inc.	NO	
			37-1696391				AHP Housing Fund 7, LLC	DE	NIA	AHP State Affordable 3, LLC	Ownership	99.990	Berkshire Hathaway Inc.	NO	
			38-3924882				AHP Housing Fund 70, LLC	DE	NIA	Affordable Housing Partners, Inc.	Ownership	0.010	Berkshire Hathaway Inc.	NO	
			38-3924882				AHP Housing Fund 70, LLC	DE	NIA	AHP Affordable, LLC	Ownership	99.990	Berkshire Hathaway Inc.	NO	
			38-3924866				AHP Housing Fund 71, LLC	DE	NIA	Affordable Housing Partners, Inc.	Ownership	0.010	Berkshire Hathaway Inc.	NO	
			38-3924866				AHP Housing Fund 71, LLC	DE	NIA	AHP Affordable, LLC	Ownership	99.990	Berkshire Hathaway Inc.	NO	
			30-0819271				AHP Housing Fund 72, LLC	DE	NIA	Affordable Housing Partners, Inc.	Ownership	0.010	Berkshire Hathaway Inc.	NO	
			30-0819271				AHP Housing Fund 72, LLC	DE	NIA	AHP Affordable, LLC	Ownership	99.990	Berkshire Hathaway Inc.	NO	
			32-0437224				AHP Housing Fund 73, LLC	DE	NIA	Affordable Housing Partners, Inc.	Ownership	0.010	Berkshire Hathaway Inc.	NO	
			32-0437224				AHP Housing Fund 73, LLC	DE	NIA	AHP Affordable, LLC	Ownership	99.990	Berkshire Hathaway Inc.	NO	
			37-1754306				AHP Housing Fund 74, LLC	DE	NIA	Affordable Housing Partners, Inc.	Ownership	0.010	Berkshire Hathaway Inc.	NO	
			37-1754306				AHP Housing Fund 74, LLC	DE	NIA	AHP Affordable, LLC	Ownership	99.990	Berkshire Hathaway Inc.	NO	
			38-3928485				AHP Housing Fund 75, LLC	DE	NIA	Affordable Housing Partners, Inc.	Ownership	0.010	Berkshire Hathaway Inc.	NO	
			38-3928485				AHP Housing Fund 75, LLC	DE	NIA	AHP Affordable, LLC	Ownership	99.990	Berkshire Hathaway Inc.	NO	
			36-4784982				AHP Housing Fund 76, LLC	DE	NIA	Affordable Housing Partners, Inc.	Ownership	0.010	Berkshire Hathaway Inc.	NO	
			36-4784982				AHP Housing Fund 76, LLC	DE	NIA	AHP Affordable, LLC	Ownership	99.990	Berkshire Hathaway Inc.	NO	
			61-1736688				AHP Housing Fund 77, LLC	DE	NIA	Affordable Housing Partners, Inc.	Ownership	0.010	Berkshire Hathaway Inc.	NO	
			61-1736688				AHP Housing Fund 77, LLC	DE	NIA	AHP Affordable, LLC	Ownership	99.990	Berkshire Hathaway Inc.	NO	
			37-1756514				AHP Housing Fund 78, LLC	DE	NIA	Affordable Housing Partners, Inc.	Ownership	0.010	Berkshire Hathaway Inc.	NO	
			37-1756514				AHP Housing Fund 78, LLC	DE	NIA	AHP Affordable, LLC	Ownership	99.990	Berkshire Hathaway Inc.	NO	
			35-2506966				AHP Housing Fund 79, LLC	DE	NIA	Affordable Housing Partners, Inc.	Ownership	0.010	Berkshire Hathaway Inc.	NO	
			35-2506966				AHP Housing Fund 79, LLC	DE	NIA	AHP Affordable, LLC	Ownership	99.990	Berkshire Hathaway Inc.	NO	
			38-3879542				AHP Housing Fund 8, LLC	DE	NIA	Affordable Housing Partners, Inc.	Ownership	0.010	Berkshire Hathaway Inc.	NO	
			38-3879542				AHP Housing Fund 8, LLC	DE	NIA	AHP Affordable, LLC	Ownership	99.990	Berkshire Hathaway Inc.	NO	
			38-3931007				AHP Housing Fund 80, LLC	DE	NIA	Affordable Housing Partners, Inc.	Ownership	0.010	Berkshire Hathaway Inc.	NO	
			38-3931007				AHP Housing Fund 80, LLC	DE	NIA	AHP Affordable, LLC	Ownership	99.990	Berkshire Hathaway Inc.	NO	
			37-1760827				AHP Housing Fund 81, LLC	DE	NIA	Affordable Housing Partners, Inc.	Ownership	0.010	Berkshire Hathaway Inc.	NO	
			37-1760827				AHP Housing Fund 81, LLC	DE	NIA	AHP Affordable, LLC	Ownership	99.990	Berkshire Hathaway Inc.	NO	
			37-1760982				AHP Housing Fund 82, LLC	DE	NIA	Affordable Housing Partners, Inc.	Ownership	0.010	Berkshire Hathaway Inc.	NO	
			37-1760982				AHP Housing Fund 82, LLC	DE	NIA	AHP Affordable, LLC	Ownership	99.990	Berkshire Hathaway Inc.	NO	
			32-0444400				AHP Housing Fund 83, LLC	DE	NIA	Affordable Housing Partners, Inc.	Ownership	0.010	Berkshire Hathaway Inc.	NO	

ANNUAL STATEMENT FOR THE YEAR 2023 OF THE General Re Life Corporation

**SCHEDULE Y**

**PART 1A - DETAIL OF INSURANCE HOLDING COMPANY SYSTEM**

1	2	3	4	5	6	7	8	9	10	11	12	13	14	15	16
Group Code	Group Name	NAIC Company Code	ID Number	Federal RSSD	CIK	Name of Securities Exchange if Publicly Traded (U.S. or International)	Names of Parent, Subsidiaries Or Affiliates	Domiciliary Location	Relationship to Reporting Entity	Directly Controlled by (Name of Entity/Person)	Type of Control (Ownership, Board, Management, Attorney-in-Fact, Influence, Other)	If Control is Ownership Provide Percentage	Ultimate Controlling Entity(ies)/Person(s)	Is an SCA Filing Required? (Yes/No)	*
			32-044400				AHP Housing Fund 83, LLC	DE	NIA	AHP Affordable, LLC	Ownership	99.990	Berkshire Hathaway Inc.	NO	
			38-3935611				AHP Housing Fund 84, LLC	DE	NIA	Affordable Housing Partners, Inc.	Ownership	0.010	Berkshire Hathaway Inc.	NO	
			38-3935611				AHP Housing Fund 84, LLC	DE	NIA	AHP Affordable, LLC	Ownership	99.990	Berkshire Hathaway Inc.	NO	
			37-1761560				AHP Housing Fund 85, LLC	DE	NIA	Affordable Housing Partners, Inc.	Ownership	0.010	Berkshire Hathaway Inc.	NO	
			37-1761560				AHP Housing Fund 85, LLC	DE	NIA	AHP Affordable, LLC	Ownership	99.990	Berkshire Hathaway Inc.	NO	
			30-0841960				AHP Housing Fund 86, LLC	DE	NIA	Affordable Housing Partners, Inc.	Ownership	0.010	Berkshire Hathaway Inc.	NO	
			30-0841960				AHP Housing Fund 86, LLC	DE	NIA	AHP Affordable, LLC	Ownership	99.990	Berkshire Hathaway Inc.	NO	
			37-1766203				AHP Housing Fund 87, LLC	DE	NIA	Affordable Housing Partners, Inc.	Ownership	0.010	Berkshire Hathaway Inc.	NO	
			37-1766203				AHP Housing Fund 87, LLC	DE	NIA	AHP Affordable, LLC	Ownership	99.990	Berkshire Hathaway Inc.	NO	
			37-1766144				AHP Housing Fund 88, LLC	DE	NIA	Affordable Housing Partners, Inc.	Ownership	0.010	Berkshire Hathaway Inc.	NO	
			37-1766144				AHP Housing Fund 88, LLC	DE	NIA	AHP Affordable, LLC	Ownership	99.990	Berkshire Hathaway Inc.	NO	
			38-3941115				AHP Housing Fund 89, LLC	DE	NIA	Affordable Housing Partners, Inc.	Ownership	0.010	Berkshire Hathaway Inc.	NO	
			38-3941115				AHP Housing Fund 89, LLC	DE	NIA	AHP Affordable, LLC	Ownership	99.990	Berkshire Hathaway Inc.	NO	
			38-3879644				AHP Housing Fund 9, LLC	DE	NIA	Affordable Housing Partners, Inc.	Ownership	0.010	Berkshire Hathaway Inc.	NO	
			38-3879644				AHP Housing Fund 9, LLC	DE	NIA	AHP Affordable, LLC	Ownership	99.990	Berkshire Hathaway Inc.	NO	
			36-4795421				AHP Housing Fund 90, LLC	DE	NIA	Affordable Housing Partners, Inc.	Ownership	0.010	Berkshire Hathaway Inc.	NO	
			36-4795421				AHP Housing Fund 90, LLC	DE	NIA	AHP Affordable, LLC	Ownership	99.990	Berkshire Hathaway Inc.	NO	
			32-0455387				AHP Housing Fund 91, LLC	DE	NIA	Affordable Housing Partners, Inc.	Ownership	0.010	Berkshire Hathaway Inc.	NO	
			32-0455387				AHP Housing Fund 91, LLC	DE	NIA	AHP Affordable, LLC	Ownership	99.990	Berkshire Hathaway Inc.	NO	
			61-1752340				AHP Housing Fund 92, LLC	DE	NIA	Affordable Housing Partners, Inc.	Ownership	0.010	Berkshire Hathaway Inc.	NO	
			61-1752340				AHP Housing Fund 92, LLC	DE	NIA	AHP Affordable, LLC	Ownership	99.990	Berkshire Hathaway Inc.	NO	
			35-2523462				AHP Housing Fund 93, LLC	DE	NIA	Affordable Housing Partners, Inc.	Ownership	0.010	Berkshire Hathaway Inc.	NO	
			35-2523462				AHP Housing Fund 93, LLC	DE	NIA	AHP Affordable, LLC	Ownership	99.990	Berkshire Hathaway Inc.	NO	
			32-0455837				AHP Housing Fund 94, LLC	DE	NIA	Affordable Housing Partners, Inc.	Ownership	0.010	Berkshire Hathaway Inc.	NO	
			32-0455837				AHP Housing Fund 94, LLC	DE	NIA	AHP Affordable, LLC	Ownership	99.990	Berkshire Hathaway Inc.	NO	
			36-4801123				AHP Housing Fund 95, LLC	DE	NIA	Affordable Housing Partners, Inc.	Ownership	0.010	Berkshire Hathaway Inc.	NO	
			36-4801123				AHP Housing Fund 95, LLC	DE	NIA	AHP Affordable, LLC	Ownership	99.990	Berkshire Hathaway Inc.	NO	
			38-3953295				AHP Housing Fund 96, LLC	DE	NIA	Affordable Housing Partners, Inc.	Ownership	0.010	Berkshire Hathaway Inc.	NO	
			38-3953295				AHP Housing Fund 96, LLC	DE	NIA	AHP Affordable, LLC	Ownership	99.990	Berkshire Hathaway Inc.	NO	
			32-0457110				AHP Housing Fund 97, LLC	DE	NIA	Affordable Housing Partners, Inc.	Ownership	0.010	Berkshire Hathaway Inc.	NO	
			32-0457110				AHP Housing Fund 97, LLC	DE	NIA	AHP Affordable, LLC	Ownership	99.990	Berkshire Hathaway Inc.	NO	
			32-0457171				AHP Housing Fund 98, LLC	DE	NIA	Affordable Housing Partners, Inc.	Ownership	0.010	Berkshire Hathaway Inc.	NO	
			32-0457171				AHP Housing Fund 98, LLC	DE	NIA	AHP Affordable, LLC	Ownership	99.990	Berkshire Hathaway Inc.	NO	
			32-0457278				AHP Housing Fund 99, LLC	DE	NIA	Affordable Housing Partners, Inc.	Ownership	0.010	Berkshire Hathaway Inc.	NO	
			32-0457278				AHP Housing Fund 99, LLC	DE	NIA	AHP Affordable, LLC	Ownership	99.990	Berkshire Hathaway Inc.	NO	
			84-3047721				AHP SLP LLC	DE	NIA	Affordable Housing Partners, Inc.	Ownership	0.010	Berkshire Hathaway Inc.	NO	
			84-3047721				AHP SLP LLC	DE	NIA	AHP Affordable, LLC	Ownership	99.990	Berkshire Hathaway Inc.	NO	
			37-1737103				AHP State Affordable 1, LLC	DE	NIA	AHP 1, L.P.	Ownership	0.010	Berkshire Hathaway Inc.	NO	
			37-1737103				AHP State Affordable 1, LLC	DE	NIA	GEICO Casualty Company	Ownership	0.010	Berkshire Hathaway Inc.	NO	
			37-1737103				AHP State Affordable 1, LLC	DE	NIA	GEICO General Insurance Company	Ownership	0.010	Berkshire Hathaway Inc.	NO	
			37-1737103				AHP State Affordable 1, LLC	DE	NIA	GEICO Indemnity Company	Ownership	0.010	Berkshire Hathaway Inc.	NO	
			37-1737103				AHP State Affordable 1, LLC	DE	NIA	Government Employees Insurance Company	Ownership	99.960	Berkshire Hathaway Inc.	NO	
			32-0481155				AHP State Affordable 2, LLC	DE	NIA	AHP 1, L.P.	Ownership	0.010	Berkshire Hathaway Inc.	NO	
			32-0481155				AHP State Affordable 2, LLC	DE	NIA	BNSF Railway Company	Ownership	99.990	Berkshire Hathaway Inc.	NO	
			83-3050414				AHP State Affordable 3, LLC	DE	NIA	Affordable Housing Partners, Inc.	Ownership	0.010	Berkshire Hathaway Inc.	NO	
			83-3050414				AHP State Affordable 3, LLC	DE	NIA	BNSF Railway Company	Ownership	99.990	Berkshire Hathaway Inc.	NO	
			32-0406704				AHP State Affordable, LLC	DE	NIA	Affordable Housing Partners, Inc.	Ownership	100.000	Berkshire Hathaway Inc.	NO	
			38-3898386				AHP State Housing Fund 1, LLC	DE	NIA	Affordable Housing Partners, Inc.	Ownership	0.010	Berkshire Hathaway Inc.	NO	
			38-3898386				AHP State Housing Fund 1, LLC	DE	NIA	AHP State Affordable 1, LLC	Ownership	99.990	Berkshire Hathaway Inc.	NO	

ANNUAL STATEMENT FOR THE YEAR 2023 OF THE General Re Life Corporation

**SCHEDULE Y**

**PART 1A - DETAIL OF INSURANCE HOLDING COMPANY SYSTEM**

1	2	3	4	5	6	7	8	9	10	11	12	13	14	15	16
Group Code	Group Name	NAIC Company Code	ID Number	Federal RSSD	CIK	Name of Securities Exchange if Publicly Traded (U.S. or International)	Names of Parent, Subsidiaries Or Affiliates	Domiciliary Location	Relationship to Reporting Entity	Directly Controlled by (Name of Entity/Person)	Type of Control (Ownership, Board, Management, Attorney-in-Fact, Influence, Other)	If Control is Ownership Provide Percentage	Ultimate Controlling Entity(ies)/Person(s)	Is an SCA Filing Required? (Yes/No)	*
			30-1031690				AHP State Housing Fund 10, LLC	DE	NIA	Affordable Housing Partners, Inc.	Ownership	0.010	Berkshire Hathaway Inc.	NO	
			30-1031690				AHP State Housing Fund 10, LLC	DE	NIA	AHP State Affordable 3, LLC	Ownership	99.990	Berkshire Hathaway Inc.	NO	
			85-3262876				AHP State Housing Fund 11, LLC	DE	NIA	Affordable Housing Partners, Inc.	Ownership	0.010	Berkshire Hathaway Inc.	NO	
			85-3262876				AHP State Housing Fund 11, LLC	DE	NIA	AHP State Affordable, LLC	Ownership	99.990	Berkshire Hathaway Inc.	NO	
			85-3288529				AHP State Housing Fund 12, LLC	DE	NIA	Affordable Housing Partners, Inc.	Ownership	0.010	Berkshire Hathaway Inc.	NO	
			85-3288529				AHP State Housing Fund 12, LLC	DE	NIA	AHP State Affordable, LLC	Ownership	99.990	Berkshire Hathaway Inc.	NO	
			85-3298919				AHP State Housing Fund 13, LLC	DE	NIA	Affordable Housing Partners, Inc.	Ownership	0.010	Berkshire Hathaway Inc.	NO	
			85-3298919				AHP State Housing Fund 13, LLC	DE	NIA	AHP State Affordable, LLC	Ownership	99.990	Berkshire Hathaway Inc.	NO	
			85-3325040				AHP State Housing Fund 14, LLC	DE	NIA	Affordable Housing Partners, Inc.	Ownership	0.010	Berkshire Hathaway Inc.	NO	
			85-3325040				AHP State Housing Fund 14, LLC	DE	NIA	AHP State Affordable, LLC	Ownership	99.990	Berkshire Hathaway Inc.	NO	
			85-3344981				AHP State Housing Fund 15, LLC	DE	NIA	Affordable Housing Partners, Inc.	Ownership	0.010	Berkshire Hathaway Inc.	NO	
			85-3344981				AHP State Housing Fund 15, LLC	DE	NIA	AHP State Affordable, LLC	Ownership	99.990	Berkshire Hathaway Inc.	NO	
			85-3449216				AHP State Housing Fund 16, LLC	DE	NIA	Affordable Housing Partners, Inc.	Ownership	0.010	Berkshire Hathaway Inc.	NO	
			85-3449216				AHP State Housing Fund 16, LLC	DE	NIA	AHP State Affordable, LLC	Ownership	99.990	Berkshire Hathaway Inc.	NO	
			85-3553551				AHP State Housing Fund 17, LLC	DE	NIA	Affordable Housing Partners, Inc.	Ownership	0.010	Berkshire Hathaway Inc.	NO	
			85-3553551				AHP State Housing Fund 17, LLC	DE	NIA	AHP State Affordable, LLC	Ownership	99.990	Berkshire Hathaway Inc.	NO	
			85-3489037				AHP State Housing Fund 18, LLC	DE	NIA	Affordable Housing Partners, Inc.	Ownership	0.010	Berkshire Hathaway Inc.	NO	
			85-3489037				AHP State Housing Fund 18, LLC	DE	NIA	AHP State Affordable, LLC	Ownership	99.990	Berkshire Hathaway Inc.	NO	
			85-3528525				AHP State Housing Fund 19, LLC	DE	NIA	Affordable Housing Partners, Inc.	Ownership	0.010	Berkshire Hathaway Inc.	NO	
			85-3528525				AHP State Housing Fund 19, LLC	DE	NIA	AHP State Affordable, LLC	Ownership	99.990	Berkshire Hathaway Inc.	NO	
			35-2468668				AHP State Housing Fund 2, LLC	DE	NIA	Affordable Housing Partners, Inc.	Ownership	0.010	Berkshire Hathaway Inc.	NO	
			35-2468668				AHP State Housing Fund 2, LLC	DE	NIA	AHP State Affordable 1, LLC	Ownership	99.990	Berkshire Hathaway Inc.	NO	
			85-3551155				AHP State Housing Fund 20, LLC	DE	NIA	Affordable Housing Partners, Inc.	Ownership	0.010	Berkshire Hathaway Inc.	NO	
			85-3551155				AHP State Housing Fund 20, LLC	DE	NIA	AHP State Affordable, LLC	Ownership	99.990	Berkshire Hathaway Inc.	NO	
			32-0402570				AHP State Housing Fund 3, LLC	DE	NIA	Affordable Housing Partners, Inc.	Ownership	0.010	Berkshire Hathaway Inc.	NO	
			32-0402570				AHP State Housing Fund 3, LLC	DE	NIA	AHP State Affordable 1, LLC	Ownership	99.990	Berkshire Hathaway Inc.	NO	
			37-1714820				AHP State Housing Fund 4, LLC	DE	NIA	Affordable Housing Partners, Inc.	Ownership	0.010	Berkshire Hathaway Inc.	NO	
			37-1714820				AHP State Housing Fund 4, LLC	DE	NIA	AHP State Affordable 2, LLC	Ownership	99.990	Berkshire Hathaway Inc.	NO	
			32-0402970				AHP State Housing Fund 5, LLC	DE	NIA	Affordable Housing Partners, Inc.	Ownership	0.010	Berkshire Hathaway Inc.	NO	
			32-0402970				AHP State Housing Fund 5, LLC	DE	NIA	AHP State Affordable 3, LLC	Ownership	99.990	Berkshire Hathaway Inc.	NO	
			61-1866382				AHP State Housing Fund 6, LLC	DE	NIA	Affordable Housing Partners, Inc.	Ownership	0.010	Berkshire Hathaway Inc.	NO	
			61-1866382				AHP State Housing Fund 6, LLC	DE	NIA	AHP State Affordable 3, LLC	Ownership	99.990	Berkshire Hathaway Inc.	NO	
			61-1866540				AHP State Housing Fund 7, LLC	DE	NIA	Affordable Housing Partners, Inc.	Ownership	0.010	Berkshire Hathaway Inc.	NO	
			61-1866540				AHP State Housing Fund 7, LLC	DE	NIA	AHP State Affordable 3, LLC	Ownership	99.990	Berkshire Hathaway Inc.	NO	
			61-1866585				AHP State Housing Fund 8, LLC	DE	NIA	Affordable Housing Partners, Inc.	Ownership	0.010	Berkshire Hathaway Inc.	NO	
			61-1866585				AHP State Housing Fund 8, LLC	DE	NIA	AHP Federal and State Affordable 1, LLC	Ownership	99.990	Berkshire Hathaway Inc.	NO	
			36-4889302				AHP State Housing Fund 9, LLC	DE	NIA	Affordable Housing Partners, Inc.	Ownership	0.010	Berkshire Hathaway Inc.	NO	
			36-4889302				AHP State Housing Fund 9, LLC	DE	NIA	AHP Federal and State Affordable 1, LLC	Ownership	99.990	Berkshire Hathaway Inc.	NO	
			53-0075853				AI Shift II & CY LP	DE	NIA	BRK Investment Holdings, LLC	Ownership	100.000	Berkshire Hathaway Inc.	NO	
			46-2291458				AI PCF V CHI Blocker Inc.	DE	NIA	Precision Castparts Corp.	Ownership	100.000	Berkshire Hathaway Inc.	NO	
			35-1801239				AirTek, LLC	DE	NIA	APACE Holding Company LLC	Ownership	100.000	Berkshire Hathaway Inc.	NO	
			43-0909089				AJF Warehouse Distributors, Inc.	IL	NIA	XTRA LLC	Ownership	100.000	Berkshire Hathaway Inc.	NO	
			94-6000007				Alameda Belt Line	CA	NIA	BNSF Railway Company	Ownership	50.000	Berkshire Hathaway Inc.	NO	
			81-4099469				Alamo 6 Solar Holdings, LLC	DE	NIA	BHE Solar, LLC	Ownership	100.000	Berkshire Hathaway Inc.	NO	
			47-2454031				Alamo 6, LLC	DE	NIA	Alamo 6 Solar Holdings, LLC	Ownership	100.000	Berkshire Hathaway Inc.	NO	
			45-2081405				Alaska Gas Pipeline Company, LLC	CAN	NIA	Alaska Gas Transmission Company, LLC	Ownership	100.000	Berkshire Hathaway Inc.	NO	
			20-0730905				Alaska Gas Transmission Company, LLC	DE	NIA	BHE Pipeline Group, LLC	Ownership	100.000	Berkshire Hathaway Inc.	NO	
			39-1389732				Albecca Inc.	GA	NIA	Berkshire Hathaway Inc.	Ownership	100.000	Berkshire Hathaway Inc.	NO	
							Albemarle Sound Dock LLC	NC	NIA	MiTek Inc.	Ownership	100.000	Berkshire Hathaway Inc.	NO	

ANNUAL STATEMENT FOR THE YEAR 2023 OF THE General Re Life Corporation

**SCHEDULE Y**  
**PART 1A - DETAIL OF INSURANCE HOLDING COMPANY SYSTEM**

1	2	3	4	5	6	7	8	9	10	11	12	13	14	15	16
Group Code	Group Name	NAIC Company Code	ID Number	Federal RSSD	CIK	Name of Securities Exchange if Publicly Traded (U.S. or International)	Names of Parent, Subsidiaries Or Affiliates	Domiciliary Location	Relationship to Reporting Entity	Directly Controlled by (Name of Entity/Person)	Type of Control (Ownership, Board, Management, Attorney-in-Fact, Influence, Other)	If Control is Ownership Provide Percentage	Ultimate Controlling Entity(ies)/Person(s)	Is an SCA Filing Required? (Yes/No)	*
							AlbertaEx G.P. Inc	.CAN	NIA	BHE Canada Limited	Ownership	100.000	Berkshire Hathaway Inc	NO	
							AlbertaEx, L.P.	.CAN	NIA	AlbertaEx G.P. Inc	Ownership	0.010	Berkshire Hathaway Inc	NO	
							AlbertaEx, L.P.	.CAN	NIA	BHE Canada Holdings Corporation	Ownership	99.990	Berkshire Hathaway Inc	NO	
			20-5006642				Alexandria Housing LLLP	.MN	NIA	AHP Housing Fund 23, LLC	Ownership	99.990	Berkshire Hathaway Inc	NO	
			81-1016445				Alhambra Partners, LP	.AZ	NIA	AHP Housing Fund 135, LLC	Ownership	99.990	Berkshire Hathaway Inc	NO	
			13-3725517				Alleghany Capital Corporation	.DE	NIA	Alleghany Corporation	Ownership	100.000	Berkshire Hathaway Inc	NO	
			51-0283071				Alleghany Corporation	.DE	NIA	Berkshire Hathaway Inc	Ownership	100.000	Berkshire Hathaway Inc	NO	
			84-2630349				Alleghany Hospitality Investments LLC	.DE	NIA	Alleghany Capital Corporation	Ownership	100.000	Berkshire Hathaway Inc	NO	
			51-0283071				Alleghany Insurance Holdings LLC	.DE	NIA	Alleghany Corporation	Ownership	100.000	Berkshire Hathaway Inc	NO	
			68-0339019				Alleghany Properties Holdings LLC	.DE	NIA	Alleghany Corporation	Ownership	100.000	Berkshire Hathaway Inc	NO	
			68-0339019				Alleghany Properties LLC	.DE	NIA	Alleghany Properties Holdings LLC	Ownership	100.000	Berkshire Hathaway Inc	NO	
			20-5101850				Alleghany Reinsurance Company	.VT	IA	Alleghany Insurance Holdings LLC	Ownership	100.000	Berkshire Hathaway Inc	NO	
			47-5615810				Alliance Title Group, LLC	.MO	NIA	HomeServices of Mokane, LLC	Ownership	100.000	Berkshire Hathaway Inc	NO	
			75-1379033				Alpha Cargo Motor Express, Inc.	.TX	NIA	Acme Brick Company	Ownership	100.000	Berkshire Hathaway Inc	NO	
							ALS (Aust) Pty. Ltd.	.AUS	NIA	Procrane Holdings, Inc.	Ownership	100.000	Berkshire Hathaway Inc	NO	
							AltaLink Holdings, L.P.	.CAN	NIA	AltaLink Investment Management Ltd.	Ownership	0.010	Berkshire Hathaway Inc	NO	
							AltaLink Holdings, L.P.	.CAN	NIA	BHE Alberta Ltd.	Ownership	99.990	Berkshire Hathaway Inc	NO	
							AltaLink Investment Management Ltd.	.CAN	NIA	BHE Alberta Ltd.	Ownership	76.923	Berkshire Hathaway Inc	NO	
							AltaLink Investment Management Ltd.	.CAN	NIA	BHE GP Holdings Ltd.	Ownership	23.077	Berkshire Hathaway Inc	NO	
							AltaLink Investments, L.P.	.CAN	NIA	AltaLink Holdings, L.P.	Ownership	99.990	Berkshire Hathaway Inc	NO	
							AltaLink Investments, L.P.	.CAN	NIA	AltaLink Investment Management Ltd.	Ownership	0.010	Berkshire Hathaway Inc	NO	
							AltaLink Management Ltd.	.CAN	NIA	BHE Alberta Ltd.	Ownership	76.923	Berkshire Hathaway Inc	NO	
							AltaLink Management Ltd.	.CAN	NIA	BHE GP Holdings Ltd.	Ownership	23.077	Berkshire Hathaway Inc	NO	
							AltaLink, L.P.	.CAN	NIA	AltaLink Investments, L.P.	Ownership	99.990	Berkshire Hathaway Inc	NO	
							AltaLink, L.P.	.CAN	NIA	AltaLink Management Ltd.	Ownership	0.010	Berkshire Hathaway Inc	NO	
			38-3689327				Altaquip LLC	.DE	NIA	World Book, Inc.	Ownership	100.000	Berkshire Hathaway Inc	NO	
			86-1093480				Alu-Forge, Inc.	.CA	NIA	Precision Castparts Corp.	Ownership	100.000	Berkshire Hathaway Inc	NO	
							Amarillo Gear (Jiangsu) Co., Ltd.	.CHN	NIA	Kunshan EcolWater Systems Company Limited	Ownership	100.000	Berkshire Hathaway Inc	NO	
							Amarillo Gear (Singapore) Pte Ltd.	.SGP	NIA	Marmon Water, Inc.	Ownership	100.000	Berkshire Hathaway Inc	NO	
			75-2144782				Amarillo Gear Company LLC	.DE	NIA	Marmon Water, Inc.	Ownership	100.000	Berkshire Hathaway Inc	NO	
			77-0221021				Amarillo Wind Machine LLC	.DE	NIA	Amarillo Gear Company LLC	Ownership	100.000	Berkshire Hathaway Inc	NO	
			47-0668225				Ambassador Real Estate Company	.NE	NIA	HSN Holdings, LLC	Ownership	100.000	Berkshire Hathaway Inc	NO	
			27-4752733				Ambassador Title Services, LLC	.NE	NIA	ARE Escrow, LLC	Ownership	93.010	Berkshire Hathaway Inc	NO	
			94-3381524				American All Risk Insurance Services, Inc.	.CA	NIA	Columbia Insurance Company	Ownership	100.000	Berkshire Hathaway Inc	NO	
							American Commercial Claims Administrators Inc.	.CA	NIA	Columbia Insurance Company	Ownership	100.000	Berkshire Hathaway Inc	NO	
			94-3381520				American Dairy Queen Corporation	.DE	NIA	International Dairy Queen, Inc.	Ownership	100.000	Berkshire Hathaway Inc	NO	
			41-0853275				American Eagle Referral Service, LLC	.NV	NIA	HomeServices of Nevada, LLC	Ownership	100.000	Berkshire Hathaway Inc	NO	
			88-0384893				Americana Arizona Referrals, LLC	.AZ	NIA	HomeServices of Arizona, LLC	Ownership	100.000	Berkshire Hathaway Inc	NO	
			45-2128412				Americana Arizona, LLC	.AZ	NIA	HomeServices of Arizona, LLC	Ownership	100.000	Berkshire Hathaway Inc	NO	
			45-0640274				Americana, L.L.C.	.NV	NIA	HomeServices of Nevada, LLC	Ownership	100.000	Berkshire Hathaway Inc	NO	
			88-0412564				AmGUARD Insurance Company	.NE	IA	WestGUARD Insurance Company	Ownership	100.000	Berkshire Hathaway Inc	NO	
			23-2240321				Amiston Linesight Limited	.BHR	NIA	Anchorbuoy Ltd	Ownership	100.000	Berkshire Hathaway Inc	NO	
			98-1638594				Amiston Linesight Limited (IE)	.IRL	NIA	Anchorbuoy Ltd	Ownership	100.000	Berkshire Hathaway Inc	NO	
			98-1637861				AMTT Management, LLC	.TX	NIA	McCarty-Hull Cigar Company, Inc.	Ownership	100.000	Berkshire Hathaway Inc	NO	
			20-1200871				An Iorua AS	.NOR	NIA	Anchorbuoy Ltd	Ownership	100.000	Berkshire Hathaway Inc	NO	
			98-1663102				Anchor GCC Ltd	.IMN	NIA	Anchorbuoy Ltd	Ownership	100.000	Berkshire Hathaway Inc	NO	
			98-1640296				Anchorbuoy Ltd	.IMN	NIA	IPS-Integrated Project Services, LLC	Ownership	100.000	Berkshire Hathaway Inc	NO	
			98-1638183				Anderson Copper and Brass Company LLC	.DE	NIA	Marmon Engineered Components Company	Ownership	100.000	Berkshire Hathaway Inc	NO	
			36-3483349												



ANNUAL STATEMENT FOR THE YEAR 2023 OF THE General Re Life Corporation

**SCHEDULE Y**

**PART 1A - DETAIL OF INSURANCE HOLDING COMPANY SYSTEM**

1	2	3	4	5	6	7	8	9	10	11	12	13	14	15	16
Group Code	Group Name	NAIC Company Code	ID Number	Federal RSSD	CIK	Name of Securities Exchange if Publicly Traded (U.S. or International)	Names of Parent, Subsidiaries Or Affiliates	Domiciliary Location	Relationship to Reporting Entity	Directly Controlled by (Name of Entity/Person)	Type of Control (Ownership, Board, Management, Attorney-in-Fact, Influence, Other)	If Control is Ownership Provide Percentage	Ultimate Controlling Entity(ies)/Person(s)	Is an SCA Filing Required? (Yes/No)	*
			26-0798273 61-1276005				Anderson Hardwood Floors, LLC Andrews Laser Works Corporation	GA KY	NIA NIA	Shaw Industries Group, Inc. Noranco Manufacturing (USA) Ltd. Geronimo Community Solar Gardens Holding Company, LLC	Ownership Ownership	100.000 100.000	Berkshire Hathaway Inc. Berkshire Hathaway Inc.	NO NO	
			37-1791075 47-5183763 47-5196584 47-5203083 47-5221842 47-5233687				Andromeda Community Solar Gardens, LLC Andromeda CSG1, LLC Andromeda CSG2, LLC Andromeda CSG3, LLC Andromeda CSG4, LLC Andromeda CSG5, LLC	MIN MIN MIN MIN MIN MIN	NIA NIA NIA NIA NIA NIA	Andromeda CSG1, LLC Andromeda CSG1, LLC Andromeda CSG1, LLC Andromeda CSG1, LLC Andromeda CSG1, LLC Andromeda CSG1, LLC	Ownership Ownership Ownership Ownership Ownership Ownership	100.000 100.000 100.000 100.000 100.000 100.000	Berkshire Hathaway Inc. Berkshire Hathaway Inc. Berkshire Hathaway Inc. Berkshire Hathaway Inc. Berkshire Hathaway Inc. Berkshire Hathaway Inc.	NO NO NO NO NO NO	
			46-5716004				Angelo Po America Inc. Angelo Po France Sarl Angelo Po Grandi Cucine S.p.A. Angelo Po Iberica S.L. Angelo Po Trading Shanghai Co. Ltd	DE FRA ITA ESP CHN	NIA NIA NIA NIA NIA	Angelo Po Grandi Cucine S.p.A. Marmon Italia S.r.l. Angelo Po Grandi Cucine S.p.A. Angelo Po Grandi Cucine S.p.A. Geronimo Community Solar Gardens Holding Company, LLC	Ownership Ownership Ownership Ownership Ownership	100.000 100.000 100.000 100.000 100.000	Berkshire Hathaway Inc. Berkshire Hathaway Inc. Berkshire Hathaway Inc. Berkshire Hathaway Inc. Berkshire Hathaway Inc.	NO NO NO NO NO	
			38-3978157 47-5028133 47-5042238 47-5050085				Antares Community Solar Gardens, LLC Antares CSG1, LLC Antares CSG2, LLC Antares CSG3, LLC	MIN MIN MIN MIN	NIA NIA NIA NIA	Antares Community Solar Gardens, LLC Antares Community Solar Gardens, LLC Antares Community Solar Gardens, LLC Geronimo Community Solar Gardens Holding Company, LLC	Ownership Ownership Ownership Ownership	100.000 100.000 100.000 100.000	Berkshire Hathaway Inc. Berkshire Hathaway Inc. Berkshire Hathaway Inc. Berkshire Hathaway Inc.	NO NO NO NO	
			35-2541005 47-5183888 47-5196460				Antlia Community Solar Gardens, LLC Antlia CSG1, LLC Antlia CSG2, LLC	MIN MIN MIN	NIA NIA NIA	Antlia Community Solar Gardens, LLC Antlia Community Solar Gardens, LLC Antlia Community Solar Gardens, LLC	Ownership Ownership Ownership	100.000 100.000 100.000	Berkshire Hathaway Inc. Berkshire Hathaway Inc. Berkshire Hathaway Inc.	NO NO NO	
			62-1738219 85-2754640 98-0454616 98-0454616 37-1447593				AP Acumed Orthopädie GmbH AP Emissions Technologies, LLC APACE Holding Company LLC Apaneca Manufacturing Ltda., de C.V. Apaneca Manufacturing Ltda., de C.V. Apex (China) Holding Company LLC Apex (Guangzhou) Tools & Orthopedics Company	DEU DE DE SLV SLV DE CHN	NIA NIA NIA NIA NIA NIA NIA	Acumed, LLC APACE Holding Company LLC Perfection Hy-Test Company Union Sales, LLC Union Underwear Company, Inc. Colson Medical, LLC Apex (China) Holding Company LLC	Ownership Ownership Ownership Ownership Ownership Ownership Ownership	100.000 100.000 100.000 1.000 99.000 100.000 100.000	Berkshire Hathaway Inc. Berkshire Hathaway Inc. Berkshire Hathaway Inc. Berkshire Hathaway Inc. Berkshire Hathaway Inc. Berkshire Hathaway Inc. Berkshire Hathaway Inc.	NO NO NO NO NO NO NO	
			68-0339019 68-0339019 68-0339019 68-0339019 45-5010075				Apex (HK) Tools & Orthopedics Limited Apex (Suzhou) Medical Products Company APH Las Serenas Simi Valley, LLC APH SLP, LLC APH Terracina Cathedral City, LLC APH Terracina Vineyard LLC Apogee Metals LLC Aqua Works Private Limited Aqua Works Private Limited Aquamatic H2O Solutions Private Limited Aquamatic H2O Solutions Private Limited	CHN CHN DE DE DE DE VA IND IND IND	NIA NIA NIA NIA NIA NIA NIA NIA NIA NIA NIA	Apex (HK) Tools & Orthopedics Limited Apex (Suzhou) Medical Products Company Alleghany Properties Holdings LLC Alleghany Properties Holdings LLC Alleghany Properties Holdings LLC Alleghany Properties Holdings LLC LeachGarner, Inc. KX Technologies Pte. Ltd. Marmon Water (Singapore) Pte Ltd. Aqua Works Private Limited Filtrex Technologies Private Limited	Ownership Ownership Ownership Ownership Ownership Ownership Ownership Ownership Ownership Ownership	100.000 100.000 100.000 100.000 100.000 100.000 100.000 1.000 99.000 0.010 99.990	Berkshire Hathaway Inc. Berkshire Hathaway Inc. Berkshire Hathaway Inc. Berkshire Hathaway Inc. Berkshire Hathaway Inc. Berkshire Hathaway Inc. Berkshire Hathaway Inc. Berkshire Hathaway Inc. Berkshire Hathaway Inc. Berkshire Hathaway Inc. Berkshire Hathaway Inc.	NO NO NO NO NO NO NO NO NO NO NO	
			83-1840299 27-4743835 82-5374272 92-2792548				ARE Commercial Real Estate, LLC ARE Escrow, LLC ARE Iowa, LLC ARE Title JV, LLC	NE NE DE NE	NIA NIA NIA NIA	Ambassador Real Estate Company ARE Iowa, LLC Ambassador Real Estate Company Ambassador Title Services, LLC	Ownership Ownership Ownership Ownership	100.000 58.500 100.000 51.000	Berkshire Hathaway Inc. Berkshire Hathaway Inc. Berkshire Hathaway Inc. Berkshire Hathaway Inc.	NO NO NO NO	
			35-2544176 47-5484483				Argo Navis Community Solar Gardens, LLC Argo Navis CSG1, LLC	MIN MIN	NIA NIA	Geronimo Community Solar Gardens Holding Company, LLC Argo Navis Community Solar Gardens, LLC	Ownership Ownership	100.000 100.000	Berkshire Hathaway Inc. Berkshire Hathaway Inc.	NO NO	

ANNUAL STATEMENT FOR THE YEAR 2023 OF THE General Re Life Corporation

**SCHEDULE Y**

**PART 1A - DETAIL OF INSURANCE HOLDING COMPANY SYSTEM**

1	2	3	4	5	6	7	8	9	10	11	12	13	14	15	16
Group Code	Group Name	NAIC Company Code	ID Number	Federal RSSD	CIK	Name of Securities Exchange if Publicly Traded (U.S. or International)	Names of Parent, Subsidiaries Or Affiliates	Domiciliary Location	Relationship to Reporting Entity	Directly Controlled by (Name of Entity/Person)	Type of Control (Ownership, Board, Management, Attorney-in-Fact, Influence, Other)	If Control is Ownership Provide Percentage	Ultimate Controlling Entity(ies)/Person(s)	Is an SCA Filing Required? (Yes/No)	*
			47-5510448				Argo Navis CSG2, LLC	..MN.....	..NIA.....	Argo Navis Community Solar Gardens, LLC	Ownership.....	100.000	Berkshire Hathaway Inc.	..NO.....	
			47-5520932				Argo Navis CSG3, LLC	..MN.....	..NIA.....	Argo Navis Community Solar Gardens, LLC	Ownership.....	100.000	Berkshire Hathaway Inc.	..NO.....	
			35-2537481				Aries Community Solar Gardens, LLC	..MN.....	..NIA.....	Company, LLC	Ownership.....	100.000	Berkshire Hathaway Inc.	..NO.....	
			47-4702940				Aries CSG1, LLC	..MN.....	..NIA.....	Aries Community Solar Gardens, LLC	Ownership.....	100.000	Berkshire Hathaway Inc.	..NO.....	
			47-4722301				Aries CSG2, LLC	..MN.....	..NIA.....	Aries Community Solar Gardens, LLC	Ownership.....	100.000	Berkshire Hathaway Inc.	..NO.....	
			47-4743067				Aries CSG3, LLC	..MN.....	..NIA.....	Aries Community Solar Gardens, LLC	Ownership.....	100.000	Berkshire Hathaway Inc.	..NO.....	
			47-4754001				Aries CSG4, LLC	..MN.....	..NIA.....	Aries Community Solar Gardens, LLC	Ownership.....	100.000	Berkshire Hathaway Inc.	..NO.....	
			35-1844542				Aristo, LLC	..DE.....	..NIA.....	APACE Holding Company LLC	Ownership.....	100.000	Berkshire Hathaway Inc.	..NO.....	
			86-0958994				Arizona Home Services, L.L.C.	..AZ.....	..NIA.....	Roy H. Long Realty Company, Inc.	Ownership.....	100.000	Berkshire Hathaway Inc.	..NO.....	
			81-5475389				Arizona Warehouse and Supply, LLC.	..NV.....	..NIA.....	Interco Tobacco Retailers, Inc.	Ownership.....	100.000	Berkshire Hathaway Inc.	..NO.....	
			75-2827246				Artex Automotive Sales II, LLC	..DE.....	..NIA.....	Berkshire Hathaway Automotive Inc.	Ownership.....	86.000	Berkshire Hathaway Inc.	..NO.....	
			20-4762802				Artform International Inc.	..DE.....	..NIA.....	Marmon Retail Technologies Company	Ownership.....	100.000	Berkshire Hathaway Inc.	..NO.....	
			98-0665325				Artform International Ltd.	..GBR.....	..NIA.....	Marmon Group Limited, The	Ownership.....	100.000	Berkshire Hathaway Inc.	..NO.....	
			45-4102030				Artisan American JPA, L.P.	..LA.....	..NIA.....	AHP Housing Fund 16, LLC	Ownership.....	99.990	Berkshire Hathaway Inc.	..NO.....	
							Associated Aviation Underwriters Limited	..GBR.....	..NIA.....	Global Aerospace Underwriting Managers Limited	Ownership.....	100.000	Berkshire Hathaway Inc.	..NO.....	
			47-1655957				Atlantic Precision, Inc.	..WI.....	..NIA.....	Precision Castparts Corp.	Ownership.....	100.000	Berkshire Hathaway Inc.	..NO.....	
			98-0458720				Atlas Bolt & Screw (Shenzhen) Co. Limited	..CHN.....	..NIA.....	Marmon Services Limited	Ownership.....	100.000	Berkshire Hathaway Inc.	..NO.....	
			98-0458710				Atlas Bolt & Screw (Zhongshan) Co. Ltd	..CHN.....	..NIA.....	Marmon Services Limited	Ownership.....	100.000	Berkshire Hathaway Inc.	..NO.....	
			34-1537181				Atlas Bolt & Screw Company LLC	..DE.....	..NIA.....	Marmon Engineered Components Company	Ownership.....	100.000	Berkshire Hathaway Inc.	..NO.....	
			27-2384653				Attorneys Title Holdings, Incorporated	..NC.....	..NIA.....	HomeServices of the Carolinas, Inc.	Ownership.....	100.000	Berkshire Hathaway Inc.	..NO.....	
0031	Berkshire Hathaway Group	13795	27-2949746				AttPro PRG Reciprocal Risk Retention Group	..DC.....	..IA.....	MedPro Group Inc	Ownership.....	100.000	Berkshire Hathaway Inc.	..NO.....	
			82-4877298				AuroraMTS, LLC	..TX.....	..NIA.....	BNSF Logistics, LLC	Ownership.....	100.000	Berkshire Hathaway Inc.	..NO.....	
			86-0554751				Auto Media, LLC	..DE.....	..NIA.....	Berkshire Hathaway Automotive Inc.	Ownership.....	100.000	Berkshire Hathaway Inc.	..NO.....	
			95-1504250				Avibank Mfg., Inc.	..DE.....	..NIA.....	SPS International Investment Company	Ownership.....	100.000	Berkshire Hathaway Inc.	..NO.....	
			02-0656633				Avibank Services, LLC	..DE.....	..NIA.....	SPS Technologies, LLC	Ownership.....	85.000	Berkshire Hathaway Inc.	..NO.....	
			45-4759326				Avid Product Development, LLC	..CO.....	..NIA.....	Lubrizol Advanced Materials, Inc.	Ownership.....	100.000	Berkshire Hathaway Inc.	..NO.....	
			82-1117855				Avondale Van Buren ALF, LLC	..DE.....	..NIA.....	AHP Housing Fund 162, LLC	Ownership.....	99.990	Berkshire Hathaway Inc.	..NO.....	
0031	Berkshire Hathaway Group	16495	83-1551360				AZGUARD Insurance Company	..NE.....	..IA.....	WestGUARD Insurance Company	Ownership.....	100.000	Berkshire Hathaway Inc.	..NO.....	
							B.L. Intimate Apparel Canada Inc.	..CAN.....	..NIA.....	Vanity Fair Brands, LP	Ownership.....	50.000	Berkshire Hathaway Inc.	..NO.....	
							BA(GI) Limited	..GBR.....	..NIA.....	SLI Holding Limited	Ownership.....	100.000	Berkshire Hathaway Inc.	..NO.....	
							BAIG Limited	..GBR.....	..NIA.....	Global Aerospace Underwriting Managers Limited	Ownership.....	100.000	Berkshire Hathaway Inc.	..NO.....	
			98-0433160				Balsamar Manufacturing, Limitada, de C.V.	..SLV.....	..NIA.....	Union Sales,LLC	Ownership.....	1.000	Berkshire Hathaway Inc.	..NO.....	
			98-0433160				Balsamar Manufacturing, Limitada, de C.V.	..SLV.....	..NIA.....	Union Underwear Company, Inc.	Ownership.....	99.000	Berkshire Hathaway Inc.	..NO.....	
							Baltic Gas Sp. Z o.o.	..POL.....	..NIA.....	CalEnergy Resources Poland Sp. z.o.o.	Ownership.....	50.000	Berkshire Hathaway Inc.	..NO.....	
							Baltic Gas Sp. z o.o. i wspólnicy sp. k.	..POL.....	..NIA.....	Baltic Gas Sp. Z o.o.	Ownership.....	0.001	Berkshire Hathaway Inc.	..NO.....	
							Baltic Gas Sp. z o.o. i wspólnicy sp. k.	..POL.....	..NIA.....	CalEnergy Resources Poland Sp. z.o.o.	Ownership.....	49.000	Berkshire Hathaway Inc.	..NO.....	
			98-0221556				Barth Larson-Juhl B.V.	..NLD.....	..NIA.....	Larson-Juhl Netherlands B.V.	Ownership.....	100.000	Berkshire Hathaway Inc.	..NO.....	
			98-1503752				Bavaria Medizin Technologie GmbH	..DEU.....	..NIA.....	Lubrizol Deutschland GmbH	Ownership.....	100.000	Berkshire Hathaway Inc.	..NO.....	
			98-1514468				Bavaria Medizin Technologie Romania SRL	..ROU.....	..NIA.....	Bavaria Medizin Technologie GmbH	Ownership.....	100.000	Berkshire Hathaway Inc.	..NO.....	
			46-5660755				Bayou Oaks Homes, LP	..LA.....	..NIA.....	AHP Housing Fund 79, LLC	Ownership.....	99.990	Berkshire Hathaway Inc.	..NO.....	
			75-2874875				Bayport Systems, Inc.	..TX.....	..NIA.....	BNSF Railway Company	Ownership.....	100.000	Berkshire Hathaway Inc.	..NO.....	
			75-2947075				BayRail, LLC	..DE.....	..NIA.....	BNSF Railway Company	Ownership.....	100.000	Berkshire Hathaway Inc.	..NO.....	
			83-0955138				BC 2018 Lockhart, LP	..TX.....	..NIA.....	AHP Housing Fund 206, LLC	Ownership.....	99.990	Berkshire Hathaway Inc.	..NO.....	
			86-1472820				BDFH, Inc.	..CA.....	..NIA.....	HomeServices of California, LLC	Ownership.....	100.000	Berkshire Hathaway Inc.	..NO.....	
			36-4671511				BDT I-A Plim, LLC	..DE.....	..NIA.....	National Indemnity Company	Ownership.....	100.000	Berkshire Hathaway Inc.	..NO.....	
			26-0284381				Beach Properties of Florida, LLC	..FL.....	..NIA.....	HomeServices of Florida, Inc.	Ownership.....	100.000	Berkshire Hathaway Inc.	..NO.....	

ANNUAL STATEMENT FOR THE YEAR 2023 OF THE General Re Life Corporation

**SCHEDULE Y**

**PART 1A - DETAIL OF INSURANCE HOLDING COMPANY SYSTEM**

1	2	3	4	5	6	7	8	9	10	11	12	13	14	15	16
Group Code	Group Name	NAIC Company Code	ID Number	Federal RSSD	CIK	Name of Securities Exchange if Publicly Traded (U.S. or International)	Names of Parent, Subsidiaries Or Affiliates	Domiciliary Location	Relationship to Reporting Entity	Directly Controlled by (Name of Entity/Person)	Type of Control (Ownership, Board, Management, Attorney-in-Fact, Influence, Other)	If Control is Ownership Provide Percentage	Ultimate Controlling Entity(ies)/Person(s)	Is an SCA Filing Required? (Yes/No)	*
			46-1127820				Bell Road Motors, LLC	DE	NIA	Berkshire Hathaway Automotive Inc.	Ownership	83.000	Berkshire Hathaway Inc.	NO	
			46-1127820				Bell Road Motors, LLC	DE	NIA	BHA Minority Interest Holdco, Inc.	Ownership	13.000	Berkshire Hathaway Inc.	NO	
			94-3366374				Ben Bridge Corporation	WA	NIA	Berkshire Hathaway Inc.	Ownership	100.000	Berkshire Hathaway Inc.	NO	
			91-0695728				Ben Bridge Jeweler, Inc.	WA	NIA	Ben Bridge Corporation	Ownership	100.000	Berkshire Hathaway Inc.	NO	
			13-5256230				Benjamin Moore & Co.	NJ	NIA	Berkshire Hathaway Inc.	Ownership	100.000	Berkshire Hathaway Inc.	NO	
							Benjamin Moore & Co., Limited	CAN	NIA	Benjamin Moore & Co.	Ownership	100.000	Berkshire Hathaway Inc.	NO	
							Benjamin Moore UK Limited	GBR	NIA	Benjamin Moore & Co.	Ownership	100.000	Berkshire Hathaway Inc.	NO	
			33-0958647				Bennion & Deville Fine Homes, Inc.	CA	NIA	HomeServices of California, LLC	Ownership	100.000	Berkshire Hathaway Inc.	NO	
			90-1007802				Benson Industries, Inc.	OR	NIA	MiTek Inc.	Ownership	100.000	Berkshire Hathaway Inc.	NO	
			93-1016324				Benson LTD	OR	NIA	Benson Industries, Inc.	Ownership	100.000	Berkshire Hathaway Inc.	NO	
							Benson Wall Systems Philippines, Inc	PHL	NIA	Benson LTD	Ownership	99.990	Berkshire Hathaway Inc.	NO	
							Benson Wall Systems Pte. Ltd Singapore	SGP	NIA	Benson LTD	Ownership	100.000	Berkshire Hathaway Inc.	NO	
			27-0936471				Berkadia Commercial Mortgage Holding LLC	DE	NIA	Columbia Insurance Company	Ownership	50.000	Berkshire Hathaway Inc.	NO	
			27-0812934				Berkadia Commercial Mortgage LLC	DE	NIA	Berkadia Commercial Mortgage Holding LLC	Ownership	99.990	Berkshire Hathaway Inc.	NO	
			27-0812934				Berkadia Commercial Mortgage LLC	DE	NIA	Berkadia Commercial Mortgage Partners LLC	Ownership	0.010	Berkshire Hathaway Inc.	NO	
			27-0936307				Berkadia Commercial Mortgage Partners LLC	DE	NIA	Columbia Insurance Company	Ownership	50.000	Berkshire Hathaway Inc.	NO	
			47-2606107				Berkshire Estates, LP	MO	NIA	AHP Housing Fund 149, LLC	Ownership	98.990	Berkshire Hathaway Inc.	NO	
.0031	Berkshire Hathaway Group	13070	26-1599479				Berkshire Hathaway Assurance Corporation	NY	IA	Columbia Insurance Company	Ownership	51.000	Berkshire Hathaway Inc.	NO	
.0031	Berkshire Hathaway Group	13070	26-1599479				Berkshire Hathaway Assurance Corporation	NY	IA	National Indemnity Company	Ownership	49.000	Berkshire Hathaway Inc.	NO	
			47-2124505				Berkshire Hathaway Automotive Inc.	DE	NIA	Berkshire Hathaway Inc.	Ownership	100.000	Berkshire Hathaway Inc.	NO	
			47-0679606				Berkshire Hathaway Credit Corporation	NE	NIA	Berkshire Hathaway Inc.	Ownership	100.000	Berkshire Hathaway Inc.	NO	
.0031	Berkshire Hathaway Group	10391	51-0400307				Berkshire Hathaway Direct Insurance Company	NE	IA	Columbia Insurance Company	Ownership	100.000	Berkshire Hathaway Inc.	NO	
			94-2213782				Berkshire Hathaway Energy Company	IA	NIA	Berkshire Hathaway Inc.	Ownership	91.140	Berkshire Hathaway Inc.	NO	
							Berkshire Hathaway European Insurance Designated Activity Company	IRL	IA	National Indemnity Company	Ownership	100.000	Berkshire Hathaway Inc.	NO	
			45-0524698				Berkshire Hathaway Finance Corporation	DE	NIA	Berkshire Hathaway Inc.	Ownership	100.000	Berkshire Hathaway Inc.	NO	
			47-1227278				Berkshire Hathaway Global Insurance Services, LLC	NE	NIA	Berkshire Hathaway Specialty Insurance Company	Ownership	100.000	Berkshire Hathaway Inc.	NO	
.0031	Berkshire Hathaway Group	20044	47-0529945				Berkshire Hathaway Homestate Insurance Company	NE	IA	National Indemnity Company	Ownership	100.000	Berkshire Hathaway Inc.	NO	
			98-0413928				Berkshire Hathaway International Insurance Limited	GBR	IA	National Indemnity Company	Ownership	100.000	Berkshire Hathaway Inc.	NO	
.0031	Berkshire Hathaway Group	62345	47-0766667				Berkshire Hathaway Life Insurance Company of Nebraska	NE	IA	National Indemnity Company	Ownership	100.000	Berkshire Hathaway Inc.	NO	
							Berkshire Hathaway Services India Private Limited	IND	NIA	BHG Structured Settlements, Inc.	Ownership	80.000	Berkshire Hathaway Inc.	NO	
.0031	Berkshire Hathaway Group	22276	63-0202590				Berkshire Hathaway Specialty Insurance Company	NE	IA	National Indemnity Company	Ownership	100.000	Berkshire Hathaway Inc.	NO	
							Berkshire Hathaway Specialty Services Limited	HKG	NIA	Berkshire Hathaway Specialty Insurance Company	Ownership	100.000	Berkshire Hathaway Inc.	NO	
							Berkshire Hathaway Specialty Underwriters B.V.	NLD	NIA	SLI Holding Limited	Ownership	100.000	Berkshire Hathaway Inc.	NO	
							Berkshire India Limited	IND	NIA	American All Risk Insurance Services, Inc.	Ownership	0.000	Berkshire Hathaway Inc.	NO	
							Berkshire India Limited	IND	NIA	American Commercial Claims Administrators Inc.	Ownership	0.000	Berkshire Hathaway Inc.	NO	
							Berkshire India Limited	IND	NIA	BHG Structured Settlements, Inc.	Ownership	79.999	Berkshire Hathaway Inc.	NO	
							Berkshire India Limited	IND	NIA	Northern States Agency, Inc.	Ownership	0.000	Berkshire Hathaway Inc.	NO	
							Berkshire India Limited	IND	NIA	Resolute Management Inc.	Ownership	0.000	Berkshire Hathaway Inc.	NO	
							Berkshire India Limited	IND	NIA	Ringwalt & Liesche Co.	Ownership	0.000	Berkshire Hathaway Inc.	NO	

53,111

ANNUAL STATEMENT FOR THE YEAR 2023 OF THE General Re Life Corporation

**SCHEDULE Y**

**PART 1A - DETAIL OF INSURANCE HOLDING COMPANY SYSTEM**

1	2	3	4	5	6	7	8	9	10	11	12	13	14	15	16
Group Code	Group Name	NAIC Company Code	ID Number	Federal RSSD	CIK	Name of Securities Exchange if Publicly Traded (U.S. or International)	Names of Parent, Subsidiaries Or Affiliates	Domiciliary Location	Relationship to Reporting Entity	Directly Controlled by (Name of Entity/Person)	Type of Control (Ownership, Board, Management, Attorney-in-Fact, Influence, Other)	If Control is Ownership Provide Percentage	Ultimate Controlling Entity(ies)/Person(s)	Is an SCA Filing Required? (Yes/No)	*
							Berkshire Production Supply (Canada) .....	..CAN.....	..NIA.....	IMC International Metalworking Companies Inc. ....	Ownership.....	100.000	Berkshire Hathaway Inc. ....	..NO.....	
			20-2178725				Berkshire Production Supply LLC .....	..MI.....	..NIA.....	ITTI Group USA Holdings, Inc. ....	Ownership.....	1.000	Berkshire Hathaway Inc. ....	..NO.....	
			20-2178725				Berkshire Production Supply LLC .....	..MI.....	..NIA.....	ITTI Investment Holdings Inc. ....	Ownership.....	99.000	Berkshire Hathaway Inc. ....	..NO.....	
			81-5429903				Bethany Villa Limited Dividend Housing Association LP .....	..MI.....	..NIA.....	AHP Housing Fund 168, LLC .....	Ownership.....	99.990	Berkshire Hathaway Inc. ....	..NO.....	
			76-0346493				Beverage Management Associates Inc. ....	..TX.....	..NIA.....	Pilot Travel Centers LLC .....	Ownership.....	100.000	Berkshire Hathaway Inc. ....	..NO.....	
			26-4753998				BFVT Motors, LLC .....	..DE.....	..NIA.....	Berkshire Hathaway Automotive Inc. ....	Ownership.....	66.000	Berkshire Hathaway Inc. ....	..NO.....	
			26-4753998				BFVT Motors, LLC .....	..DE.....	..NIA.....	BHA Minority Interest Holdco, Inc. ....	Ownership.....	15.000	Berkshire Hathaway Inc. ....	..NO.....	
			82-0632838				BGM Electronic Services, LLC .....	..MI.....	..NIA.....	Exponential Technology Group, Inc. ....	Ownership.....	100.000	Berkshire Hathaway Inc. ....	..NO.....	
			86-0940588				BH Automotive LLC .....	..DE.....	..NIA.....	Berkshire Hathaway Automotive Inc. ....	Ownership.....	100.000	Berkshire Hathaway Inc. ....	..NO.....	
			47-0807566				BH Columbia Inc. ....	..NE.....	..NIA.....	Berkshire Hathaway Inc. ....	Ownership.....	100.000	Berkshire Hathaway Inc. ....	..NO.....	
			41-2149407				BH Credit LLC .....	..DE.....	..NIA.....	Berkshire Hathaway Credit Corporation ....	Ownership.....	100.000	Berkshire Hathaway Inc. ....	..NO.....	
			47-0829238				BH Finance LLC .....	..NE.....	..NIA.....	Columbia Insurance Company .....	Ownership.....	100.000	Berkshire Hathaway Inc. ....	..NO.....	
			85-0901709				BH Holding H Jewelry Inc .....	..MO.....	..NIA.....	Berkshire Hathaway Inc. ....	Ownership.....	100.000	Berkshire Hathaway Inc. ....	..NO.....	
			46-5629651				BH Holding LLC .....	..DE.....	..NIA.....	Berkshire Hathaway Credit Corporation ....	Ownership.....	100.000	Berkshire Hathaway Inc. ....	..NO.....	
			85-0965639				BH Holding S Furniture Inc .....	..TX.....	..NIA.....	Berkshire Hathaway Inc. ....	Ownership.....	100.000	Berkshire Hathaway Inc. ....	..NO.....	
			80-0492613				BH Housing LLC .....	..DE.....	..NIA.....	Berkshire Hathaway Inc. ....	Ownership.....	100.000	Berkshire Hathaway Inc. ....	..NO.....	
			98-1444928				BH International Holdings .....	..CYM.....	..NIA.....	BH Credit LLC .....	Ownership.....	25.000	Berkshire Hathaway Inc. ....	..NO.....	
			98-1444928				BH International Holdings .....	..CYM.....	..NIA.....	BH Holding LLC .....	Ownership.....	75.000	Berkshire Hathaway Inc. ....	..NO.....	
			45-5344990				BH Media Group, Inc. ....	..DE.....	..NIA.....	Berkshire Hathaway Credit Corporation ....	Ownership.....	100.000	Berkshire Hathaway Inc. ....	..NO.....	
			06-1355982				BH Shoe Holdings, Inc. ....	..DE.....	..NIA.....	Berkshire Hathaway Inc. ....	Ownership.....	100.000	Berkshire Hathaway Inc. ....	..NO.....	
			82-4645009				BH2H Holdings, LLC .....	..DE.....	..NIA.....	BHE Wind, LLC .....	Ownership.....	100.000	Berkshire Hathaway Inc. ....	..NO.....	
			35-2593468				BHA Minority Interest Holdco, Inc. ....	..DE.....	..NIA.....	Berkshire Hathaway Automotive Inc. ....	Ownership.....	100.000	Berkshire Hathaway Inc. ....	..NO.....	
			47-2151818				BHA Real Estate Holdings, LLC .....	..DE.....	..NIA.....	Berkshire Hathaway Life Insurance Company of Nebraska .....	Ownership.....	100.000	Berkshire Hathaway Inc. ....	..NO.....	
			45-4035801				BHE AC Holding, LLC .....	..DE.....	..NIA.....	BHE Solar, LLC .....	Ownership.....	100.000	Berkshire Hathaway Inc. ....	..NO.....	
							BHE Alberta Ltd. ....	..CAN.....	..NIA.....	BHE AltaLink Ltd. ....	Ownership.....	100.000	Berkshire Hathaway Inc. ....	..NO.....	
							BHE AltaLink Ltd. ....	..CAN.....	..NIA.....	BHE Canada Holdings Corporation .....	Ownership.....	100.000	Berkshire Hathaway Inc. ....	..NO.....	
			26-0819025				BHE America Transco, LLC .....	..DE.....	..NIA.....	BHE U.S. Transmission, LLC .....	Ownership.....	100.000	Berkshire Hathaway Inc. ....	..NO.....	
			86-2712298				BHE B Inc. ....	..DE.....	..NIA.....	Berkshire Hathaway Inc. ....	Ownership.....	91.140	Berkshire Hathaway Inc. ....	..NO.....	
			86-3292341				BHE B Tax Equity Holdings LLC .....	..DE.....	..NIA.....	BHE Investment Group LLC .....	Ownership.....	100.000	Berkshire Hathaway Inc. ....	..NO.....	
			83-3544190				BHE Canada Holdings Corporation .....	..CAN.....	..NIA.....	BHE Canada, LLC .....	Ownership.....	100.000	Berkshire Hathaway Inc. ....	..NO.....	
							BHE Canada Limited .....	..CAN.....	..NIA.....	BHE Canada Holdings Corporation .....	Ownership.....	100.000	Berkshire Hathaway Inc. ....	..NO.....	
							BHE Canada Management Ltd. ....	..CAN.....	..NIA.....	BHE Canada Limited .....	Ownership.....	100.000	Berkshire Hathaway Inc. ....	..NO.....	
							BHE Canada Rattlesnake G.P. Inc. ....	..CAN.....	..NIA.....	BHE Canada Limited .....	Ownership.....	100.000	Berkshire Hathaway Inc. ....	..NO.....	
							BHE Canada Rattlesnake L.P. ....	..CAN.....	..NIA.....	BHE Canada Rattlesnake G.P. Inc. ....	Ownership.....	0.010	Berkshire Hathaway Inc. ....	..NO.....	
							BHE Canada Rattlesnake L.P. ....	..CAN.....	..NIA.....	BHE Canada, L.P. ....	Ownership.....	99.990	Berkshire Hathaway Inc. ....	..NO.....	
							BHE Canada, L.P. ....	..CAN.....	..NIA.....	BHE Canada Holdings Corporation .....	Ownership.....	99.990	Berkshire Hathaway Inc. ....	..NO.....	
							BHE Canada, L.P. ....	..CAN.....	..NIA.....	BHE Canada Management Ltd. ....	Ownership.....	0.010	Berkshire Hathaway Inc. ....	..NO.....	
			46-1251130				BHE Canada, LLC .....	..DE.....	..NIA.....	Berkshire Hathaway Energy Company .....	Ownership.....	100.000	Berkshire Hathaway Inc. ....	..NO.....	
			81-1952874				BHE Community Solar, LLC .....	..DE.....	..NIA.....	BHES CSG Holdings, LLC .....	Ownership.....	100.000	Berkshire Hathaway Inc. ....	..NO.....	
			84-3202708				BHE Compression Services, LLC .....	..DE.....	..NIA.....	BHE CS Holdings, LLC .....	Ownership.....	100.000	Berkshire Hathaway Inc. ....	..NO.....	
			84-3193556				BHE CS Holdings, LLC .....	..DE.....	..NIA.....	BHE Pipeline Group, LLC .....	Ownership.....	100.000	Berkshire Hathaway Inc. ....	..NO.....	
			76-0284201				BHE Gas, Inc. ....	..TX.....	..NIA.....	CE Generation, LLC .....	Ownership.....	100.000	Berkshire Hathaway Inc. ....	..NO.....	
			45-4242204				BHE Geothermal, LLC .....	..DE.....	..NIA.....	BHE Renewables, LLC .....	Ownership.....	100.000	Berkshire Hathaway Inc. ....	..NO.....	
			45-0597148				BHE Glacier Wind 1, LLC .....	..DE.....	..NIA.....	BHE Montana, LLC .....	Ownership.....	100.000	Berkshire Hathaway Inc. ....	..NO.....	
			26-2438366				BHE Glacier Wind 2, LLC .....	..DE.....	..NIA.....	BHE Montana, LLC .....	Ownership.....	100.000	Berkshire Hathaway Inc. ....	..NO.....	
							BHE GP Holdings Ltd. ....	..CAN.....	..NIA.....	BHE Alberta Ltd. ....	Ownership.....	100.000	Berkshire Hathaway Inc. ....	..NO.....	

ANNUAL STATEMENT FOR THE YEAR 2023 OF THE General Re Life Corporation

**SCHEDULE Y**

**PART 1A - DETAIL OF INSURANCE HOLDING COMPANY SYSTEM**

1	2	3	4	5	6	7	8	9	10	11	12	13	14	15	16
Group Code	Group Name	NAIC Company Code	ID Number	Federal RSSD	CIK	Name of Securities Exchange if Publicly Traded (U.S. or International)	Names of Parent, Subsidiaries Or Affiliates	Domiciliary Location	Relationship to Reporting Entity	Directly Controlled by (Name of Entity/Person)	Type of Control (Ownership, Board, Management, Attorney-in-Fact, Influence, Other)	If Control is Ownership Provide Percentage	Ultimate Controlling Entity(ies)/Person(s)	Is an SCA Filing Required? (Yes/No)	*
			85-1944244				BHE GT&S, LLC	DE	NIA	BHE Pipeline Group, LLC	Ownership	100.000	Berkshire Hathaway Inc.	NO	
			45-3827832				BHE Hydro, LLC	DE	NIA	BHE Renewables, LLC	Ownership	100.000	Berkshire Hathaway Inc.	NO	
			85-3561338				BHE Infrastructure Group, LLC	DE	NIA	BHE Renewables, LLC	Ownership	100.000	Berkshire Hathaway Inc.	NO	
			85-3909604				BHE Infrastructure Services, LLC	DE	NIA	BHE Infrastructure Group, LLC	Ownership	100.000	Berkshire Hathaway Inc.	NO	
			86-2751797				BHE Investment Group LLC	DE	NIA	BHE B Inc.	Ownership	100.000	Berkshire Hathaway Inc.	NO	
			45-4073481				BHE Montana, LLC	DE	NIA	Berkshire Hathaway Energy Company	Ownership	100.000	Berkshire Hathaway Inc.	NO	
			33-0887562				BHE Pearl Solar Holdings, LLC	DE	NIA	BHES Pearl Solar Holdings, LLC	Ownership	100.000	Berkshire Hathaway Inc.	NO	
			37-1795093				BHE Pearl Solar, LLC	DE	NIA	BHE Pearl Solar Holdings, LLC	Ownership	100.000	Berkshire Hathaway Inc.	NO	
			85-1727774				BHE Pipeline Group, LLC	DE	NIA	Berkshire Hathaway Energy Company	Ownership	100.000	Berkshire Hathaway Inc.	NO	
			27-0515262				BHE Power Watch, LLC	DE	NIA	BHE Montana, LLC	Ownership	100.000	Berkshire Hathaway Inc.	NO	
			88-3865114				BHE Ravenswood, LLC	DE	NIA	BHE WV Holdings, LLC	Ownership	100.000	Berkshire Hathaway Inc.	NO	
			45-3657885				BHE Renewables, LLC	DE	NIA	Berkshire Hathaway Energy Company	Ownership	100.000	Berkshire Hathaway Inc.	NO	
			27-2860287				BHE Rim Rock Wind, LLC	DE	NIA	BHE Montana, LLC	Ownership	100.000	Berkshire Hathaway Inc.	NO	
			45-3608493				BHE Solar, LLC	DE	NIA	BHE Renewables, LLC	Ownership	100.000	Berkshire Hathaway Inc.	NO	
			26-0818953				BHE Texas Transco, LLC	DE	NIA	BHE U.S. Transmission, LLC	Ownership	100.000	Berkshire Hathaway Inc.	NO	
			92-0448227				BHE Turbomachinery, LLC	DE	NIA	Berkshire Hathaway Energy Company	Ownership	100.000	Berkshire Hathaway Inc.	NO	
			47-0803685				BHE U.K. Electric, Inc.	DE	NIA	Berkshire Hathaway Energy Company	Ownership	100.000	Berkshire Hathaway Inc.	NO	
			47-0769690				BHE U.K. Inc.	DE	NIA	Berkshire Hathaway Energy Company	Ownership	100.000	Berkshire Hathaway Inc.	NO	
			47-0803686				BHE U.K. Power, Inc.	DE	NIA	Berkshire Hathaway Energy Company	Ownership	100.000	Berkshire Hathaway Inc.	NO	
			41-2049792				BHE U.S. Transmission, LLC	DE	NIA	Berkshire Hathaway Energy Company	Ownership	100.000	Berkshire Hathaway Inc.	NO	
			80-0772521				BHE Wind Watch, LLC	DE	NIA	BHE Montana, LLC	Ownership	100.000	Berkshire Hathaway Inc.	NO	
			45-3608546				BHE Wind, LLC	DE	NIA	BHE Renewables, LLC	Ownership	100.000	Berkshire Hathaway Inc.	NO	
			88-3892988				BHE WV Holdings, LLC	DE	NIA	BHE Renewables, LLC	Ownership	100.000	Berkshire Hathaway Inc.	NO	
			92-0308510				BHE WV Renewables, LLC	DE	NIA	BHE WV Holdings, LLC	Ownership	100.000	Berkshire Hathaway Inc.	NO	
			45-3167899				BHEM Balancing Authority Services, LLC	DE	NIA	BHE Montana, LLC	Ownership	100.000	Berkshire Hathaway Inc.	NO	
			87-3504073				BHER Flat Top Wind Holdings, LLC	DE	NIA	BHE Wind, LLC	Ownership	100.000	Berkshire Hathaway Inc.	NO	
			87-1409445				BHER Gopher Wind Holdings, LLC	DE	NIA	BHE Wind, LLC	Ownership	100.000	Berkshire Hathaway Inc.	NO	
			86-3477710				BHER Independence Wind Holdco, LLC	DE	NIA	BHER IWE Holdco, LLC	Ownership	100.000	Berkshire Hathaway Inc.	NO	
			86-3501782				BHER IWE Holdco, LLC	DE	NIA	BHE Wind, LLC	Ownership	100.000	Berkshire Hathaway Inc.	NO	
			87-4324819				BHER Mariah Wind Holdings, LLC	DE	NIA	BHE Wind, LLC	Ownership	100.000	Berkshire Hathaway Inc.	NO	
			84-4402531				BHER Market Operations, LLC	DE	NIA	BHE Renewables, LLC	Ownership	100.000	Berkshire Hathaway Inc.	NO	
			84-4180674				BHER Minerals, LLC	DE	NIA	BHE Renewables, LLC	Ownership	100.000	Berkshire Hathaway Inc.	NO	
			93-4613915				BHER Operating Company, LLC	DE	NIA	BHE Renewables, LLC	Ownership	100.000	Berkshire Hathaway Inc.	NO	
			76-0209869				BHER Power Resources, Inc.	DE	NIA	BHE Gas, Inc.	Ownership	100.000	Berkshire Hathaway Inc.	NO	
			93-3977708				BHER Ravenswood Solar 1, LLC	DE	NIA	BHER WV Solar, LLC	Ownership	100.000	Berkshire Hathaway Inc.	NO	
			88-4105342				BHER San Vicente Holdings, LLC	DE	NIA	BHE Hydro, LLC	Ownership	100.000	Berkshire Hathaway Inc.	NO	
			82-2814718				BHER Santa Rita Holdings, LLC	DE	NIA	BHE Wind, LLC	Ownership	100.000	Berkshire Hathaway Inc.	NO	
			82-2941893				BHER Santa Rita Investment, LLC	DE	NIA	BHER Santa Rita Holdings, LLC	Ownership	100.000	Berkshire Hathaway Inc.	NO	
			92-1734925				BHER WV Solar, LLC	DE	NIA	BHE WV Renewables, LLC	Ownership	100.000	Berkshire Hathaway Inc.	NO	
			92-1774360				BHER WV Wind, LLC	DE	NIA	BHE WV Renewables, LLC	Ownership	100.000	Berkshire Hathaway Inc.	NO	
			92-0425540				BHER/KIEWIT SVESF, LLC	DE	NIA	BHER San Vicente Holdings, LLC	Ownership	80.000	Berkshire Hathaway Inc.	NO	
			81-4799818				BHES CSG Holdings, LLC	DE	NIA	BHE Solar, LLC	Ownership	100.000	Berkshire Hathaway Inc.	NO	
			81-4247309				BHES Pearl Solar Holdings, LLC	DE	NIA	BHE Solar, LLC	Ownership	100.000	Berkshire Hathaway Inc.	NO	
.0031	Berkshire Hathaway Group	14939	90-0914085				BHG Life Insurance Company	NE	IA	Berkshire Hathaway Life Insurance Company of Nebraska	Ownership	100.000	Berkshire Hathaway Inc.	NO	
			47-0793577				BHG Structured Settlements, Inc.	MO	NIA	Columbia Insurance Company	Ownership	100.000	Berkshire Hathaway Inc.	NO	
			80-0906383				BHH Affiliates, LLC	DE	NIA	HSF Affiliates LLC	Ownership	100.000	Berkshire Hathaway Inc.	NO	
			84-4110738				BHH Iowa Affiliates, LLC	DE	NIA	BHH Affiliates, LLC	Ownership	100.000	Berkshire Hathaway Inc.	NO	
.0031	Berkshire Hathaway Group	11014	39-1981312				BHC Special Risks Insurance Company	IA	IA	National Indemnity Company	Ownership	100.000	Berkshire Hathaway Inc.	NO	

ANNUAL STATEMENT FOR THE YEAR 2023 OF THE General Re Life Corporation

**SCHEDULE Y**  
**PART 1A - DETAIL OF INSURANCE HOLDING COMPANY SYSTEM**

1	2	3	4	5	6	7	8	9	10	11	12	13	14	15	16
Group Code	Group Name	NAIC Company Code	ID Number	Federal RSSD	CIK	Name of Securities Exchange if Publicly Traded (U.S. or International)	Names of Parent, Subsidiaries Or Affiliates	Domiciliary Location	Relationship to Reporting Entity	Directly Controlled by (Name of Entity/Person)	Type of Control (Ownership, Board, Management, Attorney-in-Fact, Influence, Other)	If Control is Ownership Provide Percentage	Ultimate Controlling Entity(ies)/Person(s)	Is an SCA Filing Required? (Yes/No)	*
			46-5394977				BHHC Specialty Risk, LLC	NE	NIA	Ringwalt & Liesche Co.	Ownership	100.000	Berkshire Hathaway Inc.	NO	
			93-4858188				BH-IMC Holdings Inc.	DE	NIA	BH Credit LLC	Ownership	100.000	Berkshire Hathaway Inc.	NO	
			47-0701726				BHSF, Inc.	DE	NIA	Berkshire Hathaway Inc.	Ownership	100.000	Berkshire Hathaway Inc.	NO	
			86-0939888				BHNT Motors, LLC	DE	NIA	Berkshire Hathaway Automotive Inc.	Ownership	93.000	Berkshire Hathaway Inc.	NO	
			35-2552067				biBERK Insurance Services, Inc.	NE	NIA	Columbia Insurance Company	Ownership	100.000	Berkshire Hathaway Inc.	NO	
			37-1838540				BIFCO, LLC	NE	NIA	Columbia Insurance Company	Ownership	100.000	Berkshire Hathaway Inc.	NO	
			27-0769325				Big Red Rooster Flow LLC	IL	NIA	Artform International Inc.	Ownership	100.000	Berkshire Hathaway Inc.	NO	
			27-4413751				Big Sky Plains LP	TX	NIA	AHP Housing Fund 114, LLC	Ownership	99.990	Berkshire Hathaway Inc.	NO	
			27-3400990				Bishop Hill Energy II LLC	DE	NIA	Bishop Hill II Holdings, LLC	Ownership	100.000	Berkshire Hathaway Inc.	NO	
			45-3827786				Bishop Hill II Holdings, LLC	DE	NIA	BH2H Holdings, LLC	Ownership	100.000	Berkshire Hathaway Inc.	NO	
			80-0818943				Bishop Hill Interconnection LLC	DE	NIA	Bishop Hill Energy II LLC	Ownership	33.950	Berkshire Hathaway Inc.	NO	
			92-1157169				Black Rock Geothermal LLC	DE	NIA	Magma Power Company	Ownership	100.000	Berkshire Hathaway Inc.	NO	
			81-4857776				Blenheim School Apartments, LP	MO	NIA	AHP Housing Fund 167, LLC	Ownership	98.990	Berkshire Hathaway Inc.	NO	
			42-2533395				Blok-Lok Ltd.	CAN	NIA	Marmon Holdings, Inc.	Ownership	100.000	Berkshire Hathaway Inc.	NO	
			87-1855638				Blue Chip Stamps, Inc.	DE	NIA	Berkshire Hathaway Inc.	Ownership	100.000	Berkshire Hathaway Inc.	NO	
			83-4560526				Bluffs Townhomes 2, LLC	GA	NIA	TP-GH JV, LLC	Ownership	100.000	Berkshire Hathaway Inc.	NO	
			06-1526350				Bluffs Townhomes, LLC	GA	NIA	TP-GH JV, LLC	Ownership	100.000	Berkshire Hathaway Inc.	NO	
			41-1635061				BM Flo LLC	DE	NIA	Marmon/Keystone LLC	Ownership	100.000	Berkshire Hathaway Inc.	NO	
			90-0529584				BN Leasing Corporation	DE	NIA	BNSF Railway Company	Ownership	100.000	Berkshire Hathaway Inc.	NO	
			38-4102628				BNSF Communications, Inc.	DE	NIA	BNSF Railway Company	Ownership	100.000	Berkshire Hathaway Inc.	NO	
			74-3037595				BNSF Development Co., LLC	DE	NIA	Burlington Northern Santa Fe, LLC	Ownership	100.000	Berkshire Hathaway Inc.	NO	
			98-1082536				BNSF Equipment Acquisition Company, LLC	DE	NIA	BNSF Railway Company	Ownership	100.000	Berkshire Hathaway Inc.	NO	
			81-2374234				BNSF Logistics Canada, Inc.	CAN	NIA	BNSF Logistics International, LLC	Ownership	100.000	Berkshire Hathaway Inc.	NO	
			74-1938975				BNSF Logistics de Mexico Holdings, LLC	DE	NIA	BNSF Logistics, LLC	Ownership	100.000	Berkshire Hathaway Inc.	NO	
			33-1016819				BNSF Logistics International, LLC	TX	NIA	BNSF Logistics, LLC	Ownership	100.000	Berkshire Hathaway Inc.	NO	
			41-6034000				BNSF Logistics, LLC	DE	NIA	Burlington Northern Santa Fe, LLC	Ownership	100.000	Berkshire Hathaway Inc.	NO	
			41-1690678				BNSF Railway Company	DE	NIA	Burlington Northern Santa Fe, LLC	Ownership	100.000	Berkshire Hathaway Inc.	NO	
			81-2374234				BNSF Railway International Services, Inc.	DE	NIA	BNSF Railway Company	Ownership	100.000	Berkshire Hathaway Inc.	NO	
			81-2374234				BNSF Railway Servicios de Logística S. de R.L. de C.V.	MEX	NIA	BNSF Logistics de Mexico Holdings, LLC	Ownership	1.000	Berkshire Hathaway Inc.	NO	
			90-0529588				BNSF Railway Servicios de Logística S. de R.L. de C.V.	MEX	NIA	BNSF Logistics, LLC	Ownership	99.000	Berkshire Hathaway Inc.	NO	
			52-0913637				BNSF Spectrum, Inc.	DE	NIA	BNSF Railway Company	Ownership	100.000	Berkshire Hathaway Inc.	NO	
			54-1243944				Boat America Corporation	VA	NIA	GEICO Corporation	Ownership	100.000	Berkshire Hathaway Inc.	NO	
			54-1259466				Boat Owners Association of the United States	DC	NIA	Boat America Corporation	Ownership	100.000	Berkshire Hathaway Inc.	NO	
			82-2708476				Boat/U.S., Inc.	VA	NIA	Boat America Corporation	Ownership	100.000	Berkshire Hathaway Inc.	NO	
			54-2049373				Boerne Abbington Ranch, LP	GA	NIA	AHP Housing Fund 172, LLC	Ownership	99.990	Berkshire Hathaway Inc.	NO	
			75-2514347				Bon Air/Long & Foster Title Agency, LLC	VA	NIA	Mid-States Title Insurance Agency, LLC	Ownership	50.000	Berkshire Hathaway Inc.	NO	
			47-0546003				Booligal Services Pty. Ltd.	AUS	NIA	Procrane Holdings, Inc.	Ownership	100.000	Berkshire Hathaway Inc.	NO	
			36-2827595				Boot Royalty Company, L.P.	DE	NIA	Justin Brands, Inc.	Ownership	100.000	Berkshire Hathaway Inc.	NO	
			81-2580015				Borsheim Jewelry Company, Inc.	NE	NIA	Berkshire Hathaway Inc.	Ownership	92.860	Berkshire Hathaway Inc.	NO	
			63-1180738				Bourn & Koch, Inc.	IL	NIA	Precision Cutting Technologies, Inc.	Ownership	100.000	Berkshire Hathaway Inc.	NO	
			91-1794169				BPPFLA Referrals, LLC	FL	NIA	HomeServices of Florida, Inc.	Ownership	100.000	Berkshire Hathaway Inc.	NO	
							BR Agency, Inc.	AL	NIA	CMH Capital, Inc.	Ownership	100.000	Berkshire Hathaway Inc.	NO	
							Braemac (CA) LLC	DE	NIA	Braemac Group Pty Limited	Ownership	100.000	Berkshire Hathaway Inc.	NO	
							Braemac (SA) Pty Ltd	AUS	NIA	Braemac Group Pty Limited	Ownership	100.000	Berkshire Hathaway Inc.	NO	
							Braemac Asia Holdings PTE Ltd (SG)	SGP	NIA	Braesing Holdings Pty Ltd	Ownership	100.000	Berkshire Hathaway Inc.	NO	
							Braemac Engineering Pty Limited	AUS	NIA	Braemac Group Pty Limited	Ownership	100.000	Berkshire Hathaway Inc.	NO	

ANNUAL STATEMENT FOR THE YEAR 2023 OF THE General Re Life Corporation

**SCHEDULE Y**

**PART 1A - DETAIL OF INSURANCE HOLDING COMPANY SYSTEM**

1	2	3	4	5	6	7	8	9	10	11	12	13	14	15	16
Group Code	Group Name	NAIC Company Code	ID Number	Federal RSSD	CIK	Name of Securities Exchange if Publicly Traded (U.S. or International)	Names of Parent, Subsidiaries Or Affiliates	Domi-ciliary Location	Relation-ship to Reporting Entity	Directly Controlled by (Name of Entity/Person)	Type of Control (Ownership, Board, Management, Attorney-in-Fact, Influence, Other)	If Control is Ownership Provide Percentage	Ultimate Controlling Entity(ies)/Person(s)	Is an SCA Filing Re-quired? (Yes/No)	*
							Braemac Group Pty Limited	.AUS	NIA	Exponential Technology Group, Inc	Ownership	100.000	Berkshire Hathaway Inc	NO	
							Braemac HK China Representative Office	.CHN	NIA	Braemac Limited (HK)	Ownership	100.000	Berkshire Hathaway Inc	NO	
							Braemac Limited (HK)	.HKG	NIA	RFMW Hong Kong Limited	Ownership	100.000	Berkshire Hathaway Inc	NO	
							Braemac Ltd (UK)	.GBR	NIA	RFMW UK	Ownership	100.000	Berkshire Hathaway Inc	NO	
							Braemac NZ Pty Limited (NZ)	.NZL	NIA	Braemac Unit Trust	Ownership	100.000	Berkshire Hathaway Inc	NO	
							Braemac Pte Ltd (SG)	.SGP	NIA	Braemac Asia Holdings PTE Ltd (SG)	Ownership	100.000	Berkshire Hathaway Inc	NO	
							Braemac Pty Ltd	.AUS	NIA	Braemac Group Pty Limited	Ownership	100.000	Berkshire Hathaway Inc	NO	
							Braemac Unit Trust	.AUS	NIA	Braemac Group Pty Limited	Ownership	100.000	Berkshire Hathaway Inc	NO	
							Braesing Holdings Pty Ltd	.AUS	NIA	Braemac Group Pty Limited	Ownership	100.000	Berkshire Hathaway Inc	NO	
							Braetec Pty Limited	.AUS	NIA	Braemac Group Pty Limited	Ownership	100.000	Berkshire Hathaway Inc	NO	
			90-0997379				Brainy Toys, Inc	.MN	NIA	Mindware Corporation	Ownership	100.000	Berkshire Hathaway Inc	NO	
			45-4759084				Braselton Court, LP	.GA	NIA	AHP Housing Fund 228, LLC	Ownership	98.990	Berkshire Hathaway Inc	NO	
			45-4759084				Braselton Court, LP	.GA	NIA	AHP SLP LLC	Ownership	0.000	Berkshire Hathaway Inc	NO	
			46-4658543				Brewerytown Apartments, LLC	.PA	NIA	AHP Housing Fund 49, LLC	Ownership	99.000	Berkshire Hathaway Inc	NO	
			93-6091601				Bridger Coal Company	.WY	NIA	Pacific Minerals, Inc.	Ownership	66.667	Berkshire Hathaway Inc	NO	
			36-4743690				Brighton Pointe LP	.NC	NIA	AHP Housing Fund 229, LLC	Ownership	99.990	Berkshire Hathaway Inc	NO	
			36-4743690				Brighton Pointe LP	.NC	NIA	AHP SLP LLC	Ownership	0.000	Berkshire Hathaway Inc	NO	
			13-2922113				Brilliant National Services, Inc.	.DE	NIA	Ringwalt & Liesche Co.	Ownership	100.000	Berkshire Hathaway Inc	NO	
							British Aviation Insurance Group (Technical Services) Limited	.GBR	NIA	Global Aerospace Underwriting Managers Limited	Ownership	100.000	Berkshire Hathaway Inc	NO	
							British Aviation Insurance Group (Underwriting Services) Limited	.GBR	NIA	Global Aerospace Underwriting Managers Limited	Ownership	100.000	Berkshire Hathaway Inc	NO	
			52-2060649				British Insurance Company of Cayman	.CYM	NIA	Columbia Insurance Company	Ownership	100.000	Berkshire Hathaway Inc	NO	
			53-0075853				BRK Investment Holdings, LLC	.DE	NIA	Government Employees Insurance Company	Ownership	100.000	Berkshire Hathaway Inc	NO	
			30-0749914				Brookcreek Crossing LP	.VA	NIA	AHP Housing Fund 230, LLC	Ownership	99.990	Berkshire Hathaway Inc	NO	
			30-0749914				Brookcreek Crossing LP	.VA	NIA	AHP SLP LLC	Ownership	0.000	Berkshire Hathaway Inc	NO	
			98-1244982				Brooks Running S.L.U.	.ESP	NIA	Brooks Sports B.V.	Ownership	100.000	Berkshire Hathaway Inc	NO	
							Brooks Sports (Singapore) Pte. Ltd.	.SGP	NIA	Brooks Sports, Inc.	Ownership	100.000	Berkshire Hathaway Inc	NO	
							Brooks Sports AB	.SWE	NIA	Brooks Sports B.V.	Ownership	100.000	Berkshire Hathaway Inc	NO	
							Brooks Sports B.V.	.NLD	NIA	Brooks Sports, Inc.	Ownership	100.000	Berkshire Hathaway Inc	NO	
			98-1244896				Brooks Sports GmbH	.DEU	NIA	Brooks Sports B.V.	Ownership	100.000	Berkshire Hathaway Inc	NO	
			98-1244989				Brooks Sports Limited	.GBR	NIA	Brooks Sports B.V.	Ownership	100.000	Berkshire Hathaway Inc	NO	
							Brooks Sports Limited	.CAN	NIA	Brooks Sports, Inc.	Ownership	100.000	Berkshire Hathaway Inc	NO	
			98-1244914				Brooks Sports S.A.R.L.	.FRA	NIA	Brooks Sports B.V.	Ownership	100.000	Berkshire Hathaway Inc	NO	
			98-1244928				Brooks Sports S.R.L.	.ITA	NIA	Brooks Sports B.V.	Ownership	100.000	Berkshire Hathaway Inc	NO	
							Brooks Sports Vietnam Limited Liability Company	.VNM	NIA	Brooks Sports, Inc.	Ownership	100.000	Berkshire Hathaway Inc	NO	
			91-1580860				Brooks Sports, Inc.	.IA	NIA	Berkshire Hathaway Inc	Ownership	100.000	Berkshire Hathaway Inc	NO	
			98-1640595				BS An Ghearmain GMBH	.DEU	NIA	Anchorbuoy Ltd	Ownership	100.000	Berkshire Hathaway Inc	NO	
			98-1641258				BS Denmark Aps	.DNK	NIA	Anchorbuoy Ltd	Ownership	100.000	Berkshire Hathaway Inc	NO	
			98-1641587				BS Isiltir BV	.NLD	NIA	Anchorbuoy Ltd	Ownership	100.000	Berkshire Hathaway Inc	NO	
			92-1587065				BSNF Dayton LLC	.DE	NIA	Burlington Northern Santa Fe, LLC	Ownership	100.000	Berkshire Hathaway Inc	NO	
							BSW Zerspanungswerkzeuge GmbH	.DEU	NIA	IMC International Metalworking Companies Inc.	Ownership	80.000	Berkshire Hathaway Inc	NO	
							Buildsoft Pty Ltd	.AUS	NIA	MiTek Australia Ltd.	Ownership	100.000	Berkshire Hathaway Inc	NO	
			45-3823323				Bulldogger-GMC, Limited Partnership	.OK	NIA	AHP Housing Fund 9, LLC	Ownership	99.990	Berkshire Hathaway Inc	NO	
			83-0595449				Bunkerhill Holdings Company LLC	.DE	NIA	Bunkerhill Oil Marketing LLC	Ownership	100.000	Berkshire Hathaway Inc	NO	
			82-3562901				Bunkerhill Oil Marketing LLC	.DE	NIA	PFJE Holdings LLC	Ownership	100.000	Berkshire Hathaway Inc	NO	
							Burlington Northern (Manitoba) Limited	.CAN	NIA	BNSF Railway Company	Ownership	100.000	Berkshire Hathaway Inc	NO	

ANNUAL STATEMENT FOR THE YEAR 2023 OF THE General Re Life Corporation

**SCHEDULE Y**  
**PART 1A - DETAIL OF INSURANCE HOLDING COMPANY SYSTEM**

1	2	3	4	5	6	7	8	9	10	11	12	13	14	15	16
Group Code	Group Name	NAIC Company Code	ID Number	Federal RSSD	CIK	Name of Securities Exchange if Publicly Traded (U.S. or International)	Names of Parent, Subsidiaries Or Affiliates	Domi-ciliary Location	Relation-ship to Reporting Entity	Directly Controlled by (Name of Entity/Person)	Type of Control (Ownership, Board, Management, Attorney-in-Fact, Influence, Other)	If Control is Ownership Provide Percentage	Ultimate Controlling Entity(ies)/Person(s)	Is an SCA Filing Re-quired? (Yes/No)	*
			52-1604648				Burlington Northern Railroad Holdings, Inc.	..DE.....	.....NIA.....	BNSF Railway Company	Ownership.....	100.000	Berkshire Hathaway Inc.	....NO.....	
			98-0373231				Burlington Northern Santa Fe Insurance Company, Ltd.	..BMU.....	.....NIA.....	Burlington Northern Santa Fe, LLC	Ownership.....	100.000	Berkshire Hathaway Inc.	....NO.....	
			00-0000000				Burlington Northern Santa Fe Properties, L.L.C.	..DE.....	.....NIA.....	BNSF Railway Company	Ownership.....	100.000	Berkshire Hathaway Inc.	....NO.....	
			27-1754839				Burlington Northern Santa Fe, LLC	..DE.....	.....NIA.....	Berkshire Hathaway Inc.	Ownership.....	100.000	Berkshire Hathaway Inc.	....NO.....	
							Business Wire Canada Limited	..CAN.....	.....NIA.....	Business Wire, Inc.	Ownership.....	100.000	Berkshire Hathaway Inc.	....NO.....	
							Business Wire China Ltd	..HKG.....	.....NIA.....	Business Wire, Inc.	Ownership.....	100.000	Berkshire Hathaway Inc.	....NO.....	
			98-0355110				Business Wire Europe Limited	..GBR.....	.....NIA.....	Business Wire, Inc.	Ownership.....	100.000	Berkshire Hathaway Inc.	....NO.....	
			98-0492980				Business Wire France SARL	..FRA.....	.....NIA.....	Business Wire, Inc.	Ownership.....	100.000	Berkshire Hathaway Inc.	....NO.....	
							Business Wire Japan KK	..JPN.....	.....NIA.....	Business Wire, Inc.	Ownership.....	100.000	Berkshire Hathaway Inc.	....NO.....	
			20-4146409				Business Wire, Inc.	..DE.....	.....NIA.....	Berkshire Hathaway Inc.	Ownership.....	100.000	Berkshire Hathaway Inc.	....NO.....	
			35-2478025				Butler Brothers Hospitality Group, LLC	..TX.....	.....NIA.....	AHP Housing Fund 109, LLC	Ownership.....	99.000	Berkshire Hathaway Inc.	....NO.....	
			01-0227197				Butler Brothers Supply Division, LLC	..DE.....	.....NIA.....	ITTI Investment Holdings Inc.	Ownership.....	51.000	Berkshire Hathaway Inc.	....NO.....	
			20-2019191				BWNVT Motors, LLC	..DE.....	.....NIA.....	Berkshire Hathaway Automotive Inc.	Ownership.....	3.000	Berkshire Hathaway Inc.	....NO.....	
			20-2019191				BWNVT Motors, LLC	..DE.....	.....NIA.....	Berkshire Hathaway Automotive Inc.	Ownership.....	93.000	Berkshire Hathaway Inc.	....NO.....	
			23-2810550				C&R Insurance Services, LLC	..PA.....	.....NIA.....	The Medical Protective Company	Ownership.....	100.000	Berkshire Hathaway Inc.	....NO.....	
			57-1178837				C&R Legal Insurance Agency, LLC	..PA.....	.....NIA.....	The Medical Protective Company	Ownership.....	100.000	Berkshire Hathaway Inc.	....NO.....	
							C.T.B Israel Holdings Ltd.	..ISR.....	.....NIA.....	CTB Legacy Holding B.V.	Ownership.....	100.000	Berkshire Hathaway Inc.	....NO.....	
							Cabinplant A/S	..DNK.....	.....NIA.....	CTB Denmark Holding ApS	Ownership.....	96.000	Berkshire Hathaway Inc.	....NO.....	
							Cabinplant Deutschland GmbH	..DEU.....	.....NIA.....	Cabinplant A/S	Ownership.....	100.000	Berkshire Hathaway Inc.	....NO.....	
			61-1680073				Cabinplant Inc.	..GA.....	.....NIA.....	Cabinplant A/S	Ownership.....	100.000	Berkshire Hathaway Inc.	....NO.....	
							Cabinplant SL	..ESP.....	.....NIA.....	Cabinplant A/S	Ownership.....	100.000	Berkshire Hathaway Inc.	....NO.....	
							Cabinplant sp. Z o.o.	..POL.....	.....NIA.....	Cabinplant A/S	Ownership.....	100.000	Berkshire Hathaway Inc.	....NO.....	
			04-3461923				Cable Components Group LLC	..RI.....	.....NIA.....	Marmon Wire & Cable, Inc.	Ownership.....	100.000	Berkshire Hathaway Inc.	....NO.....	
							Caelum Community Solar Gardens, LLC	..MN.....	.....NIA.....	Geronimo Community Solar Gardens Holding Company, LLC	Ownership.....	100.000	Berkshire Hathaway Inc.	....NO.....	
			35-2543546				Caelum CSG1, LLC	..MN.....	.....NIA.....	Caelum Community Solar Gardens, LLC	Ownership.....	100.000	Berkshire Hathaway Inc.	....NO.....	
			38-3981555				Caelum CSG2, LLC	..MN.....	.....NIA.....	Caelum Community Solar Gardens, LLC	Ownership.....	100.000	Berkshire Hathaway Inc.	....NO.....	
			98-0583519				Caledonian Alloys Limited	..GBR.....	.....NIA.....	PCC UK Global Holdings Limited	Ownership.....	100.000	Berkshire Hathaway Inc.	....NO.....	
			57-0862054				Caledonian Alloys, Inc.	..SC.....	.....NIA.....	Precision Castparts Corp.	Ownership.....	100.000	Berkshire Hathaway Inc.	....NO.....	
			47-0810714				CalEnergy Company, Inc.	..DE.....	.....NIA.....	Berkshire Hathaway Energy Company	Ownership.....	100.000	Berkshire Hathaway Inc.	....NO.....	
							CalEnergy Gas (Holdings) Limited	..GBR.....	.....NIA.....	Northern Powergrid Gas Limited	Ownership.....	100.000	Berkshire Hathaway Inc.	....NO.....	
							CalEnergy Gas Limited	..GBR.....	.....NIA.....	CalEnergy Resources Limited	Ownership.....	100.000	Berkshire Hathaway Inc.	....NO.....	
			39-1988036				CalEnergy Generation Operating Company	..DE.....	.....NIA.....	BHE Geothermal, LLC	Ownership.....	100.000	Berkshire Hathaway Inc.	....NO.....	
			46-2446184				CalEnergy Geothermal Holding, LLC	..DE.....	.....NIA.....	BHE Geothermal, LLC	Ownership.....	100.000	Berkshire Hathaway Inc.	....NO.....	
			47-0782328				CalEnergy International Services, Inc.	..DE.....	.....NIA.....	Berkshire Hathaway Energy Company	Ownership.....	100.000	Berkshire Hathaway Inc.	....NO.....	
			98-0223222				CalEnergy Investments C.V.	..NLD.....	.....NIA.....	Berkshire Hathaway Energy Company	Ownership.....	90.000	Berkshire Hathaway Inc.	....NO.....	
			98-0223222				CalEnergy Investments C.V.	..NLD.....	.....NIA.....	CE Electric (NY), Inc.	Ownership.....	10.000	Berkshire Hathaway Inc.	....NO.....	
			47-0810718				CalEnergy Minerals LLC	..DE.....	.....NIA.....	Magma Power Company	Ownership.....	100.000	Berkshire Hathaway Inc.	....NO.....	
			33-0268085				CalEnergy Operating Corporation	..DE.....	.....NIA.....	Magma Power Company	Ownership.....	100.000	Berkshire Hathaway Inc.	....NO.....	
			91-1854166				CalEnergy Pacific Holdings Corp.	..DE.....	.....NIA.....	Berkshire Hathaway Energy Company	Ownership.....	100.000	Berkshire Hathaway Inc.	....NO.....	
							CalEnergy Resources (Australia) Limited	..GBR.....	.....NIA.....	CalEnergy Resources Limited	Ownership.....	100.000	Berkshire Hathaway Inc.	....NO.....	
							CalEnergy Resources (UK) Limited	..GBR.....	.....NIA.....	CalEnergy Resources Limited	Ownership.....	100.000	Berkshire Hathaway Inc.	....NO.....	
			98-0413165				CalEnergy Resources Limited	..GBR.....	.....NIA.....	CalEnergy Gas (Holdings) Limited	Ownership.....	100.000	Berkshire Hathaway Inc.	....NO.....	
			98-0413167				CalEnergy Resources Poland Sp. z o.o.	..POL.....	.....NIA.....	CalEnergy Resources Limited	Ownership.....	100.000	Berkshire Hathaway Inc.	....NO.....	
			93-4770968				CalEnergy YCA Partner 2, LLC	..DE.....	.....NIA.....	California Energy Yuma Corporation	Ownership.....	100.000	Berkshire Hathaway Inc.	....NO.....	
			46-2437007				CalEnergy, LLC	..DE.....	.....NIA.....	CalEnergy Geothermal Holding, LLC	Ownership.....	100.000	Berkshire Hathaway Inc.	....NO.....	
			77-0321523				California Energy Development Corporation	..DE.....	.....NIA.....	CE Generation, LLC	Ownership.....	100.000	Berkshire Hathaway Inc.	....NO.....	



ANNUAL STATEMENT FOR THE YEAR 2023 OF THE General Re Life Corporation

**SCHEDULE Y**

**PART 1A - DETAIL OF INSURANCE HOLDING COMPANY SYSTEM**

1	2	3	4	5	6	7	8	9	10	11	12	13	14	15	16
Group Code	Group Name	NAIC Company Code	ID Number	Federal RSSD	CIK	Name of Securities Exchange if Publicly Traded (U.S. or International)	Names of Parent, Subsidiaries Or Affiliates	Domiciliary Location	Relationship to Reporting Entity	Directly Controlled by (Name of Entity/Person)	Type of Control (Ownership, Board, Management, Attorney-in-Fact, Influence, Other)	If Control is Ownership Provide Percentage	Ultimate Controlling Entity(ies)/Person(s)	Is an SCA Filing Required? (Yes/No)	*
			87-0468648				California Energy Yuma Corporation	..UT.....	..NIA.....	California Energy Development Corporation	Ownership.....	100.000	Berkshire Hathaway Inc.	..NO.....	
			33-0800278				California Title Company	..CA.....	..NIA.....	Pickford Holdings LLC	Ownership.....	63.694	Berkshire Hathaway Inc.	..NO.....	
			46-4423014				California Utility HoldCo, LLC	..DE.....	..NIA.....	BHE U.S. Transmission, LLC	Ownership.....	100.000	Berkshire Hathaway Inc.	..NO.....	
			83-0350993				Caljet of America LLC	..AZ.....	..NIA.....	Pro Petroleum LLC	Ownership.....	50.000	Berkshire Hathaway Inc.	..NO.....	
			45-2687032				Calpe Insurance Company Limited	..GIB.....	..NIA.....	Transatlantic Reinsurance Company	Ownership.....	100.000	Berkshire Hathaway Inc.	..NO.....	
			47-5573556				Cambria Properties, L.P.	..IL.....	..NIA.....	AHP Housing Fund 40, LLC	Ownership.....	99.990	Berkshire Hathaway Inc.	..NO.....	
			83-0815652				Camellia Group, LP	..MS.....	..NIA.....	AHP Housing Fund 139, LLC	Ownership.....	99.990	Berkshire Hathaway Inc.	..NO.....	
			20-1060857				Camelot Housing Associates Limited Partnership	..MA.....	..NIA.....	AHP Housing Fund 181, LLC	Ownership.....	99.990	Berkshire Hathaway Inc.	..NO.....	
			13-5458900				Camp Manufacturing Company	..DE.....	..NIA.....	Union Underwear Company, Inc.	Ownership.....	100.000	Berkshire Hathaway Inc.	..NO.....	
			41-1290401				Canadian Aviation Insurance Managers Ltd.	..CAN.....	..NIA.....	United States Aviation Underwriters, Inc.	Ownership.....	100.000	Berkshire Hathaway Inc.	..NO.....	
			38-1411693				Canadian Solar Investment Finco Pty Ltd	..AUS.....	..NIA.....	Canadian Solar Investment Holdco Pty Ltd	Ownership.....	100.000	Berkshire Hathaway Inc.	..NO.....	
			63-1192886				Canadian Solar Investment Management Pty Ltd	..AUS.....	..NIA.....	Canadian Solar Investment Management Pty Ltd	Ownership.....	100.000	Berkshire Hathaway Inc.	..NO.....	
			30-0881184				Canadian Solar Investment Holdco Pty Ltd	..AUS.....	..NIA.....	CalEnergy Resources (Australia) Limited	Ownership.....	100.000	Berkshire Hathaway Inc.	..NO.....	
			47-5028242				Canadian Solar Investment Management Pty Ltd	..AUS.....	..NIA.....	CalEnergy Resources (Australia) Limited	Ownership.....	100.000	Berkshire Hathaway Inc.	..NO.....	
			47-5042364				Canadian Solar Investment Trust	..AUS.....	..NIA.....	CalEnergy Resources (Australia) Limited	Ownership.....	100.000	Berkshire Hathaway Inc.	..NO.....	
			47-5050175				Cannon Equipment LLC	..MN.....	..NIA.....	Marron Retail Technologies Company	Ownership.....	100.000	Berkshire Hathaway Inc.	..NO.....	
			47-5069998				Cannon-Muskegon Corporation	..MI.....	..NIA.....	SPS International Investment Company	Ownership.....	100.000	Berkshire Hathaway Inc.	..NO.....	
			47-5075729				CanopyTitle, LLC	..AL.....	..NIA.....	HomeServices of America, Inc.	Ownership.....	100.000	Berkshire Hathaway Inc.	..NO.....	
			87-1880877				Capella Community Solar Gardens, LLC	..MN.....	..NIA.....	Geronomo Community Solar Gardens Holding Company, LLC	Ownership.....	100.000	Berkshire Hathaway Inc.	..NO.....	
			39-1792399				Capella CSG1, LLC	..MN.....	..NIA.....	Capella Community Solar Gardens, LLC	Ownership.....	100.000	Berkshire Hathaway Inc.	..NO.....	
			39-0971527				Capella CSG2, LLC	..MN.....	..NIA.....	Capella Community Solar Gardens, LLC	Ownership.....	100.000	Berkshire Hathaway Inc.	..NO.....	
			46-4126534				Capella CSG3, LLC	..MN.....	..NIA.....	Capella Community Solar Gardens, LLC	Ownership.....	100.000	Berkshire Hathaway Inc.	..NO.....	
			39-0988659				Capella CSG4, LLC	..MN.....	..NIA.....	Capella Community Solar Gardens, LLC	Ownership.....	100.000	Berkshire Hathaway Inc.	..NO.....	
			47-0644826				Capella CSG5, LLC	..MN.....	..NIA.....	Capella Community Solar Gardens, LLC	Ownership.....	100.000	Berkshire Hathaway Inc.	..NO.....	
			39-1052658				Capitol Chevrolet Motors LLC	..DE.....	..NIA.....	Berkshire Hathaway Automotive Inc.	Ownership.....	94.000	Berkshire Hathaway Inc.	..NO.....	
			33-0586680				Capitol Facilities Corporation (Wisconsin)	..WI.....	..NIA.....	CapSpecialty, Inc.	Ownership.....	100.000	Berkshire Hathaway Inc.	..NO.....	
0031	Berkshire Hathaway Group	10472	47-0691268				Capitol Indemnity Corporation	..WI.....	..IA.....	CapSpecialty, Inc.	Ownership.....	100.000	Berkshire Hathaway Inc.	..NO.....	
			47-0691268				Capitol Places VI Owner, LLC	..SC.....	..NIA.....	AHP Housing Fund 160, LLC	Ownership.....	99.000	Berkshire Hathaway Inc.	..NO.....	
0031	Berkshire Hathaway Group	10328	39-0988659				Capitol Specialty Insurance Corporation	..WI.....	..IA.....	Capitol Indemnity Corporation	Ownership.....	100.000	Berkshire Hathaway Inc.	..NO.....	
			47-0644826				Capitol Title Company	..NE.....	..NIA.....	HomeServices of Nebraska, Inc.	Ownership.....	100.000	Berkshire Hathaway Inc.	..NO.....	
			39-1052658				CapSpecialty, Inc.	..WI.....	..NIA.....	Alleghany Insurance Holdings LLC	Ownership.....	100.000	Berkshire Hathaway Inc.	..NO.....	
			33-0586680				Cardlock Fuels System LLC	..CA.....	..NIA.....	Southern Counties Oil Company LP	Ownership.....	100.000	Berkshire Hathaway Inc.	..NO.....	
			47-0691268				Carefree / Scott Fetzer Company	..DE.....	..NIA.....	BHSF, Inc.	Ownership.....	100.000	Berkshire Hathaway Inc.	..NO.....	
			61-1770095				Carina Community Solar Gardens, LLC	..MN.....	..NIA.....	Geronomo Community Solar Gardens Holding Company, LLC	Ownership.....	100.000	Berkshire Hathaway Inc.	..NO.....	
			47-5222072				Carina CSG1, LLC	..MN.....	..NIA.....	Carina Community Solar Gardens, LLC	Ownership.....	100.000	Berkshire Hathaway Inc.	..NO.....	
			47-5234184				Carina CSG2, LLC	..MN.....	..NIA.....	Carina Community Solar Gardens, LLC	Ownership.....	100.000	Berkshire Hathaway Inc.	..NO.....	
			47-5240288				Carina CSG3, LLC	..MN.....	..NIA.....	Carina Community Solar Gardens, LLC	Ownership.....	100.000	Berkshire Hathaway Inc.	..NO.....	
			47-5264303				Carina CSG4, LLC	..MN.....	..NIA.....	Carina Community Solar Gardens, LLC	Ownership.....	100.000	Berkshire Hathaway Inc.	..NO.....	
			95-2152781				Carlton Forge Works LLC	..CA.....	..NIA.....	Precision Castparts Corp.	Ownership.....	100.000	Berkshire Hathaway Inc.	..NO.....	
			47-4574139				Carolina Gas Services, Inc.	..VA.....	..NIA.....	BHE GT&S, LLC	Ownership.....	100.000	Berkshire Hathaway Inc.	..NO.....	
			57-0655473				Carolina Gas Transmission, LLC	..SC.....	..NIA.....	Eastern Energy Gas Holdings, LLC	Ownership.....	100.000	Berkshire Hathaway Inc.	..NO.....	
			46-1500243				Castigliano Vermögensverwaltungs GmbH	..DEU.....	..NIA.....	Johns Manville Europe GmbH	Ownership.....	100.000	Berkshire Hathaway Inc.	..NO.....	
			90-1019323				CAT SQUARED, S. de R.L. de C.V.	..MEX.....	..NIA.....	CTB Technology Holding Inc	Ownership.....	0.030	Berkshire Hathaway Inc.	..NO.....	
							CAT SQUARED, S. de R.L. de C.V.	..MEX.....	..NIA.....	M-Tech International, Inc	Ownership.....	99.970	Berkshire Hathaway Inc.	..NO.....	
							CATA Services Company	..WI.....	..NIA.....	CapSpecialty, Inc.	Ownership.....	100.000	Berkshire Hathaway Inc.	..NO.....	
							Catalunya Apartments LLC	..AZ.....	..NIA.....	AHP Housing Fund 83, LLC	Ownership.....	99.990	Berkshire Hathaway Inc.	..NO.....	

ANNUAL STATEMENT FOR THE YEAR 2023 OF THE General Re Life Corporation

**SCHEDULE Y**

**PART 1A - DETAIL OF INSURANCE HOLDING COMPANY SYSTEM**

1	2	3	4	5	6	7	8	9	10	11	12	13	14	15	16
Group Code	Group Name	NAIC Company Code	ID Number	Federal RSSD	CIK	Name of Securities Exchange if Publicly Traded (U.S. or International)	Names of Parent, Subsidiaries Or Affiliates	Domiciliary Location	Relationship to Reporting Entity	Directly Controlled by (Name of Entity/Person)	Type of Control (Ownership, Board, Management, Attorney-in-Fact, Influence, Other)	If Control is Ownership Provide Percentage	Ultimate Controlling Entity(ies)/Person(s)	Is an SCA Filing Required? (Yes/No)	*
							Catequip S.A.S	.FRA	NIA	Ecowater Systems France SAS	Ownership	28.140	Berkshire Hathaway Inc.	NO	
							Catequip S.A.S	.FRA	NIA	Marmon Retail Technologies Company	Ownership	71.860	Berkshire Hathaway Inc.	NO	
			14-1858683				Cavalier Home Builders, LLC	.DE	NIA	Cavalier Homes, Inc.	Ownership	100.000	Berkshire Hathaway Inc.	NO	
			63-0949734				Cavalier Homes, Inc.	.DE	NIA	Southern Energy Homes, Inc.	Ownership	100.000	Berkshire Hathaway Inc.	NO	
			86-0833438				CAVT, LLC	.DE	NIA	Berkshire Hathaway Automotive Inc.	Ownership	78.000	Berkshire Hathaway Inc.	NO	
			86-0833438				CAVT, LLC	.DE	NIA	BHA Minority Interest Holdco, Inc.	Ownership	16.000	Berkshire Hathaway Inc.	NO	
			26-4521178				CBL Trading, LLC	.DE	NIA	Charter Brokerage LLC	Ownership	100.000	Berkshire Hathaway Inc.	NO	
							CCPI Europe Limited	.GBR	NIA	Marmon Group Limited, The	Ownership	100.000	Berkshire Hathaway Inc.	NO	
			98-0417848				CE Casecan II, Inc.	.PHL	NIA	CE Casecan Ltd.	Ownership	100.000	Berkshire Hathaway Inc.	NO	
			98-0416566				CE Casecan Ltd.	.BMU	NIA	CalEnergy Pacific Holdings Corp.	Ownership	51.000	Berkshire Hathaway Inc.	NO	
			98-0416566				CE Casecan Ltd.	.BMU	NIA	CE International Investments, Inc.	Ownership	49.000	Berkshire Hathaway Inc.	NO	
							CE Casecan Water and Energy Company, Inc.	.PHL	NIA	CE Casecan II, Inc.	Ownership	70.000	Berkshire Hathaway Inc.	NO	
							CE Casecan Water and Energy Company, Inc.	.PHL	NIA	CE Casecan Ltd.	Ownership	15.000	Berkshire Hathaway Inc.	NO	
			13-3958010				CE Electric (NY), Inc.	.DE	NIA	Berkshire Hathaway Energy Company	Ownership	100.000	Berkshire Hathaway Inc.	NO	
							CE Electric Services Limited	.GBR	NIA	Northern Electric plc.	Ownership	100.000	Berkshire Hathaway Inc.	NO	
			47-0818523				CE Generation, LLC	.DE	NIA	BHE Geothermal, LLC	Ownership	100.000	Berkshire Hathaway Inc.	NO	
			77-0321525				CE Geothermal, Inc.	.DE	NIA	BHE Geothermal, LLC	Ownership	100.000	Berkshire Hathaway Inc.	NO	
			91-1758221				CE International Investments, Inc.	.DE	NIA	Berkshire Hathaway Energy Company	Ownership	100.000	Berkshire Hathaway Inc.	NO	
			27-1573694				CE Leathers Company	.CA	NIA	Magma Power Company	Ownership	100.000	Berkshire Hathaway Inc.	NO	
			98-0399102				CE Mahanagdong Ltd.	.BMU	NIA	CE International Investments, Inc.	Ownership	100.000	Berkshire Hathaway Inc.	NO	
							CE Philippines Ltd.	.BMU	NIA	CE International Investments, Inc.	Ownership	100.000	Berkshire Hathaway Inc.	NO	
			47-0812159				CE Turbo LLC	.DE	NIA	Magma Power Company	Ownership	100.000	Berkshire Hathaway Inc.	NO	
			42-1059101				CEI Equipment Company, LLC	.DE	NIA	R.C. Tway Company, LLC	Ownership	100.000	Berkshire Hathaway Inc.	NO	
							Centaurus Community Solar Gardens, LLC	.MN	NIA	Company, LLC	Ownership	100.000	Berkshire Hathaway Inc.	NO	
			38-3979686				Centaurus CSG1, LLC	.MN	NIA	Centaurus Community Solar Gardens, LLC	Ownership	100.000	Berkshire Hathaway Inc.	NO	
			47-5289747				Centaurus CSG2, LLC	.MN	NIA	Centaurus Community Solar Gardens, LLC	Ownership	100.000	Berkshire Hathaway Inc.	NO	
			47-5312842				Centerline AHP Housing LLC	.NJ	NIA	AHP Housing Fund 30, LLC	Ownership	100.000	Berkshire Hathaway Inc.	NO	
			46-2621376				Centerville Senior Lofts, LLC	.IA	NIA	AHP Housing Fund 125, LLC	Ownership	99.990	Berkshire Hathaway Inc.	NO	
			47-2421070				Centra Industries Inc.	.CAN	NIA	Precision Castparts Corp.	Ownership	100.000	Berkshire Hathaway Inc.	NO	
			98-1058493				Central California Traction Company	.CA	NIA	BNSF Railway Company	Ownership	33.330	Berkshire Hathaway Inc.	NO	
			94-6000255				Central PowerGrid Limited	.GBR	NIA	Northern Electric plc.	Ownership	100.000	Berkshire Hathaway Inc.	NO	
0031	Berkshire Hathaway Group	34274	47-0591908				Central States Indemnity Co. of Omaha	.NE	IA	Central States of Omaha Companies, Inc.	Ownership	100.000	Berkshire Hathaway Inc.	NO	
			47-0600248				Central States of Omaha Companies, Inc.	.NE	NIA	Berkshire Hathaway Inc.	Ownership	92.000	Berkshire Hathaway Inc.	NO	
			45-2687152				Centralia Properties, L.P.	.IL	NIA	AHP Housing Fund 44, LLC	Ownership	99.990	Berkshire Hathaway Inc.	NO	
			20-0619730				Cerro Fabricated Products LLC	.DE	NIA	Marmon Engineered Components Company	Ownership	100.000	Berkshire Hathaway Inc.	NO	
							Cerro Flow Products LLC	.DE	NIA	Marmon Tubing, Fittings & Wire Products, Inc.	Ownership	100.000	Berkshire Hathaway Inc.	NO	
			37-1225456				Cerro Precision Limited	.GBR	NIA	Marmon Group Limited, The	Ownership	100.000	Berkshire Hathaway Inc.	NO	
			98-0597726				Cerro Trading Company LLC	.DE	NIA	Marmon Holdings, Inc.	Ownership	100.000	Berkshire Hathaway Inc.	NO	
			36-3114910							Marmon Tubing, Fittings & Wire Products, Inc.	Ownership	100.000	Berkshire Hathaway Inc.	NO	
			36-3205325				Cerro Wire LLC	.DE	NIA	Inc.	Ownership	100.000	Berkshire Hathaway Inc.	NO	
			85-3513689				CerroZone LLC	.DE	NIA	Cerro Flow Products LLC	Ownership	100.000	Berkshire Hathaway Inc.	NO	
			06-1718484				CH Industries, Inc.	.SC	NIA	Wilbert, Inc.	Ownership	100.000	Berkshire Hathaway Inc.	NO	
			47-0691258				CH Transition Company LLC	.DE	NIA	Marmon Retail Products, Inc.	Ownership	100.000	Berkshire Hathaway Inc.	NO	
							Changnam I.N.T. LTD	.KOR	NIA	Exponential Technology Group, Inc	Ownership	100.000	Berkshire Hathaway Inc.	NO	
			46-4872711				Charlestown Ropewalk, LLC	.MA	NIA	AHP Housing Fund 137, LLC	Ownership	99.000	Berkshire Hathaway Inc.	NO	
							Charter Brokerage Canada Corporation	.CAN	NIA	Charter Brokerage LLC	Ownership	100.000	Berkshire Hathaway Inc.	NO	
			71-1046366				Charter Brokerage Holdings Corp.	.DE	NIA	Berkshire Hathaway Inc.	Ownership	85.100	Berkshire Hathaway Inc.	NO	

53,118

ANNUAL STATEMENT FOR THE YEAR 2023 OF THE General Re Life Corporation

**SCHEDULE Y**

**PART 1A - DETAIL OF INSURANCE HOLDING COMPANY SYSTEM**

1	2	3	4	5	6	7	8	9	10	11	12	13	14	15	16
Group Code	Group Name	NAIC Company Code	ID Number	Federal RSSD	CIK	Name of Securities Exchange if Publicly Traded (U.S. or International)	Names of Parent, Subsidiaries Or Affiliates	Domiciliary Location	Relationship to Reporting Entity	Directly Controlled by (Name of Entity/Person)	Type of Control (Ownership, Board, Management, Attorney-in-Fact, Influence, Other)	If Control is Ownership Provide Percentage	Ultimate Controlling Entity(ies)/Person(s)	Is an SCA Filing Required? (Yes/No)	*
			20-4888288				Charter Brokerage Holdings, LLC	DE	NIA	Charter Brokerage Holdings Corp.	Ownership	100.000	Berkshire Hathaway Inc.	NO	
			05-0562792				Charter Brokerage LLC	NY	NIA	Charter Brokerage Holdings, LLC	Ownership	100.000	Berkshire Hathaway Inc.	NO	
			20-1483560				Chemtool (UK) Ltd.	GBR	NIA	Lubrizzol Luxembourg S.a.r.l.	Ownership	100.000	Berkshire Hathaway Inc.	NO	
			98-0652147				Chemtool Incorporated	DE	NIA	The Lubrizol Corporation	Ownership	100.000	Berkshire Hathaway Inc.	NO	
							Chengde Pipe Hong Kong Limited	HKG	NIA	SPS Asia Limited	Ownership	100.000	Berkshire Hathaway Inc.	NO	
							China Guangzhou Branch	CHN	NIA	Duracell (China) Limited	Ownership	100.000	Berkshire Hathaway Inc.	NO	
			47-2707576				Chisago Community Solar 1, LLC	DE	NIA	Geronimo Community Solar Gardens, LLC	Ownership	100.000	Berkshire Hathaway Inc.	NO	
			47-2741432				Chisago Community Solar 2, LLC	DE	NIA	Geronimo Community Solar Gardens, LLC	Ownership	100.000	Berkshire Hathaway Inc.	NO	
			47-2749933				Chisago Community Solar 3, LLC	DE	NIA	Geronimo Community Solar Gardens, LLC	Ownership	100.000	Berkshire Hathaway Inc.	NO	
			47-2778958				Chisago Community Solar 4, LLC	DE	NIA	Geronimo Community Solar Gardens, LLC	Ownership	100.000	Berkshire Hathaway Inc.	NO	
			47-2692444				Chisago Community Solar Gardens, LLC	DE	NIA	Geronimo Community Solar Gardens, LLC	Ownership	100.000	Berkshire Hathaway Inc.	NO	
							Chore-Time Brock Holding B.V.	NLD	NIA	CTB, Inc. ("CTB")	Ownership	100.000	Berkshire Hathaway Inc.	NO	
							Chore-Time Brock Ltda.	BRA	NIA	CTB Credit Corp.	Ownership	1.000	Berkshire Hathaway Inc.	NO	
							Chore-Time Brock Ltda.	BRA	NIA	CTB, Inc. ("CTB")	Ownership	99.000	Berkshire Hathaway Inc.	NO	
							Chore-Time Ede B.V.	NLD	NIA	Volito Group B.V.	Ownership	100.000	Berkshire Hathaway Inc.	NO	
							Chore-Time Europe B.V.	NLD	NIA	CTB Legacy Holding B.V.	Ownership	100.000	Berkshire Hathaway Inc.	NO	
							Chore-Time Europe Sp. Z.o.o.	POL	NIA	Chore-Time Europe B.V.	Ownership	100.000	Berkshire Hathaway Inc.	NO	
			27-3510043				Christian County Rural Housing, LP	MO	NIA	AHP Housing Fund 104, LLC	Ownership	98.990	Berkshire Hathaway Inc.	NO	
			46-0599408				Church Point Housing, LP	LA	NIA	AHP Housing Fund 70, LLC	Ownership	99.990	Berkshire Hathaway Inc.	NO	
			27-3475637				CHVT Motors, LLC	DE	NIA	Berkshire Hathaway Automotive Inc.	Ownership	93.000	Berkshire Hathaway Inc.	NO	
			27-3475637				CHVT Motors, LLC	DE	NIA	BHA Minority Interest Holdco, Inc.	Ownership	3.000	Berkshire Hathaway Inc.	NO	
			45-3677422				Cine, LP	IN	NIA	AHP Housing Fund 75, LLC	Ownership	99.990	Berkshire Hathaway Inc.	NO	
			98-1641714				Citiwide Consultants Limited	HKG	NIA	Anchorbuoy Ltd	Ownership	100.000	Berkshire Hathaway Inc.	NO	
			71-1000853				CJ Peete I, LLC	LA	NIA	AHP Housing Fund 170, LLC	Ownership	99.990	Berkshire Hathaway Inc.	NO	
			20-8392004				CJE II	NV	NIA	TTI, Inc.	Ownership	100.000	Berkshire Hathaway Inc.	NO	
			20-0434690				Claims Services, Inc.	TX	NIA	McLane Company, Inc.	Ownership	100.000	Berkshire Hathaway Inc.	NO	
			81-2711480				Claremore - GMC LP	OK	NIA	AHP Housing Fund 155, LLC	Ownership	99.990	Berkshire Hathaway Inc.	NO	
			46-2314043				Clayton Education Corp.	TN	NIA	CMH Capital, Inc.	Ownership	100.000	Berkshire Hathaway Inc.	NO	
			62-1671360				Clayton Homes, Inc.	DE	NIA	Berkshire Hathaway Inc.	Ownership	100.000	Berkshire Hathaway Inc.	NO	
			62-1362749				Clayton Properties Group, Inc.	TN	NIA	CMH Capital, Inc.	Ownership	100.000	Berkshire Hathaway Inc.	NO	
			20-2043037				Clayton Supply, Inc.	TN	NIA	Southern Energy Homes, Inc.	Ownership	100.000	Berkshire Hathaway Inc.	NO	
			82-2139998				Clayton, Inc.	NV	NIA	CMH Services, Inc.	Ownership	100.000	Berkshire Hathaway Inc.	NO	
			47-1615714				CLDC Alton, LP	TX	NIA	AHP Housing Fund 87, LLC	Ownership	99.990	Berkshire Hathaway Inc.	NO	
			26-4751485				Clear Path Recycling, LLC	DE	NIA	Shaw Industries Group, Inc.	Ownership	50.100	Berkshire Hathaway Inc.	NO	
			51-0315938				CMH Capital, Inc.	DE	NIA	Clayton Homes, Inc.	Ownership	100.000	Berkshire Hathaway Inc.	NO	
			62-1225153				CMH Homes, Inc.	TN	NIA	CMH Capital, Inc.	Ownership	100.000	Berkshire Hathaway Inc.	NO	
			20-0754735				CMH Manufacturing West, Inc.	NV	NIA	CMH Capital, Inc.	Ownership	100.000	Berkshire Hathaway Inc.	NO	
			56-1585294				CMH Manufacturing, Inc.	TN	NIA	CMH Capital, Inc.	Ownership	100.000	Berkshire Hathaway Inc.	NO	
			85-3845747				CMH Real Estate, LLC	TN	NIA	CMH Homes, Inc.	Ownership	100.000	Berkshire Hathaway Inc.	NO	
			92-1228398				CMH Services Aviation, Inc.	TN	NIA	CMH Services, Inc.	Ownership	100.000	Berkshire Hathaway Inc.	NO	
			62-1640988				CMH Services, Inc.	TN	NIA	Clayton Homes, Inc.	Ownership	100.000	Berkshire Hathaway Inc.	NO	
			63-1140284				CMH Transport, Inc.	AL	NIA	Southern Energy Homes, Inc.	Ownership	100.000	Berkshire Hathaway Inc.	NO	
			38-3752675				CMPC Transition LLC	DE	NIA	Marmon Engineered Components Company	Ownership	100.000	Berkshire Hathaway Inc.	NO	
			81-5238636				CMT Industrial Solutions, LLC	DE	NIA	ITTI Investment Holdings Inc.	Ownership	99.000	Berkshire Hathaway Inc.	NO	
			81-5347233				Cochise Villas, LP	AZ	NIA	AHP Housing Fund 152, LLC	Ownership	99.990	Berkshire Hathaway Inc.	NO	
			80-0922218				Coffelt-Lamoreaux, LLC	WI	NIA	AHP Housing Fund 105, LLC	Ownership	99.990	Berkshire Hathaway Inc.	NO	
			62-1810620				Coil Master Corporation	TN	NIA	Marmon Tubing, Fittings & Wire Products, Inc.	Ownership	100.000	Berkshire Hathaway Inc.	NO	
			81-5103352				Colson Medical Sales International, Inc.	DE	NIA	Acumed, LLC	Ownership	100.000	Berkshire Hathaway Inc.	NO	

ANNUAL STATEMENT FOR THE YEAR 2023 OF THE General Re Life Corporation

**SCHEDULE Y**

**PART 1A - DETAIL OF INSURANCE HOLDING COMPANY SYSTEM**

1	2	3	4	5	6	7	8	9	10	11	12	13	14	15	16			
Group Code	Group Name	NAIC Company Code	ID Number	Federal RSSD	CIK	Name of Securities Exchange if Publicly Traded (U.S. or International)	Names of Parent, Subsidiaries Or Affiliates	Domi-ciliary Location	Relation-ship to Reporting Entity	Directly Controlled by (Name of Entity/Person)	Type of Control (Ownership, Board, Management, Attorney-in-Fact, Influence, Other)	If Control is Ownership Provide Percentage	Ultimate Controlling Entity(ies)/Person(s)	Is an SCA Filing Re-quired? (Yes/No)	*			
0031	Berkshire Hathaway Group	27812	84-2860690				Colson Medical, LLC	DE	NIA	Crown Holdco One, Inc.	Ownership	50.000	Berkshire Hathaway Inc.	NO				
			84-2860690				Colson Medical, LLC	DE	NIA	Crown Holdco Two, Inc.	Ownership	10.000	Berkshire Hathaway Inc.	NO				
			47-0530077				Columbia Insurance Company	NE	IA	BH Columbia Inc.	Ownership	100.000	Berkshire Hathaway Inc.	NO				
			88-0158034				Commonsite, Inc.	NV	NIA	Nevada Power Company	Ownership	100.000	Berkshire Hathaway Inc.	NO				
			74-3245926				Complementary Coatings Corp.	NY	NIA	Benjamin Moore & Co.	Ownership	100.000	Berkshire Hathaway Inc.	NO				
							Compona AG	CHE	NIA	TTI, Inc.	Ownership	100.000	Berkshire Hathaway Inc.	NO				
							Composites Horizons, LLC	DE	NIA	AIPCF V CHI Blocker Inc.	Ownership	19.191	Berkshire Hathaway Inc.	NO				
							Composites Horizons, LLC	DE	NIA	Precision Castparts Corp.	Ownership	80.809	Berkshire Hathaway Inc.	NO				
							Comtran Cable LLC	MA	NIA	Marmon Wire & Cable, Inc.	Ownership	100.000	Berkshire Hathaway Inc.	NO				
							Confecciones Chalchuapa, S.A. de C.V.	SLV	NIA	Garan Manufacturing Corp.	Ownership	100.000	Berkshire Hathaway Inc.	NO				
							Confecciones Cuscatlecas, S.A. de C.V.	SLV	NIA	Garan Manufacturing Corp.	Ownership	100.000	Berkshire Hathaway Inc.	NO				
							Confecciones Dos Caminos, D. De.R.L. de C.V.											
						80-0077718				Confecciones Dos Caminos, D. De.R.L. de C.V.	HND	NIA	Union Sales,LLC.	Ownership	2.000	Berkshire Hathaway Inc.	NO	
						80-0077718				Confecciones Dos Caminos, D. De.R.L. de C.V.	HND	NIA	Union Underwear Company, Inc.	Ownership	98.000	Berkshire Hathaway Inc.	NO	
						98-0201656				Consteel Technical Services, Ltd.	GBR	NIA	W&W-AFCO Steel LLC	Ownership	100.000	Berkshire Hathaway Inc.	NO	
						74-2654855				Consumer Value Products, Inc.	TX	NIA	McLane Company, Inc.	Ownership	100.000	Berkshire Hathaway Inc.	NO	
			0031	Berkshire Hathaway Group	35939	84-0769120				Continental Divide Insurance Company	CO	IA	National Indemnity Company	Ownership	100.000	Berkshire Hathaway Inc.	NO	
										Controladora Fruit of the Loom S.A. de C.V.	MEX	NIA	Fruit of the Loom Trading Company	Ownership	99.999	Berkshire Hathaway Inc.	NO	
										Controladora Fruit of the Loom S.A. de C.V.	MEX	NIA	Union Sales,LLC.	Ownership	0.001	Berkshire Hathaway Inc.	NO	
										Cook Road AAL LP	IN	NIA	AHP Housing Fund 209, LLC	Ownership	99.990	Berkshire Hathaway Inc.	NO	
							Cordova Energy Company LLC	DE	NIA	BHE Geothermal, LLC	Ownership	100.000	Berkshire Hathaway Inc.	NO				
							Cornelius (Tianjin) Co. Ltd.	CHN	NIA	Cornelius Tianjin Holdings LLC	Ownership	100.000	Berkshire Hathaway Inc.	NO				
										Cornelius Australia Pty Ltd.	AUS	NIA	Marmon Food, Beverage & Water Technologies Company LLC	Ownership	100.000	Berkshire Hathaway Inc.	NO	
										Cornelius Beverage Technologies Belgium NV	BEL	NIA	Marmon Beverage Technologies, Inc.	Ownership	99.750	Berkshire Hathaway Inc.	NO	
										Cornelius Beverage Technologies Belgium NV	BEL	NIA	Marmon Foodservice Technologies, Inc.	Ownership	0.250	Berkshire Hathaway Inc.	NO	
										Cornelius Beverage Technologies Belgium NV	BEL	NIA	Marmon Foodservice Technologies, Inc.	Ownership	0.250	Berkshire Hathaway Inc.	NO	
						98-0161129				Cornelius Deutschland GmbH	DEU	NIA	Marmon Food, Beverage & Water Technologies Company LLC	Ownership	95.000	Berkshire Hathaway Inc.	NO	
						98-0161129				Cornelius Deutschland GmbH	DEU	NIA	Marmon Foodservice Technologies, Inc.	Ownership	5.000	Berkshire Hathaway Inc.	NO	
						98-0161129				Cornelius Deutschland GmbH	DEU	NIA	Marmon Foodservice Technologies, Inc.	Ownership	5.000	Berkshire Hathaway Inc.	NO	
										Cornelius Hellas SA	GRC	NIA	Marmon Food, Beverage & Water Technologies Company LLC	Ownership	100.000	Berkshire Hathaway Inc.	NO	
										Cornelius Italia S.r.l.	ITA	NIA	Marmon Beverage Technologies, Inc.	Ownership	100.000	Berkshire Hathaway Inc.	NO	
										Cornelius Latino Americana SA de CV	MEX	NIA	Marmon Beverage Technologies, Inc.	Ownership	0.001	Berkshire Hathaway Inc.	NO	
							Cornelius Latino Americana SA de CV	MEX	NIA	Marmon Foodservice Technologies, Inc.	Ownership	99.999	Berkshire Hathaway Inc.	NO				
							Cornelius Latino Americana SA de CV	MEX	NIA	Marmon Foodservice Technologies, Inc.	Ownership	99.999	Berkshire Hathaway Inc.	NO				
							Cornelius Manufacturing de Mexico SA de CV	MEX	NIA	Marmon Beverage Technologies, Inc.	Ownership	99.990	Berkshire Hathaway Inc.	NO				
							Cornelius Manufacturing de Mexico SA de CV	MEX	NIA	Marmon Retail Technologies Company	Ownership	0.010	Berkshire Hathaway Inc.	NO				
							Cornelius RUS LLC	RUS	NIA	Marmon Foodservice Technologies, Inc.	Ownership	100.000	Berkshire Hathaway Inc.	NO				
							Cornelius RUS LLC	RUS	NIA	Marmon Foodservice Technologies, Inc.	Ownership	100.000	Berkshire Hathaway Inc.	NO				
			46-4107454				Cornelius Tianjin Holdings LLC	DE	NIA	Marmon Food, Beverage & Water Technologies Company LLC	Ownership	100.000	Berkshire Hathaway Inc.	NO				
			14-1543982				CORT Business Services Corporation	DE	NIA	Berkshire Hathaway Inc.	Ownership	100.000	Berkshire Hathaway Inc.	NO				
							CORT BUSINESS SERVICES UK, LTD	GBR	NIA	CORT Business Services Corporation	Ownership	100.000	Berkshire Hathaway Inc.	NO				
							Corvus Community Solar, LLC	MIN	NIA	Geronimo Community Solar Gardens Holding Company, LLC	Ownership	100.000	Berkshire Hathaway Inc.	NO				
			37-1784940				Corvus CSG1, LLC	MIN	NIA	Corvus Community Solar, LLC	Ownership	100.000	Berkshire Hathaway Inc.	NO				

53,120

ANNUAL STATEMENT FOR THE YEAR 2023 OF THE General Re Life Corporation

**SCHEDULE Y**  
**PART 1A - DETAIL OF INSURANCE HOLDING COMPANY SYSTEM**

1	2	3	4	5	6	7	8	9	10	11	12	13	14	15	16	
Group Code	Group Name	NAIC Company Code	ID Number	Federal RSSD	CIK	Name of Securities Exchange if Publicly Traded (U.S. or International)	Names of Parent, Subsidiaries Or Affiliates	Domiciliary Location	Relationship to Reporting Entity	Directly Controlled by (Name of Entity/Person)	Type of Control (Ownership, Board, Management, Attorney-in-Fact, Influence, Other)	If Control is Ownership Provide Percentage	Ultimate Controlling Entity(ies)/Person(s)	Is an SCA Filing Required? (Yes/No)	*	
0031	Berkshire Hathaway Group	13027	35-2534495				Corvus CSG2, LLC	..MN.....	..NIA.....	Corvus Community Solar, LLC	Ownership.....	100.000	Berkshire Hathaway Inc.	..NO.....		
			36-4811265				Corvus CSG3, LLC	..MN.....	..NIA.....	Corvus Community Solar, LLC	Ownership.....	100.000	Berkshire Hathaway Inc.	..NO.....		
			35-2534742				Corvus CSG4, LLC	..MN.....	..NIA.....	Corvus Community Solar, LLC	Ownership.....	100.000	Berkshire Hathaway Inc.	..NO.....		
			32-0467964				Corvus CSG5, LLC	..MN.....	..NIA.....	Corvus Community Solar, LLC	Ownership.....	100.000	Berkshire Hathaway Inc.	..NO.....		
			26-3138755					Cosy Electronics GmbH	..DEU.....	..NIA.....	Compona AG	Ownership.....	100.000	Berkshire Hathaway Inc.	..NO.....	
			46-5176788					Council Tower Senior Apartments, LP	..MO.....	..NIA.....	AHP Housing Fund 118, LLC	Ownership.....	99.960	Berkshire Hathaway Inc.	..NO.....	
			51-0363076					Cove Point GP Holding Company, LLC	..DE.....	..NIA.....	Eastern MLP Holding Company II, LLC	Ownership.....	100.000	Berkshire Hathaway Inc.	..NO.....	
			26-1168626					Cove Point LNG, LP	..DE.....	..NIA.....	Eastern MLP Holding Company II, LLC	Ownership.....	75.000	Berkshire Hathaway Inc.	..NO.....	
			86-2887449					Covington Specialty Insurance Company	..NH.....	..IA.....	RSUI Indemnity Company	Ownership.....	100.000	Berkshire Hathaway Inc.	..NO.....	
			82-0922161					CPM Development, LLC	..TX.....	..NIA.....	Nebraska Furniture Mart, Inc.	Ownership.....	100.000	Berkshire Hathaway Inc.	..NO.....	
			36-4818226					Cranbrook Developer LLC	..IN.....	..NIA.....	Clayton Properties Group, Inc.	Ownership.....	50.000	Berkshire Hathaway Inc.	..NO.....	
			36-4818226					Crater Community Solar Gardens, LLC	..MN.....	..NIA.....	Crater Community Solar Gardens Holding Company, LLC	Ownership.....	100.000	Berkshire Hathaway Inc.	..NO.....	
			35-2544152					Crater CSG1, LLC	..MN.....	..NIA.....	Crater Community Solar Gardens, LLC	Ownership.....	100.000	Berkshire Hathaway Inc.	..NO.....	
			38-3982164					Crater CSG2, LLC	..MN.....	..NIA.....	Crater Community Solar Gardens, LLC	Ownership.....	100.000	Berkshire Hathaway Inc.	..NO.....	
			36-4818226					Crater CSG3, LLC	..MN.....	..NIA.....	Crater Community Solar Gardens, LLC	Ownership.....	100.000	Berkshire Hathaway Inc.	..NO.....	
			75-2827245					Crest Cadillac II, LLC	..DE.....	..NIA.....	Berkshire Hathaway Automotive Inc.	Ownership.....	79.000	Berkshire Hathaway Inc.	..NO.....	
			75-2827244					Crest Infiniti II, LLC	..DE.....	..NIA.....	Berkshire Hathaway Automotive Inc.	Ownership.....	79.000	Berkshire Hathaway Inc.	..NO.....	
			74-2288632					Criterion Insurance Agency	..TX.....	..NIA.....	GEICO Indemnity Company	Ownership.....	100.000	Berkshire Hathaway Inc.	..NO.....	
			98-0450032					Cross Creek de Honduras, SA de CV	..HND.....	..NIA.....	RLA Mfg. SRL	Ownership.....	99.990	Berkshire Hathaway Inc.	..NO.....	
			98-0450032					Cross Creek de Honduras, SA de CV	..HND.....	..NIA.....	Union Sales, LLC	Ownership.....	0.010	Berkshire Hathaway Inc.	..NO.....	
			30-1168280					Crowd Supply, LLC	..DE.....	..NIA.....	Mouser Electronics, Inc.	Ownership.....	100.000	Berkshire Hathaway Inc.	..NO.....	
			37-1205269					Crown Automotive, LLC	..DE.....	..NIA.....	Berkshire Hathaway Automotive Inc.	Ownership.....	81.000	Berkshire Hathaway Inc.	..NO.....	
			37-1205269					Crown Automotive, LLC	..DE.....	..NIA.....	BHA Minority Interest Holdco, Inc.	Ownership.....	15.000	Berkshire Hathaway Inc.	..NO.....	
			84-2424712					Crown Holdco One, Inc.	..DE.....	..NIA.....	Crown Parent, Inc.	Ownership.....	100.000	Berkshire Hathaway Inc.	..NO.....	
			84-2412327					Crown Holdco Two, Inc.	..DE.....	..NIA.....	Marmon Holdings, Inc.	Ownership.....	100.000	Berkshire Hathaway Inc.	..NO.....	
			46-3299318					Crown Motors, LLC	..DE.....	..NIA.....	Berkshire Hathaway Automotive Inc.	Ownership.....	81.000	Berkshire Hathaway Inc.	..NO.....	
			46-3299318					Crown Motors, LLC	..DE.....	..NIA.....	BHA Minority Interest Holdco, Inc.	Ownership.....	15.000	Berkshire Hathaway Inc.	..NO.....	
			84-2433949					Crown Parent, Inc.	..DE.....	..NIA.....	Marmon Holdings, Inc.	Ownership.....	100.000	Berkshire Hathaway Inc.	..NO.....	
			47-1367633					Crystal Drive Services, LLC	..FL.....	..NIA.....	Wilbert Funeral Services, Inc.	Ownership.....	100.000	Berkshire Hathaway Inc.	..NO.....	
			86-0287520		82880			CSI Life Insurance Company	..NE.....	..IA.....	Central States Indemnity Co. of Omaha	Ownership.....	100.000	Berkshire Hathaway Inc.	..NO.....	
			47-0591908					CSI Processing, LLC	..NE.....	..NIA.....	Central States Indemnity Co. of Omaha	Ownership.....	100.000	Berkshire Hathaway Inc.	..NO.....	
			35-1551808					CTB Credit Corp.	..IN.....	..NIA.....	CTB, Inc. ("CTB")	Ownership.....	100.000	Berkshire Hathaway Inc.	..NO.....	
								CTB Denmark Holding ApS	..DNK.....	..NIA.....	CTB Legacy Holding B.V.	Ownership.....	100.000	Berkshire Hathaway Inc.	..NO.....	
								CTB International Corp. ("CTBI")	..IN.....	..NIA.....	Berkshire Hathaway Inc.	Ownership.....	100.000	Berkshire Hathaway Inc.	..NO.....	
								CTB Investment Holdings Inc	..IN.....	..NIA.....	CTB, Inc. ("CTB")	Ownership.....	100.000	Berkshire Hathaway Inc.	..NO.....	
								CTB IW	..IN.....	..NIA.....	CTB, Inc. ("CTB")	Ownership.....	100.000	Berkshire Hathaway Inc.	..NO.....	
								CTB Legacy Holding B.V.	..NLD.....	..NIA.....	Chore-Time Brock Holding B.V.	Ownership.....	100.000	Berkshire Hathaway Inc.	..NO.....	
								CTB Malaysia Sdn. Bhd.	..MYS.....	..NIA.....	Chore-Time Brock Holding B.V.	Ownership.....	0.010	Berkshire Hathaway Inc.	..NO.....	
								CTB Malaysia Sdn. Bhd.	..MYS.....	..NIA.....	Roxell BV	Ownership.....	99.990	Berkshire Hathaway Inc.	..NO.....	
								CTB Midwest Inc.	..IN.....	..NIA.....	CTB, Inc. ("CTB")	Ownership.....	100.000	Berkshire Hathaway Inc.	..NO.....	
					CTB MN Invest Co., Inc.	..IN.....	..NIA.....	CTB, Inc. ("CTB")	Ownership.....	100.000	Berkshire Hathaway Inc.	..NO.....				
					CTB Technology Holding Inc	..IN.....	..NIA.....	CTB, Inc. ("CTB")	Ownership.....	100.000	Berkshire Hathaway Inc.	..NO.....				
					CTB Verwaltung GmbH	..DEU.....	..NIA.....	CTB Legacy Holding B.V.	Ownership.....	94.900	Berkshire Hathaway Inc.	..NO.....				
					CTB Verwaltung GmbH	..DEU.....	..NIA.....	CTB, Inc. ("CTB")	Ownership.....	5.100	Berkshire Hathaway Inc.	..NO.....				
					CTB, Inc. ("CTB")	..IN.....	..NIA.....	CTB International Corp. ("CTBI")	Ownership.....	100.000	Berkshire Hathaway Inc.	..NO.....				
					CTRE, L.L.C.	..DE.....	..NIA.....	PCRE, L.L.C.	Ownership.....	100.000	Berkshire Hathaway Inc.	..NO.....				
					CTVT Motors, LLC	..DE.....	..NIA.....	Berkshire Hathaway Automotive Inc.	Ownership.....	75.000	Berkshire Hathaway Inc.	..NO.....				
					CTVT Motors, LLC	..DE.....	..NIA.....	BHA Minority Interest Holdco, Inc.	Ownership.....	3.000	Berkshire Hathaway Inc.	..NO.....				

ANNUAL STATEMENT FOR THE YEAR 2023 OF THE General Re Life Corporation

**SCHEDULE Y**  
**PART 1A - DETAIL OF INSURANCE HOLDING COMPANY SYSTEM**

1	2	3	4	5	6	7	8	9	10	11	12	13	14	15	16		
Group Code	Group Name	NAIC Company Code	ID Number	Federal RSSD	CIK	Name of Securities Exchange if Publicly Traded (U.S. or International)	Names of Parent, Subsidiaries Or Affiliates	Domi-ciliary Location	Relation-ship to Reporting Entity	Directly Controlled by (Name of Entity/Person)	Type of Control (Ownership, Board, Management, Attorney-in-Fact, Influence, Other)	If Control is Ownership Provide Percentage	Ultimate Controlling Entity(ies)/Person(s)	Is an SCA Filing Re-quired? (Yes/No)	*		
0031	Berkshire Hathaway Group	10855	98-1642467				Cuanbac Limited	.IRL	NIA	Anchorbuoy Ltd	Ownership	100.000	Berkshire Hathaway Inc.	NO			
			98-1640994				Cuanbac Ltd (UK)	.GBR	NIA	Anchorbuoy Ltd	Ownership	100.000	Berkshire Hathaway Inc.	NO			
			83-2648756				Cullen Housing, Limited Partnership	.MA	NIA	AHP Housing Fund 220, LLC	Ownership	99.990	Berkshire Hathaway Inc.	NO			
			20-1576543				Cumberland Asset Management, Inc.	.DE	NIA	Russell Brands, LLC	Ownership	4.000	Berkshire Hathaway Inc.	NO			
			20-1576543				Cumberland Asset Management, Inc.	.DE	NIA	Russell Brands, LLC	Ownership	96.000	Berkshire Hathaway Inc.	NO			
			83-3800689				Cutting Tools Holdings, LLC	.DE	NIA	ITTI Investment Holdings Inc.	Ownership	90.000	Berkshire Hathaway Inc.	NO			
			61-0705435				Cutting Tools, LLC	.KY	NIA	Cutting Tools Holdings, LLC	Ownership	100.000	Berkshire Hathaway Inc.	NO			
			95-6042929				Cypress Insurance Company	.CA	IA	National Indemnity Company	Ownership	100.000	Berkshire Hathaway Inc.	NO			
									D.C. Properties Ltd.	.CAN	NIA	IMC International Metalworking Companies Inc.	Ownership	100.000	Berkshire Hathaway Inc.	NO	
									D.C.C. Properties s.r.o.	.CZE	NIA	IMC International Metalworking Companies Inc.	Ownership	100.000	Berkshire Hathaway Inc.	NO	
						75-2546832			D.I. Properties Inc.	.TX	NIA	ITTI Group USA Holdings, Inc.	Ownership	100.000	Berkshire Hathaway Inc.	NO	
						42-1329691			Dairy Queen Canada, Inc.	.CAN	NIA	International Dairy Queen, Inc.	Ownership	100.000	Berkshire Hathaway Inc.	NO	
						46-4361381			Dakota Dunes Development Company	.IA	NIA	Midwest Capital Group, Inc.	Ownership	100.000	Berkshire Hathaway Inc.	NO	
						82-3179006			Dalcor Castle Woods, LTD	.FL	NIA	AHP Housing Fund 63, LLC	Ownership	99.990	Berkshire Hathaway Inc.	NO	
						37-1733462			Dalcor Gessner, LTD	.TX	NIA	AHP Housing Fund 191, LLC	Ownership	99.990	Berkshire Hathaway Inc.	NO	
						46-4487667			Dalcor Reef Club, Ltd	.FL	NIA	AHP Housing Fund 39, LLC	Ownership	99.990	Berkshire Hathaway Inc.	NO	
						81-3301251			Dalcor Ridge Club, LTD	.FL	NIA	AHP Housing Fund 64, LLC	Ownership	99.990	Berkshire Hathaway Inc.	NO	
						47-4978888			Dalcor Skyline, LTD	.TX	NIA	AHP Housing Fund 103, LLC	Ownership	99.990	Berkshire Hathaway Inc.	NO	
						76-0035935			Dalcor Williamsburg, LTD	.TX	NIA	AHP Housing Fund 80, LLC	Ownership	99.990	Berkshire Hathaway Inc.	NO	
						95-3310905			Daniels-Head General Agency Inc.	.GA	NIA	Daniels-Head Management Corporation	Ownership	100.000	Berkshire Hathaway Inc.	NO	
						74-2863386			Daniels-Head Insurance Agency Inc. CA	.CA	NIA	Daniels-Head Insurance Agency Inc. TX	Ownership	100.000	Berkshire Hathaway Inc.	NO	
						74-2509522			Daniels-Head Insurance Agency Inc. TX	.TX	NIA	Daniels-Head Management Corporation	Ownership	100.000	Berkshire Hathaway Inc.	NO	
									Daniels-Head Management Corporation	.TX	NIA	The Medical Protective Company	Ownership	100.000	Berkshire Hathaway Inc.	NO	
									Darling, L. A., S.A. de C.V.	.MEX	NIA	L. A. Darling Company LLC	Ownership	99.999	Berkshire Hathaway Inc.	NO	
									Darling, L. A., S.A. de C.V.	.MEX	NIA	Thorco Industries LLC	Ownership	0.001	Berkshire Hathaway Inc.	NO	
						92-2821915			DBBH Motors LLC	.DE	NIA	Berkshire Hathaway Automotive Inc.	Ownership	86.000	Berkshire Hathaway Inc.	NO	
						26-4443107			DBVT Motors, LLC	.DE	NIA	Berkshire Hathaway Automotive Inc.	Ownership	86.000	Berkshire Hathaway Inc.	NO	
						42-0222965			DCCO Inc.	.MN	NIA	Midwest Capital Group, Inc.	Ownership	100.000	Berkshire Hathaway Inc.	NO	
						39-0735637			DCI Marketing Europe GmbH	.DEU	NIA	Marmon Retail Technologies Company	Ownership	100.000	Berkshire Hathaway Inc.	NO	
									DCI Marketing, Inc.	.WI	NIA	Marmon Retail Technologies Company	Ownership	100.000	Berkshire Hathaway Inc.	NO	
						37-0900539			DDI Batteries Mexico S.de R.L. de C.V.	.MEX	NIA	Duracell Distributing LLC	Ownership	0.010	Berkshire Hathaway Inc.	NO	
						45-5028590			DDI Batteries Mexico S.de R.L. de C.V.	.MEX	NIA	Duracell International Operations Sarl	Ownership	98.410	Berkshire Hathaway Inc.	NO	
						30-0888063			DDI Batteries Mexico S.de R.L. de C.V.	.MEX	NIA	Duracell U.S. Holding LLC	Ownership	1.580	Berkshire Hathaway Inc.	NO	
						20-1865233			DDI Batteries Mexico Services S. de R.L. de C.V.	.MEX	NIA	Duracell U.S. Holding LLC	Ownership	1.580	Berkshire Hathaway Inc.	NO	
						20-1876801			DDI Batteries Mexico Services S. de R.L. de C.V.	.MEX	NIA	Duracell Distributing LLC	Ownership	0.030	Berkshire Hathaway Inc.	NO	
						47-5222259			DDI Batteries Mexico Services S. de R.L. de C.V.	.MEX	NIA	Duracell International Operations Sarl	Ownership	99.970	Berkshire Hathaway Inc.	NO	
						47-5234717			Decatur Custom Tool, LLC	.DE	NIA	ITTI Investment Holdings Inc.	Ownership	51.000	Berkshire Hathaway Inc.	NO	
						47-3984792			Deer Path SLF, LLC	.IL	NIA	AHP Housing Fund 4, LLC	Ownership	99.990	Berkshire Hathaway Inc.	NO	
									Deer Valley Assisted Living Facility, LLC	.DE	NIA	AHP Housing Fund 129, LLC	Ownership	99.990	Berkshire Hathaway Inc.	NO	
									Dekoron Unitherm LLC	.DE	NIA	Marmon Wire & Cable, Inc.	Ownership	100.000	Berkshire Hathaway Inc.	NO	
									Dekoron Wire and Cable LLC	.DE	NIA	Marmon Wire & Cable, Inc.	Ownership	100.000	Berkshire Hathaway Inc.	NO	
									Del Rancho Company	.CA	NIA	Magma Power Company	Ownership	100.000	Berkshire Hathaway Inc.	NO	
									Delphinus Community Solar Gardens, LLC	.MN	NIA	Geronomo Community Solar Gardens Holding Company, LLC	Ownership	100.000	Berkshire Hathaway Inc.	NO	
									Delphinus CSG1, LLC	.MN	NIA	Delphinus Community Solar Gardens, LLC	Ownership	100.000	Berkshire Hathaway Inc.	NO	
									Delphinus CSG2, LLC	.MN	NIA	Delphinus Community Solar Gardens, LLC	Ownership	100.000	Berkshire Hathaway Inc.	NO	
						Denver Rental, LLC	.CO	NIA	Kentwood, LLC	Ownership	100.000	Berkshire Hathaway Inc.	NO				

ANNUAL STATEMENT FOR THE YEAR 2023 OF THE General Re Life Corporation

**SCHEDULE Y**

**PART 1A - DETAIL OF INSURANCE HOLDING COMPANY SYSTEM**

1	2	3	4	5	6	7	8	9	10	11	12	13	14	15	16
Group Code	Group Name	NAIC Company Code	ID Number	Federal RSSD	CIK	Name of Securities Exchange if Publicly Traded (U.S. or International)	Names of Parent, Subsidiaries Or Affiliates	Domiciliary Location	Relationship to Reporting Entity	Directly Controlled by (Name of Entity/Person)	Type of Control (Ownership, Board, Management, Attorney-in-Fact, Influence, Other)	If Control is Ownership Provide Percentage	Ultimate Controlling Entity(ies)/Person(s)	Is an SCA Filing Required? (Yes/No)	*
			33-0335627				Desert Valley Company	CA	NIA	Magma Power Company	Ownership	100.000	Berkshire Hathaway Inc.	NO	
			46-2501893				Desert Willow Apartments, LLC	AZ	NIA	AHP Housing Fund 82, LLC	Ownership	99.990	Berkshire Hathaway Inc.	NO	
			85-3337344				DesertLink Investments, LLC	NV	NIA	NV Energy, Inc.	Ownership	100.000	Berkshire Hathaway Inc.	NO	
			20-1997283				Designed Metal Connections, Inc.	DE	NIA	Permaswage Holdings, Inc.	Ownership	100.000	Berkshire Hathaway Inc.	NO	
							Detlev Louis AG	CHE	NIA	Detlev Louis Motorrad-Vertriebsgesellschaft GmbH	Ownership	100.000	Berkshire Hathaway Inc.	NO	
							Detlev Louis B.V.	NLD	NIA	Detlev Louis Motorrad-Vertriebsgesellschaft GmbH	Ownership	100.000	Berkshire Hathaway Inc.	NO	
							Detlev Louis Motorrad-Vertriebs GmbH	AUT	NIA	Detlev Louis Motorrad-Vertriebsgesellschaft GmbH	Ownership	100.000	Berkshire Hathaway Inc.	NO	
							Detlev Louis Motorrad-Vertriebsgesellschaft GmbH	DEU	NIA	Berkshire Hathaway Inc.	Ownership	100.000	Berkshire Hathaway Inc.	NO	
			45-4422417				DHI-Kachina Apartments, LLC	AZ	NIA	AHP Housing Fund 8, LLC	Ownership	99.990	Berkshire Hathaway Inc.	NO	
			71-0975197				Diamond Technology Innovations, Inc.	WA	NIA	Bourn & Koch, Inc.	Ownership	100.000	Berkshire Hathaway Inc.	NO	
			95-2833111				Dickson Testing Co., Inc.	CA	NIA	Precision Castparts Corp.	Ownership	100.000	Berkshire Hathaway Inc.	NO	
							Distribuidora Fruit of the Loom S.A. de C.V.			Controladora Fruit of the Loom S.A. de C.V.	Ownership	99.999	Berkshire Hathaway Inc.	NO	
							Distribuidora Fruit of the Loom S.A. de C.V.	MEX	NIA	Union Sales, LLC	Ownership	0.001	Berkshire Hathaway Inc.	NO	
			38-3847182				DL Trading Holdings I, Inc.	DE	NIA	Charter Brokerage LLC	Ownership	100.000	Berkshire Hathaway Inc.	NO	
			84-1616108				DL Trading, Ltd.	TX	NIA	Charter Brokerage LLC	Ownership	99.900	Berkshire Hathaway Inc.	NO	
			84-1616108				DL Trading, Ltd.	TX	NIA	DL Trading Holdings I, Inc.	Ownership	0.100	Berkshire Hathaway Inc.	NO	
			26-1213265				DMW Motors, LLC	DE	NIA	Berkshire Hathaway Automotive Inc.	Ownership	81.000	Berkshire Hathaway Inc.	NO	
			81-0923007				Dodge Partners LP	AZ	NIA	AHP Housing Fund 136, LLC	Ownership	99.990	Berkshire Hathaway Inc.	NO	
							Dongguan Brooks Sports Trading Co., Ltd.	CHN	NIA	Brooks Sports (Singapore) Pte. Ltd.	Ownership	100.000	Berkshire Hathaway Inc.	NO	
			47-3152717				DonnaLouise LLC	NV	NIA	AHP Housing Fund 130, LLC	Ownership	99.990	Berkshire Hathaway Inc.	NO	
			43-2094256				Douglas Building, LLC	DE	NIA	National Indemnity Company	Ownership	100.000	Berkshire Hathaway Inc.	NO	
			38-4102628				Dove Valley LLC	DE	NIA	Burlington Northern Santa Fe, LLC	Ownership	100.000	Berkshire Hathaway Inc.	NO	
			46-1164026				Dovecoast Housing, LP	TX	NIA	AHP Housing Fund 19, LLC	Ownership	99.990	Berkshire Hathaway Inc.	NO	
			98-1641364				Downbay Limited	GBR	NIA	Anchorbuoy Ltd	Ownership	100.000	Berkshire Hathaway Inc.	NO	
							Downers Grove Supportive Living Facility, LLC				Ownership	99.990	Berkshire Hathaway Inc.	NO	
			47-1410213				Downtown Housing Affordable LP	IL	NIA	AHP Housing Fund 77, LLC	Ownership	99.990	Berkshire Hathaway Inc.	NO	
			81-2696850				DQ Overseas, LLC	OK	NIA	AHP State Housing Fund 5, LLC	Ownership	1.000	Berkshire Hathaway Inc.	NO	
			33-1033675				DQ Training Restaurants, LLC	DE	NIA	American Dairy Queen Corporation	Ownership	100.000	Berkshire Hathaway Inc.	NO	
			71-0924040				DQF, Inc.	DE	NIA	American Dairy Queen Corporation	Ownership	100.000	Berkshire Hathaway Inc.	NO	
			41-0966826				DQGC, Inc.	VA	NIA	American Dairy Queen Corporation	Ownership	100.000	Berkshire Hathaway Inc.	NO	
			20-1980632				DRL Manufacturing S.A.	DOM	NIA	Richline Group, Inc.	Ownership	99.990	Berkshire Hathaway Inc.	NO	
			98-0385481				Duracell (China) Limited	CHN	NIA	Duracell Dutch Holding B.V.	Ownership	100.000	Berkshire Hathaway Inc.	NO	
							Duracell (Jiangxi) Technologies Co., Ltd.	CHN	NIA	Duracell Industrial Operations, Inc.	Ownership	100.000	Berkshire Hathaway Inc.	NO	
							Duracell Australia Pty. Ltd.	AUS	NIA	Duracell U.S. Holding LLC	Ownership	100.000	Berkshire Hathaway Inc.	NO	
							Duracell Austria GmbH	AUT	NIA	Duracell U.S. Holding LLC	Ownership	100.000	Berkshire Hathaway Inc.	NO	
							Duracell Batteries BVBA	BEL	NIA	Duracell Distributing LLC	Ownership	0.010	Berkshire Hathaway Inc.	NO	
							Duracell Batteries BVBA	BEL	NIA	Duracell U.S. Holding LLC	Ownership	92.800	Berkshire Hathaway Inc.	NO	
							Duracell Batteries BVBA	BEL	NIA	The Duracell Company	Ownership	7.190	Berkshire Hathaway Inc.	NO	
							Duracell Belgium Distribution BVBA	BEL	NIA	Duracell U.S. Holding LLC	Ownership	99.990	Berkshire Hathaway Inc.	NO	
							Duracell Belgium Distribution BVBA	BEL	NIA	The Duracell Company	Ownership	0.010	Berkshire Hathaway Inc.	NO	
							Duracell Canada, Inc.	CAN	NIA	The Duracell Company	Ownership	100.000	Berkshire Hathaway Inc.	NO	

ANNUAL STATEMENT FOR THE YEAR 2023 OF THE General Re Life Corporation

**SCHEDULE Y**

**PART 1A - DETAIL OF INSURANCE HOLDING COMPANY SYSTEM**

1	2	3	4	5	6	7	8	9	10	11	12	13	14	15	16
Group Code	Group Name	NAIC Company Code	ID Number	Federal RSSD	CIK	Name of Securities Exchange if Publicly Traded (U.S. or International)	Names of Parent, Subsidiaries Or Affiliates	Domi-ciliary Location	Relation-ship to Reporting Entity	Directly Controlled by (Name of Entity/Person)	Type of Control (Ownership, Board, Management, Attorney-in-Fact, Influence, Other)	If Control is Ownership Provide Percentage	Ultimate Controlling Entity(ies)/Person(s)	Is an SCA Filing Re-quired? (Yes/No)	*
							Duracell Comercial e Importadora do Brazil Ltda.	.BRA	NIA	Duracell Distributing LLC	Ownership	0.040	Berkshire Hathaway Inc.	NO	
							Duracell Comercial e Importadora do Brazil Ltda.	.BRA	NIA	The Duracell Company	Ownership	99.960	Berkshire Hathaway Inc.	NO	
			47-2867589				Duracell Distributing LLC	.DE	NIA	Duracell U.S. Operations, Inc.	Ownership	100.000	Berkshire Hathaway Inc.	NO	
			85-5085769				Duracell Dutch Holding B.V.	.NLD	NIA	Duracell U.S. Holding LLC	Ownership	100.000	Berkshire Hathaway Inc.	NO	
							Duracell Enterprise Development (Shanghai) Co. Ltd.	.CHN	NIA	Duracell Singapore Pte. Ltd.	Ownership	100.000	Berkshire Hathaway Inc.	NO	
							Duracell France SAS	.FRA	NIA	Duracell U.S. Holding LLC	Ownership	100.000	Berkshire Hathaway Inc.	NO	
							Duracell Germany GmbH	.DEU	NIA	Duracell U.S. Holding LLC	Ownership	100.000	Berkshire Hathaway Inc.	NO	
							Duracell Hong Kong Limited	.CHN	NIA	Duracell U.S. Holding LLC	Ownership	100.000	Berkshire Hathaway Inc.	NO	
							Duracell India Operations Private Limited	.IND	NIA	Duracell U.S. Holding LLC	Ownership	1.000	Berkshire Hathaway Inc.	NO	
							Duracell India Operations Private Limited	.IND	NIA	The Duracell Company	Ownership	99.000	Berkshire Hathaway Inc.	NO	
			83-0691344				Duracell Industrial Operations, Inc.	.DE	NIA	The Duracell Company	Ownership	100.000	Berkshire Hathaway Inc.	NO	
							Duracell International Operations Sarl	.CHE	NIA	Duracell U.S. Holding LLC	Ownership	100.000	Berkshire Hathaway Inc.	NO	
							Duracell Italy S.r.l.	.ITA	NIA	Duracell U.S. Holding LLC	Ownership	100.000	Berkshire Hathaway Inc.	NO	
							Duracell Japan Godo Kaisha	.JPN	NIA	Duracell U.S. Holding LLC	Ownership	100.000	Berkshire Hathaway Inc.	NO	
							Duracell Korea Ltd.	.KOR	NIA	Duracell U.S. Holding LLC	Ownership	100.000	Berkshire Hathaway Inc.	NO	
			47-3713176				Duracell Manufacturing LLC	.DE	NIA	Duracell U.S. Operations, Inc.	Ownership	100.000	Berkshire Hathaway Inc.	NO	
							Duracell Middle East DMCC	.ARE	NIA	Duracell U.S. Holding LLC	Ownership	100.000	Berkshire Hathaway Inc.	NO	
			85-5087468				Duracell Netherlands B.V.	.NLD	NIA	Duracell U.S. Holding LLC	Ownership	100.000	Berkshire Hathaway Inc.	NO	
			47-2867589				Duracell Pilas Limitada	.CHL	NIA	Duracell Distributing LLC	Ownership	0.076	Berkshire Hathaway Inc.	NO	
			47-2867589				Duracell Pilas Limitada	.CHL	NIA	Duracell U.S. Holding LLC	Ownership	99.240	Berkshire Hathaway Inc.	NO	
							Duracell Pilas S.R.L.	.ARG	NIA	Duracell Pilas Limitada	Ownership	50.000	Berkshire Hathaway Inc.	NO	
							Duracell Pilas S.R.L.	.ARG	NIA	Duracell U.S. Holding LLC	Ownership	50.000	Berkshire Hathaway Inc.	NO	
							Duracell Poland Sp. z o.o	.POL	NIA	Duracell U.S. Holding LLC	Ownership	100.000	Berkshire Hathaway Inc.	NO	
							Duracell Russia ooo	.RUS	NIA	Duracell Distributing LLC	Ownership	1.000	Berkshire Hathaway Inc.	NO	
							Duracell Russia 000	.RUS	NIA	Duracell U.S. Holding LLC	Ownership	99.000	Berkshire Hathaway Inc.	NO	
							DURACELL SATIS VE DAGITIM LIMITED SIRKETI	.TUR	NIA	Duracell Distributing LLC	Ownership	0.250	Berkshire Hathaway Inc.	NO	
							DURACELL SATIS VE DAGITIM LIMITED SIRKETI	.TUR	NIA	Duracell U.S. Holding LLC	Ownership	99.750	Berkshire Hathaway Inc.	NO	
							Duracell Services, S.L.	.ESP	NIA	Duracell U.S. Holding LLC	Ownership	100.000	Berkshire Hathaway Inc.	NO	
							Duracell Singapore Pte. Ltd.	.SGP	NIA	Duracell International Operations Sarl	Ownership	100.000	Berkshire Hathaway Inc.	NO	
							Duracell Solutions BVBA	.BEL	NIA	Duracell Dutch Holding B.V.	Ownership	99.990	Berkshire Hathaway Inc.	NO	
							Duracell Solutions BVBA	.BEL	NIA	Duracell U.S. Holding LLC	Ownership	0.010	Berkshire Hathaway Inc.	NO	
							Duracell South Africa Proprietary Limited	.ZAF	NIA	Duracell U.S. Holding LLC	Ownership	100.000	Berkshire Hathaway Inc.	NO	
							Duracell Spain S.L.	.ESP	NIA	Duracell U.S. Holding LLC	Ownership	100.000	Berkshire Hathaway Inc.	NO	
			47-3217061				Duracell U.S. Holding LLC	.DE	NIA	The Duracell Company	Ownership	100.000	Berkshire Hathaway Inc.	NO	
			47-4217945				Duracell U.S. Operations, Inc.	.DE	NIA	The Duracell Company	Ownership	100.000	Berkshire Hathaway Inc.	NO	
							Duracell UK Limited	.GBR	NIA	Duracell U.S. Holding LLC	Ownership	100.000	Berkshire Hathaway Inc.	NO	
							Duracell Ukraine	.UKR	NIA	Duracell Poland Sp. z o.o	Ownership	100.000	Berkshire Hathaway Inc.	NO	
			92-1538487				Earth Energy Power Link LLC	.DE	NIA	Magma Power Company	Ownership	100.000	Berkshire Hathaway Inc.	NO	
			20-0818185				Easley Custom Plastics, Inc.	.SC	NIA	Willbert, Inc.	Ownership	100.000	Berkshire Hathaway Inc.	NO	
							East Powergrid Limited	.GBR	NIA	Northern Electric plc.	Ownership	100.000	Berkshire Hathaway Inc.	NO	
			46-3639580				Eastern Energy Gas Holdings, LLC	.VA	NIA	BHE GT&S, LLC	Ownership	100.000	Berkshire Hathaway Inc.	NO	
			55-0629203				Eastern Gas Transmission and Storage, Inc.	.DE	NIA	Eastern Energy Gas Holdings, LLC	Ownership	100.000	Berkshire Hathaway Inc.	NO	
			47-5154245				Eastern Gathering and Processing, Inc.	.VA	NIA	BHE GT&S, LLC	Ownership	100.000	Berkshire Hathaway Inc.	NO	
			47-3459919				Eastern MLP Holding Company II, LLC	.VA	NIA	Eastern Energy Gas Holdings, LLC	Ownership	100.000	Berkshire Hathaway Inc.	NO	
							Eastern Powergrid Limited	.GBR	NIA	Northern Electric plc.	Ownership	100.000	Berkshire Hathaway Inc.	NO	
			26-2730888				Eastern-Dorman LLC	.PA	NIA	Eastern Manufacturing, LLC	Ownership	50.000	Berkshire Hathaway Inc.	NO	



ANNUAL STATEMENT FOR THE YEAR 2023 OF THE General Re Life Corporation

**SCHEDULE Y**  
**PART 1A - DETAIL OF INSURANCE HOLDING COMPANY SYSTEM**

1	2	3	4	5	6	7	8	9	10	11	12	13	14	15	16
Group Code	Group Name	NAIC Company Code	ID Number	Federal RSSD	CIK	Name of Securities Exchange if Publicly Traded (U.S. or International)	Names of Parent, Subsidiaries Or Affiliates	Domiciliary Location	Relationship to Reporting Entity	Directly Controlled by (Name of Entity/Person)	Type of Control (Ownership, Board, Management, Attorney-in-Fact, Influence, Other)	If Control is Ownership Provide Percentage	Ultimate Controlling Entity(ies)/Person(s)	Is an SCA Filing Required? (Yes/No)	*
.0031	Berkshire Hathaway Group	14702	01-0125870				EastGUARD Insurance Company	NE	IA	WestGUARD Insurance Company	Ownership	100.000	Berkshire Hathaway Inc.	NO	
			75-1610390				Ebby Halliday Alliance, LLC	TX	NIA	Ebby Halliday Real Estate, LLC	Ownership	100.000	Berkshire Hathaway Inc.	NO	
			27-0660605				Ebby Halliday Real Estate, LLC	TX	NIA	PHM Holdings, LLC	Ownership	100.000	Berkshire Hathaway Inc.	NO	
			36-2694067				Eco Color Company	NJ	NIA	Benjamin Moore & Co.	Ownership	100.000	Berkshire Hathaway Inc.	NO	
			36-2730138				Ecodyne Corporation	DE	NIA	Transition Holdings, LLC	Ownership	100.000	Berkshire Hathaway Inc.	NO	
							Ecodyne MRM LLC	DE	NIA	Marmon Water, Inc.	Ownership	100.000	Berkshire Hathaway Inc.	NO	
							Ecodyne UET Schweiz AG	CHE	NIA	Ecodyne MRM LLC	Ownership	100.000	Berkshire Hathaway Inc.	NO	
			37-1446629				Ecodyne Water Treatment LLC	DE	NIA	Marmon Water, Inc.	Ownership	100.000	Berkshire Hathaway Inc.	NO	
							Ecodyneuet DE Mexico S DE RL DE CV	MEX	NIA	Ecodyne MRM LLC	Ownership	98.000	Berkshire Hathaway Inc.	NO	
							Ecodyneuet DE Mexico S DE RL DE CV	MEX	NIA	Ecodyne UET Schweiz AG	Ownership	2.000	Berkshire Hathaway Inc.	NO	
							Ecopac (U.K.) Power Limited	GBR	NIA	TTI, Inc.	Ownership	100.000	Berkshire Hathaway Inc.	NO	
							Ecowater Canada Ltd.	CAN	NIA	Ecowater Systems LLC	Ownership	100.000	Berkshire Hathaway Inc.	NO	
							Ecollwater Systems (Shanghai) Co., Ltd.	CHN	NIA	Kunshan Ecollwater Systems Company Limited	Ownership	100.000	Berkshire Hathaway Inc.	NO	
							Ecowater Systems Europe, N.V.	BEL	NIA	Ecowater Systems LLC	Ownership	99.999	Berkshire Hathaway Inc.	NO	
							Ecowater Systems Europe, N.V.	BEL	NIA	Marmon Industrial Water LLC	Ownership	0.001	Berkshire Hathaway Inc.	NO	
							Ecowater Systems France SAS	FRA	NIA	Marmon Water, Inc.	Ownership	100.000	Berkshire Hathaway Inc.	NO	
							Ecollwater Systems Germany GmbH	DEU	NIA	Ecowater Systems Europe, N.V.	Ownership	100.000	Berkshire Hathaway Inc.	NO	
			36-3586532				Ecowater Systems Italia S.r.l	ITA	NIA	Ecowater Systems Europe, N.V.	Ownership	100.000	Berkshire Hathaway Inc.	NO	
							Marmon Water, Inc.	DE	NIA	Marmon Water, Inc.	Ownership	100.000	Berkshire Hathaway Inc.	NO	
							Ecowater Systems Poland Sp. Z.o.o.	POL	NIA	Ecowater Systems France SAS	Ownership	30.000	Berkshire Hathaway Inc.	NO	
							Ecowater Systems Poland Sp. Z.o.o.	POL	NIA	Marmon Water, Inc.	Ownership	70.000	Berkshire Hathaway Inc.	NO	
							Eden Europe s.r.o.	CZE	NIA	Marmon Holdings Corporation	Ownership	42.500	Berkshire Hathaway Inc.	NO	
							Eden Europe s.r.o.	CZE	NIA	Marmon Retail Store Equipment LLC	Ownership	57.500	Berkshire Hathaway Inc.	NO	
			41-2011900				Edina Realty Referral Network, Inc.	MIN	NIA	HomeServices of Minnesota, LLC	Ownership	100.000	Berkshire Hathaway Inc.	NO	
			41-1556741				Edina Realty Title, Inc.	MIN	NIA	HomeServices of Minnesota, LLC	Ownership	100.000	Berkshire Hathaway Inc.	NO	
			41-0809124				Edina Realty, Inc.	MIN	NIA	HomeServices of Minnesota, LLC	Ownership	100.000	Berkshire Hathaway Inc.	NO	
			82-0619506				Edna The Post Oak LP	TX	NIA	AHP Housing Fund 190, LLC	Ownership	99.990	Berkshire Hathaway Inc.	NO	
							EJME (Portugal) Aircraft Management Limitada	PRT	NIA	Executive Jet Management (Europe) Limited	Ownership	49.000	Berkshire Hathaway Inc.	NO	
			98-1177214				El Porvenir Mfg. S. De R.L. de C.V.	HND	NIA	Union Sales, LLC	Ownership	2.000	Berkshire Hathaway Inc.	NO	
			80-0077720				El Porvenir Mfg. S. De R.L. de C.V.	HND	NIA	Union Underwear Company, Inc.	Ownership	98.000	Berkshire Hathaway Inc.	NO	
			80-0077720				El Sol Del Paraguay S.A.	PRY	NIA	Transatlantic Reinsurance Company	Ownership	23.370	Berkshire Hathaway Inc.	NO	
							ElectraLink Limited	GBR	NIA	Northern Powergrid (Northeast) plc	Ownership	6.200	Berkshire Hathaway Inc.	NO	
							ElectraLink Limited	GBR	NIA	Northern Powergrid (Yorkshire) plc	Ownership	7.200	Berkshire Hathaway Inc.	NO	
			61-1517073				Electric Transmission Texas, LLC	DE	NIA	BHE Texas Transco, LLC	Ownership	50.000	Berkshire Hathaway Inc.	NO	
			98-1172511				Electropages Media Limited	GBR	NIA	Mouser Electronics, Inc.	Ownership	100.000	Berkshire Hathaway Inc.	NO	
			82-3044253				Elevate at Jordan Creek, LP	IA	NIA	AHP Housing Fund 180, LLC	Ownership	99.990	Berkshire Hathaway Inc.	NO	
			92-2629656				Elk Valley Wind, LLC	DE	NIA	BHER WV Wind, LLC	Ownership	100.000	Berkshire Hathaway Inc.	NO	
							Ellis & Watts Global Industries, Inc.	DE	NIA	Marmon Tubing, Fittings & Wire Products, Inc.	Ownership	100.000	Berkshire Hathaway Inc.	NO	
			46-4613464				Elm Street Corporation	DE	NIA	General Reinsurance Corporation	Ownership	100.000	Berkshire Hathaway Inc.	NO	
			06-1051334				Elmore Company	CA	NIA	Magma Power Company	Ownership	100.000	Berkshire Hathaway Inc.	NO	
			27-1573610				Elmore North Geothermal LLC	DE	NIA	Magma Power Company	Ownership	100.000	Berkshire Hathaway Inc.	NO	
			88-438071				Emerging Technology Transportation Ventures LLC	DE	NIA	PFJE AssetCo Holdings LLC	Ownership	100.000	Berkshire Hathaway Inc.	NO	
			87-2793299				Empire Distributors of Colorado, Inc.	CO	NIA	Kahn Ventures, Inc.	Ownership	100.000	Berkshire Hathaway Inc.	NO	
			84-1097025				Empire Distributors of North Carolina, Inc.	GA	NIA	Kahn Ventures, Inc.	Ownership	100.000	Berkshire Hathaway Inc.	NO	
			56-1387714				Empire Distributors of Tennessee, Inc.	TN	NIA	Kahn Ventures, Inc.	Ownership	100.000	Berkshire Hathaway Inc.	NO	
			62-1018924												

ANNUAL STATEMENT FOR THE YEAR 2023 OF THE General Re Life Corporation

**SCHEDULE Y**  
**PART 1A - DETAIL OF INSURANCE HOLDING COMPANY SYSTEM**

1	2	3	4	5	6	7	8	9	10	11	12	13	14	15	16
Group Code	Group Name	NAIC Company Code	ID Number	Federal RSSD	CIK	Name of Securities Exchange if Publicly Traded (U.S. or International)	Names of Parent, Subsidiaries Or Affiliates	Domi-ciliary Location	Relation-ship to Reporting Entity	Directly Controlled by (Name of Entity/Person)	Type of Control (Ownership, Board, Management, Attorney-in-Fact, Influence, Other)	If Control is Ownership Provide Percentage	Ultimate Controlling Entity(ies)/Person(s)	Is an SCA Filing Re-quired? (Yes/No)	*
			58-0667553				Empire Distributors, Inc.	GA	NIA	Kahn Ventures, Inc.	Ownership	100.000	Berkshire Hathaway Inc.	NO	
							Empresa Inmobiliaria del Potosi, S.A. de C.V.								
							Empresa Inmobiliaria del Potosi, S.A. de C.V.	MEX	NIA	Marmon Transportation Services LLC	Ownership	0.010	Berkshire Hathaway Inc.	NO	
			87-0479159				Energy West Mining Company	MEX	NIA	Union Tank Car Company	Ownership	99.990	Berkshire Hathaway Inc.	NO	
							Enersul Group Inc.	UT	NIA	PacifiCorp	Ownership	100.000	Berkshire Hathaway Inc.	NO	
							Enersul L.P.	CAN	NIA	The Marmon Group of Canada Ltd.	Ownership	100.000	Berkshire Hathaway Inc.	NO	
							Enersul L.P.	CAN	NIA	Enersul Group Inc.	Ownership	99.900	Berkshire Hathaway Inc.	NO	
							Enersul, Inc.	CAN	NIA	Enersul, Inc.	Ownership	0.100	Berkshire Hathaway Inc.	NO	
							Enersul, Inc.	CAN	NIA	The Marmon Group of Canada Ltd.	Ownership	100.000	Berkshire Hathaway Inc.	NO	
			27-1520644				Enterprise RB Fund II	MD	NIA	21st Mortgage Corporation	Ownership	99.990	Berkshire Hathaway Inc.	NO	
			14-1505298				Environment-One Corporation	NY	NIA	Precision Castparts Corp.	Ownership	100.000	Berkshire Hathaway Inc.	NO	
			83-1552766				Equity Title of Washington, LLC	WA	NIA	HomeServices of Washington, LLC	Ownership	50.000	Berkshire Hathaway Inc.	NO	
							Ercom Engineers, Private Limited	IND	NIA	IPS-Integrated Project Services, LLC	Ownership	18.430	Berkshire Hathaway Inc.	NO	
			59-1220247				Esslinger-Wooten-Maxwell, Inc.	FL	NIA	HomeServices of Florida, Inc.	Ownership	100.000	Berkshire Hathaway Inc.	NO	
			46-0612632				Eunice Housing, LP	LA	NIA	AHP Housing Fund 51, LLC	Ownership	99.990	Berkshire Hathaway Inc.	NO	
			13-4236286				Evansville Automotive (LEX), LLC	DE	NIA	Berkshire Hathaway Automotive Inc.	Ownership	92.000	Berkshire Hathaway Inc.	NO	
			13-4236289				Evansville Automotive, LLC	DE	NIA	Berkshire Hathaway Automotive Inc.	Ownership	92.000	Berkshire Hathaway Inc.	NO	
			82-0621378				Evansville RCF LP	IN	NIA	AHP Housing Fund 178, LLC	Ownership	99.990	Berkshire Hathaway Inc.	NO	
			62-1682381				Evergreen Home Finance, LLC	TN	NIA	21st Mortgage Corporation	Ownership	50.000	Berkshire Hathaway Inc.	NO	
							eVolution Systems Ltd.	ISR	NIA	IES Holding II, LLC	Ownership	10.000	Berkshire Hathaway Inc.	NO	
			83-3043953				EWIE Group of Companies, LLC	DE	NIA	ITTI Investment Holdings Inc.	Ownership	19.000	Berkshire Hathaway Inc.	NO	
			59-2380937				E-W-M Referral Services, Inc.	FL	NIA	Esslinger-Wooten-Maxwell, Inc.	Ownership	100.000	Berkshire Hathaway Inc.	NO	
			48-0882691				Exacta Aerospace, Inc.	KS	NIA	Precision Castparts Corp.	Ownership	100.000	Berkshire Hathaway Inc.	NO	
							Executive Jet Management (Europe) Limited	GBR	NIA	NetJets Management Ltd.	Ownership	100.000	Berkshire Hathaway Inc.	NO	
			31-0913865				Executive Jet Management, Inc.	OH	NIA	NetJets Inc.	Ownership	100.000	Berkshire Hathaway Inc.	NO	
			32-0656860				Exponential Technology Group, Inc	DE	NIA	Mouser Electronics, Inc.	Ownership	100.000	Berkshire Hathaway Inc.	NO	
			26-1627289				Express Furniture Services, LLC	CA	NIA	CORT Business Services Corporation	Ownership	63.000	Berkshire Hathaway Inc.	NO	
			98-0415493				EXSIF China	CHN	NIA	EXSIF Worldwide, Inc.	Ownership	100.000	Berkshire Hathaway Inc.	NO	
			61-1809091				EXSIF International LLC	DE	NIA	EXSIF Worldwide, Inc.	Ownership	100.000	Berkshire Hathaway Inc.	NO	
							EXSIF OCS Limited	GBR	NIA	EXSIF Worldwide, Inc.	Ownership	100.000	Berkshire Hathaway Inc.	NO	
							EXSIF Worldwide GmbH	DEU	NIA	EXSIF Worldwide, Inc.	Ownership	100.000	Berkshire Hathaway Inc.	NO	
			36-4383800				EXSIF Worldwide, Inc.	DE	NIA	Worldwide Containers, Inc.	Ownership	100.000	Berkshire Hathaway Inc.	NO	
			88-3017735				Extreme Blocker Inc.	DE	NIA	Acumed, LLC	Ownership	100.000	Berkshire Hathaway Inc.	NO	
			33-0682735				ExtruMed, Inc.	CA	NIA	Vesta Intermediate Funding, Inc.	Ownership	100.000	Berkshire Hathaway Inc.	NO	
			23-3004319				F&R/T LLC	DE	NIA	Fox & Roach/Trident Limited Partnership	Ownership	100.000	Berkshire Hathaway Inc.	NO	
							F.W. Acquisitions Corp, S.A.	HTI	NIA	Union Underwear Company, Inc.	Ownership	99.000	Berkshire Hathaway Inc.	NO	
							Fabrik Apparel S.A.	HTI	NIA	Union Sales, LLC.	Ownership	1.000	Berkshire Hathaway Inc.	NO	
							Fabrik Apparel DR, S.R.L	DOM	NIA	Union Sales, LLC.	Ownership	1.000	Berkshire Hathaway Inc.	NO	
							Fabrik Apparel DR, S.R.L	DOM	NIA	Union Underwear Company, Inc.	Ownership	99.000	Berkshire Hathaway Inc.	NO	
							Fair American Insurance and Reinsurance Company	NY	IA	Transatlantic Reinsurance Company	Ownership	100.000	Berkshire Hathaway Inc.	NO	
.0031	Berkshire Hathaway Group	35157	13-3333610				Fair American Select Insurance Company	DE	IA	Transatlantic Reinsurance Company	Ownership	100.000	Berkshire Hathaway Inc.	NO	
.0031	Berkshire Hathaway Group	15201	46-1213970				Fairview Wiggins, LP	MS	NIA	AHP Housing Fund 71, LLC	Ownership	99.990	Berkshire Hathaway Inc.	NO	
			45-5116734				Falcon Power Operating Company	TX	NIA	BHE Gas, Inc.	Ownership	100.000	Berkshire Hathaway Inc.	NO	
			76-0270150				Falcon Training Center	FRA	NIA	FlightSafety International SARL	Ownership	50.000	Berkshire Hathaway Inc.	NO	
			81-2019872				False River Partners, LP	MS	NIA	AHP Housing Fund 133, LLC	Ownership	99.990	Berkshire Hathaway Inc.	NO	
							Fancom B.V.	NLD	NIA	Fancom Holding B.V.	Ownership	100.000	Berkshire Hathaway Inc.	NO	
							Fancom EURL	FRA	NIA	Fancom B.V.	Ownership	100.000	Berkshire Hathaway Inc.	NO	

ANNUAL STATEMENT FOR THE YEAR 2023 OF THE General Re Life Corporation

**SCHEDULE Y**

**PART 1A - DETAIL OF INSURANCE HOLDING COMPANY SYSTEM**

1	2	3	4	5	6	7	8	9	10	11	12	13	14	15	16
Group Code	Group Name	NAIC Company Code	ID Number	Federal RSSD	CIK	Name of Securities Exchange if Publicly Traded (U.S. or International)	Names of Parent, Subsidiaries Or Affiliates	Domi-ciliary Location	Relation-ship to Reporting Entity	Directly Controlled by (Name of Entity/Person)	Type of Control (Ownership, Board, Management, Attorney-in-Fact, Influence, Other)	If Control is Ownership Provide Percentage	Ultimate Controlling Entity(ies)/Person(s)	Is an SCA Filing Re-quired? (Yes/No)	*
							Fancom Holding B.V.	.NLD	NIA	CTB Legacy Holding B.V.	Ownership	100.000	Berkshire Hathaway Inc.	NO	
							Fanmar Auto Part (Ningbo) Co., Ltd.	.CHN	NIA	Marmon Services Limited	Ownership	100.000	Berkshire Hathaway Inc.	NO	
			98-0166320				Faraday Capital Limited	.GBR	NIA	Faraday Holdings Limited	Ownership	100.000	Berkshire Hathaway Inc.	NO	
							Faraday Corporate Capital Limited	.GBR	NIA	Faraday Holdings Limited	Ownership	100.000	Berkshire Hathaway Inc.	NO	
			06-1026471				Faraday Holdings Limited	.GBR	NIA	General Re Corporation	Ownership	100.000	Berkshire Hathaway Inc.	NO	
							Faraday MGA Limited	.GBR	NIA	Faraday Holdings Limited	Ownership	100.000	Berkshire Hathaway Inc.	NO	
			06-1026471				Faraday Underwriting Limited	.GBR	NIA	Faraday Holdings Limited	Ownership	100.000	Berkshire Hathaway Inc.	NO	
			76-0450804				Farmington Properties, Inc.	.PA	NIA	Tioga Properties, LLC	Ownership	100.000	Berkshire Hathaway Inc.	NO	
			37-1872552				Farnam Management Services, LLC	.NE	NIA	Columbia Insurance Company	Ownership	100.000	Berkshire Hathaway Inc.	NO	
			20-0174133				Farwell Texas Tobacco, L.P.	.TX	NIA	McCarthy-Hull Cigar Company, Inc.	Ownership	100.000	Berkshire Hathaway Inc.	NO	
			91-1096274				Fatigue Technology, Inc.	.WA	NIA	Precision Castparts Corp.	Ownership	100.000	Berkshire Hathaway Inc.	NO	
			46-2835485				Faxon School Apartments, LLC	.MO	NIA	AHP Housing Fund 131, LLC	Ownership	98.990	Berkshire Hathaway Inc.	NO	
			82-3862601				FC Transport, LLC	.IN	NIA	Clayton Properties Group, Inc.	Ownership	100.000	Berkshire Hathaway Inc.	NO	
			82-3104130				Ferriday Housing, LP	.MS	NIA	AHP Housing Fund 194, LLC	Ownership	99.990	Berkshire Hathaway Inc.	NO	
			47-2478722				FFBH Motors, LLC	.DE	NIA	Berkshire Hathaway Automotive Inc.	Ownership	93.000	Berkshire Hathaway Inc.	NO	
			47-2478722				FFBH Motors, LLC	.DE	NIA	BHA Minority Interest Holdco, Inc.	Ownership	3.000	Berkshire Hathaway Inc.	NO	
			20-2287431				FFR, Inc.	.IA	NIA	HomeServices of Iowa, Inc.	Ownership	100.000	Berkshire Hathaway Inc.	NO	
							FFW de Mexico, S.A. de C.V.	.MEX	NIA	Fontaine Fifth Wheel Company	Ownership	99.998	Berkshire Hathaway Inc.	NO	
							FFW de Mexico, S.A. de C.V.	.MEX	NIA	Perfection de Mexico, SAPI de CV	Ownership	0.002	Berkshire Hathaway Inc.	NO	
			82-1987362				Fields Apartments LP	.OR	NIA	AHP Housing Fund 200, LLC	Ownership	99.980	Berkshire Hathaway Inc.	NO	
							Filtrex International Pte. Ltd.	.SGP	NIA	Marmon Water (Singapore) Pte Ltd.	Ownership	100.000	Berkshire Hathaway Inc.	NO	
							Filtrex Technologies Private Limited	.IND	NIA	Filtrex International Pte. Ltd.	Ownership	15.000	Berkshire Hathaway Inc.	NO	
							Filtrex Technologies Private Limited	.IND	NIA	Marmon Water (Singapore) Pte Ltd.	Ownership	85.000	Berkshire Hathaway Inc.	NO	
							Financial Credit Investment III (Cayman), L.P.	.CYM	NIA	Berkshire Hathaway Life Insurance Company of Nebraska	Ownership	50.000	Berkshire Hathaway Inc.	NO	
							Financial Credit Investment III SPV-B (Cayman), L.P.	.CYM	NIA	Berkshire Hathaway Life Insurance Company of Nebraska	Ownership	25.000	Berkshire Hathaway Inc.	NO	
			98-1379180				Financial Services Plus, Inc.	.TX	NIA	McLane Company, Inc.	Ownership	100.000	Berkshire Hathaway Inc.	NO	
			98-1395199				Finial Reinsurance Company	.CT	IA	National Indemnity Company	Ownership	100.000	Berkshire Hathaway Inc.	NO	
.0031	Berkshire Hathaway Group	39136	06-1325038				Fireside Partners, Inc.	.DE	NIA	GAUM Holdings Inc.	Ownership	100.000	Berkshire Hathaway Inc.	NO	
			36-4808004				First Act, LLC	.DE	NIA	Alleghany Capital Corporation	Ownership	100.000	Berkshire Hathaway Inc.	NO	
			81-3075316				First Berkshire Hathaway Life Insurance Company	.NY	IA	Berkshire Hathaway Life Insurance Company of Nebraska	Ownership	100.000	Berkshire Hathaway Inc.	NO	
.0031	Berkshire Hathaway Group	11591	91-1933661				First Network Realty, Inc.	.FL	NIA	Florida Network LLC	Ownership	100.000	Berkshire Hathaway Inc.	NO	
			59-2960388				First Realty, Ltd.	.IA	NIA	HomeServices of Iowa, Inc.	Ownership	100.000	Berkshire Hathaway Inc.	NO	
			42-0870557				First Weber Illinois, LLC	.WI	NIA	First Weber, Inc.	Ownership	100.000	Berkshire Hathaway Inc.	NO	
			46-1948774				First Weber Referral Associates, Inc.	.WI	NIA	First Weber, Inc.	Ownership	100.000	Berkshire Hathaway Inc.	NO	
			39-1406731				First Weber, Inc.	.WI	NIA	HomeServices of Wisconsin, LLC	Ownership	100.000	Berkshire Hathaway Inc.	NO	
			39-1669005				Fish Lake Power LLC	.DE	NIA	Magma Power Company	Ownership	100.000	Berkshire Hathaway Inc.	NO	
			33-0453364				Flat Top Holdings, LLC	.DE	NIA	BHER Flat Top Wind Holdings, LLC	Ownership	100.000	Berkshire Hathaway Inc.	NO	
			38-4007385				Flat Top Wind I, LLC	.DE	NIA	Flat Top Holdings, LLC	Ownership	100.000	Berkshire Hathaway Inc.	NO	
			46-1396389				Fleet Sales LLC	.UT	NIA	Pilot Travel Centers LLC	Ownership	100.000	Berkshire Hathaway Inc.	NO	
			87-0622749				FlightSafety Canada Ltd.	.CAN	NIA	FlightSafety New York, Inc.	Ownership	100.000	Berkshire Hathaway Inc.	NO	
			22-2820005				FlightSafety Capital Corporation	.DE	NIA	FlightSafety International Inc.	Ownership	100.000	Berkshire Hathaway Inc.	NO	
			36-3244473				FlightSafety Defense Corporation	.DE	NIA	FlightSafety International Inc.	Ownership	100.000	Berkshire Hathaway Inc.	NO	
			88-0377203				FlightSafety Development Corp.	.DE	NIA	FlightSafety New York, Inc.	Ownership	100.000	Berkshire Hathaway Inc.	NO	
							FlightSafety International Australia Pty. Ltd.	.AUS	NIA	FlightSafety Properties, Inc.	Ownership	100.000	Berkshire Hathaway Inc.	NO	

ANNUAL STATEMENT FOR THE YEAR 2023 OF THE General Re Life Corporation

**SCHEDULE Y**  
**PART 1A - DETAIL OF INSURANCE HOLDING COMPANY SYSTEM**

1	2	3	4	5	6	7	8	9	10	11	12	13	14	15	16
Group Code	Group Name	NAIC Company Code	ID Number	Federal RSSD	CIK	Name of Securities Exchange if Publicly Traded (U.S. or International)	Names of Parent, Subsidiaries Or Affiliates	Domi-ciliary Location	Relation-ship to Reporting Entity	Directly Controlled by (Name of Entity/Person)	Type of Control (Ownership, Board, Management, Attorney-in-Fact, Influence, Other)	If Control is Ownership Provide Percentage	Ultimate Controlling Entity(ies)/Person(s)	Is an SCA Filing Re-quired? (Yes/No)	*
							FlightSafety International Hong Kong Limited	.HKG.	NIA	FlightSafety International Inc.	Ownership	100.000	Berkshire Hathaway Inc.	NO	
			13-3916524				FlightSafety International Inc.	.NY.	NIA	Berkshire Hathaway Life Insurance Company of Nebraska	Ownership	100.000	Berkshire Hathaway Inc.	NO	
			81-0947238				FlightSafety International Japan Inc.	.JPN.	NIA	FlightSafety International Inc.	Ownership	100.000	Berkshire Hathaway Inc.	NO	
							FlightSafety International Middle East Inc.	.DE.	NIA	FlightSafety International Inc.	Ownership	100.000	Berkshire Hathaway Inc.	NO	
							FlightSafety International Netherlands B.V.	.MLD.	NIA	FlightSafety International Inc.	Ownership	100.000	Berkshire Hathaway Inc.	NO	
							FlightSafety International Norway AS	.NOR.	NIA	FlightSafety International Inc.	Ownership	100.000	Berkshire Hathaway Inc.	NO	
							FlightSafety International SARL	.FRA.	NIA	FlightSafety International Inc.	Ownership	100.000	Berkshire Hathaway Inc.	NO	
							FlightSafety International Saudi Arabia LLC	.SAU.	NIA	FlightSafety International Inc.	Ownership	95.000	Berkshire Hathaway Inc.	NO	
							FlightSafety International Saudi Arabia LLC	.SAU.	NIA	FlightSafety International U.K. Limited	Ownership	5.000	Berkshire Hathaway Inc.	NO	
							FlightSafety International Singapore Pte. Ltd.	.SGP.	NIA	FlightSafety International Inc.	Ownership	100.000	Berkshire Hathaway Inc.	NO	
							FlightSafety International South Africa Ltd.	.ZAF.	NIA	FlightSafety International Inc.	Ownership	100.000	Berkshire Hathaway Inc.	NO	
							FlightSafety International Treinamento Em Aviacao Ltda.	.BRA.	NIA	FlightSafety Capital Corporation	Ownership	1.000	Berkshire Hathaway Inc.	NO	
							FlightSafety International Treinamento Em Aviacao Ltda.	.BRA.	NIA	FlightSafety International Inc.	Ownership	99.000	Berkshire Hathaway Inc.	NO	
			06-1311475				FlightSafety International U.K. Limited	.GBR.	NIA	FlightSafety International Inc.	Ownership	100.000	Berkshire Hathaway Inc.	NO	
			11-2984638				FlightSafety New York, Inc.	.NY.	NIA	FlightSafety International Inc.	Ownership	100.000	Berkshire Hathaway Inc.	NO	
			83-3383970				FlightSafety Properties, Inc.	.DE.	NIA	FlightSafety International Inc.	Ownership	100.000	Berkshire Hathaway Inc.	NO	
							FlightSafety Textron Aviation Training LLC	.DE.	NIA	FlightSafety International Inc.	Ownership	70.000	Berkshire Hathaway Inc.	NO	
							FlightSafety Textron Aviation Training UK Limited	.GBR.	NIA	FlightSafety Textron Aviation Training LLC	Ownership	100.000	Berkshire Hathaway Inc.	NO	
			47-0487472				Floors Inc.	.NE.	NIA	Nebraska Furniture Mart, Inc.	Ownership	100.000	Berkshire Hathaway Inc.	NO	
			59-3584700				Florida Network LLC	.DE.	NIA	HomeServices of Florida, Inc.	Ownership	100.000	Berkshire Hathaway Inc.	NO	
			47-1254702				Florida Network Property Management, LLC	.FL.	NIA	Florida Network LLC	Ownership	100.000	Berkshire Hathaway Inc.	NO	
			47-2871651				Flow Improvers LLC	.DE.	NIA	LiquidPower Specialty Products Inc.	Ownership	100.000	Berkshire Hathaway Inc.	NO	
			48-1225754				FLTVT, L.L.C.	.DE.	NIA	Berkshire Hathaway Automotive Inc.	Ownership	81.000	Berkshire Hathaway Inc.	NO	
			85-0933881				Fluvanna Holdings 2, LLC	.DE.	NIA	BHER Gopher Wind Holdings, LLC	Ownership	100.000	Berkshire Hathaway Inc.	NO	
			81-4732929				Fluvanna Wind Energy 2, LLC	.DE.	NIA	Fluvanna Holdings 2, LLC	Ownership	100.000	Berkshire Hathaway Inc.	NO	
							Flying J Canada Inc.	.CAN.	NIA	Pilot Travel Centers LLC	Ownership	100.000	Berkshire Hathaway Inc.	NO	
			98-1057052				Flying J Canada Transport Inc.	.CAN.	NIA	Flying J Canada Inc.	Ownership	100.000	Berkshire Hathaway Inc.	NO	
			46-1058973				FMAVT Motors, LLC	.DE.	NIA	Berkshire Hathaway Automotive Inc.	Ownership	83.000	Berkshire Hathaway Inc.	NO	
			46-1058973				FMAVT Motors, LLC	.DE.	NIA	BHA Minority Interest Holdco, Inc.	Ownership	13.000	Berkshire Hathaway Inc.	NO	
			83-2340006				Focused Technology Solutions, Inc.	.DE.	NIA	Raiserve, Inc.	Ownership	100.000	Berkshire Hathaway Inc.	NO	
							FOL International GmbH	.DEU.	NIA	FOL International Unlimited Company	Ownership	100.000	Berkshire Hathaway Inc.	NO	
							FOL International Unlimited Company	.IRL.	NIA	Fruit of the Loom, Inc.	Ownership	100.000	Berkshire Hathaway Inc.	NO	
			46-2326556				Fontaine Commercial Trailer, Inc.	.DE.	NIA	Marmon Highway Technologies LLC	Ownership	100.000	Berkshire Hathaway Inc.	NO	
			46-2338021				Fontaine Engineered Products, Inc.	.DE.	NIA	Marmon Highway Technologies LLC	Ownership	100.000	Berkshire Hathaway Inc.	NO	
			36-3362709				Fontaine Fifth Wheel Company	.DE.	NIA	Marmon Highway Technologies LLC	Ownership	100.000	Berkshire Hathaway Inc.	NO	
			36-3362764				Fontaine Modification Company	.DE.	NIA	Marmon Highway Technologies LLC	Ownership	100.000	Berkshire Hathaway Inc.	NO	
			30-0005920				Fontaine Spray Suppression Company	.DE.	NIA	Marmon Highway Technologies LLC	Ownership	100.000	Berkshire Hathaway Inc.	NO	
			36-3294489				Fontaine Trailer Company LLC (Legacy)	.DE.	NIA	Marmon Highway Technologies LLC	Ownership	100.000	Berkshire Hathaway Inc.	NO	
			94-2747671				For Rent, Inc.	.AZ.	NIA	Roy H. Long Realty Company, Inc.	Ownership	100.000	Berkshire Hathaway Inc.	NO	
			86-2544489				Forest River Bus LLC	.IN.	NIA	Forest River, Inc.	Ownership	100.000	Berkshire Hathaway Inc.	NO	
			20-1274588				Forest River Holdings, Inc.	.IN.	NIA	Forest River, Inc.	Ownership	100.000	Berkshire Hathaway Inc.	NO	
			90-0902811				Forest River Manufacturing, LLC	.IN.	NIA	Forest River, Inc.	Ownership	100.000	Berkshire Hathaway Inc.	NO	
			20-3284366				Forest River, Inc.	.IN.	NIA	Berkshire Hathaway Inc.	Ownership	100.000	Berkshire Hathaway Inc.	NO	

ANNUAL STATEMENT FOR THE YEAR 2023 OF THE General Re Life Corporation

**SCHEDULE Y**  
**PART 1A - DETAIL OF INSURANCE HOLDING COMPANY SYSTEM**

1	2	3	4	5	6	7	8	9	10	11	12	13	14	15	16
Group Code	Group Name	NAIC Company Code	ID Number	Federal RSSD	CIK	Name of Securities Exchange if Publicly Traded (U.S. or International)	Names of Parent, Subsidiaries Or Affiliates	Domiciliary Location	Relationship to Reporting Entity	Directly Controlled by (Name of Entity/Person)	Type of Control (Ownership, Board, Management, Attorney-in-Fact, Influence, Other)	If Control is Ownership Provide Percentage	Ultimate Controlling Entity(ies)/Person(s)	Is an SCA Filing Required? (Yes/No)	*
			45-3180126				Fort Dearborn Land Title Company, LLC	DE	NIA	HomeServices of Illinois Holdings, LLC	Ownership	100.000	Berkshire Hathaway Inc.	NO	
			93-4063751				Fort Vancouver Preservation MTE, LLC	DE	NIA	KCIC LIHTC 10 LLC	Ownership	100.000	Berkshire Hathaway Inc.	NO	
			82-2691797				Fort Wayne AAL LP	IN	NIA	AHP Housing Fund 198, LLC	Ownership	99.990	Berkshire Hathaway Inc.	NO	
			23-3045917				Fox & Roach (PHILA) LP	DE	NIA	Fox & Roach LP	Ownership	0.100	Berkshire Hathaway Inc.	NO	
			23-3045917				Fox & Roach (PHILA) LP	DE	NIA	Fox & Roach/Trident Limited Partnership	Ownership	99.900	Berkshire Hathaway Inc.	NO	
			23-3004324				Fox & Roach LP	DE	NIA	F&R/T LLC	Ownership	0.100	Berkshire Hathaway Inc.	NO	
			23-3004324				Fox & Roach LP	DE	NIA	Fox & Roach/Trident Limited Partnership	Ownership	99.900	Berkshire Hathaway Inc.	NO	
			20-0378305				Fox & Roach/Trident Limited Partnership	PA	NIA	FRTC, LLC	Ownership	0.100	Berkshire Hathaway Inc.	NO	
			20-0378305				Fox & Roach/Trident Limited Partnership	PA	NIA	HomeServices Northeast, LLC	Ownership	99.900	Berkshire Hathaway Inc.	NO	
			45-4300290				Foxfire Apartments Limited Dividend Housing Association, LLC	MI	NIA	AHP Housing Fund 20, LLC	Ownership	99.990	Berkshire Hathaway Inc.	NO	
			81-0732806				FR Mariah Holdings II, LLC	DE	NIA	BHER Mariah Wind Holdings, LLC	Ownership	100.000	Berkshire Hathaway Inc.	NO	
			37-0860218				Frasca International LLC	IL	NIA	FlightSafety International Inc.	Ownership	100.000	Berkshire Hathaway Inc.	NO	
			20-2062528				Freedom Warehouse Corp.	NV	NIA	CMH Services, Inc.	Ownership	100.000	Berkshire Hathaway Inc.	NO	
							Freo Group Pty Ltd	AUS	NIA	Sterling Crane (Australia) Pty Ltd	Ownership	100.000	Berkshire Hathaway Inc.	NO	
							Frezabo B.V.	NLD	NIA	Volito Group B.V.	Ownership	100.000	Berkshire Hathaway Inc.	NO	
			35-2482351				FRTC, LLC	DE	NIA	HomeServices Northeast, LLC	Ownership	100.000	Berkshire Hathaway Inc.	NO	
							Fruit of the Loom Canada, Inc.	CAN	NIA	Fruit of the Loom, Inc.	Ownership	100.000	Berkshire Hathaway Inc.	NO	
			63-0874703				Fruit of the Loom Direct, Inc.	AL	NIA	Russell Brands, LLC	Ownership	100.000	Berkshire Hathaway Inc.	NO	
							Fruit of the Loom France SARL	FRA	NIA	FOL International Unlimited Company	Ownership	100.000	Berkshire Hathaway Inc.	NO	
			98-0551397				Fruit of the Loom India Private Limited	IND	NIA	Fruit of the Loom, Inc.	Ownership	99.900	Berkshire Hathaway Inc.	NO	
			98-0551397				Fruit of the Loom India Private Limited	IND	NIA	Union Sales, LLC	Ownership	0.100	Berkshire Hathaway Inc.	NO	
							Fruit of the Loom International Ltd.	IRL	NIA	FOL International Unlimited Company	Ownership	100.000	Berkshire Hathaway Inc.	NO	
							Fruit of the Loom Investments Ltd.	GBR	NIA	FOL International Unlimited Company	Ownership	99.990	Berkshire Hathaway Inc.	NO	
							Fruit of the Loom Investments Ltd.	GBR	NIA	Union Sales, LLC	Ownership	0.010	Berkshire Hathaway Inc.	NO	
							Fruit of the Loom Italy SRL	ITA	NIA	FOL International Unlimited Company	Ownership	100.000	Berkshire Hathaway Inc.	NO	
							Fruit of the Loom Latin America, S.A. de C.V.								
							Fruit of the Loom Latin America, S.A. de C.V.	SLV	NIA	Union Sales, LLC	Ownership	0.001	Berkshire Hathaway Inc.	NO	
							Fruit of the Loom Latin America, S.A. de C.V.	SLV	NIA	Union Underwear Company, Inc.	Ownership	99.999	Berkshire Hathaway Inc.	NO	
							Fruit of the Loom Ltd.	GBR	NIA	Fruit of the Loom Investments Ltd.	Ownership	99.999	Berkshire Hathaway Inc.	NO	
							Fruit of the Loom Ltd.	GBR	NIA	Union Sales, LLC	Ownership	0.001	Berkshire Hathaway Inc.	NO	
							Fruit of the Loom Spain, S.A.U.	ESP	NIA	FOL International Unlimited Company	Ownership	100.000	Berkshire Hathaway Inc.	NO	
							Fruit of the Loom Textile SARL a AU	MAR	NIA	FOL International Unlimited Company	Ownership	100.000	Berkshire Hathaway Inc.	NO	
			61-1207878				Fruit of the Loom Trading Company	DE	NIA	Union Sales, LLC	Ownership	100.000	Berkshire Hathaway Inc.	NO	
							Fruit of the Loom Vietnam Company Limited	VNM	NIA	Fruit of the Loom International Ltd.	Ownership	100.000	Berkshire Hathaway Inc.	NO	
			95-4880223				Fruit of the Loom, Inc.	DE	NIA	Berkshire Hathaway Inc.	Ownership	100.000	Berkshire Hathaway Inc.	NO	
			05-0144075				Fruit of the Loom, Inc.	NY	NIA	Union Underwear Company, Inc.	Ownership	100.000	Berkshire Hathaway Inc.	NO	
							FSR	FRA	NIA	FlightSafety International SARL	Ownership	1.000	Berkshire Hathaway Inc.	NO	
							FSR	FRA	NIA	FlightSafety Properties, Inc.	Ownership	99.000	Berkshire Hathaway Inc.	NO	
			45-2613080				FSVT Motors, LLC	DE	NIA	Berkshire Hathaway Automotive Inc.	Ownership	78.000	Berkshire Hathaway Inc.	NO	
			45-2613080				FSVT Motors, LLC	DE	NIA	BHA Minority Interest Holdco, Inc.	Ownership	18.000	Berkshire Hathaway Inc.	NO	
							FTL Japan KK	JPN	NIA	Russell Brands, LLC	Ownership	100.000	Berkshire Hathaway Inc.	NO	
			21-1278881				FTL Regional Sales Company, Inc.	DE	NIA	Union Underwear Company, Inc.	Ownership	100.000	Berkshire Hathaway Inc.	NO	
			20-1216137				Fuel Processing Operators LLC	AZ	NIA	Pro Petroleum LLC	Ownership	100.000	Berkshire Hathaway Inc.	NO	
			83-4036424				Fuelbook LLC	DE	NIA	Pilot Travel Centers LLC	Ownership	100.000	Berkshire Hathaway Inc.	NO	
			27-4811963				Fun Express LLC	NE	NIA	Oriental Trading Company, Inc.	Ownership	100.000	Berkshire Hathaway Inc.	NO	
			65-0123421				Future Metals LLC	DE	NIA	Marmon/Keystone LLC	Ownership	100.000	Berkshire Hathaway Inc.	NO	
							Future Metals LLC Sp. z o.o.	POL	NIA	Future Metals LLC	Ownership	100.000	Berkshire Hathaway Inc.	NO	

ANNUAL STATEMENT FOR THE YEAR 2023 OF THE General Re Life Corporation

**SCHEDULE Y**  
**PART 1A - DETAIL OF INSURANCE HOLDING COMPANY SYSTEM**

1	2	3	4	5	6	7	8	9	10	11	12	13	14	15	16
Group Code	Group Name	NAIC Company Code	ID Number	Federal RSSD	CIK	Name of Securities Exchange if Publicly Traded (U.S. or International)	Names of Parent, Subsidiaries Or Affiliates	Domi-ciliary Location	Relation-ship to Reporting Entity	Directly Controlled by (Name of Entity/Person)	Type of Control (Ownership, Board, Management, Attorney-in-Fact, Influence, Other)	If Control is Ownership Provide Percentage	Ultimate Controlling Entity(ies)/Person(s)	Is an SCA Filing Re-quired? (Yes/No)	*
			86-0949028				GAFVT Motors, LLC	DE	NIA	Berkshire Hathaway Automotive Inc.	Ownership	96.000	Berkshire Hathaway Inc.	NO	
			46-1877963				Galena Estates, LLC	KS	NIA	AHP Housing Fund 88, LLC	Ownership	99.990	Berkshire Hathaway Inc.	NO	
			86-0949025				Gang-Nail Philippines, Inc.	PHL	NIA	MiTek Holdings, Inc.	Ownership	100.000	Berkshire Hathaway Inc.	NO	
			13-3259047				GANVT Motors, LLC	DE	NIA	Berkshire Hathaway Automotive Inc.	Ownership	96.000	Berkshire Hathaway Inc.	NO	
							Garan Buena Vista, S.A. de CV	HND	NIA	Garan Manufacturing Corp.	Ownership	100.000	Berkshire Hathaway Inc.	NO	
							Garan Central America Corp.	VA	NIA	Garan, Incorporated	Ownership	100.000	Berkshire Hathaway Inc.	NO	
							Garan De El Salvador, S. A. de C.V.	SLV	NIA	Garan Manufacturing Corp.	Ownership	100.000	Berkshire Hathaway Inc.	NO	
							Garan De Honduras, S.A. de C.V.	HND	NIA	Garan Manufacturing Corp.	Ownership	100.000	Berkshire Hathaway Inc.	NO	
			64-0794969				Garan Manufacturing Corp.	DE	NIA	Garan, Incorporated	Ownership	100.000	Berkshire Hathaway Inc.	NO	
							Garan San Jose, S.A. de C.V.	HND	NIA	Garan Manufacturing Corp.	Ownership	100.000	Berkshire Hathaway Inc.	NO	
			51-0329648				Garan Services Corp.	DE	NIA	Garan, Incorporated	Ownership	100.000	Berkshire Hathaway Inc.	NO	
							Garan, Asia, Ltd.	HKG	NIA	Garan Manufacturing Corp.	Ownership	100.000	Berkshire Hathaway Inc.	NO	
			13-5665657				Garan, Incorporated	DE	NIA	Berkshire Hathaway Life Insurance Company of Nebraska	Ownership	100.000	Berkshire Hathaway Inc.	NO	
			90-0787204				Garfield Place Partners LP	MO	NIA	AHP Housing Fund 33, LLC	Ownership	98.990	Berkshire Hathaway Inc.	NO	
			90-0787204				Garfield Place Partners LP	MO	NIA	AHP State Housing Fund 2, LLC	Ownership	1.000	Berkshire Hathaway Inc.	NO	
			27-4775521				Garfield Sacred HeartHousing, LLC	AZ	NIA	AHP Housing Fund 6, LLC	Ownership	99.990	Berkshire Hathaway Inc.	NO	
							GAS NL B.V.	NLD	NIA	KT Smit Mobile Cooperatie	Ownership	100.000	Berkshire Hathaway Inc.	NO	
							GAS UK B.V.	GBR	NIA	KT Smit Mobile Cooperatie	Ownership	100.000	Berkshire Hathaway Inc.	NO	
			43-1594757				Gateway Underwriters Agency, Inc.	MO	NIA	Berkshire Hathaway Inc. Global Aerospace Underwriting Managers Limited	Ownership	80.000	Berkshire Hathaway Inc.	NO	
			52-2282086				GAUM Holdings Inc.	DE	NIA	Berkshire Hathaway Automotive Inc.	Ownership	100.000	Berkshire Hathaway Inc.	NO	
			91-2167192				GAVVT Motors, LLC	DE	NIA	Berkshire Hathaway Automotive Inc.	Ownership	96.000	Berkshire Hathaway Inc.	NO	
			27-2114103				GCI Fund XVIII, LP	MO	NIA	AHP Housing Fund 3, LLC	Ownership	99.990	Berkshire Hathaway Inc.	NO	
			45-4598542				GCI Fund XXVI, LP	MO	NIA	AHP Housing Fund 34, LLC	Ownership	99.990	Berkshire Hathaway Inc.	NO	
0031	Berkshire Hathaway Group	14138	45-2524450				GEICO Advantage Insurance Company	NE	IA	GEICO Corporation	Ownership	100.000	Berkshire Hathaway Inc.	NO	
			88-2577528				GEICO Atlantis Corporation	TX	NIA	GEICO Corporation	Ownership	100.000	Berkshire Hathaway Inc.	NO	
0031	Berkshire Hathaway Group	41491	52-1264413				GEICO Casualty Company	NE	IA	GEICO Indemnity Company	Ownership	100.000	Berkshire Hathaway Inc.	NO	
0031	Berkshire Hathaway Group	14139	45-2524467				GEICO Choice Insurance Company	NE	IA	GEICO Corporation	Ownership	100.000	Berkshire Hathaway Inc.	NO	
			52-1135801				GEICO Corporation	DE	NIA	National Indemnity Company	Ownership	100.000	Berkshire Hathaway Inc.	NO	
0031	Berkshire Hathaway Group	29181	74-6061214				GEICO County Mutual Insurance Company	TX	IA	GEICO Corporation	Ownership	0.000	Berkshire Hathaway Inc.	NO	
			88-2610361				GEICO Discovery Corporation	TX	NIA	GEICO Corporation	Ownership	100.000	Berkshire Hathaway Inc.	NO	
			88-2642347				GEICO Endeavor Corporation	TX	NIA	GEICO Corporation	Ownership	100.000	Berkshire Hathaway Inc.	NO	
							GEICO Financial Services, GmbH	DEU	NIA	GEICO Corporation	Ownership	100.000	Berkshire Hathaway Inc.	NO	
0031	Berkshire Hathaway Group	35882	75-1588101				GEICO General Insurance Company	NE	IA	Government Employees Insurance Company	Ownership	100.000	Berkshire Hathaway Inc.	NO	
0031	Berkshire Hathaway Group	22055	52-0794134				GEICO Indemnity Company	NE	IA	GEICO Corporation	Ownership	100.000	Berkshire Hathaway Inc.	NO	
			52-1168724				GEICO Insurance Agency, LLC	MD	NIA	Government Employees Insurance Company	Ownership	100.000	Berkshire Hathaway Inc.	NO	
0031	Berkshire Hathaway Group	37923	52-1658500				GEICO Marine Insurance Company	NE	IA	Boat America Corporation	Ownership	100.000	Berkshire Hathaway Inc.	NO	
0031	Berkshire Hathaway Group		93-4440724				GEICO Oasis Insurance Company	NE	IA	GEICO Corporation	Ownership	100.000	Berkshire Hathaway Inc.	NO	
			88-2667253				GEICO Perspective Corporation	TX	NIA	GEICO Corporation	Ownership	100.000	Berkshire Hathaway Inc.	NO	
			52-1487364				GEICO Products, Inc.	MD	NIA	GEICO Corporation	Ownership	100.000	Berkshire Hathaway Inc.	NO	
0031	Berkshire Hathaway Group	17511	92-2766872				GEICO Protection Insurance Company	NE	IA	GEICO Corporation	Ownership	100.000	Berkshire Hathaway Inc.	NO	
0031	Berkshire Hathaway Group	14137	45-2524492				GEICO Secure Insurance Company	NE	IA	GEICO Corporation	Ownership	100.000	Berkshire Hathaway Inc.	NO	
0031	Berkshire Hathaway Group	27863	75-6021171				GEICO Texas County Mutual Insurance Company	TX	IA	GEICO Corporation	Ownership	0.000	Berkshire Hathaway Inc.	NO	
			32-0471595				Gemini Community Solar, LLC	DE	NIA	Geronimo Community Solar Gardens Holding Company, LLC	Ownership	100.000	Berkshire Hathaway Inc.	NO	
			47-474349				Gemini CSG1, LLC	DE	NIA	Geronimo Community Solar Gardens, LLC	Ownership	100.000	Berkshire Hathaway Inc.	NO	
			47-4781457				Gemini CSG2, LLC	DE	NIA	Geronimo Community Solar Gardens, LLC	Ownership	100.000	Berkshire Hathaway Inc.	NO	
			47-4797777				Gemini CSG3, LLC	DE	NIA	Geronimo Community Solar Gardens, LLC	Ownership	100.000	Berkshire Hathaway Inc.	NO	

ANNUAL STATEMENT FOR THE YEAR 2023 OF THE General Re Life Corporation

**SCHEDULE Y**

**PART 1A - DETAIL OF INSURANCE HOLDING COMPANY SYSTEM**

1	2	3	4	5	6	7	8	9	10	11	12	13	14	15	16
Group Code	Group Name	NAIC Company Code	ID Number	Federal RSSD	CIK	Name of Securities Exchange if Publicly Traded (U.S. or International)	Names of Parent, Subsidiaries Or Affiliates	Domiciliary Location	Relationship to Reporting Entity	Directly Controlled by (Name of Entity/Person)	Type of Control (Ownership, Board, Management, Attorney-in-Fact, Influence, Other)	If Control is Ownership Provide Percentage	Ultimate Controlling Entity(ies)/Person(s)	Is an SCA Filing Required? (Yes/No)	*
			13-1861714				Gen Re Beirut s.a.l. offshore	.LBN	NIA	General Reinsurance AG	Ownership	100.000	Berkshire Hathaway Inc.	NO	
			26-3057400				Gen Re Intermediaries Corporation	.NY	NIA	General Re Corporation	Ownership	100.000	Berkshire Hathaway Inc.	NO	
			98-0409699				Gen Re Japan Service Company Limited	.JPN	NIA	General Reinsurance Corporation	Ownership	100.000	Berkshire Hathaway Inc.	NO	
			06-1026471				Gen Re Long Ridge, LLC	.CT	NIA	General Re Corporation	Ownership	100.000	Berkshire Hathaway Inc.	NO	
			06-1295723				Gen Re Servicios México, S.A.	.MEX	NIA	General Reinsurance AG	Ownership	100.000	Berkshire Hathaway Inc.	NO	
			13-2572994				Gen Re Support Services Mumbai Private Limited	.IND	NIA	General Reinsurance AG	Ownership	99.900	Berkshire Hathaway Inc.	NO	
			AA-1990120				Gendon Polymer Services Inc.	.CAN	NIA	Harbour Industries (Canada) Ltd.	Ownership	100.000	Berkshire Hathaway Inc.	NO	
			AA-1340145				General Re Compania de Reaseguros, S.A.	.URY	NIA	General Reinsurance Corporation	Ownership	100.000	Berkshire Hathaway Inc.	NO	
			AA-1930285				General Re Corporation	.DE	UIP	Berkshire Hathaway Inc.	Ownership	100.000	Berkshire Hathaway Inc.	NO	
.0031	Berkshire Hathaway Group	86258	06-1026471				General Re Financial Products Corporation	.DE	NIA	GRD Holdings Corporation	Ownership	100.000	Berkshire Hathaway Inc.	NO	
			13-2572994				General Re Life Corporation	.CT	RE	General Reinsurance Corporation	Ownership	100.000	Berkshire Hathaway Inc.	NO	
			AA-1990120				General Reinsurance Africa Ltd.	.ZAF	IA	General Reinsurance AG	Ownership	100.000	Berkshire Hathaway Inc.	NO	
			AA-1340145				General Reinsurance AG	.DEU	IA	General Reinsurance Corporation	Ownership	100.000	Berkshire Hathaway Inc.	NO	
			AA-1930285				General Reinsurance AG Escritório de Representação no Brasil Ltda.	.BRA	NIA	General Reinsurance AG	Ownership	99.900	Berkshire Hathaway Inc.	NO	
.0031	Berkshire Hathaway Group	22039	13-2673100				General Reinsurance Australia Ltd	.AUS	IA	General Reinsurance Corporation	Ownership	100.000	Berkshire Hathaway Inc.	NO	
			AA-1930033				General Reinsurance Corporation	.DE	UDP	General Re Corporation	Ownership	100.000	Berkshire Hathaway Inc.	NO	
.0031	Berkshire Hathaway Group	37362	06-0876629				General Reinsurance Life Australia Ltd.	.AUS	IA	General Reinsurance AG	Ownership	100.000	Berkshire Hathaway Inc.	NO	
.0031	Berkshire Hathaway Group	11967	13-1958482				General Star Indemnity Company	.DE	IA	General Reinsurance Corporation	Ownership	100.000	Berkshire Hathaway Inc.	NO	
.0031	Berkshire Hathaway Group	38962	06-1024360				General Star National Insurance Company	.DE	IA	General Reinsurance Corporation	Ownership	100.000	Berkshire Hathaway Inc.	NO	
			06-1235218				Genesis Insurance Company	.DE	IA	General Reinsurance Corporation	Ownership	100.000	Berkshire Hathaway Inc.	NO	
			51-0234754				Genesis Management and Insurance Services, LLC	.DE	NIA	General Reinsurance Corporation	Ownership	100.000	Berkshire Hathaway Inc.	NO	
			82-0737137				GenStar Insurance Services, LLC	.DE	IA	General Reinsurance Corporation	Ownership	100.000	Berkshire Hathaway Inc.	NO	
			47-2551010				Geronimo Community Solar Gardens Holding Company, LLC	.DE	NIA	BHE Community Solar, LLC	Ownership	100.000	Berkshire Hathaway Inc.	NO	
			37-1826244				Geronimo Community Solar Gardens, LLC	.DE	NIA	BHE Solar, LLC	Ownership	100.000	Berkshire Hathaway Inc.	NO	
			81-4894508				Gibraltar Title Services, LLC	.DE	NIA	HomeServices of Florida, Inc.	Ownership	100.000	Berkshire Hathaway Inc.	NO	
							Gigacomp AG	.CHE	NIA	MRC Gigacomp GmbH & Co KG	Ownership	100.000	Berkshire Hathaway Inc.	NO	
							Glasswater Creek of Lafayette, LLC	.IN	NIA	AHP Housing Fund 161, LLC	Ownership	99.990	Berkshire Hathaway Inc.	NO	
							Global Aerospace Underwriters Limited	.GBR	NIA	Global Aerospace Underwriting Managers Limited	Ownership	100.000	Berkshire Hathaway Inc.	NO	
							Global Aerospace Underwriting Managers (Canada) Limited	.CAN	NIA	Global Aerospace Underwriting Managers Limited	Ownership	100.000	Berkshire Hathaway Inc.	NO	
							Global Aerospace Underwriting Managers (Europe) SAS	.FRA	NIA	Global Aerospace Underwriting Managers Limited	Ownership	100.000	Berkshire Hathaway Inc.	NO	
			98-0414570				Global Aerospace Underwriting Managers Limited	.GBR	NIA	Northern States Agency, Inc.	Ownership	49.000	Berkshire Hathaway Inc.	NO	
			22-3259042				Global Aerospace, Inc.	.DE	NIA	GAUM Holdings Inc.	Ownership	100.000	Berkshire Hathaway Inc.	NO	
							Global Cranes Pty Ltd	.AUS	NIA	Sterling Crane (Australia) Pty Ltd	Ownership	100.000	Berkshire Hathaway Inc.	NO	
							Global Limited	.GBR	NIA	Global Aerospace Underwriting Managers Limited	Ownership	100.000	Berkshire Hathaway Inc.	NO	
			27-0168543				GMV Motors, LLC	.DE	NIA	Berkshire Hathaway Automotive Inc.	Ownership	81.000	Berkshire Hathaway Inc.	NO	
			92-0517059				Golden State Travel Centers - Colton LLC	.DE	NIA	Pilot Travel Centers LLC	Ownership	50.000	Berkshire Hathaway Inc.	NO	
			87-3686572				Golden State Travel Centers LLC	.DE	NIA	Pilot Travel Centers LLC	Ownership	50.000	Berkshire Hathaway Inc.	NO	
			84-0534395				Government Employees Financial Corporation	.TX	NIA	Government Employees Insurance Company	Ownership	100.000	Berkshire Hathaway Inc.	NO	
.0031	Berkshire Hathaway Group	22063	53-0075853				Government Employees Insurance Company	.NE	IA	GEICO Corporation	Ownership	100.000	Berkshire Hathaway Inc.	NO	
			26-0509104				GPVN Motors, LLC	.DE	NIA	Berkshire Hathaway Automotive Inc.	Ownership	75.000	Berkshire Hathaway Inc.	NO	
			26-0509104				GPVN Motors, LLC	.DE	NIA	BHA Minority Interest Holdco, Inc.	Ownership	11.000	Berkshire Hathaway Inc.	NO	

ANNUAL STATEMENT FOR THE YEAR 2023 OF THE General Re Life Corporation

**SCHEDULE Y**

**PART 1A - DETAIL OF INSURANCE HOLDING COMPANY SYSTEM**

1	2	3	4	5	6	7	8	9	10	11	12	13	14	15	16
Group Code	Group Name	NAIC Company Code	ID Number	Federal RSSD	CIK	Name of Securities Exchange if Publicly Traded (U.S. or International)	Names of Parent, Subsidiaries Or Affiliates	Domiciliary Location	Relationship to Reporting Entity	Directly Controlled by (Name of Entity/Person)	Type of Control (Ownership, Board, Management, Attorney-in-Fact, Influence, Other)	If Control is Ownership Provide Percentage	Ultimate Controlling Entity(ies)/Person(s)	Is an SCA Filing Required? (Yes/No)	*
			81-4203330				GPIW Holdings, LLC	DE	NIA	BHE Wind, LLC	Ownership	100.000	Berkshire Hathaway Inc.	NO	
			86-1038667				Grand Prairie Ford, LLC	DE	NIA	Berkshire Hathaway Automotive Inc.	Ownership	81.000	Berkshire Hathaway Inc.	NO	
			86-1038667				Grand Prairie Ford, LLC	DE	NIA	BHA Minority Interest Holdco, Inc.	Ownership	0.000	Berkshire Hathaway Inc.	NO	
			81-4387037				Grande Prairie Land Holding, LLC	DE	NIA	BHE Wind, LLC	Ownership	100.000	Berkshire Hathaway Inc.	NO	
			81-2637784				Grande Prairie Wind Holdings, LLC	DE	NIA	GPIW Holdings, LLC	Ownership	100.000	Berkshire Hathaway Inc.	NO	
			81-2044072				Grande Prairie Wind II, LLC	DE	NIA	BHE Wind, LLC	Ownership	100.000	Berkshire Hathaway Inc.	NO	
			26-1887917				Grande Prairie Wind, LLC	DE	NIA	Grande Prairie Wind Holdings, LLC	Ownership	100.000	Berkshire Hathaway Inc.	NO	
			75-2642974				Grapevine Imports, LLC	DE	NIA	Berkshire Hathaway Automotive Inc.	Ownership	81.000	Berkshire Hathaway Inc.	NO	
			51-0348552				Graver Technologies LLC	DE	NIA	Marmon Industrial Water LLC	Ownership	100.000	Berkshire Hathaway Inc.	NO	
			13-2750341				GRC Realty Corporation	CT	NIA	General Reinsurance Corporation	Ownership	100.000	Berkshire Hathaway Inc.	NO	
							GRD Holdings Corporation	DE	NIA	General Re Corporation	Ownership	100.000	Berkshire Hathaway Inc.	NO	
			43-1269374				Greater Metro, LLC	MO	NIA	HomeServices of Moka, LLC	Ownership	100.000	Berkshire Hathaway Inc.	NO	
			82-3553523				GreenAmerica Biofuels LLC	DE	NIA	Beverage Management Associates Inc.	Ownership	1.000	Berkshire Hathaway Inc.	NO	
			82-3553523				GreenAmerica Biofuels LLC	DE	NIA	Bunkerhill Oil Marketing LLC	Ownership	99.000	Berkshire Hathaway Inc.	NO	
			86-1886872				GreenAmerica Biofuels Ord LLC	DE	NIA	Bunkerhill Oil Marketing LLC	Ownership	100.000	Berkshire Hathaway Inc.	NO	
			23-2298351				Greenville Metals, Inc.	PA	NIA	SPS International Investment Company	Ownership	100.000	Berkshire Hathaway Inc.	NO	
			27-2518430				Greenville Tube Company LLC	DE	NIA	RathGibson LLC	Ownership	100.000	Berkshire Hathaway Inc.	NO	
			88-2188971				Greenway Energia LLC	DE	NIA	Bunkerhill Oil Marketing LLC	Ownership	100.000	Berkshire Hathaway Inc.	NO	
							GRF Services Limited	GBR	NIA	Faraday Holdings Limited	Ownership	100.000	Berkshire Hathaway Inc.	NO	
							GRSA Services (Proprietary) Limited	ZAF	NIA	General Re Corporation	Ownership	100.000	Berkshire Hathaway Inc.	NO	
			51-0367486				GTR Rental LLC	DE	NIA	XTRA LLC	Ownership	100.000	Berkshire Hathaway Inc.	NO	
			77-0299786				Guarantee Appraisal Corporation	CA	NIA	HomeServices of California, LLC	Ownership	100.000	Berkshire Hathaway Inc.	NO	
			77-0267513				Guarantee Real Estate	CA	NIA	HomeServices of California, LLC	Ownership	100.000	Berkshire Hathaway Inc.	NO	
			51-0378745				GUARDco, Inc.	DE	NIA	WestGUARD Insurance Company	Ownership	100.000	Berkshire Hathaway Inc.	NO	
							Gunnedah Asset Trust	AUS	NIA	Gunnedah Holdco Pty Ltd	Ownership	100.000	Berkshire Hathaway Inc.	NO	
							Gunnedah Finco Pty Ltd	AUS	NIA	Gunnedah SF Pty Ltd	Ownership	100.000	Berkshire Hathaway Inc.	NO	
							Gunnedah Holdco Pty Ltd	AUS	NIA	Canadian Solar Investment Management Pty Ltd	Ownership	100.000	Berkshire Hathaway Inc.	NO	
							Gunnedah Holding Trust	AUS	NIA	Canadian Solar Investment Management Pty Ltd	Ownership	100.000	Berkshire Hathaway Inc.	NO	
							Gunnedah SF Pty Ltd	AUS	NIA	Gunnedah Holdco Pty Ltd	Ownership	100.000	Berkshire Hathaway Inc.	NO	
			58-2508357				H N Insurance Services, LLC	GA	NIA	HomeServices Insurance, Inc.	Ownership	50.000	Berkshire Hathaway Inc.	NO	
			04-1127910				H. H. Brown Shoe Company, Inc.	DE	NIA	BH Shoe Holdings, Inc.	Ownership	100.000	Berkshire Hathaway Inc.	NO	
			06-1498031				H. H. Brown Shoe Technologies, LLC	DE	NIA	H. H. Brown Shoe Company, Inc.	Ownership	100.000	Berkshire Hathaway Inc.	NO	
			75-1057577				H. J. Justin & Sons, Inc.	TX	NIA	Justin Brands, Inc.	Ownership	100.000	Berkshire Hathaway Inc.	NO	
			75-2608545				Hackney Ladish, Inc.	DE	NIA	Wyman-Gordon Forgings, Inc.	Ownership	100.000	Berkshire Hathaway Inc.	NO	
			47-0691264				Halex / Scott Fetzer Company	DE	NIA	BHSF, Inc.	Ownership	100.000	Berkshire Hathaway Inc.	NO	
							Haley R. SMD, LLC	TX	NIA	OWL Permian, LLC	Ownership	100.000	Berkshire Hathaway Inc.	NO	
			20-2471863				Hamilton Aviation, Inc.	OR	NIA	Precision Castparts Corp.	Ownership	100.000	Berkshire Hathaway Inc.	NO	
			10-2272051				Harbour Industries (Canada) Ltd.	CAN	NIA	Harbour Industries LLC	Ownership	100.000	Berkshire Hathaway Inc.	NO	
			03-0343995				Harbour Industries LLC	DE	NIA	Marmon Wire & Cable, Inc.	Ownership	100.000	Berkshire Hathaway Inc.	NO	
							Harley Street Insurance Group Limited	GBR	NIA	SLI Holding Limited	Ownership	100.000	Berkshire Hathaway Inc.	NO	
			81-0991952				Hawg SMD, LLC	TX	NIA	Pilot Water Solutions Permian LLC	Ownership	100.000	Berkshire Hathaway Inc.	NO	
			98-1751498				Hawthorn Life Designated Activity Company	IRL	NIA	Hawthorn Life International, Ltd.	Ownership	100.000	Berkshire Hathaway Inc.	NO	
			06-1293360				Hawthorn Life International, Ltd.	CT	NIA	Columbia Insurance Company	Ownership	100.000	Berkshire Hathaway Inc.	NO	
			45-4193830				Heartland Senior Housing, LLC	IA	NIA	AHP Housing Fund 35, LLC	Ownership	99.990	Berkshire Hathaway Inc.	NO	
			59-2342253				Heat-Pipe Technology, Inc.	FL	NIA	MiTek Inc.	Ownership	100.000	Berkshire Hathaway Inc.	NO	
			87-2388002				Hebron Equipment LLC	DE	NIA	Pilot Travel Centers LLC	Ownership	100.000	Berkshire Hathaway Inc.	NO	
			82-5258459				Hegg Limited Referral Company, LLC	SD	NIA	Edina Realty, Inc.	Ownership	100.000	Berkshire Hathaway Inc.	NO	



ANNUAL STATEMENT FOR THE YEAR 2023 OF THE General Re Life Corporation

**SCHEDULE Y**

**PART 1A - DETAIL OF INSURANCE HOLDING COMPANY SYSTEM**

1	2	3	4	5	6	7	8	9	10	11	12	13	14	15	16
Group Code	Group Name	NAIC Company Code	ID Number	Federal RSSD	CIK	Name of Securities Exchange if Publicly Traded (U.S. or International)	Names of Parent, Subsidiaries Or Affiliates	Domiciliary Location	Relationship to Reporting Entity	Directly Controlled by (Name of Entity/Person)	Type of Control (Ownership, Board, Management, Attorney-in-Fact, Influence, Other)	If Control is Ownership Provide Percentage	Ultimate Controlling Entity(ies)/Person(s)	Is an SCA Filing Required? (Yes/No)	*
			88-4052888				HEGG Realtors Iowa, Inc.	IA	NIA	HEGG, Realtors Inc.	Ownership	100.000	Berkshire Hathaway Inc.	NO	
			46-0336474				HEGG, Realtors Inc.	SD	NIA	Edina Realty, Inc.	Ownership	100.000	Berkshire Hathaway Inc.	NO	
			73-1110197				Helicomb International, Inc.	OK	NIA	LJ Synch Holdings, Inc.	Ownership	100.000	Berkshire Hathaway Inc.	NO	
			82-0995335				Hellenic Senior Living of Elkhart, LLC	IN	NIA	AHP Housing Fund 183, LLC	Ownership	99.990	Berkshire Hathaway Inc.	NO	
			81-1377415				Hellenic Senior Living of Indianapolis, LLC	IN	NIA	AHP Housing Fund 122, LLC	Ownership	99.990	Berkshire Hathaway Inc.	NO	
			81-1370579				Hellenic Senior Living of New Albany, LLC	IN	NIA	AHP Housing Fund 121, LLC	Ownership	99.990	Berkshire Hathaway Inc.	NO	
			44-0553741				Helzberg's Diamond Shops, LLC	MO	NIA	BH Holding H Jewelry Inc	Ownership	100.000	Berkshire Hathaway Inc.	NO	
			93-2122183				Henderson WC LLC	OR	NIA	Titanium Metals Corporation	Ownership	100.000	Berkshire Hathaway Inc.	NO	
			84-1665334				Henley Holdings, LLC	DE	NIA	CMH Services, Inc.	Ownership	100.000	Berkshire Hathaway Inc.	NO	
			37-1719710				Heritage Holly Springs, LP	MS	NIA	AHP Housing Fund 66, LLC	Ownership	99.990	Berkshire Hathaway Inc.	NO	
			47-2539983				Herramientas Especializadas Rrks Sa De Cv	MEX	NIA	ITTI Group USA Holdings, Inc.	Ownership	50.980	Berkshire Hathaway Inc.	NO	
			30-0719630				HFIHB Motors, LLC	DE	NIA	Berkshire Hathaway Automotive Inc.	Ownership	91.000	Berkshire Hathaway Inc.	NO	
			81-3639985				Highland Affordable Housing Partners, LLC	AZ	NIA	AHP Housing Fund 7, LLC	Ownership	99.990	Berkshire Hathaway Inc.	NO	
			20-1644415				Highway 62 West LLC	DE	NIA	LiquidPower Specialty Products Inc.	Ownership	100.000	Berkshire Hathaway Inc.	NO	
							Hill & Sons, LLC	GA	NIA	Meyn, LLC	Ownership	100.000	Berkshire Hathaway Inc.	NO	
							Hill Parts de Mexico S. de R.L. de C.V.	MEX	NIA	Hill & Sons, LLC	Ownership	99.970	Berkshire Hathaway Inc.	NO	
							Hill Parts de Mexico S. de R.L. de C.V.	MEX	NIA	Meyn Beheer B.V.	Ownership	0.030	Berkshire Hathaway Inc.	NO	
			87-0765840				Hirschfeld Properties LP	TX	NIA	W&W-AFCO Steel LLC	Ownership	100.000	Berkshire Hathaway Inc.	NO	
			58-1982676				HN Real Estate Group, L.L.C.	GA	NIA	HomeServices of America, Inc.	Ownership	100.000	Berkshire Hathaway Inc.	NO	
			58-2308348				HN Real Estate Group, N.C., Inc.	NC	NIA	HN Real Estate Group, L.L.C.	Ownership	100.000	Berkshire Hathaway Inc.	NO	
			58-2021882				HN Referral Corporation	GA	NIA	HN Real Estate Group, L.L.C.	Ownership	100.000	Berkshire Hathaway Inc.	NO	
			26-1886944				Hohmann and Barnard, Inc.	DE	NIA	Marmon Holdings, Inc.	Ownership	100.000	Berkshire Hathaway Inc.	NO	
							Holland Heater De Lier B.V.	NLD	NIA	CTB Legacy Holding B.V.	Ownership	100.000	Berkshire Hathaway Inc.	NO	
			62-1764688				HomeFirst Agency, Inc.	DE	NIA	CMH Capital, Inc.	Ownership	100.000	Berkshire Hathaway Inc.	NO	
			95-4830456				Homemakers Plaza, Inc.	IA	NIA	Nebraska Furniture Mart, Inc.	Ownership	100.000	Berkshire Hathaway Inc.	NO	
			47-0681950				HomeServices Insurance, Inc.	NE	NIA	HomeServices of America, Inc.	Ownership	100.000	Berkshire Hathaway Inc.	NO	
			31-1655556				HomeServices KOI, Inc.	KY	NIA	HomeServices of America, Inc.	Ownership	100.000	Berkshire Hathaway Inc.	NO	
			41-1914032				HomeServices Lending, LLC	DE	NIA	Prosperity Home Mortgage, LLC	Ownership	100.000	Berkshire Hathaway Inc.	NO	
			82-2151914				HomeServices MidAtlantic, LLC	DE	NIA	HomeServices of America, Inc.	Ownership	100.000	Berkshire Hathaway Inc.	NO	
			32-0415970				HomeServices Northeast, LLC	DE	NIA	HomeServices of America, Inc.	Ownership	100.000	Berkshire Hathaway Inc.	NO	
			20-4454064				HomeServices of Alabama, Inc.	DE	NIA	HomeServices of America, Inc.	Ownership	100.000	Berkshire Hathaway Inc.	NO	
			41-1945806				HomeServices of America, Inc.	DE	NIA	Berkshire Hathaway Energy Company	Ownership	100.000	Berkshire Hathaway Inc.	NO	
			87-1425369				HomeServices of Arizona, LLC	DE	NIA	HomeServices of America, Inc.	Ownership	100.000	Berkshire Hathaway Inc.	NO	
			27-0000735				HomeServices of California, LLC	DE	NIA	HomeServices of America, Inc.	Ownership	100.000	Berkshire Hathaway Inc.	NO	
			81-2769461				HomeServices of Colorado, LLC	DE	NIA	HomeServices of America, Inc.	Ownership	100.000	Berkshire Hathaway Inc.	NO	
			20-0133249				HomeServices of Florida, Inc.	FL	NIA	HomeServices of America, Inc.	Ownership	100.000	Berkshire Hathaway Inc.	NO	
			46-2109399				HomeServices of Georgia, LLC	DE	NIA	HomeServices of America, Inc.	Ownership	100.000	Berkshire Hathaway Inc.	NO	
			45-3030859				HomeServices of Illinois Holdings, LLC	DE	NIA	HomeServices of America, Inc.	Ownership	100.000	Berkshire Hathaway Inc.	NO	
			27-0707250				HomeServices of Illinois, LLC	DE	NIA	HomeServices of Illinois Holdings, LLC	Ownership	100.000	Berkshire Hathaway Inc.	NO	
			20-2754006				HomeServices of Iowa, Inc.	DE	NIA	HomeServices of America, Inc.	Ownership	100.000	Berkshire Hathaway Inc.	NO	
							HomeServices of Kentucky Real Estate Academy, LLC	KY	NIA	HomeServices KOI, Inc.	Ownership	100.000	Berkshire Hathaway Inc.	NO	
			83-3982138				HomeServices of Minnesota, LLC	MN	NIA	HomeServices of America, Inc.	Ownership	100.000	Berkshire Hathaway Inc.	NO	
			46-1526294				HomeServices of Mokan, LLC	DE	NIA	HomeServices of America, Inc.	Ownership	100.000	Berkshire Hathaway Inc.	NO	
			71-0932808				HomeServices of Nebraska, Inc.	NE	NIA	HomeServices of America, Inc.	Ownership	100.000	Berkshire Hathaway Inc.	NO	
			87-1438926				HomeServices of Nevada, LLC	DE	NIA	HomeServices of America, Inc.	Ownership	100.000	Berkshire Hathaway Inc.	NO	
			81-4616152				HomeServices of New York, LLC	DE	NIA	HomeServices of America, Inc.	Ownership	100.000	Berkshire Hathaway Inc.	NO	
			45-4447496				HomeServices of Oregon, LLC	DE	NIA	HomeServices of America, Inc.	Ownership	100.000	Berkshire Hathaway Inc.	NO	
			20-1000367				HomeServices of the Carolinas, Inc.	DE	NIA	HomeServices of America, Inc.	Ownership	100.000	Berkshire Hathaway Inc.	NO	

ANNUAL STATEMENT FOR THE YEAR 2023 OF THE General Re Life Corporation

**SCHEDULE Y**

**PART 1A - DETAIL OF INSURANCE HOLDING COMPANY SYSTEM**

1	2	3	4	5	6	7	8	9	10	11	12	13	14	15	16
Group Code	Group Name	NAIC Company Code	ID Number	Federal RSSD	CIK	Name of Securities Exchange if Publicly Traded (U.S. or International)	Names of Parent, Subsidiaries Or Affiliates	Domi-ciliary Location	Relation-ship to Reporting Entity	Directly Controlled by (Name of Entity/Person)	Type of Control (Ownership, Board, Management, Attorney-in-Fact, Influence, Other)	If Control is Ownership Provide Percentage	Ultimate Controlling Entity(ies)/Person(s)	Is an SCA Filing Re-quired? (Yes/No)	*
			45-4824233				HomeServices of Washington, LLC	DE	NIA	HomeServices of America, Inc.	Ownership	100.000	Berkshire Hathaway Inc.	NO	
			47-3933481				HomeServices of Wisconsin, LLC	DE	NIA	HomeServices of America, Inc.	Ownership	100.000	Berkshire Hathaway Inc.	NO	
			82-2352960				HomeServices Partnership Group, LLC	DE	NIA	HomeServices of America, Inc.	Ownership	100.000	Berkshire Hathaway Inc.	NO	
			86-1802961				HomeServices Property Management, LLC	DE	NIA	Long & Foster Real Estate, Inc.	Ownership	100.000	Berkshire Hathaway Inc.	NO	
			20-2376984				HomeServices Referral Network, LLC	IN	NIA	HomeServices K01, Inc.	Ownership	100.000	Berkshire Hathaway Inc.	NO	
			20-1657427				HomeServices Relocation, LLC	DE	NIA	HomeServices of America, Inc.	Ownership	100.000	Berkshire Hathaway Inc.	NO	
			87-4799312				HomeServices Title Holdings, LLC	DE	NIA	HomeServices of America, Inc.	Ownership	100.000	Berkshire Hathaway Inc.	NO	
							Horus Infrastructure IA LLC	DE	NIA	Pilot Water Solutions LLC	Ownership	100.000	Berkshire Hathaway Inc.	NO	
			81-5352778				Houlihan Lawrence Associates, LLC	DE	NIA	Houlihan/Lawrence Inc.	Ownership	100.000	Berkshire Hathaway Inc.	NO	
			13-3217965				Houlihan/Lawrence Inc.	NY	NIA	HomeServices of New York, LLC	Ownership	100.000	Berkshire Hathaway Inc.	NO	
			38-3920582				Houston 5110 Griggs Road Residential, LP	TX	NIA	AHP Housing Fund 196, LLC	Ownership	99.980	Berkshire Hathaway Inc.	NO	
			74-6175960				Houston Belt & Terminal Railway Company	TX	NIA	BNSF Railway Company	Ownership	50.000	Berkshire Hathaway Inc.	NO	
			46-1860109				HS Franchise Holding, LLC	DE	NIA	HomeServices of America, Inc.	Ownership	100.000	Berkshire Hathaway Inc.	NO	
			46-1254823				HSF Affiliates LLC	DE	NIA	HS Franchise Holding, LLC	Ownership	100.000	Berkshire Hathaway Inc.	NO	
			90-0941201				HSGA Real Estate Group, L.L.C.	DE	NIA	HomeServices of Georgia, LLC	Ownership	100.000	Berkshire Hathaway Inc.	NO	
			82-5189237				HSM Holdings, LLC	DE	NIA	HomeServices of America, Inc.	Ownership	100.000	Berkshire Hathaway Inc.	NO	
			87-1468650				HSW Title Holding, LLC	NV	NIA	HomeServices of Nevada, LLC	Ownership	100.000	Berkshire Hathaway Inc.	NO	
			82-5240109				HSTX Title, LLC	DE	NIA	HomeServices Title Holdings, LLC	Ownership	100.000	Berkshire Hathaway Inc.	NO	
			47-3933552				HSW Affiliates Holding, LLC	DE	NIA	HomeServices of Wisconsin, LLC	Ownership	100.000	Berkshire Hathaway Inc.	NO	
							Hunt Capital Partners Tax Credit Fund 2012 - Oak Hill, LLC (FKA AHP Housing Fund 13, LLC)	DE	NIA	Affordable Housing Partners, Inc.	Ownership	0.010	Berkshire Hathaway Inc.	NO	
			30-0746548				Hunt Capital Partners Tax Credit Fund 2012 - Oak Hill, LLC (FKA AHP Housing Fund 13, LLC)	DE	NIA	AHP Affordable, LLC	Ownership	99.990	Berkshire Hathaway Inc.	NO	
			30-0746548				Huntington Alloys Corporation	DE	NIA	Special Metals LLC	Ownership	100.000	Berkshire Hathaway Inc.	NO	
			13-5158550				Huntington Estates LP	TX	NIA	AHP Housing Fund 110, LLC	Ownership	99.990	Berkshire Hathaway Inc.	NO	
			46-4867805				Husker Auto Group, LLC	DE	NIA	Berkshire Hathaway Automotive Inc.	Ownership	84.000	Berkshire Hathaway Inc.	NO	
			48-1230195				Hyperion EmployeeCo Holdings LLC	DE	NIA	Hyperion Water Holdings LLC	Ownership	100.000	Berkshire Hathaway Inc.	NO	
			82-4288963				Hyperion EmployeeCo LLC	DE	NIA	Hyperion EmployeeCo Holdings LLC	Ownership	1.000	Berkshire Hathaway Inc.	NO	
			84-4060927				Hyperion EmployeeCo LLC	DE	NIA	Hyperion Water Holdings LLC	Ownership	99.000	Berkshire Hathaway Inc.	NO	
			84-4008244				Hyperion Water Holdings LLC	DE	NIA	PFJE AssetCo Holdings LLC	Ownership	50.000	Berkshire Hathaway Inc.	NO	
			84-4016608				Hyperion Water Technologies LLC	DE	NIA	Hyperion Water Holdings LLC	Ownership	100.000	Berkshire Hathaway Inc.	NO	
							I.G.R.E.C. Grundstucksverwaltungs GmbH	DEU	NIA	Iscar Hartmetall A.G.	Ownership	100.000	Berkshire Hathaway Inc.	NO	
0031	Berkshire Hathaway Group	97764	06-1053475				Idealife Insurance Company	CT	DS	General Re Life Corporation	Ownership	100.000	Berkshire Hathaway Inc.	NO	
			47-3317184				IES Holding II, LLC	DE	NIA	MES Holding, LLC	Ownership	100.000	Berkshire Hathaway Inc.	NO	
			98-1681468				ILPS Limited Unipessoal LDA	PRT	NIA	IPS-Integrated Project Services, LLC	Ownership	100.000	Berkshire Hathaway Inc.	NO	
							IMC (Germany) Holdings GmbH	DEU	NIA	IMC International Metalworking Companies Inc.	Ownership	100.000	Berkshire Hathaway Inc.	NO	
							IMC Benelux B.V.	NLD	NIA	IMC International Metalworking Companies Inc.	Ownership	100.000	Berkshire Hathaway Inc.	NO	
							IMC EndMill Ltd.	KOR	NIA	IMC International Metalworking Companies Inc.	Ownership	100.000	Berkshire Hathaway Inc.	NO	
			93-4843432				IMC International Metalworking Companies Inc.	DE	NIA	BH-IMC Holdings Inc.	Ownership	100.000	Berkshire Hathaway Inc.	NO	
							IMC International Metalworking Engineering & Production (Dalian) Co. Ltd.	CHN	NIA	Taegutec Ltd.	Ownership	100.000	Berkshire Hathaway Inc.	NO	
							IMC Metaldur S.A	CHE	NIA	IMC International Metalworking Companies Inc.	Ownership	100.000	Berkshire Hathaway Inc.	NO	
			34-1237442				IMCO Carbide Tool Inc.	DE	NIA	ITTI Investment Holdings Inc.	Ownership	51.000	Berkshire Hathaway Inc.	NO	

ANNUAL STATEMENT FOR THE YEAR 2023 OF THE General Re Life Corporation

**SCHEDULE Y**  
**PART 1A - DETAIL OF INSURANCE HOLDING COMPANY SYSTEM**

1	2	3	4	5	6	7	8	9	10	11	12	13	14	15	16
Group Code	Group Name	NAIC Company Code	ID Number	Federal RSSD	CIK	Name of Securities Exchange if Publicly Traded (U.S. or International)	Names of Parent, Subsidiaries Or Affiliates	Domiciliary Location	Relationship to Reporting Entity	Directly Controlled by (Name of Entity/Person)	Type of Control (Ownership, Board, Management, Attorney-in-Fact, Influence, Other)	If Control is Ownership Provide Percentage	Ultimate Controlling Entity(ies)/Person(s)	Is an SCA Filing Required? (Yes/No)	*
			95-2636966				Imperial Magma LLC	DE	NIA	Magma Power Company	Ownership	100.000	Berkshire Hathaway Inc.	NO	
			85-2558721				Independence Wind Energy LLC	IA	NIA	BHER Independence Wind Holdco, LLC	Ownership	100.000	Berkshire Hathaway Inc.	NO	
			63-0854239				Industrial Tooling & Supply LLC	DE	NIA	ITTI Investment Holdings Inc.	Ownership	51.000	Berkshire Hathaway Inc.	NO	
							Industrias Ecodyne S.A. de C.V.	MEX	NIA	Ecodyne Corporation	Ownership	49.000	Berkshire Hathaway Inc.	NO	
							Industriepark Werk Bobingen GmbH and Co. KG	DEU	NIA	Johns Manville GmbH	Ownership	57.143	Berkshire Hathaway Inc.	NO	
							Industriepark Werk Bobingen Verwaltungs GmbH	DEU	NIA	Johns Manville GmbH	Ownership	57.143	Berkshire Hathaway Inc.	NO	
			86-0661598				Infiniti of Scottsdale, LLC	DE	NIA	Berkshire Hathaway Automotive Inc.	Ownership	91.000	Berkshire Hathaway Inc.	NO	
							Infrastructure North Limited	GBR	NIA	Northern Electric plc.	Ownership	100.000	Berkshire Hathaway Inc.	NO	
			75-2908703				Ingersoll Cutting Tool Company Inc.	DE	NIA	ITTI Group USA Holdings, Inc.	Ownership	100.000	Berkshire Hathaway Inc.	NO	
							Ingersoll Cutting Tool Ltd.	CAN	NIA	IMC International Metalworking Companies Inc.	Ownership	100.000	Berkshire Hathaway Inc.	NO	
							Ingersoll Cutting Tools De Mexico, Sa De C.V.	MEX	NIA	IMC International Metalworking Companies Inc.	Ownership	99.998	Berkshire Hathaway Inc.	NO	
							Ingersoll Cutting Tools De Mexico, Sa De C.V.	MEX	NIA	IMC International Metalworking Companies Inc.	Ownership	99.998	Berkshire Hathaway Inc.	NO	
							Ingersoll France Sarl	FRA	NIA	Ingersoll Werkzeuge GmbH	Ownership	100.000	Berkshire Hathaway Inc.	NO	
							Ingersoll Hungary Kft	HUN	NIA	IMC International Metalworking Companies Inc.	Ownership	99.173	Berkshire Hathaway Inc.	NO	
							Ingersoll Hungary Kft	HUN	NIA	IMC International Metalworking Companies Inc.	Ownership	0.827	Berkshire Hathaway Inc.	NO	
							Ingersoll Taegutec Italia S.r.l.	ITA	NIA	IMC International Metalworking Companies Inc.	Ownership	65.000	Berkshire Hathaway Inc.	NO	
							Ingersoll Werkzeuge GmbH	DEU	NIA	IMC (Germany) Holdings GmbH	Ownership	100.000	Berkshire Hathaway Inc.	NO	
			46-3641328				Ingram Place Apartments, LLC	WI	NIA	AHP Housing Fund 52, LLC	Ownership	99.990	Berkshire Hathaway Inc.	NO	
			47-2942226				Inman, LLC	LA	NIA	AHP Housing Fund 156, LLC	Ownership	99.000	Berkshire Hathaway Inc.	NO	
			75-2230919				Innovative Building Products, Inc.	TX	NIA	Acme Brick Company	Ownership	100.000	Berkshire Hathaway Inc.	NO	
			77-0321770				Innovative Coatings Technology Corporation	CA	NIA	Precision Castparts Corp.	Ownership	100.000	Berkshire Hathaway Inc.	NO	
			86-3659651				Insight Home Inspections, LLC	DE	NIA	Long & Foster Real Estate, Inc.	Ownership	100.000	Berkshire Hathaway Inc.	NO	
							Integrated Project Services International Pvt Ltd.	IND	NIA	IPS-Integrated Project Services, LLC	Ownership	85.000	Berkshire Hathaway Inc.	NO	
							Integrated Utility Services Limited	GBR	NIA	Northern Electric plc.	Ownership	100.000	Berkshire Hathaway Inc.	NO	
							Integrated Utility Services Limited	IRL	NIA	Northern Powergrid Limited	Ownership	100.000	Berkshire Hathaway Inc.	NO	
							Intehna Beo Doo Beograd	SRB	NIA	IMC International Metalworking Companies Inc.	Ownership	51.000	Berkshire Hathaway Inc.	NO	
							Intehna d.o.o.	SVN	NIA	IMC International Metalworking Companies Inc.	Ownership	50.000	Berkshire Hathaway Inc.	NO	
							Intehna Zagreb Ltd.	HRV	NIA	IMC International Metalworking Companies Inc.	Ownership	60.000	Berkshire Hathaway Inc.	NO	
			74-2723385				Interco Tobacco Retailers, Inc.	NV	NIA	McLane Company, Inc.	Ownership	100.000	Berkshire Hathaway Inc.	NO	
			52-2066843				International Dairy Queen, Inc.	DE	NIA	Berkshire Hathaway Inc.	Ownership	100.000	Berkshire Hathaway Inc.	NO	
			52-0792766				International Insurance Underwriters, Inc.	DE	NIA	GEICO Corporation	Ownership	100.000	Berkshire Hathaway Inc.	NO	
			20-1035906				Intero Franchise Services, Inc.	CA	NIA	HomeServices of California, LLC	Ownership	100.000	Berkshire Hathaway Inc.	NO	
			86-3297757				Intero Nevada Referral Services, LLC	DE	NIA	Intero Real Estate Services, Inc.	Ownership	100.000	Berkshire Hathaway Inc.	NO	
			84-2365146				Intero Nevada, LLC	DE	NIA	Intero Real Estate Services, Inc.	Ownership	100.000	Berkshire Hathaway Inc.	NO	
			20-8819780				Intero Real Estate Holdings, Inc.	CA	NIA	HomeServices of California, LLC	Ownership	100.000	Berkshire Hathaway Inc.	NO	
			75-3075968				Intero Real Estate Services, Inc.	CA	NIA	Intero Real Estate Holdings, Inc.	Ownership	100.000	Berkshire Hathaway Inc.	NO	
			32-0392701				Intero Referral Services, Inc.	CA	NIA	Intero Real Estate Holdings, Inc.	Ownership	100.000	Berkshire Hathaway Inc.	NO	
			27-0771746				Intrepid JSB, Inc.	NC	NIA	McLane Company, Inc.	Ownership	100.000	Berkshire Hathaway Inc.	NO	
			27-1457162				IOC Motors, LLC	DE	NIA	Berkshire Hathaway Automotive Inc.	Ownership	80.000	Berkshire Hathaway Inc.	NO	
			27-1457162				IOC Motors, LLC	DE	NIA	BHA Minority Interest Holdco, Inc.	Ownership	16.000	Berkshire Hathaway Inc.	NO	

ANNUAL STATEMENT FOR THE YEAR 2023 OF THE General Re Life Corporation

**SCHEDULE Y**

**PART 1A - DETAIL OF INSURANCE HOLDING COMPANY SYSTEM**

1	2	3	4	5	6	7	8	9	10	11	12	13	14	15	16
Group Code	Group Name	NAIC Company Code	ID Number	Federal RSSD	CIK	Name of Securities Exchange if Publicly Traded (U.S. or International)	Names of Parent, Subsidiaries Or Affiliates	Domi-ciliary Location	Relation-ship to Reporting Entity	Directly Controlled by (Name of Entity/Person)	Type of Control (Ownership, Board, Management, Attorney-in-Fact, Influence, Other)	If Control is Ownership Provide Percentage	Ultimate Controlling Entity(ies)/Person(s)	Is an SCA Filing Re-quired? (Yes/No)	*
			42-0791647				Iowa Realty Co., Inc.	IA	NIA	HomeServices of Iowa, Inc.	Ownership	100.000	Berkshire Hathaway Inc.	NO	
			42-1249112				Iowa Title Company	IA	NIA	HomeServices of Iowa, Inc.	Ownership	100.000	Berkshire Hathaway Inc.	NO	
			42-1524809				Iowa Title Linn County II, LLC	IA	NIA	Iowa Title Company	Ownership	70.000	Berkshire Hathaway Inc.	NO	
			98-1548281				IPS Architect Services Canada Inc.	CAN	NIA	IPS-Integrated Project Services GmbH	Ownership	49.000	Berkshire Hathaway Inc.	NO	
			38-4155004				IPS Bioengineering Technology (Shanghai) Co., Ltd.	CHN	NIA	IPS-Integrated Project Services, LLC	Ownership	100.000	Berkshire Hathaway Inc.	NO	
			27-2909419				IPS Professional Engineers and Architects, PC	PA	NIA	IPS-Integrated Project Services, LLC	Ownership	100.000	Berkshire Hathaway Inc.	NO	
			98-1469538				IPS-Integrated Project Services (Germany) GmbH	DEU	NIA	IPS-Integrated Project Services GmbH	Ownership	100.000	Berkshire Hathaway Inc.	NO	
			98-1381700				IPS-Integrated Project Services (Ireland) Limited	IRL	NIA	IPS-Integrated Project Services Limited	Ownership	100.000	Berkshire Hathaway Inc.	NO	
			23-2865978				IPS-Integrated Project Services Corp.	PA	NIA	IPS-Integrated Project Services, LLC	Ownership	100.000	Berkshire Hathaway Inc.	NO	
			98-1344891				IPS-Integrated Project Services GmbH	CHE	NIA	IPS-Integrated Project Services Limited	Ownership	100.000	Berkshire Hathaway Inc.	NO	
			98-1169585				IPS-Integrated Project Services Limited	GBR	NIA	IPS-Integrated Project Services, LLC	Ownership	100.000	Berkshire Hathaway Inc.	NO	
			23-2561581				IPS-Integrated Project Services, LLC	DE	NIA	Alleghany Capital Corporation	Ownership	85.070	Berkshire Hathaway Inc.	NO	
			98-1198327				IPS-Integrated Project Services, Pvt Ltd	SGP	NIA	IPS-Integrated Project Services, LLC	Ownership	100.000	Berkshire Hathaway Inc.	NO	
			98-1345844				IPS-Integrated Project Services, ULC	CAN	NIA	IPS-Integrated Project Services GmbH	Ownership	100.000	Berkshire Hathaway Inc.	NO	
			90-0736836				IPS-Mehtalia, Private Limited	IND	NIA	IPS-Integrated Project Services, LLC	Ownership	99.000	Berkshire Hathaway Inc.	NO	
			98-1105723				IPS-Services de Projets integres (Quebec) S.E.N.C.	CAN	NIA	IPS-Integrated Project Services, ULC	Ownership	49.000	Berkshire Hathaway Inc.	NO	
			45-3823308				IPS-Servicos de Projetos Integrados Ltda	BRA	NIA	IPS-Integrated Project Services, LLC	Ownership	99.000	Berkshire Hathaway Inc.	NO	
			38-2265237				Ironman-GMC, Limited Partnership	OK	NIA	AHP Housing Fund 10, LLC	Ownership	99.990	Berkshire Hathaway Inc.	NO	
			06-1285387				Ironwood Plastics	MI	NIA	CTB IW	Ownership	100.000	Berkshire Hathaway Inc.	NO	
			06-1285387				Iroquois Gas Transmission System L.P.	DE	NIA	Iroquois GP Holding Company, LLC	Ownership	25.930	Berkshire Hathaway Inc.	NO	
			55-0704971				Iroquois Gas Transmission System L.P.	DE	NIA	Iroquois, Inc.	Ownership	24.070	Berkshire Hathaway Inc.	NO	
			55-0704971				Iroquois GP Holding Company, LLC	DE	NIA	Iroquois, Inc.	Ownership	100.000	Berkshire Hathaway Inc.	NO	
			75-2827242				Iroquois, Inc.	DE	NIA	Eastern Energy Gas Holdings, LLC	Ownership	100.000	Berkshire Hathaway Inc.	NO	
			75-2827242				Irvtex Automotive Sales II, LLC	DE	NIA	Berkshire Hathaway Automotive Inc.	Ownership	81.000	Berkshire Hathaway Inc.	NO	
			06-1355981				Irvtex Automotive Sales II, LLC	DE	NIA	BHA Minority Interest Holdco, Inc.	Ownership	5.000	Berkshire Hathaway Inc.	NO	
							Isabela Shoe Corporation LLC	DE	NIA	H. H. Brown Shoe Company, Inc.	Ownership	100.000	Berkshire Hathaway Inc.	NO	
							Iscar Alati d.o.o.	HRV	NIA	IMC International Metalworking Companies Inc.	Ownership	100.000	Berkshire Hathaway Inc.	NO	
							Iscar Australia Pty. Limited	AUS	NIA	Iscar Hartmetall A.G.	Ownership	100.000	Berkshire Hathaway Inc.	NO	
							Iscar Austria GMBH	AUT	NIA	IMC International Metalworking Companies Inc.	Ownership	100.000	Berkshire Hathaway Inc.	NO	
							Iscar Benelux S.A	BEL	NIA	IMC International Metalworking Companies Inc.	Ownership	99.933	Berkshire Hathaway Inc.	NO	
							Iscar Benelux S.A	BEL	NIA	Iscar Ltd.	Ownership	0.067	Berkshire Hathaway Inc.	NO	
							Iscar Bulgaria Eood	BGR	NIA	IMC International Metalworking Companies Inc.	Ownership	100.000	Berkshire Hathaway Inc.	NO	
							Iscar C.R. s.r.o.	CZE	NIA	IMC International Metalworking Companies Inc.	Ownership	100.000	Berkshire Hathaway Inc.	NO	
							Iscar De Mexico S.A. De C.V.	MEX	NIA	IMC International Metalworking Companies Inc.	Ownership	99.998	Berkshire Hathaway Inc.	NO	
							Iscar De Mexico S.A. De C.V.	MEX	NIA	Iscar Ltd.	Ownership	0.002	Berkshire Hathaway Inc.	NO	
							Iscar DO Brasil Comercial Ltda.	BRA	NIA	IMC International Metalworking Companies Inc.	Ownership	100.000	Berkshire Hathaway Inc.	NO	
							Iscar DO Brasil Comercial Ltda.	BRA	NIA	Iscar Hartmetall A.G.	Ownership	0.000	Berkshire Hathaway Inc.	NO	
							Iscar Finland OY	FIN	NIA	IMC International Metalworking Companies Inc.	Ownership	51.000	Berkshire Hathaway Inc.	NO	

ANNUAL STATEMENT FOR THE YEAR 2023 OF THE General Re Life Corporation

**SCHEDULE Y**

**PART 1A - DETAIL OF INSURANCE HOLDING COMPANY SYSTEM**

1	2	3	4	5	6	7	8	9	10	11	12	13	14	15	16
Group Code	Group Name	NAIC Company Code	ID Number	Federal RSSD	CIK	Name of Securities Exchange if Publicly Traded (U.S. or International)	Names of Parent, Subsidiaries Or Affiliates	Domiciliary Location	Relationship to Reporting Entity	Directly Controlled by (Name of Entity/Person)	Type of Control (Ownership, Board, Management, Attorney-in-Fact, Influence, Other)	If Control is Ownership Provide Percentage	Ultimate Controlling Entity(ies)/Person(s)	Is an SCA Filing Required? (Yes/No)	*
							Iscar France S.A.S.	.FRA	NIA	Iscar Hartmetall A.G.	Ownership	99.960	Berkshire Hathaway Inc.	NO	
							Iscar France S.A.S.	.FRA	NIA	Iscar Ltd.	Ownership	0.040	Berkshire Hathaway Inc.	NO	
							Iscar Germany GmbH	.DEU	NIA	IMC International Metalworking Companies Inc.	Ownership	100.000	Berkshire Hathaway Inc.	NO	
							Iscar Greece S.A.	.GRC	NIA	IMC International Metalworking Companies Inc.	Ownership	99.833	Berkshire Hathaway Inc.	NO	
							Iscar Greece S.A.	.GRC	NIA	Iscar Ltd.	Ownership	0.167	Berkshire Hathaway Inc.	NO	
							Iscar Gulf Holding Ltd	.ARE	NIA	IMC International Metalworking Companies Inc.	Ownership	51.000	Berkshire Hathaway Inc.	NO	
							Iscar Gulf Trading L.L.C	.ARE	NIA	Iscar Gulf Holding Ltd	Ownership	100.000	Berkshire Hathaway Inc.	NO	
							Iscar Hartmetall A.G.	.CHE	NIA	IMC International Metalworking Companies Inc.	Ownership	100.000	Berkshire Hathaway Inc.	NO	
							Iscar Hungary Kft	.HUN	NIA	IMC International Metalworking Companies Inc.	Ownership	96.667	Berkshire Hathaway Inc.	NO	
							Iscar Hungary Kft	.HUN	NIA	Iscar Hartmetall A.G.	Ownership	3.333	Berkshire Hathaway Inc.	NO	
							Iscar Iberica S.A.	.ESP	NIA	IMC International Metalworking Companies Inc.	Ownership	50.000	Berkshire Hathaway Inc.	NO	
							Iscar India Private Limited	.IND	NIA	IMC International Metalworking Companies Inc.	Ownership	100.000	Berkshire Hathaway Inc.	NO	
							Iscar International Trading (Shanghai) Co. Ltd.	.CHN	NIA	IMC International Metalworking Companies Inc.	Ownership	100.000	Berkshire Hathaway Inc.	NO	
							Iscar Italia s.r.l.	.ITA	NIA	IMC International Metalworking Companies Inc.	Ownership	100.000	Berkshire Hathaway Inc.	NO	
							Iscar Japan Ltd.	.JPN	NIA	IMC International Metalworking Companies Inc.	Ownership	100.000	Berkshire Hathaway Inc.	NO	
							Iscar Kesici Takim Ticareti Veimalati Ltd. Sirketi	.TUR	NIA	IMC International Metalworking Companies Inc.	Ownership	100.000	Berkshire Hathaway Inc.	NO	
							Iscar Ltd.	.ISR	NIA	IMC International Metalworking Companies Inc.	Ownership	100.000	Berkshire Hathaway Inc.	NO	
							Iscar Metal Cutting Technology (Shanghai) Co., Ltd.	.CHN	NIA	IMC International Metalworking Companies Inc.	Ownership	100.000	Berkshire Hathaway Inc.	NO	
			11-2129228				Iscar Metals Inc.	.NJ	NIA	ITTI Group USA Holdings, Inc.	Ownership	100.000	Berkshire Hathaway Inc.	NO	
							Iscar Morocco	.MAR	NIA	IMC International Metalworking Companies Inc.	Ownership	99.000	Berkshire Hathaway Inc.	NO	
							Iscar Morocco	.MAR	NIA	Iscar France S.A.S.	Ownership	1.000	Berkshire Hathaway Inc.	NO	
							Iscar Nederland B.V.	.NLD	NIA	IMC Benelux B.V.	Ownership	100.000	Berkshire Hathaway Inc.	NO	
							Iscar Nepremicine d.o.o.	.SVN	NIA	IMC International Metalworking Companies Inc.	Ownership	50.000	Berkshire Hathaway Inc.	NO	
							Iscar Poland Sp. Z.o.o.	.POL	NIA	IMC International Metalworking Companies Inc.	Ownership	100.000	Berkshire Hathaway Inc.	NO	
							Iscar Portugal-Tools And Machinery, S.A.	.PRT	NIA	Iscar Hartmetall A.G.	Ownership	0.010	Berkshire Hathaway Inc.	NO	
							Iscar Portugal-Tools And Machinery, S.A.	.PRT	NIA	Iscar Iberica S.A.	Ownership	99.960	Berkshire Hathaway Inc.	NO	
							Iscar Portugal-Tools And Machinery, S.A.	.PRT	NIA	Iscar Ltd.	Ownership	0.010	Berkshire Hathaway Inc.	NO	
							Iscar Portugal-Tools And Machinery, S.A.	.PRT	NIA	Wertsam Technology, S.L.	Ownership	0.010	Berkshire Hathaway Inc.	NO	
							Iscar Rezni Alati d.o.o.	.HRV	NIA	IMC International Metalworking Companies Inc.	Ownership	100.000	Berkshire Hathaway Inc.	NO	
							Iscar Slovenija d.o.o.	.SVN	NIA	IMC International Metalworking Companies Inc.	Ownership	50.000	Berkshire Hathaway Inc.	NO	
							Iscar South Africa (Pty) Ltd.	.ZAF	NIA	IMC International Metalworking Companies Inc.	Ownership	100.000	Berkshire Hathaway Inc.	NO	
							Iscar Sr. S.R.O.	.SVK	NIA	IMC International Metalworking Companies Inc.	Ownership	100.000	Berkshire Hathaway Inc.	NO	

ANNUAL STATEMENT FOR THE YEAR 2023 OF THE General Re Life Corporation

**SCHEDULE Y**  
**PART 1A - DETAIL OF INSURANCE HOLDING COMPANY SYSTEM**

1	2	3	4	5	6	7	8	9	10	11	12	13	14	15	16
Group Code	Group Name	NAIC Company Code	ID Number	Federal RSSD	CIK	Name of Securities Exchange if Publicly Traded (U.S. or International)	Names of Parent, Subsidiaries Or Affiliates	Domi-ciliary Location	Relation-ship to Reporting Entity	Directly Controlled by (Name of Entity/Person)	Type of Control (Ownership, Board, Management, Attorney-in-Fact, Influence, Other)	If Control is Ownership Provide Percentage	Ultimate Controlling Entity(ies)/Person(s)	Is an SCA Filing Re-quired? (Yes/No)	*
							Iscar Sverige AB	.SWE	NIA	IMC International Metalworking Companies Inc.	Ownership	100.000	Berkshire Hathaway Inc.	NO	
							Iscar Taiwan, Ltd.	.TWN	NIA	IMC International Metalworking Companies Inc.	Ownership	75.500	Berkshire Hathaway Inc.	NO	
							Iscar Thailand, Ltd.	.THA	NIA	IMC International Metalworking Companies Inc.	Ownership	51.000	Berkshire Hathaway Inc.	NO	
							Iscar Tools Argentina S.A.	.ARG	NIA	IMC International Metalworking Companies Inc.	Ownership	50.000	Berkshire Hathaway Inc.	NO	
							Iscar Tools d.o.o.	.SRB	NIA	IMC International Metalworking Companies Inc.	Ownership	100.000	Berkshire Hathaway Inc.	NO	
							Iscar Tools Inc.	.CAN	NIA	IMC International Metalworking Companies Inc.	Ownership	100.000	Berkshire Hathaway Inc.	NO	
							Iscar Tools Ltd.	.GBR	NIA	IMC International Metalworking Companies Inc.	Ownership	100.000	Berkshire Hathaway Inc.	NO	
							Iscar Tools S.R.L.	.ROU	NIA	IMC International Metalworking Companies Inc.	Ownership	100.000	Berkshire Hathaway Inc.	NO	
							Iscar Vietnam LLC	.VNM	NIA	IMC International Metalworking Companies Inc.	Ownership	51.000	Berkshire Hathaway Inc.	NO	
							Isreco A.G.	.CHE	NIA	IMC International Metalworking Companies Inc.	Ownership	100.000	Berkshire Hathaway Inc.	NO	
							Iswerco Aktiebolag	.SWE	NIA	IMC International Metalworking Companies Inc.	Ownership	100.000	Berkshire Hathaway Inc.	NO	
							It. Te. Di. S.R.L.	.ITA	NIA	IMC International Metalworking Companies Inc.	Ownership	51.020	Berkshire Hathaway Inc.	NO	
			75-2908704				ITTI Group USA Holdings, Inc.	.DE	NIA	BH Credit LLC	Ownership	100.000	Berkshire Hathaway Inc.	NO	
			37-1737373				ITTI Investment Holdings Inc.	.DE	NIA	ITTI Group USA Holdings, Inc.	Ownership	100.000	Berkshire Hathaway Inc.	NO	
							IUS Limited	.GBR	NIA	Northern Electric plc.	Ownership	100.000	Berkshire Hathaway Inc.	NO	
			38-2777964				Iwen Tool Supply, LLC	.DE	NIA	ITTI Investment Holdings Inc.	Ownership	51.000	Berkshire Hathaway Inc.	NO	
			20-2410437				J Fleet Leasing LLC	.UT	NIA	Fleet Sales LLC	Ownership	100.000	Berkshire Hathaway Inc.	NO	
			55-0668752				J.L. Mining Company	.DE	NIA	transition holdings, LLC	Ownership	100.000	Berkshire Hathaway Inc.	NO	
			36-4335235				JA Wire and Cable LLC	.DE	NIA	Marmon Wire & Cable, Inc.	Ownership	100.000	Berkshire Hathaway Inc.	NO	
			46-1139252				Jackson Square Housing, LLC	.NC	NIA	AHP Housing Fund 25, LLC	Ownership	99.990	Berkshire Hathaway Inc.	NO	
			25-1261676				James H. Cross Co., LLC	.DE	NIA	ITTI Investment Holdings Inc.	Ownership	51.000	Berkshire Hathaway Inc.	NO	
			47-2365223				James Place Tax Credit Fund, LLC	.MO	NIA	AHP Housing Fund 147, LLC	Ownership	99.990	Berkshire Hathaway Inc.	NO	
			47-3430486				Jasper Lofts, LLC	.IN	NIA	AHP Housing Fund 128, LLC	Ownership	99.990	Berkshire Hathaway Inc.	NO	
			36-4802342				JAX LNG, LLC	.DE	NIA	Pivotal JAX LNG, LLC	Ownership	50.000	Berkshire Hathaway Inc.	NO	
			98-1183185				Jaz Toys HK Limited	.HKG	NIA	Alleghany Capital Corporation	Ownership	100.000	Berkshire Hathaway Inc.	NO	
			98-1279867				Jaz Toys UK Ltd	.GBR	NIA	Jaz Toys HK Limited	Ownership	100.000	Berkshire Hathaway Inc.	NO	
							Jaz Toys UK Ltd. French Branch	.FRA	NIA	Jaz Toys UK Ltd	Ownership	100.000	Berkshire Hathaway Inc.	NO	
			94-4049477				Jazplus, LLC	.DE	NIA	Alleghany Capital Corporation	Ownership	100.000	Berkshire Hathaway Inc.	NO	
							Jazwares Australia Holdco Pty Ltd	.AUS	NIA	Jazwares, LLC	Ownership	100.000	Berkshire Hathaway Inc.	NO	
							Jazwares Australia Opco Pty Ltd	.AUS	NIA	Jazwares Australia Holdco Pty Ltd	Ownership	100.000	Berkshire Hathaway Inc.	NO	
			96-1941206				Jazwares Canada Holdings Inc.	.DE	NIA	Jazwares, LLC	Ownership	100.000	Berkshire Hathaway Inc.	NO	
							Jazwares Canada LP	.DE	NIA	Jazwares Canada Holdings Inc.	Ownership	0.100	Berkshire Hathaway Inc.	NO	
							Jazwares Canada LP	.DE	NIA	Jazwares, LLC	Ownership	99.900	Berkshire Hathaway Inc.	NO	
			47-3729412				Jazwares Entertainment, LLC	.DE	NIA	Alleghany Capital Corporation	Ownership	100.000	Berkshire Hathaway Inc.	NO	
			98-1655884				Jazwares Europe GmbH & Co. KG	.DEU	NIA	Jaz Toys UK Ltd	Ownership	100.000	Berkshire Hathaway Inc.	NO	
			98-1655883				Jazwares Europe Management GmbH	.DEU	NIA	Jaz Toys UK Ltd	Ownership	100.000	Berkshire Hathaway Inc.	NO	
			98-1279860				Jazwares GmbH	.DEU	NIA	Jazwares Europe GmbH & Co. KG	Ownership	100.000	Berkshire Hathaway Inc.	NO	
							Jazwares Holland B.V.	.NLD	NIA	Jazwares Europe GmbH & Co. KG	Ownership	100.000	Berkshire Hathaway Inc.	NO	
			98-1536047				Jazwares S. de R.L. de C.V.	.MEX	NIA	Jaz Toys HK Limited	Ownership	99.900	Berkshire Hathaway Inc.	NO	

ANNUAL STATEMENT FOR THE YEAR 2023 OF THE General Re Life Corporation

**SCHEDULE Y**

**PART 1A - DETAIL OF INSURANCE HOLDING COMPANY SYSTEM**

1	2	3	4	5	6	7	8	9	10	11	12	13	14	15	16
Group Code	Group Name	NAIC Company Code	ID Number	Federal RSSD	CIK	Name of Securities Exchange if Publicly Traded (U.S. or International)	Names of Parent, Subsidiaries Or Affiliates	Domiciliary Location	Relationship to Reporting Entity	Directly Controlled by (Name of Entity/Person)	Type of Control (Ownership, Board, Management, Attorney-in-Fact, Influence, Other)	If Control is Ownership Provide Percentage	Ultimate Controlling Entity(ies)/Person(s)	Is an SCA Filing Required? (Yes/No)	*
			98-1536047				Jazwares S. de R.L. de C.V.	.MEX	NIA	Jaz Toys UK Ltd	Ownership	0.100	Berkshire Hathaway Inc.	NO	
			92-0285257				Jazwares Soft Creations LLC	.DE	NIA	Alleghany Capital Corporation	Ownership	100.000	Berkshire Hathaway Inc.	NO	
			51-0388825				Jazwares, LLC	.DE	NIA	Alleghany Capital Corporation	Ownership	100.000	Berkshire Hathaway Inc.	NO	
			61-1326644				JBRC, Inc.	.KY	NIA	HomeServices K01, Inc.	Ownership	100.000	Berkshire Hathaway Inc.	NO	
			98-0450029				Jerzees Buena Vista, SRL	.HND	NIA	Union Sales,LLC.	Ownership	0.010	Berkshire Hathaway Inc.	NO	
			98-0450029				Jerzees Buena Vista, SRL	.HND	NIA	Union Underwear Company, Inc.	Ownership	99.990	Berkshire Hathaway Inc.	NO	
							Jerzees Campeche, SA de CV	.MEX	NIA	Russell Brands, LLC	Ownership	98.000	Berkshire Hathaway Inc.	NO	
							Jerzees Campeche, SA de CV	.MEX	NIA	Union Sales,LLC.	Ownership	2.000	Berkshire Hathaway Inc.	NO	
			98-0450034				Jerzees Choloma SRL	.HND	NIA	RLA Mfg. SRL	Ownership	99.990	Berkshire Hathaway Inc.	NO	
			98-0450034				Jerzees Choloma SRL	.HND	NIA	Union Sales,LLC.	Ownership	0.010	Berkshire Hathaway Inc.	NO	
			98-0450030				Jerzees de Honduras SRL	.HND	NIA	Union Sales,LLC.	Ownership	0.010	Berkshire Hathaway Inc.	NO	
			98-0450030				Jerzees de Honduras SRL	.HND	NIA	Union Underwear Company, Inc.	Ownership	99.990	Berkshire Hathaway Inc.	NO	
			98-0652908				Jerzees Nuevo Dia SRL	.HND	NIA	Union Sales,LLC.	Ownership	2.000	Berkshire Hathaway Inc.	NO	
			98-0652908				Jerzees Nuevo Dia SRL	.HND	NIA	Union Underwear Company, Inc.	Ownership	98.000	Berkshire Hathaway Inc.	NO	
							Jerzees Yucatan, SA de CV	.MEX	NIA	Russell Brands, LLC	Ownership	84.816	Berkshire Hathaway Inc.	NO	
							Jerzees Yucatan, SA de CV	.MEX	NIA	Union Sales,LLC.	Ownership	0.001	Berkshire Hathaway Inc.	NO	
							Jerzees Yucatan, SA de CV	.MEX	NIA	Vanity Fair Brands, LP	Ownership	15.161	Berkshire Hathaway Inc.	NO	
							Jerzees Yucatan, SA de CV	.MEX	NIA	Vanity Fair Inc.	Ownership	0.021	Berkshire Hathaway Inc.	NO	
			76-0183386				Joe Myers Automotive, LLC	.DE	NIA	Berkshire Hathaway Automotive Inc.	Ownership	81.000	Berkshire Hathaway Inc.	NO	
			76-0660241				Joe Myers Ford II, LLC	.DE	NIA	Berkshire Hathaway Automotive Inc.	Ownership	96.000	Berkshire Hathaway Inc.	NO	
			76-0295766				Joe Myers Motors Three, LLC	.DE	NIA	Berkshire Hathaway Automotive Inc.	Ownership	81.000	Berkshire Hathaway Inc.	NO	
			61-1682406				John Calvin Manor Housing Partners, LP	.MO	NIA	AHP Housing Fund 100, LLC	Ownership	99.990	Berkshire Hathaway Inc.	NO	
			13-0889690				Johns Manville	.DE	NIA	Johns Manville Corporation	Ownership	100.000	Berkshire Hathaway Inc.	NO	
							Johns Manville Benelux N.V.	.BEL	NIA	Castigliano Vermögensverwaltungs GmbH	Ownership	0.040	Berkshire Hathaway Inc.	NO	
							Johns Manville Benelux N.V.	.BEL	NIA	Johns Manville Europe GmbH	Ownership	99.960	Berkshire Hathaway Inc.	NO	
			98-0382237				Johns Manville Canada, Inc.	.CAN	NIA	Johns Manville	Ownership	100.000	Berkshire Hathaway Inc.	NO	
			84-1359815				Johns Manville China, Ltd.	.DE	NIA	Johns Manville	Ownership	100.000	Berkshire Hathaway Inc.	NO	
			84-0856796				Johns Manville Corporation	.DE	NIA	Berkshire Hathaway Inc.	Ownership	100.000	Berkshire Hathaway Inc.	NO	
			98-0681826				Johns Manville Europe GmbH	.DEU	NIA	Johns Manville	Ownership	100.000	Berkshire Hathaway Inc.	NO	
							Johns Manville France S.A.R.L.	.FRA	NIA	Johns Manville Europe GmbH	Ownership	100.000	Berkshire Hathaway Inc.	NO	
			13-6034039				Johns Manville Fund, Inc.	.DE	NIA	Johns Manville Corporation	Ownership	100.000	Berkshire Hathaway Inc.	NO	
			98-1036381				Johns Manville GmbH	.DEU	NIA	Johns Manville Europe GmbH	Ownership	100.000	Berkshire Hathaway Inc.	NO	
			84-4036738				Johns Manville Hillsboro Plant LLC	.TX	NIA	Johns Manville	Ownership	100.000	Berkshire Hathaway Inc.	NO	
			98-1036399				Johns Manville International B.V.	.NLD	NIA	Johns Manville Europe GmbH	Ownership	100.000	Berkshire Hathaway Inc.	NO	
			98-1272652				Johns Manville LTD	.GBR	NIA	Johns Manville	Ownership	100.000	Berkshire Hathaway Inc.	NO	
							Johns Manville Ltd. (West Africa) Ltd.	.NGA	NIA	Johns Manville	Ownership	100.000	Berkshire Hathaway Inc.	NO	
							Johns Manville Polska Sp. z o.o.	.POL	NIA	Johns Manville International B.V.	Ownership	99.500	Berkshire Hathaway Inc.	NO	
							Johns Manville Polska Sp. z o.o.	.POL	NIA	Schuller GmbH	Ownership	0.500	Berkshire Hathaway Inc.	NO	
							Johns Manville S.r.l.	.ITA	NIA	Johns Manville Europe GmbH	Ownership	100.000	Berkshire Hathaway Inc.	NO	
			98-1036388				Johns Manville Sales GmbH	.DEU	NIA	Johns Manville Europe GmbH	Ownership	100.000	Berkshire Hathaway Inc.	NO	
							Johns Manville Sales GmbH (branch office Turkey)	.DEU	NIA	Johns Manville Sales GmbH	Ownership	100.000	Berkshire Hathaway Inc.	NO	
							Johns Manville Shanghai Nonovens Co., Ltd.	.CHN	NIA	Castigliano Vermögensverwaltungs GmbH	Ownership	100.000	Berkshire Hathaway Inc.	NO	
			98-1094419				Johns Manville Slovakia, a.s.	.SVK	NIA	Johns Manville Europe GmbH	Ownership	100.000	Berkshire Hathaway Inc.	NO	
							Jomac Canada Inc.	.CAN	NIA	Wells Lamont Industry Group LLC	Ownership	100.000	Berkshire Hathaway Inc.	NO	
			94-3342606				Jordan's Furniture, Inc.	.MA	NIA	Berkshire Hathaway Inc.	Ownership	100.000	Berkshire Hathaway Inc.	NO	
			98-0433156				Joya de Ceren Limitada, de C.V.	.SLV	NIA	Union Sales,LLC.	Ownership	1.000	Berkshire Hathaway Inc.	NO	
			98-0433156				Joya de Ceren Limitada, de C.V.	.SLV	NIA	Union Underwear Company, Inc.	Ownership	99.000	Berkshire Hathaway Inc.	NO	
			75-2061724				Joyce Steel Erection LLC	.DE	NIA	Procrane Holdings, Inc.	Ownership	100.000	Berkshire Hathaway Inc.	NO	

ANNUAL STATEMENT FOR THE YEAR 2023 OF THE General Re Life Corporation

**SCHEDULE Y**  
**PART 1A - DETAIL OF INSURANCE HOLDING COMPANY SYSTEM**

1	2	3	4	5	6	7	8	9	10	11	12	13	14	15	16
Group Code	Group Name	NAIC Company Code	ID Number	Federal RSSD	CIK	Name of Securities Exchange if Publicly Traded (U.S. or International)	Names of Parent, Subsidiaries Or Affiliates	Domiciliary Location	Relationship to Reporting Entity	Directly Controlled by (Name of Entity/Person)	Type of Control (Ownership, Board, Management, Attorney-in-Fact, Influence, Other)	If Control is Ownership Provide Percentage	Ultimate Controlling Entity(ies)/Person(s)	Is an SCA Filing Required? (Yes/No)	*
			63-0833102				JRHBI Realty, Inc.	..AL	.....NIA	HomeServices of America, Inc.	Ownership	100.000	Berkshire Hathaway Inc.	.....NO	
			46-5277885				Jumbo Road Holdings, LLC	..DE	.....NIA	BHE Wind, LLC	Ownership	100.000	Berkshire Hathaway Inc.	.....NO	
			45-2428886				Justin Brands Canada, LLC	..DE	.....NIA	Justin Brands, Inc.	Ownership	100.000	Berkshire Hathaway Inc.	.....NO	
			75-2403338				Justin Brands, Inc.	..DE	.....NIA	BH Shoe Holdings, Inc.	Ownership	100.000	Berkshire Hathaway Inc.	.....NO	
			45-2632969				JVL 1721, LP	..MO	.....NIA	AHP Housing Fund 101, LLC	Ownership	98.990	Berkshire Hathaway Inc.	.....NO	
			82-1725948				K West Apartments LP	..OR	.....NIA	AHP Housing Fund 166, LLC	Ownership	99.990	Berkshire Hathaway Inc.	.....NO	
							K2023267932 (South Africa)	..ZAF	.....NIA	Lubrizon Luxembourg S.a.r.l.	Ownership	100.000	Berkshire Hathaway Inc.	.....NO	
			58-1360668				Kahn Ventures, Inc.	..GA	.....NIA	McLane Company, Inc.	Ownership	100.000	Berkshire Hathaway Inc.	.....NO	
							KainaiLink, L.P.	..CAN	.....NIA	AltaLink Management Ltd.	Ownership	0.010	Berkshire Hathaway Inc.	.....NO	
							KainaiLink, L.P.	..CAN	.....NIA	AltaLink, L.P.	Ownership	48.995	Berkshire Hathaway Inc.	.....NO	
			98-1142275				KALISTRUT Aerospace S.A.S.	..FRA	.....NIA	PCC UK Global Holdings Limited	Ownership	100.000	Berkshire Hathaway Inc.	.....NO	
			44-6000762				Kansas City Terminal Railway Company	..MO	.....NIA	BNSF Railway Company	Ownership	25.000	Berkshire Hathaway Inc.	.....NO	
			43-1887243				Kansas City Title, Inc.	..MO	.....NIA	Reece & Nichols Realtors, Inc.	Ownership	100.000	Berkshire Hathaway Inc.	.....NO	
			46-1934331				Katherine Estates, LP	..MO	.....NIA	AHP Housing Fund 102, LLC	Ownership	98.990	Berkshire Hathaway Inc.	.....NO	
			93-3962237				KCIC LIHTC 10 LLC	..OH	.....NIA	Affordable Housing Partners, Inc.	Ownership	100.000	Berkshire Hathaway Inc.	.....NO	
			93-1907645				KCIC LIHTC 6 LLC	..DE	.....NIA	Affordable Housing Partners, Inc.	Ownership	100.000	Berkshire Hathaway Inc.	.....NO	
			20-8648861				Kearney I LLC	..DE	.....NIA	Pilot Travel Centers LLC	Ownership	100.000	Berkshire Hathaway Inc.	.....NO	
			93-1916323				Keeler Park MTE LLC	..DE	.....NIA	KCIC LIHTC 6 LLC	Ownership	100.000	Berkshire Hathaway Inc.	.....NO	
			84-5150269				Kelly Amusement Holdings, LLC	..DE	.....NIA	Alleghany Capital Corporation	Ownership	100.000	Berkshire Hathaway Inc.	.....NO	
			84-5160796				Kelly Toys Holdings, LLC	..DE	.....NIA	DBBH Motors LLC	Ownership	25.000	Berkshire Hathaway Inc.	.....NO	
			84-5160796				Kelly Toys Holdings, LLC	..DE	.....NIA	Jazwares, LLC	Ownership	75.000	Berkshire Hathaway Inc.	.....NO	
			35-0815650				Kenny Kent Chevrolet Co., LLC	..DE	.....NIA	Berkshire Hathaway Automotive Inc.	Ownership	96.000	Berkshire Hathaway Inc.	.....NO	
			95-3412882				Ken's Spray Equipment LLC	..CA	.....NIA	Precision Castparts Corp.	Ownership	100.000	Berkshire Hathaway Inc.	.....NO	
			88-1079392				Kentmere at Hill Shop Road, LLC	..GA	.....NIA	TP-CH JV, LLC	Ownership	100.000	Berkshire Hathaway Inc.	.....NO	
			31-1655556				Kentucky Residential Referral Service, LLC	..KY	.....NIA	HomeServices KOI, Inc.	Ownership	100.000	Berkshire Hathaway Inc.	.....NO	
							Kentucky Trailer Paint & Reconditioning Center, LLC	..KY	.....NIA	R.C. Tway Company, LLC	Ownership	100.000	Berkshire Hathaway Inc.	.....NO	
			61-0366810				Kentucky Trailer Services, LLC	..KY	.....NIA	R.C. Tway Company, LLC	Ownership	100.000	Berkshire Hathaway Inc.	.....NO	
			26-0177066				Kentwood Commercial, LLC	..CO	.....NIA	Kentwood, LLC	Ownership	100.000	Berkshire Hathaway Inc.	.....NO	
			47-3977567				Kentwood Real Estate Services, LLC	..CO	.....NIA	Kentwood, LLC	Ownership	100.000	Berkshire Hathaway Inc.	.....NO	
			26-0176956				Kentwood, LLC	..CO	.....NIA	HomeServices of Colorado, LLC	Ownership	100.000	Berkshire Hathaway Inc.	.....NO	
			47-2432464				Keokuk Senior Lofts, LLC	..IA	.....NIA	AHP Housing Fund 127, LLC	Ownership	99.990	Berkshire Hathaway Inc.	.....NO	
			36-4333144				Kerite LLC	..DE	.....NIA	Marmon Wire & Cable, Inc.	Ownership	100.000	Berkshire Hathaway Inc.	.....NO	
			76-0185455				Kern River Gas Transmission Company	..DE	.....NIA	KR Holding, LLC	Ownership	100.000	Berkshire Hathaway Inc.	.....NO	
			98-1243076				KG Coating Limited	..GBR	.....NIA	SPS Technologies Limited	Ownership	100.000	Berkshire Hathaway Inc.	.....NO	
			98-1639401				Kiabay Unlimited Company	..IRL	.....NIA	Anchorbuoy Ltd	Ownership	100.000	Berkshire Hathaway Inc.	.....NO	
							Kido International Limited	..HKG	.....NIA	Shaw Industries Group, Inc.	Ownership	100.000	Berkshire Hathaway Inc.	.....NO	
			56-1758362				KINEXO, Inc.	..NC	.....NIA	McLane Company, Inc.	Ownership	100.000	Berkshire Hathaway Inc.	.....NO	
			54-1831164				KITCO Fiber Optics, Inc.	..VA	.....NIA	Marmon Wire & Cable, Inc.	Ownership	100.000	Berkshire Hathaway Inc.	.....NO	
			95-3211874				Klune Industries, Inc.	..CA	.....NIA	Precision Castparts Corp.	Ownership	100.000	Berkshire Hathaway Inc.	.....NO	
							KMS Ltd.	..KOR	.....NIA	Taegutec Ltd.	Ownership	100.000	Berkshire Hathaway Inc.	.....NO	
			23-2833579				Koehler-Bright Star LLC	..DE	.....NIA	Marmon Engineered Components Company	Ownership	100.000	Berkshire Hathaway Inc.	.....NO	
			81-5195931				Kokomo RCF LP	..IN	.....NIA	AHP Housing Fund 159, LLC	Ownership	99.990	Berkshire Hathaway Inc.	.....NO	
			75-3045251				KR Holding, LLC	..DE	.....NIA	BHE Pipeline Group, LLC	Ownership	100.000	Berkshire Hathaway Inc.	.....NO	
							KT European Holdings, LLC	..KY	.....NIA	R.C. Tway Company, LLC	Ownership	100.000	Berkshire Hathaway Inc.	.....NO	
							KT Smit Mobile Cooperatie	..NLD	.....NIA	KT European Holdings, LLC	Ownership	0.010	Berkshire Hathaway Inc.	.....NO	
							KT Smit Mobile Cooperatie	..NLD	.....NIA	R.C. Tway Company, LLC	Ownership	99.990	Berkshire Hathaway Inc.	.....NO	
			27-1102271				KTVT Motors, LLC	..DE	.....NIA	Berkshire Hathaway Automotive Inc.	Ownership	86.000	Berkshire Hathaway Inc.	.....NO	
			98-0532789				Kunshan EcoWater Systems Company Limited	..CHN	.....NIA	Marmon Water Investments Pte. Ltd.	Ownership	100.000	Berkshire Hathaway Inc.	.....NO	



ANNUAL STATEMENT FOR THE YEAR 2023 OF THE General Re Life Corporation

**SCHEDULE Y**  
**PART 1A - DETAIL OF INSURANCE HOLDING COMPANY SYSTEM**

1	2	3	4	5	6	7	8	9	10	11	12	13	14	15	16
Group Code	Group Name	NAIC Company Code	ID Number	Federal RSSD	CIK	Name of Securities Exchange if Publicly Traded (U.S. or International)	Names of Parent, Subsidiaries Or Affiliates	Domiciliary Location	Relationship to Reporting Entity	Directly Controlled by (Name of Entity/Person)	Type of Control (Ownership, Board, Management, Attorney-in-Fact, Influence, Other)	If Control is Ownership Provide Percentage	Ultimate Controlling Entity(ies)/Person(s)	Is an SCA Filing Required? (Yes/No)	*
			26-0239834				KX Technologies LLC	.DE	NIA	Marmon Water, Inc.	Ownership	100.000	Berkshire Hathaway Inc.	NO	
							KX Technologies Pte. Ltd.	.SGP	NIA	Marmon Water (Singapore) Pte Ltd.	Ownership	45.720	Berkshire Hathaway Inc.	NO	
							KX Technologies Pte. Ltd.	.SGP	NIA	Marmon Water, Inc.	Ownership	54.280	Berkshire Hathaway Inc.	NO	
							Kyoei Fire & Marine Insurance Co. Limited	.GBR	IA	Tenecom Limited	Ownership	100.000	Berkshire Hathaway Inc.	NO	
			04-2294740				L. A. Darling Company LLC	.DE	NIA	Marmon Retail Store Equipment LLC	Ownership	100.000	Berkshire Hathaway Inc.	NO	
			90-0016800				L. A. Terminals, Inc.	.CA	NIA	Brilliant National Services, Inc.	Ownership	100.000	Berkshire Hathaway Inc.	NO	
							Laake GmbH	.DEU	NIA	CTB Verwaltung GmbH	Ownership	100.000	Berkshire Hathaway Inc.	NO	
			83-1511108				Lake Meadows AL, LP	.IN	NIA	AHP Housing Fund 216, LLC	Ownership	99.990	Berkshire Hathaway Inc.	NO	
			37-1770966				Lake Ridge LSL Senior, LP	.MO	NIA	AHP Housing Fund 151, LLC	Ownership	98.990	Berkshire Hathaway Inc.	NO	
			98-0433157				Lamatepec Manufacturing, Limitada, de C.V.	.SLV	NIA	Union Sales,LLC	Ownership	1.000	Berkshire Hathaway Inc.	NO	
			98-0433157				Lamatepec Manufacturing, Limitada, de C.V.	.SLV	NIA	Union Underwear Company, Inc.	Ownership	99.000	Berkshire Hathaway Inc.	NO	
			20-3025379				Land Partners One, LLC	.GA	NIA	Shaw Industries Group, Inc.	Ownership	100.000	Berkshire Hathaway Inc.	NO	
							Land Partners Two, LLC	.DE	NIA	Shaw Industries Group, Inc.	Ownership	100.000	Berkshire Hathaway Inc.	NO	
0031	Berkshire Hathaway Group	33138	73-0994137				Landmark American Insurance Company	.NH	IA	RSUI Indemnity Company	Ownership	100.000	Berkshire Hathaway Inc.	NO	
			88-0093923				Lands of Sierra, Inc.	.NV	NIA	NV Energy, Inc.	Ownership	100.000	Berkshire Hathaway Inc.	NO	
			47-0816079				Larabee School of Real Estate, Inc.	.NE	NIA	HomeServices of Nebraska, Inc.	Ownership	100.000	Berkshire Hathaway Inc.	NO	
							Larson-Juhl A.S.	.NOR	NIA	Larson-Juhl International LLC	Ownership	100.000	Berkshire Hathaway Inc.	NO	
							Larson-Juhl Australia	.AUS	NIA	Larson-Juhl International LLC	Ownership	100.000	Berkshire Hathaway Inc.	NO	
							Larson-Juhl Canada Ltd.	.CAN	NIA	Larson-Juhl International LLC	Ownership	100.000	Berkshire Hathaway Inc.	NO	
			58-2140956				Larson-Juhl France LLC	.GA	NIA	Larson-Juhl International LLC	Ownership	100.000	Berkshire Hathaway Inc.	NO	
			58-2233652				Larson-Juhl Germany	.DEU	NIA	Larson-Juhl International LLC	Ownership	100.000	Berkshire Hathaway Inc.	NO	
			58-2140960				Larson-Juhl International LLC	.GA	NIA	Albecca Inc.	Ownership	100.000	Berkshire Hathaway Inc.	NO	
							Larson-Juhl Ireland Ltd.	.IRL	NIA	Northampton Acquisition Limited	Ownership	100.000	Berkshire Hathaway Inc.	NO	
			58-2233650				Larson-Juhl Korea, Limited	.KOR	NIA	Larson-Juhl International LLC	Ownership	100.000	Berkshire Hathaway Inc.	NO	
							Larson-Juhl Netherlands B.V.	.NLD	NIA	Larson-Juhl International LLC	Ownership	100.000	Berkshire Hathaway Inc.	NO	
							Larson-Juhl New Zealand Limited	.NZL	NIA	Larson-Juhl International LLC	Ownership	100.000	Berkshire Hathaway Inc.	NO	
							Larson-Juhl Nippon Co., Ltd.	.JPN	NIA	Larson-Juhl International LLC	Ownership	100.000	Berkshire Hathaway Inc.	NO	
							Larson-Juhl Qingdao Co. Ltd.	.CHN	NIA	Larson-Juhl Nippon Co., Ltd.	Ownership	100.000	Berkshire Hathaway Inc.	NO	
							Larson-Juhl s.r.o.	.CZE	NIA	Northampton Acquisition Limited	Ownership	100.000	Berkshire Hathaway Inc.	NO	
							Larson-Juhl Sweden A.B.	.SWE	NIA	Larson-Juhl International LLC	Ownership	100.000	Berkshire Hathaway Inc.	NO	
			98-0221543				Larson-Juhl UK	.GBR	NIA	Northampton Acquisition Limited	Ownership	100.000	Berkshire Hathaway Inc.	NO	
			58-2398627				Larson-Juhl US LLC	.GA	NIA	Larson-Juhl International LLC	Ownership	100.000	Berkshire Hathaway Inc.	NO	
			47-1619707				Laurel Hill Venture, LLC	.VA	NIA	AHP Housing Fund 111, LLC	Ownership	99.991	Berkshire Hathaway Inc.	NO	
							Leach & Garner (Guangzhou) Limited	.CHN	NIA	Leach & Garner (HK) Limited	Ownership	100.000	Berkshire Hathaway Inc.	NO	
							Leach & Garner (HK) Limited	.HKG	NIA	Richline Group, Inc.	Ownership	100.000	Berkshire Hathaway Inc.	NO	
			04-3034114				LeachGarner, Inc.	.DE	NIA	Richline Group, Inc.	Ownership	100.000	Berkshire Hathaway Inc.	NO	
			98-0433159				Lempa Services, Limitada, de C.V.	.SLV	NIA	Union Sales,LLC	Ownership	1.000	Berkshire Hathaway Inc.	NO	
			98-0433159				Lempa Services, Limitada, de C.V.	.SLV	NIA	Union Underwear Company, Inc.	Ownership	99.000	Berkshire Hathaway Inc.	NO	
			98-1641965				Line Radharc Limited	.IRL	NIA	Anchorbuoy Ltd	Ownership	100.000	Berkshire Hathaway Inc.	NO	
							Linesight AB	.SWE	NIA	Anchorbuoy Ltd	Ownership	100.000	Berkshire Hathaway Inc.	NO	
			98-1642476				Linesight BV Belgium	.BEL	NIA	Anchorbuoy Ltd	Ownership	100.000	Berkshire Hathaway Inc.	NO	
			98-1642275				Linesight Chile SPA	.CHL	NIA	Anchorbuoy Ltd	Ownership	100.000	Berkshire Hathaway Inc.	NO	
							Linesight Company Limited	.SAU	NIA	Anchorbuoy Ltd	Ownership	100.000	Berkshire Hathaway Inc.	NO	
			82-4414027				Linesight Consulting LLC	.DE	NIA	Anchorbuoy Ltd	Ownership	100.000	Berkshire Hathaway Inc.	NO	
			98-1641362				Linesight consulting Private Ltd	.IND	NIA	Anchorbuoy Ltd	Ownership	100.000	Berkshire Hathaway Inc.	NO	
			98-1641376				Linesight Consulting Shanghai Limited	.CHN	NIA	Anchorbuoy Ltd	Ownership	100.000	Berkshire Hathaway Inc.	NO	
			98-1641871				Linesight DMCC	.ARE	NIA	Anchorbuoy Ltd	Ownership	100.000	Berkshire Hathaway Inc.	NO	
			98-1641856				Linesight Finland Oy	.FIN	NIA	Anchorbuoy Ltd	Ownership	100.000	Berkshire Hathaway Inc.	NO	
			98-1654665				Linesight GmbH	.AUT	NIA	Anchorbuoy Ltd	Ownership	100.000	Berkshire Hathaway Inc.	NO	

ANNUAL STATEMENT FOR THE YEAR 2023 OF THE General Re Life Corporation

**SCHEDULE Y**  
**PART 1A - DETAIL OF INSURANCE HOLDING COMPANY SYSTEM**

1	2	3	4	5	6	7	8	9	10	11	12	13	14	15	16
Group Code	Group Name	NAIC Company Code	ID Number	Federal RSSD	CIK	Name of Securities Exchange if Publicly Traded (U.S. or International)	Names of Parent, Subsidiaries Or Affiliates	Domi-ciliary Location	Relation-ship to Reporting Entity	Directly Controlled by (Name of Entity/Person)	Type of Control (Ownership, Board, Management, Attorney-in-Fact, Influence, Other)	If Control is Ownership Provide Percentage	Ultimate Controlling Entity(ies)/Person(s)	Is an SCA Filing Re-quired? (Yes/No)	*
			98-1641892				Linesight Inc	.CAN	NIA	Anchorbuoy Ltd	Ownership	100.000	Berkshire Hathaway Inc	NO	
			98-1654320				Linesight Italy SRL	.ITA	NIA	Anchorbuoy Ltd	Ownership	100.000	Berkshire Hathaway Inc	NO	
			98-1638458				Linesight Japan KK	.JPN	NIA	Anchorbuoy Ltd	Ownership	100.000	Berkshire Hathaway Inc	NO	
			98-1640459				Linesight Limited	.ISR	NIA	Anchorbuoy Ltd	Ownership	100.000	Berkshire Hathaway Inc	NO	
			98-1765248				Linesight Limited (IE)	.IRL	NIA	Anchorbuoy Ltd	Ownership	100.000	Berkshire Hathaway Inc	NO	
			98-1641600				Linesight Poland sp. z o.o.	.POL	NIA	Anchorbuoy Ltd	Ownership	100.000	Berkshire Hathaway Inc	NO	
			98-1641883				Linesight PTE Limited	.SGP	NIA	Anchorbuoy Ltd	Ownership	100.000	Berkshire Hathaway Inc	NO	
							Linesight PTE. Limited Taiwan Branch (Singapore)	.TWN	NIA	Anchorbuoy Ltd	Ownership	100.000	Berkshire Hathaway Inc	NO	
							Linesight S.A. DE C.V.	.MEX	NIA	Anchorbuoy Ltd	Ownership	100.000	Berkshire Hathaway Inc	NO	
			98-1639768				Linesight Sdn. Bhd (Malaysia)	.MYS	NIA	Anchorbuoy Ltd	Ownership	100.000	Berkshire Hathaway Inc	NO	
			98-1663542				Linesight Spain S.L.U	.ESP	NIA	Anchorbuoy Ltd	Ownership	100.000	Berkshire Hathaway Inc	NO	
							Linesight Switzerland Sarl	.CHE	NIA	Anchorbuoy Ltd	Ownership	100.000	Berkshire Hathaway Inc	NO	
			75-2458638				Linesight Uruguay S.A	.URY	NIA	Anchorbuoy Ltd	Ownership	100.000	Berkshire Hathaway Inc	NO	
							Lipotec USA, Inc.	.TX	NIA	Lubrizol Advanced Materials, Inc.	Ownership	100.000	Berkshire Hathaway Inc	NO	
							Lipotec, S.A.	.ESP	NIA	LZHS Spain, S.L.	Ownership	100.000	Berkshire Hathaway Inc	NO	
			73-6091775				LiquidPower Canada ULC	.CAN	NIA	LiquidPower Specialty Products Inc.	Ownership	100.000	Berkshire Hathaway Inc	NO	
							LiquidPower Specialty Products Inc.	.DE	NIA	Berkshire Hathaway Inc.	Ownership	100.000	Berkshire Hathaway Inc	NO	
			82-2247292				Lira s.r.o.	.CZE	NIA	Larson-Juhl UK	Ownership	100.000	Berkshire Hathaway Inc	NO	
			82-5003723				LIV Boerne Hills, LP	.TX	NIA	AHP Housing Fund 205, LLC	Ownership	99.980	Berkshire Hathaway Inc	NO	
			45-3003646				Live GMF, LLC	.NE	NIA	LMG Ventures, LLC	Ownership	50.100	Berkshire Hathaway Inc	NO	
			27-5376340				Livingston Senior Housing, L.P.	.TN	NIA	AHP Housing Fund 43, LLC	Ownership	99.990	Berkshire Hathaway Inc	NO	
			38-3761654				LJ Aero Holdings, Inc.	.DE	NIA	Precision Castparts Corp.	Ownership	100.000	Berkshire Hathaway Inc	NO	
							LJ Synch Holdings, Inc.	.DE	NIA	Precision Castparts Corp.	Ownership	100.000	Berkshire Hathaway Inc	NO	
							LLC Iscar	.RUS	NIA	IMC International Metalworking Companies Inc.	Ownership	100.000	Berkshire Hathaway Inc	NO	
							LLC Iscar Ukraine	.UKR	NIA	LLC TaeguTec Ukraine	Ownership	100.000	Berkshire Hathaway Inc	NO	
							LLC TaeguTec RUS	.RUS	NIA	IMC International Metalworking Companies Inc.	Ownership	100.000	Berkshire Hathaway Inc	NO	
							LLC TaeguTec Ukraine	.UKR	NIA	IMC International Metalworking Companies Inc.	Ownership	58.000	Berkshire Hathaway Inc	NO	
			37-1650069				LMG Ventures, LLC	.TX	NIA	Nebraska Furniture Mart, Inc.	Ownership	100.000	Berkshire Hathaway Inc	NO	
			81-4588331				Loch Vale Logistics, Inc.	.TX	NIA	McLane Company, Inc.	Ownership	100.000	Berkshire Hathaway Inc	NO	
			45-4645174				Lofts at Roberts, LLC	.IN	NIA	AHP Housing Fund 18, LLC	Ownership	99.990	Berkshire Hathaway Inc	NO	
			45-4738103				Logan 24, LP, an Iowa Limited Partnership	.IA	NIA	AHP Housing Fund 29, LLC	Ownership	99.990	Berkshire Hathaway Inc	NO	
			22-3769127				Logistics shipping USA	.NJ	NIA	BNSF Logistics International, LLC	Ownership	100.000	Berkshire Hathaway Inc	NO	
			48-1230035				Lone Star Buick-GMC II, LLC	.DE	NIA	Berkshire Hathaway Automotive Inc.	Ownership	81.000	Berkshire Hathaway Inc	NO	
			54-1182547				Long & Foster Institute of Real Estate, LLC	.VA	NIA	The Long & Foster Companies, Inc.	Ownership	100.000	Berkshire Hathaway Inc	NO	
			54-1058190				Long & Foster Insurance Agency, LLC	.VA	NIA	The Long & Foster Companies, Inc.	Ownership	100.000	Berkshire Hathaway Inc	NO	
			27-1697658				Long & Foster Mortgage Ventures, Inc.	.VA	NIA	The Long & Foster Companies, Inc.	Ownership	100.000	Berkshire Hathaway Inc	NO	
			54-0840457				Long & Foster Real Estate, Inc.	.VA	NIA	The Long & Foster Companies, Inc.	Ownership	100.000	Berkshire Hathaway Inc	NO	
			93-0588053				Longview Switching Company	.VA	NIA	BNSF Railway Company	Ownership	50.000	Berkshire Hathaway Inc	NO	
			45-5339440				Loretta Hall, LP	.MO	NIA	AHP Housing Fund 36, LLC	Ownership	98.990	Berkshire Hathaway Inc	NO	
			95-6001943				Los Angeles Junction Railway Company	.CA	NIA	BNSF Railway Company	Ownership	100.000	Berkshire Hathaway Inc	NO	
			88-0687592				Los Tios Land and Cattle LLC	.DE	NIA	Pilot Water Solutions LLC	Ownership	100.000	Berkshire Hathaway Inc	NO	
			82-3203180				Louden Housing LLC	.IA	NIA	AHP Housing Fund 188, LLC	Ownership	99.990	Berkshire Hathaway Inc	NO	
			39-1712043				Lovejoy Realty, Inc.	.WI	NIA	HomeServices of Minnesota, LLC	Ownership	100.000	Berkshire Hathaway Inc	NO	
			27-1467526				Lovejoy Referral Network LLC	.WI	NIA	HomeServices of Minnesota, LLC	Ownership	100.000	Berkshire Hathaway Inc	NO	
			47-1252217				LSP Holding, Inc.	.DE	NIA	LiquidPower Specialty Products Inc.	Ownership	100.000	Berkshire Hathaway Inc	NO	
			47-1539501				LSP Transport, LLC	.DE	NIA	LiquidPower Specialty Products Inc.	Ownership	100.000	Berkshire Hathaway Inc	NO	

ANNUAL STATEMENT FOR THE YEAR 2023 OF THE General Re Life Corporation

**SCHEDULE Y**

**PART 1A - DETAIL OF INSURANCE HOLDING COMPANY SYSTEM**

1	2	3	4	5	6	7	8	9	10	11	12	13	14	15	16
Group Code	Group Name	NAIC Company Code	ID Number	Federal RSSD	CIK	Name of Securities Exchange if Publicly Traded (U.S. or International)	Names of Parent, Subsidiaries Or Affiliates	Domiciliary Location	Relationship to Reporting Entity	Directly Controlled by (Name of Entity/Person)	Type of Control (Ownership, Board, Management, Attorney-in-Fact, Influence, Other)	If Control is Ownership Provide Percentage	Ultimate Controlling Entity(ies)/Person(s)	Is an SCA Filing Required? (Yes/No)	*
			83-2547400				LSPI Holdings Inc.	DE	NIA	LiquidPower Specialty Products Inc.	Ownership	100.000	Berkshire Hathaway Inc.	NO	
			98-1041273				Lubrizol Additive (Zuhai) Co., Ltd.	CHN	NIA	Lubrizol Southeast Asia (Pte.) Ltd.	Ownership	100.000	Berkshire Hathaway Inc.	NO	
			98-0564691				Lubrizol Adibis Holdings (UK) Limited	GBR	NIA	Lubrizol Luxembourg S.a.r.l.	Ownership	100.000	Berkshire Hathaway Inc.	NO	
			98-0209586				Lubrizol Advanced Materials Europe BV	BEL	NIA	Lubrizol Luxembourg S.a.r.l.	Ownership	100.000	Berkshire Hathaway Inc.	NO	
			51-0340498				Lubrizol Advanced Materials FCC, LLC	DE	NIA	Lubrizol Advanced Materials, Inc.	Ownership	100.000	Berkshire Hathaway Inc.	NO	
							Lubrizol Advanced Materials France SAS	FRA	NIA	Lubrizol Luxembourg S.a.r.l.	Ownership	100.000	Berkshire Hathaway Inc.	NO	
							Lubrizol Advanced Materials Holding Corporation	DE	NIA	Lubrizol Advanced Materials, Inc.	Ownership	100.000	Berkshire Hathaway Inc.	NO	
			31-1231786				Lubrizol Advanced Materials India Private Limited	IND	NIA	Lubrizol Luxembourg S.a.r.l.	Ownership	26.000	Berkshire Hathaway Inc.	NO	
							Lubrizol Advanced Materials India Private Limited	IND	NIA	Novon Hilton Davis, Inc.	Ownership	74.000	Berkshire Hathaway Inc.	NO	
							Lubrizol Advanced Materials International, LLC	DE	NIA	Lubrizol Overseas Trading Corporation	Ownership	100.000	Berkshire Hathaway Inc.	NO	
			13-4143923				Lubrizol Advanced Materials Malaysia Sdn. Bhd.	MYS	NIA	Lubrizol Advanced Materials Europe BV	Ownership	100.000	Berkshire Hathaway Inc.	NO	
			98-0336497				Lubrizol Advanced Materials Malaysia Sdn. Bhd.	MYS	NIA	Lubrizol Advanced Materials Europe BV	Ownership	100.000	Berkshire Hathaway Inc.	NO	
							Lubrizol Advanced Materials Realty Europe BV				Ownership	100.000	Berkshire Hathaway Inc.	NO	
								BEL	NIA	Lubrizol Luxembourg S.a.r.l.	Ownership	100.000	Berkshire Hathaway Inc.	NO	
			98-0339020				Lubrizol Advanced Materials Resin B.V.	NLD	NIA	Lubrizol Luxembourg S.a.r.l.	Ownership	100.000	Berkshire Hathaway Inc.	NO	
			98-0342349				Lubrizol Advanced Materials Spain, S.L.	ESP	NIA	Lubrizol Advanced Materials Europe BV	Ownership	100.000	Berkshire Hathaway Inc.	NO	
			98-0342349				Lubrizol Advanced Materials Spain, S.L.	ESP	NIA	Lubrizol Advanced Materials Europe BV	Ownership	100.000	Berkshire Hathaway Inc.	NO	
										Lubrizol Advanced Materials International, LLC	Ownership	100.000	Berkshire Hathaway Inc.	NO	
			13-4143915				Lubrizol Advanced Materials, Inc.	DE	NIA	Lubrizol Management UK Limited	Ownership	100.000	Berkshire Hathaway Inc.	NO	
			52-2349524				Lubrizol Canada Limited	CAN	NIA	Lubrizol Management UK Limited	Ownership	100.000	Berkshire Hathaway Inc.	NO	
							Lubrizol de Mexico Comercial S. de R.L. de C.V.	MEX	NIA	Lubrizol Overseas Trading Corporation	Ownership	99.990	Berkshire Hathaway Inc.	NO	
							Lubrizol de Mexico Comercial S. de R.L. de C.V.	MEX	NIA	The Lubrizol Corporation	Ownership	0.010	Berkshire Hathaway Inc.	NO	
							Lubrizol Deutschland GmbH	DEU	NIA	Lubrizol Luxembourg S.a.r.l.	Ownership	93.000	Berkshire Hathaway Inc.	NO	
							Lubrizol Deutschland GmbH	DEU	NIA	Lubrizol Overseas Trading Corporation	Ownership	1.000	Berkshire Hathaway Inc.	NO	
										Lubrizol Overseas Trading Corporation & Co. KG	Ownership	6.000	Berkshire Hathaway Inc.	NO	
			98-1266881				Lubrizol Deutschland Realty GmbH & Co. KG	DEU	NIA	Lubrizol Deutschland GmbH	Ownership	80.000	Berkshire Hathaway Inc.	NO	
			98-1266881				Lubrizol Deutschland Realty GmbH & Co. KG	DEU	NIA	The Lubrizol Corporation	Ownership	20.000	Berkshire Hathaway Inc.	NO	
			98-1229344				Lubrizol do Brasil Aditivos, Ltda.	BRA	NIA	Lubrizol Management UK Limited	Ownership	100.000	Berkshire Hathaway Inc.	NO	
			98-0209583				Lubrizol Europe Coordination Center BV	BEL	NIA	Lubrizol Luxembourg S.a.r.l.	Ownership	100.000	Berkshire Hathaway Inc.	NO	
			34-6500595				Lubrizol Foundation, The	OH	NIA	The Lubrizol Corporation	Ownership	100.000	Berkshire Hathaway Inc.	NO	
			90-0785520				Lubrizol France SAS	FRA	NIA	Lubrizol Luxembourg S.a.r.l.	Ownership	100.000	Berkshire Hathaway Inc.	NO	
							Lubrizol Gesellschaft m.b.H.	AUT	NIA	Lubrizol Overseas Trading Corporation	Ownership	100.000	Berkshire Hathaway Inc.	NO	
										Lubrizol Advanced Materials Holding Corporation	Ownership	2.710	Berkshire Hathaway Inc.	NO	
			51-0408646				Lubrizol Global Management, Inc.	DE	NIA	Lubrizol Advanced Materials, Inc.	Ownership	91.655	Berkshire Hathaway Inc.	NO	
			51-0408646				Lubrizol Global Management, Inc.	DE	NIA	Lubrizol Overseas Trading Corporation	Ownership	5.635	Berkshire Hathaway Inc.	NO	
											Ownership	74.000	Berkshire Hathaway Inc.	NO	
			34-1368171				Lubrizol India Private Limited	IND	NIA	The Lubrizol Corporation	Ownership	100.000	Berkshire Hathaway Inc.	NO	
							Lubrizol Inter-Americas Corporation	NV	NIA	The Lubrizol Corporation	Ownership	100.000	Berkshire Hathaway Inc.	NO	
							Lubrizol International Luxembourg S.a.r.l.	LUX	NIA	Lubrizol Management UK Limited	Ownership	100.000	Berkshire Hathaway Inc.	NO	
							Lubrizol International Trading (Zuhai) Co., Ltd.	CHN	NIA	Lubrizol Southeast Asia (Pte.) Ltd.	Ownership	100.000	Berkshire Hathaway Inc.	NO	
			98-1279098				Lubrizol International, Inc.	DE	NIA	Lubrizol Global Management, Inc.	Ownership	100.000	Berkshire Hathaway Inc.	NO	

ANNUAL STATEMENT FOR THE YEAR 2023 OF THE General Re Life Corporation

**SCHEDULE Y**

**PART 1A - DETAIL OF INSURANCE HOLDING COMPANY SYSTEM**

1	2	3	4	5	6	7	8	9	10	11	12	13	14	15	16
Group Code	Group Name	NAIC Company Code	ID Number	Federal RSSD	CIK	Name of Securities Exchange if Publicly Traded (U.S. or International)	Names of Parent, Subsidiaries Or Affiliates	Domiciliary Location	Relationship to Reporting Entity	Directly Controlled by (Name of Entity/Person)	Type of Control (Ownership, Board, Management, Attorney-in-Fact, Influence, Other)	If Control is Ownership Provide Percentage	Ultimate Controlling Entity(ies)/Person(s)	Is an SCA Filing Required? (Yes/No)	*
			98-0398945				Lubrizon Italia S.r.l.	ITA	NIA	Lubrizon Luxembourg S.a.r.l.	Ownership	100.000	Berkshire Hathaway Inc.	NO	
			98-1021536				Lubrizon Japan Limited	JPN	NIA	Lubrizon Management UK Limited	Ownership	100.000	Berkshire Hathaway Inc.	NO	
			26-0557338				Lubrizon Korea, Inc.	KOR	NIA	Lubrizon Management UK Limited	Ownership	100.000	Berkshire Hathaway Inc.	NO	
			30-0660947				Lubrizon Life Science, Inc.	DE	NIA	Lubrizon Advanced Materials, Inc.	Ownership	100.000	Berkshire Hathaway Inc.	NO	
			98-0470798				Lubrizon Limited	GBR	NIA	Lubrizon Luxembourg S.a.r.l.	Ownership	100.000	Berkshire Hathaway Inc.	NO	
							Lubrizon Luxembourg S.a.r.l.	LUX	NIA	Lubrizon Management UK Limited	Ownership	100.000	Berkshire Hathaway Inc.	NO	
							Lubrizon Management (Shanghai) Co., Ltd.	CHN	NIA	Lubrizon Shanghai Investments II Limited	Ownership	100.000	Berkshire Hathaway Inc.	NO	
							Lubrizon Management UK Limited	GBR	NIA	Lubrizon Global Management, Inc. Limited	Ownership	100.000	Berkshire Hathaway Inc.	NO	
							Lubrizon Manufacturing India Private Limited								
							Lubrizon Manufacturing India Private Limited	IND	NIA	Lubrizon Advanced Materials, Inc.	Ownership	26.000	Berkshire Hathaway Inc.	NO	
			51-6146748				Lubrizon Overseas Trading Corporation	IND	NIA	The Lubrizon Corporation	Ownership	74.000	Berkshire Hathaway Inc.	NO	
							Lubrizon Overseas Trading Corporation & Co. KG	DE	NIA	The Lubrizon Corporation	Ownership	100.000	Berkshire Hathaway Inc.	NO	
			98-0470802				Lubrizon Overseas Trading Corporation & Co. KG	DEU	NIA	Lubrizon Luxembourg S.a.r.l.	Ownership	99.000	Berkshire Hathaway Inc.	NO	
			98-0470802				Lubrizon Overseas Trading Corporation & Co. KG	DEU	NIA	Lubrizon Overseas Trading Corporation	Ownership	1.000	Berkshire Hathaway Inc.	NO	
							Lubrizon Shanghai Investments I Limited	HKG	NIA	Lubrizon Southeast Asia (Pte.) Ltd.	Ownership	100.000	Berkshire Hathaway Inc.	NO	
							Lubrizon Shanghai Investments II Limited	HKG	NIA	Lubrizon Southeast Asia (Pte.) Ltd.	Ownership	100.000	Berkshire Hathaway Inc.	NO	
							Lubrizon South Africa (Pty.) Ltd.	ZAF	NIA	Lubrizon Adibis Holdings (UK) Limited	Ownership	99.000	Berkshire Hathaway Inc.	NO	
			98-1041251				Lubrizon South Africa (Pty.) Ltd.	ZAF	NIA	Lubrizon Canada Limited	Ownership	1.000	Berkshire Hathaway Inc.	NO	
			98-1041251				Lubrizon Southeast Asia (Pte.) Ltd.	SGP	NIA	Lubrizon Advanced Materials Europe BV	Ownership	100.000	Berkshire Hathaway Inc.	NO	
							Lubrizon Southeast Asia (Pte.) Ltd.	SGP	NIA	Lubrizon Advanced Materials Europe BV	Ownership	100.000	Berkshire Hathaway Inc.	NO	
							Lubrizon Specialty Chemicals Manufacturing (Shanghai) Co., Ltd.	CHN	NIA	Lubrizon Southeast Asia (Pte.) Ltd.	Ownership	100.000	Berkshire Hathaway Inc.	NO	
							Lubrizon Specialty Products KAZ LLP	KAZ	NIA	Flow Improvers LLC	Ownership	0.010	Berkshire Hathaway Inc.	NO	
							Lubrizon Specialty Products KAZ LLP	KAZ	NIA	LiquidPower Specialty Products Inc.	Ownership	99.990	Berkshire Hathaway Inc.	NO	
							Lubrizon Specialty Products RUS LLC	RUS	NIA	Flow Improvers LLC	Ownership	0.010	Berkshire Hathaway Inc.	NO	
							Lubrizon Specialty Products RUS LLC	RUS	NIA	LiquidPower Specialty Products Inc.	Ownership	99.990	Berkshire Hathaway Inc.	NO	
							Lubrizon Transarabian Co. Ltd.	SAU	NIA	The Lubrizon Corporation	Ownership	87.140	Berkshire Hathaway Inc.	NO	
							Lubrizon Turkey Özel Kimyasallar Yönetimi Limited Sirketi	TUR	NIA	Lubrizon Overseas Trading Corporation	Ownership	100.000	Berkshire Hathaway Inc.	NO	
			75-2827238				Luke Motor Company II, LLC	DE	NIA	Berkshire Hathaway Automotive Inc.	Ownership	81.000	Berkshire Hathaway Inc.	NO	
			37-1666592				Lutkin Bayou Drew, L.P.	MS	NIA	AHP Housing Fund 37, LLC	Ownership	99.990	Berkshire Hathaway Inc.	NO	
			86-0907173				LVN Motors, LLC	DE	NIA	Berkshire Hathaway Automotive Inc.	Ownership	78.000	Berkshire Hathaway Inc.	NO	
			86-0907173				LVN Motors, LLC	DE	NIA	BHA Minority Interest Holdco, Inc.	Ownership	18.000	Berkshire Hathaway Inc.	NO	
			37-1794122				Lyra Community Solar Gardens, LLC	MN	NIA	Geronimo Community Solar Gardens Holding Company, LLC	Ownership	100.000	Berkshire Hathaway Inc.	NO	
			47-5418219				Lyra CSG1, LLC	MN	NIA	Lyra Community Solar Gardens, LLC	Ownership	100.000	Berkshire Hathaway Inc.	NO	
			47-5429274				Lyra CSG2, LLC	MN	NIA	Lyra Community Solar Gardens, LLC	Ownership	100.000	Berkshire Hathaway Inc.	NO	
			47-5443991				Lyra CSG3, LLC	MN	NIA	Lyra Community Solar Gardens, LLC	Ownership	100.000	Berkshire Hathaway Inc.	NO	
			98-1062611				LZHS Spain, S.L.	ESP	NIA	Lubrizon Luxembourg S.a.r.l.	Ownership	100.000	Berkshire Hathaway Inc.	NO	
			74-2633184				M & C Products, Inc.	TX	NIA	McLane Company, Inc.	Ownership	100.000	Berkshire Hathaway Inc.	NO	
			20-4293805				M & M Ranch Acquisition Company, LLC	DE	NIA	M & M Ranch Holding Company, LLC	Ownership	100.000	Berkshire Hathaway Inc.	NO	
			20-4294069				M & M Ranch Holding Company, LLC	DE	NIA	Berkshire Hathaway Energy Company	Ownership	100.000	Berkshire Hathaway Inc.	NO	
			41-6007409				M T Properties, Inc.	MN	NIA	BNSF Railway Company	Ownership	43.300	Berkshire Hathaway Inc.	NO	
			26-0432240				M&M Manufacturing, Inc.	DE	NIA	Marmon Holdings, Inc.	Ownership	100.000	Berkshire Hathaway Inc.	NO	
			36-3242330				M/K Express Company LLC	DE	NIA	Marmon/Keystone LLC	Ownership	100.000	Berkshire Hathaway Inc.	NO	
			14-1789701				M2 Liability Solutions, Inc	NY	NIA	MLMIC Insurance Company	Ownership	100.000	Berkshire Hathaway Inc.	NO	
			94-1492715				Macpherson Western Tool & Supply Co., LLC	DE	NIA	ITTI Investment Holdings Inc.	Ownership	100.000	Berkshire Hathaway Inc.	NO	

ANNUAL STATEMENT FOR THE YEAR 2023 OF THE General Re Life Corporation

**SCHEDULE Y**

**PART 1A - DETAIL OF INSURANCE HOLDING COMPANY SYSTEM**

1	2	3	4	5	6	7	8	9	10	11	12	13	14	15	16
Group Code	Group Name	NAIC Company Code	ID Number	Federal RSSD	CIK	Name of Securities Exchange if Publicly Traded (U.S. or International)	Names of Parent, Subsidiaries Or Affiliates	Domiciliary Location	Relationship to Reporting Entity	Directly Controlled by (Name of Entity/Person)	Type of Control (Ownership, Board, Management, Attorney-in-Fact, Influence, Other)	If Control is Ownership Provide Percentage	Ultimate Controlling Entity(ies)/Person(s)	Is an SCA Filing Required? (Yes/No)	*
			06-1403773				Macro Retailing, LLC	DE	NIA	H. H. Brown Shoe Company, Inc.	Ownership	100.000	Berkshire Hathaway Inc.	NO	
			61-1730032				Madison Heights Phase I, LLC	WI	NIA	AHP Housing Fund 106, LLC	Ownership	99.990	Berkshire Hathaway Inc.	NO	
			30-0808783				Madison Heights Phase II, LLC	WI	NIA	AHP Housing Fund 107, LLC	Ownership	99.990	Berkshire Hathaway Inc.	NO	
							Madison Leasing, S.A. de C.V.	MEX	NIA	Marmon Transportation Services LLC	Ownership	0.002	Berkshire Hathaway Inc.	NO	
							Madison Leasing, S.A. de C.V.	MEX	NIA	Union Tank Car Company	Ownership	99.998	Berkshire Hathaway Inc.	NO	
			33-0560469				Magma Land Company I	NV	NIA	Magma Power Company	Ownership	100.000	Berkshire Hathaway Inc.	NO	
							Magma Netherlands B.V.	NLD	NIA	CalEnergy Investments C.V.	Ownership	100.000	Berkshire Hathaway Inc.	NO	
			95-3694478				Magma Power Company	NV	NIA	CE Generation, LLC	Ownership	100.000	Berkshire Hathaway Inc.	NO	
			33-0557782				Magma/Geo-83 JV	CA	NIA	Magma Power Company	Ownership	90.000	Berkshire Hathaway Inc.	NO	
			46-3098678				Magna Van Development Company, LLC	KY	NIA	R.C. Tway Company, LLC	Ownership	50.000	Berkshire Hathaway Inc.	NO	
							Magnolia Group Limited	GBR	NIA	Northampton Acquisition Limited	Ownership	100.000	Berkshire Hathaway Inc.	NO	
							Magnolia Ventures LLC	DE	NIA	Union Underwear Company, Inc.	Ownership	100.000	Berkshire Hathaway Inc.	NO	
			62-1700443				Majestic 21	FL	NIA	21st Mortgage Corporation	Ownership	50.000	Berkshire Hathaway Inc.	NO	
							Manufacturas Villanueva S. de R.L. e C.V.	HND	NIA	Union Sales, LLC	Ownership	2.000	Berkshire Hathaway Inc.	NO	
							Manufacturas Villanueva S. de R.L. e C.V.	HND	NIA	Union Underwear Company, Inc.	Ownership	98.000	Berkshire Hathaway Inc.	NO	
			27-0168957				Manufacturing Solutions of Minnesota, LLC	DE	NIA	ITTI Investment Holdings Inc.	Ownership	51.000	Berkshire Hathaway Inc.	NO	
							Manville Mexicana S.A. de C.V.	MEX	NIA	Johns Manville Corporation	Ownership	100.000	Berkshire Hathaway Inc.	NO	
			35-2534346				Mapleton Community Solar, LLC	MN	NIA	Geronimo Community Solar Gardens Holding Company, LLC	Ownership	100.000	Berkshire Hathaway Inc.	NO	
			47-4258920				Mapleton CSG1, LLC	MN	NIA	Mapleton Community Solar, LLC	Ownership	100.000	Berkshire Hathaway Inc.	NO	
			47-4267285				Mapleton CSG2, LLC	MN	NIA	Mapleton Community Solar, LLC	Ownership	100.000	Berkshire Hathaway Inc.	NO	
			35-2011822				Mapletree Transportation	IN	NIA	Forest River, Inc.	Ownership	100.000	Berkshire Hathaway Inc.	NO	
			35-2657517				Marbella Apartments, LLC	NM	NIA	AHP Housing Fund 214, LLC	Ownership	99.990	Berkshire Hathaway Inc.	NO	
							Mariah del Norte LLC	DE	NIA	FR Mariah Holdings II, LLC	Ownership	100.000	Berkshire Hathaway Inc.	NO	
			47-5342147				Marmon Aerospace & Defense LLC	DE	NIA	RSCC Wire & Cable LLC	Ownership	100.000	Berkshire Hathaway Inc.	NO	
							Marmon Beverage Technologies Espana, S.A.	ESP	NIA	Marmon Foodservice Technologies, Inc.	Ownership	100.000	Berkshire Hathaway Inc.	NO	
							Marmon Beverage Technologies Espana, S.A.	ESP	NIA	Marmon Foodservice Technologies, Inc.	Ownership	100.000	Berkshire Hathaway Inc.	NO	
			41-1506059				Marmon Beverage Technologies, Inc.	DE	NIA	Marmon Food, Beverage & Water Technologies Company LLC	Ownership	100.000	Berkshire Hathaway Inc.	NO	
			98-1041887				Marmon Construction Services (Australia) Holdings Pty Ltd.	AUS	NIA	Procrane Inc.	Ownership	100.000	Berkshire Hathaway Inc.	NO	
							Marmon Cornelius (Singapore) Pte. Ltd.	SGP	NIA	Marmon Food, Beverage & Water Technologies Company LLC	Ownership	100.000	Berkshire Hathaway Inc.	NO	
							Marmon Crane (Australia) Pty Ltd	AUS	NIA	Procrane Holdings, Inc.	Ownership	100.000	Berkshire Hathaway Inc.	NO	
			32-0023592				Marmon Crane Services, Inc.	DE	NIA	Marmon Rail Group, Inc.	Ownership	100.000	Berkshire Hathaway Inc.	NO	
			32-0023593				Marmon Distribution Services, Inc.	DE	NIA	Marmon Engineered Components Company	Ownership	100.000	Berkshire Hathaway Inc.	NO	
							Marmon Energy Italia S.r.l.	ITA	NIA	Marmon Energy Services Company	Ownership	100.000	Berkshire Hathaway Inc.	NO	
			36-4750741				Marmon Energy Services Company	DE	NIA	Marmon Holdings, Inc.	Ownership	100.000	Berkshire Hathaway Inc.	NO	
			82-0641380				Marmon Engine Controls LLC	DE	NIA	Perfection Hy-Test Company	Ownership	100.000	Berkshire Hathaway Inc.	NO	
			81-3396562				Marmon Engine Technologies LLC	DE	NIA	Perfection Hy-Test Company	Ownership	100.000	Berkshire Hathaway Inc.	NO	
							Marmon Engine Technologies Mexico, S.A. de C.V.	MEX	NIA	Marmon Engine Technologies LLC	Ownership	0.100	Berkshire Hathaway Inc.	NO	
							Marmon Engine Technologies Mexico, S.A. de C.V.	MEX	NIA	Perfection Hy-Test Company	Ownership	99.900	Berkshire Hathaway Inc.	NO	
			32-0023596				Marmon Engineered Components Company	DE	NIA	Marmon Holdings, Inc.	Ownership	100.000	Berkshire Hathaway Inc.	NO	
			30-0668855				Marmon Engineered Wire & Cable LLC	DE	NIA	Marmon Wire & Cable, Inc.	Ownership	100.000	Berkshire Hathaway Inc.	NO	
							Marmon Food Processing Italia S.r.l.	ITA	NIA	Marmon Italia S.r.l.	Ownership	100.000	Berkshire Hathaway Inc.	NO	
			46-4295495				Marmon Food, Beverage & Water Technologies Company LLC	DE	NIA	Marmon Retail Technologies Company	Ownership	100.000	Berkshire Hathaway Inc.	NO	

ANNUAL STATEMENT FOR THE YEAR 2023 OF THE General Re Life Corporation

**SCHEDULE Y**

**PART 1A - DETAIL OF INSURANCE HOLDING COMPANY SYSTEM**

1	2	3	4	5	6	7	8	9	10	11	12	13	14	15	16
Group Code	Group Name	NAIC Company Code	ID Number	Federal RSSD	CIK	Name of Securities Exchange if Publicly Traded (U.S. or International)	Names of Parent, Subsidiaries Or Affiliates	Domiciliary Location	Relationship to Reporting Entity	Directly Controlled by (Name of Entity/Person)	Type of Control (Ownership, Board, Management, Attorney-in-Fact, Influence, Other)	If Control is Ownership Provide Percentage	Ultimate Controlling Entity(ies)/Person(s)	Is an SCA Filing Required? (Yes/No)	*
							Marmon Foodservice Manufacturing s.r.o. ....	.CZE.....	NIA.....	Cornelius Deutschland GmbH .....	Ownership.....	100.000	Berkshire Hathaway Inc. ....	NO.....	
							Marmon Foodservice Technologies UK Limited ..	.GBR.....	NIA.....	Marmon Food, Beverage & Water Technologies Company LLC .....	Ownership.....	100.000	Berkshire Hathaway Inc. ....	NO.....	
							Marmon Foodservice Technologies, Europe GmbH	.DEU.....	NIA.....	Marmon Foodservice Technologies, Inc. ....	Ownership.....	100.000	Berkshire Hathaway Inc. ....	NO.....	
							Marmon Foodservice Technologies, Europe GmbH	.DEU.....	NIA.....	Marmon Foodservice Technologies, Inc. ....	Ownership.....	100.000	Berkshire Hathaway Inc. ....	NO.....	
			41-0204600				Marmon Foodservice Technologies, Inc. ....	.MN.....	NIA.....	Marmon Beverage Technologies, Inc. ....	Ownership.....	100.000	Berkshire Hathaway Inc. ....	NO.....	
			98-0109780				Marmon Group Limited, The .....	.GBR.....	NIA.....	Marmon Holdings, Inc. ....	Ownership.....	100.000	Berkshire Hathaway Inc. ....	NO.....	
			32-0023594				Marmon Highway Technologies LLC .....	.DE.....	NIA.....	Marmon Retail & Highway Technologies Company LLC .....	Ownership.....	100.000	Berkshire Hathaway Inc. ....	NO.....	
			98-0367577				Marmon Holdings Corporation .....	.CAN.....	NIA.....	Marmon Holdings, Inc. ....	Ownership.....	76.300	Berkshire Hathaway Inc. ....	NO.....	
			98-0367577				Marmon Holdings Corporation .....	.CAN.....	NIA.....	The Marmon Group of Canada Ltd. ....	Ownership.....	23.700	Berkshire Hathaway Inc. ....	NO.....	
			36-3104690				Marmon Holdings, Inc. ....	.DE.....	NIA.....	Berkshire Hathaway Inc. ....	Ownership.....	100.000	Berkshire Hathaway Inc. ....	NO.....	
			82-1091115				Marmon Industrial Services LLC .....	.DE.....	NIA.....	Marmon Crane Services, Inc. ....	Ownership.....	100.000	Berkshire Hathaway Inc. ....	NO.....	
							Marmon Industrial Water Limited .....	.CAN.....	NIA.....	Marmon Industrial Water LLC .....	Ownership.....	100.000	Berkshire Hathaway Inc. ....	NO.....	
			22-2444063				Marmon Industrial Water LLC .....	.DE.....	NIA.....	Marmon Water, Inc. ....	Ownership.....	100.000	Berkshire Hathaway Inc. ....	NO.....	
			41-1998438				Marmon Italia S.r.l. ....	.ITA.....	NIA.....	Marmon Retail Technologies Company .....	Ownership.....	100.000	Berkshire Hathaway Inc. ....	NO.....	
			41-1998438				Marmon Link Inc. ....	.DE.....	NIA.....	Marmon Foodservice Technologies, Inc. ....	Ownership.....	100.000	Berkshire Hathaway Inc. ....	NO.....	
							Marmon Link Inc. ....	.DE.....	NIA.....	Marmon Foodservice Technologies, Inc. ....	Ownership.....	100.000	Berkshire Hathaway Inc. ....	NO.....	
							Marmon Logistics Inc. ....	.CAN.....	NIA.....	Marmon Industrial Services LLC .....	Ownership.....	100.000	Berkshire Hathaway Inc. ....	NO.....	
			41-1927805				Marmon Metal Solutions, Inc. ....	.MN.....	NIA.....	Marmon Distribution Services, Inc. ....	Ownership.....	100.000	Berkshire Hathaway Inc. ....	NO.....	
			30-0759982				Marmon Rail Group, Inc. ....	.DE.....	NIA.....	Marmon Energy Services Company .....	Ownership.....	100.000	Berkshire Hathaway Inc. ....	NO.....	
			85-3830786				Marmon Railroad Services LLC .....	.DE.....	NIA.....	Marmon Transportation Services LLC .....	Ownership.....	100.000	Berkshire Hathaway Inc. ....	NO.....	
			41-1962963				Marmon Renew, Inc. ....	.DE.....	NIA.....	Marmon Foodservice Technologies, Inc. ....	Ownership.....	100.000	Berkshire Hathaway Inc. ....	NO.....	
			41-1962963				Marmon Renew, Inc. ....	.DE.....	NIA.....	Marmon Foodservice Technologies, Inc. ....	Ownership.....	100.000	Berkshire Hathaway Inc. ....	NO.....	
			37-1804635				Marmon Retail & Highway Technologies Company LLC .....	.DE.....	NIA.....	Marmon Retail Technologies Company .....	Ownership.....	100.000	Berkshire Hathaway Inc. ....	NO.....	
							Marmon Retail & Highway Technologies Company LLC .....	.DE.....	NIA.....	Marmon Retail & Highway Technologies Company LLC .....	Ownership.....	100.000	Berkshire Hathaway Inc. ....	NO.....	
			46-1377997				Marmon Retail Products, Inc. ....	.DE.....	NIA.....	Marmon Retail & Highway Technologies Company LLC .....	Ownership.....	100.000	Berkshire Hathaway Inc. ....	NO.....	
							Marmon Retail Services Asia .....	.CHN.....	NIA.....	Marmon Services Limited .....	Ownership.....	100.000	Berkshire Hathaway Inc. ....	NO.....	
			38-3923766				Marmon Retail Store Equipment LLC .....	.DE.....	NIA.....	Marmon Retail & Highway Technologies Company LLC .....	Ownership.....	100.000	Berkshire Hathaway Inc. ....	NO.....	
			36-4502888				Marmon Retail Technologies Company .....	.DE.....	NIA.....	Marmon Holdings, Inc. ....	Ownership.....	100.000	Berkshire Hathaway Inc. ....	NO.....	
							Marmon Retail Technologies Middle East DMCC .....	.ARE.....	NIA.....	Ecowater Systems Europe, N.V. ....	Ownership.....	100.000	Berkshire Hathaway Inc. ....	NO.....	
			47-5207492				Marmon Ride Control Products LLC .....	.DE.....	NIA.....	Perfection Hy-Test Company .....	Ownership.....	100.000	Berkshire Hathaway Inc. ....	NO.....	
							Marmon Safety Group, S.A. ....	.IND.....	NIA.....	Marmon Engineered Components Company .....	Ownership.....	100.000	Berkshire Hathaway Inc. ....	NO.....	
							Marmon Services Limited .....	.MUS.....	NIA.....	Marmon Holdings, Inc. ....	Ownership.....	100.000	Berkshire Hathaway Inc. ....	NO.....	
							Marmon Technologies India Private Limited. ....	.IND.....	NIA.....	Marmon Food, Beverage & Water Technologies Company LLC .....	Ownership.....	99.200	Berkshire Hathaway Inc. ....	NO.....	
							Marmon Technologies India Private Limited. ....	.IND.....	NIA.....	Marmon Retail Technologies Company .....	Ownership.....	0.800	Berkshire Hathaway Inc. ....	NO.....	
			36-4502376				Marmon Transportation Services LLC .....	.DE.....	NIA.....	Union Tank Car Company .....	Ownership.....	100.000	Berkshire Hathaway Inc. ....	NO.....	
			61-1420473				Marmon Tubing, Fittings & Wire Products, Inc. ....	.DE.....	NIA.....	Marmon Engineered Components Company .....	Ownership.....	100.000	Berkshire Hathaway Inc. ....	NO.....	
			36-4078119				Marmon Utility LLC .....	.DE.....	NIA.....	Marmon Wire & Cable, Inc. ....	Ownership.....	100.000	Berkshire Hathaway Inc. ....	NO.....	
							Marmon Water (Singapore) Pte Ltd. ....	.SGP.....	NIA.....	Marmon Water, Inc. ....	Ownership.....	100.000	Berkshire Hathaway Inc. ....	NO.....	
							Marmon Water Investments Pte. Ltd. ....	.SGP.....	NIA.....	Marmon Water (Singapore) Pte Ltd. ....	Ownership.....	100.000	Berkshire Hathaway Inc. ....	NO.....	
			37-1437580				Marmon Water, Inc. ....	.DE.....	NIA.....	Marmon Food, Beverage & Water Technologies Company LLC .....	Ownership.....	100.000	Berkshire Hathaway Inc. ....	NO.....	
			52-1045483				Marmon Wire & Cable, Inc. ....	.DE.....	NIA.....	Marmon Energy Services Company .....	Ownership.....	100.000	Berkshire Hathaway Inc. ....	NO.....	

ANNUAL STATEMENT FOR THE YEAR 2023 OF THE General Re Life Corporation

**SCHEDULE Y**

**PART 1A - DETAIL OF INSURANCE HOLDING COMPANY SYSTEM**

1	2	3	4	5	6	7	8	9	10	11	12	13	14	15	16
Group Code	Group Name	NAIC Company Code	ID Number	Federal RSSD	CIK	Name of Securities Exchange if Publicly Traded (U.S. or International)	Names of Parent, Subsidiaries Or Affiliates	Domi-ciliary Location	Relation-ship to Reporting Entity	Directly Controlled by (Name of Entity/Person)	Type of Control (Ownership, Board, Management, Attorney-in-Fact, Influence, Other)	If Control is Ownership Provide Percentage	Ultimate Controlling Entity(ies)/Person(s)	Is an SCA Filing Re-quired? (Yes/No)	*
							Marmon/Keystone Canada Inc. ....	..CAN.....	..NIA.....	Marmon Holdings Corporation .....	Ownership.....	100.000 .....	Berkshire Hathaway Inc. ....	..NO.....	
							Marmon/Keystone de Mexico S.A. de C.V. ....	..MEX.....	..NIA.....	Marmon/Keystone LLC .....	Ownership.....	99.997 .....	Berkshire Hathaway Inc. ....	..NO.....	
			25-1209534				Marmon/Keystone de Mexico S.A. de C.V. ....	..MEX.....	..NIA.....	Marmon/Keystone Services, de Mexico, S.A. de C.V. ....	Ownership.....	0.003 .....	Berkshire Hathaway Inc. ....	..NO.....	
							Marmon/Keystone LLC .....	..DE.....	..NIA.....	Marmon Distribution Services, Inc. ....	Ownership.....	100.000 .....	Berkshire Hathaway Inc. ....	..NO.....	
							Marmon/Keystone Services, de Mexico, S.A. de C.V. ....	..MEX.....	..NIA.....	Marmon/Keystone de Mexico S.A. de C.V. ....	Ownership.....	0.002 .....	Berkshire Hathaway Inc. ....	..NO.....	
							Marmon/Keystone Services, de Mexico, S.A. de C.V. ....	..MEX.....	..NIA.....	Marmon/Keystone LLC .....	Ownership.....	99.998 .....	Berkshire Hathaway Inc. ....	..NO.....	
			36-3780546				Marmon-Herrington Company .....	..DE.....	..NIA.....	Marmon Highway Technologies LLC .....	Ownership.....	100.000 .....	Berkshire Hathaway Inc. ....	..NO.....	
			46-3079580				Marshall County Associates II, LP .....	..TN.....	..NIA.....	AHP Housing Fund 142, LLC .....	Ownership.....	99.990 .....	Berkshire Hathaway Inc. ....	..NO.....	
			81-2624560				Marshall Wind Energy Holdings, LLC .....	..DE.....	..NIA.....	BHE Wind, LLC .....	Ownership.....	100.000 .....	Berkshire Hathaway Inc. ....	..NO.....	
			46-4207911				Marshall Wind Energy LLC .....	..KS.....	..NIA.....	Marshall Wind Energy Holdings, LLC .....	Ownership.....	100.000 .....	Berkshire Hathaway Inc. ....	..NO.....	
			62-1510291				Martin Pilot Joint Venture .....	..MI.....	..NIA.....	Pilot Travel Centers LLC .....	Ownership.....	50.000 .....	Berkshire Hathaway Inc. ....	..NO.....	
			52-1310102				Maryland Ventures, Inc. ....	..DE.....	..NIA.....	GEICO Corporation .....	Ownership.....	100.000 .....	Berkshire Hathaway Inc. ....	..NO.....	
							Masterfan Ventilatie B.V. ....	..NLD.....	..NIA.....	Fancom B.V. ....	Ownership.....	100.000 .....	Berkshire Hathaway Inc. ....	..NO.....	
							MATL Canada G.P. Inc. ....	..CAN.....	..NIA.....	BHE Canada Limited .....	Ownership.....	100.000 .....	Berkshire Hathaway Inc. ....	..NO.....	
							MATL Canada L.P. ....	..CAN.....	..NIA.....	BHE Canada Holdings Corporation .....	Ownership.....	99.990 .....	Berkshire Hathaway Inc. ....	..NO.....	
							MATL Canada L.P. ....	..CAN.....	..NIA.....	MATL Canada G.P. Inc. ....	Ownership.....	0.010 .....	Berkshire Hathaway Inc. ....	..NO.....	
			26-1144727				MATL LLP .....	..MT.....	..NIA.....	Montana Alberta Tie LP Inc. ....	Ownership.....	99.500 .....	Berkshire Hathaway Inc. ....	..NO.....	
			26-1144727				MATL LLP .....	..MT.....	..NIA.....	Montana Alberta Tie US Holdings GP Inc. ...	Ownership.....	0.500 .....	Berkshire Hathaway Inc. ....	..NO.....	
			98-0433155				Maya Apparel, Limitada, de C.V. ....	..SLV.....	..NIA.....	Union Sales, LLC. ....	Ownership.....	1.000 .....	Berkshire Hathaway Inc. ....	..NO.....	
			98-0433155				Maya Apparel, Limitada, de C.V. ....	..SLV.....	..NIA.....	Union Underwear Company, Inc. ....	Ownership.....	99.000 .....	Berkshire Hathaway Inc. ....	..NO.....	
			47-3443043				MBSABH Motors LLC .....	..DE.....	..NIA.....	Berkshire Hathaway Automotive Inc. ....	Ownership.....	96.000 .....	Berkshire Hathaway Inc. ....	..NO.....	
			75-1070651				McCarty-Hull Cigar Company, Inc. ....	..TX.....	..NIA.....	McLane Company, Inc. ....	Ownership.....	100.000 .....	Berkshire Hathaway Inc. ....	..NO.....	
			98-1453643				MCGILL ENGINEERING INDIA PRIVATE LTD .....	..IND.....	..NIA.....	W&W-AFCO Steel LLC .....	Ownership.....	99.990 .....	Berkshire Hathaway Inc. ....	..NO.....	
			98-1453643				MCGILL ENGINEERING INDIA PRIVATE LTD .....	..IND.....	..NIA.....	WWEPL Holdings Corp. ....	Ownership.....	0.010 .....	Berkshire Hathaway Inc. ....	..NO.....	
							McKay Sterling Crane Ltd. ....	..CAN.....	..NIA.....	Procrane Inc. ....	Ownership.....	49.000 .....	Berkshire Hathaway Inc. ....	..NO.....	
			36-4117519				McKenzie Valve & Machining LLC .....	..DE.....	..NIA.....	Marmon Transportation Services LLC .....	Ownership.....	100.000 .....	Berkshire Hathaway Inc. ....	..NO.....	
							McLane Austell, LLC .....	..GA.....	..NIA.....	Empire Distributors, Inc. ....	Ownership.....	100.000 .....	Berkshire Hathaway Inc. ....	..NO.....	
			35-2343538				McLane Beverage Distribution, Inc. ....	..TX.....	..NIA.....	McLane Beverage Holding, Inc. ....	Ownership.....	100.000 .....	Berkshire Hathaway Inc. ....	..NO.....	
			35-2343540				McLane Beverage Holding, Inc. ....	..TX.....	..NIA.....	McLane Company, Inc. ....	Ownership.....	100.000 .....	Berkshire Hathaway Inc. ....	..NO.....	
			74-1478631				McLane Company, Inc. ....	..TX.....	..NIA.....	Berkshire Hathaway Inc. ....	Ownership.....	100.000 .....	Berkshire Hathaway Inc. ....	..NO.....	
			74-2301016				McLane Eastern, Inc. ....	..TX.....	..NIA.....	McLane Company, Inc. ....	Ownership.....	100.000 .....	Berkshire Hathaway Inc. ....	..NO.....	
			20-1441131				McLane Express, Inc. ....	..TX.....	..NIA.....	McLane Company, Inc. ....	Ownership.....	100.000 .....	Berkshire Hathaway Inc. ....	..NO.....	
			86-0624477				McLane Foods, Inc. ....	..TX.....	..NIA.....	McLane Company, Inc. ....	Ownership.....	100.000 .....	Berkshire Hathaway Inc. ....	..NO.....	
			56-1177692				McLane Foodservice Distribution, Inc. ....	..NC.....	..NIA.....	McLane Company, Inc. ....	Ownership.....	100.000 .....	Berkshire Hathaway Inc. ....	..NO.....	
			74-2968584				McLane Foodservice, Inc. ....	..TX.....	..NIA.....	McLane Company, Inc. ....	Ownership.....	100.000 .....	Berkshire Hathaway Inc. ....	..NO.....	
			92-1151136				McLane Interstate Warehouse, Inc. ....	..TX.....	..NIA.....	McLane Company, Inc. ....	Ownership.....	100.000 .....	Berkshire Hathaway Inc. ....	..NO.....	
			74-2647017				McLane Mid-Atlantic, Inc. ....	..TX.....	..NIA.....	McLane Company, Inc. ....	Ownership.....	100.000 .....	Berkshire Hathaway Inc. ....	..NO.....	
			74-2540418				McLane Midwest, Inc. ....	..TX.....	..NIA.....	McLane Company, Inc. ....	Ownership.....	100.000 .....	Berkshire Hathaway Inc. ....	..NO.....	
			33-0995917				McLane Minnesota, Inc. ....	..TX.....	..NIA.....	McLane Company, Inc. ....	Ownership.....	100.000 .....	Berkshire Hathaway Inc. ....	..NO.....	
			74-2887700				McLane Network Solutions, Inc. ....	..TX.....	..NIA.....	McLane Company, Inc. ....	Ownership.....	100.000 .....	Berkshire Hathaway Inc. ....	..NO.....	
			75-3095658				McLane New Jersey, Inc. ....	..DE.....	..NIA.....	McLane Company, Inc. ....	Ownership.....	100.000 .....	Berkshire Hathaway Inc. ....	..NO.....	
							McLane Ocala, LLC .....	..FL.....	..NIA.....	McLane Suneast, Inc. ....	Ownership.....	100.000 .....	Berkshire Hathaway Inc. ....	..NO.....	
			47-5030627				McLane Ohio, Inc. ....	..TX.....	..NIA.....	McLane Company, Inc. ....	Ownership.....	100.000 .....	Berkshire Hathaway Inc. ....	..NO.....	
			64-0244270				McLane Southern, Inc. ....	..MS.....	..NIA.....	McLane Company, Inc. ....	Ownership.....	100.000 .....	Berkshire Hathaway Inc. ....	..NO.....	
			74-2374048				McLane Suneast, Inc. ....	..TX.....	..NIA.....	McLane Company, Inc. ....	Ownership.....	100.000 .....	Berkshire Hathaway Inc. ....	..NO.....	
			74-2905523				McLane Tri-States, Inc. ....	..AL.....	..NIA.....	McLane Company, Inc. ....	Ownership.....	100.000 .....	Berkshire Hathaway Inc. ....	..NO.....	

ANNUAL STATEMENT FOR THE YEAR 2023 OF THE General Re Life Corporation

**SCHEDULE Y**  
**PART 1A - DETAIL OF INSURANCE HOLDING COMPANY SYSTEM**

1	2	3	4	5	6	7	8	9	10	11	12	13	14	15	16
Group Code	Group Name	NAIC Company Code	ID Number	Federal RSSD	CIK	Name of Securities Exchange if Publicly Traded (U.S. or International)	Names of Parent, Subsidiaries Or Affiliates	Domiciliary Location	Relationship to Reporting Entity	Directly Controlled by (Name of Entity/Person)	Type of Control (Ownership, Board, Management, Attorney-in-Fact, Influence, Other)	If Control is Ownership Provide Percentage	Ultimate Controlling Entity(ies)/Person(s)	Is an SCA Filing Required? (Yes/No)	*
			84-0680412				McLane Western, Inc.	CO	NIA	McLane Company, Inc.	Ownership	100.000	Berkshire Hathaway Inc.	NO	
			26-3691226				McLeansboro Properties, L.P.	IL	NIA	AHP Housing Fund 42, LLC	Ownership	99.990	Berkshire Hathaway Inc.	NO	
			26-2170637				MCVT Motors, LLC	DE	NIA	Berkshire Hathaway Automotive Inc.	Ownership	86.000	Berkshire Hathaway Inc.	NO	
			27-3776296				MWilliams Forge Company	DE	NIA	Wyman-Gordon Forgings, Inc.	Ownership	100.000	Berkshire Hathaway Inc.	NO	
			38-3870060				Meadows / Collins, L.P.	MS	NIA	AHP Housing Fund 38, LLC	Ownership	99.990	Berkshire Hathaway Inc.	NO	
			30-0848947				Meadowview Excelsior Springs, LP	MO	NIA	AHP Housing Fund 143, LLC	Ownership	98.990	Berkshire Hathaway Inc.	NO	
			35-1680543				Medical Protective Finance Corporation	IN	NIA	MedPro Group Inc	Ownership	100.000	Berkshire Hathaway Inc.	NO	
			35-1620927				MedPro Group Inc	IN	NIA	Columbia Insurance Company	Ownership	100.000	Berkshire Hathaway Inc.	NO	
			35-1721132				MedPro Insurance Services, LLC	IN	NIA	The Medical Protective Company	Ownership	100.000	Berkshire Hathaway Inc.	NO	
			26-3419943				MedPro Risk Retention Services, Inc.	IN	NIA	MedPro Group Inc	Ownership	100.000	Berkshire Hathaway Inc.	NO	
0031	Berkshire Hathaway Group	13589	26-4202047				MedPro RRG Risk Retention Group	DC	IA	MedPro Group Inc	Ownership	100.000	Berkshire Hathaway Inc.	NO	
			03-0397929				Megawood Mouldings Pty Ltd.	AUS	NIA	Larson-Juhl Australia	Ownership	100.000	Berkshire Hathaway Inc.	NO	
							MEHC Investment, Inc.	SD	NIA	Berkshire Hathaway Energy Company	Ownership	100.000	Berkshire Hathaway Inc.	NO	
							Merendon Power Plant S.A.	HND	NIA	Cumberland Asset Management, Inc.	Ownership	1.000	Berkshire Hathaway Inc.	NO	
							Merendon Power Plant S.A.	HND	NIA	Russell Brands, LLC	Ownership	99.000	Berkshire Hathaway Inc.	NO	
			74-2349308				Merit Distribution Services, Inc.	TX	NIA	McLane Company, Inc.	Ownership	100.000	Berkshire Hathaway Inc.	NO	
			46-2573884				MES Holding, LLC	DE	NIA	BHE Renewables, LLC	Ownership	100.000	Berkshire Hathaway Inc.	NO	
			26-0563717				Metalac Fasteners, Inc.	OR	NIA	Precision Castparts Corp.	Ownership	100.000	Berkshire Hathaway Inc.	NO	
							Metalac SPS Industria E Comercio Ltda.	BRA	NIA	SPS International Investment Company	Ownership	100.000	Berkshire Hathaway Inc.	NO	
							Metaor Metal Injection Industries Ltd.	ISR	NIA	Iscar Ltd.	Ownership	100.000	Berkshire Hathaway Inc.	NO	
			90-0529594				Meteorcomm, LLC	DE	NIA	BNSF Communications, Inc.	Ownership	25.000	Berkshire Hathaway Inc.	NO	
			45-4532478				Metro Auto Auction Dallas, LLC	DE	NIA	Berkshire Hathaway Automotive Inc.	Ownership	96.000	Berkshire Hathaway Inc.	NO	
			20-2347995				Metro Auto Auction, LLC	DE	NIA	Berkshire Hathaway Automotive Inc.	Ownership	86.000	Berkshire Hathaway Inc.	NO	
			20-2347995				Metro Auto Auction, LLC	DE	NIA	BHA Minority Interest Holdco, Inc.	Ownership	10.000	Berkshire Hathaway Inc.	NO	
			54-1185624				Metro Referral Associates, Inc.	VA	NIA	The Long & Foster Companies, Inc.	Ownership	100.000	Berkshire Hathaway Inc.	NO	
			43-1672397				Metro Referrals, LLC	MO	NIA	HomeServices of Mokane, LLC	Ownership	100.000	Berkshire Hathaway Inc.	NO	
			58-2428881				Meyn America, LLC	GA	NIA	Meyn, LLC	Ownership	100.000	Berkshire Hathaway Inc.	NO	
							Meyn Asia Co. Ltd.	THA	NIA	Meyn Beheer B.V.	Ownership	49.000	Berkshire Hathaway Inc.	NO	
							Meyn Beheer B.V.	NLD	NIA	Meyn Holding B.V.	Ownership	100.000	Berkshire Hathaway Inc.	NO	
							Meyn Beijing Trading Company, Ltd.	CHN	NIA	Meyn Beheer B.V.	Ownership	100.000	Berkshire Hathaway Inc.	NO	
							Meyn Canada Inc.	CAN	NIA	Meyn Beheer B.V.	Ownership	100.000	Berkshire Hathaway Inc.	NO	
							Meyn do Brasil Ltda.	BRA	NIA	Meyn Beheer B.V.	Ownership	99.000	Berkshire Hathaway Inc.	NO	
							Meyn do Brasil Ltda.	BRA	NIA	Meyn Food Processing Technology B.V.	Ownership	1.000	Berkshire Hathaway Inc.	NO	
							Meyn Food Equipment Iberica S.A.	ESP	NIA	Meyn Beheer B.V.	Ownership	100.000	Berkshire Hathaway Inc.	NO	
							Meyn Food Processing Technology B.V.	NLD	NIA	Meyn Beheer B.V.	Ownership	100.000	Berkshire Hathaway Inc.	NO	
							Meyn Food Processing Technology de Mexico S. de R.L. de C.V.	MEX	NIA	Meyn Beheer B.V.	Ownership	99.970	Berkshire Hathaway Inc.	NO	
							Meyn Food Processing Technology de Mexico S. de R.L. de C.V.	MEX	NIA	Meyn Food Processing Technology B.V.	Ownership	0.030	Berkshire Hathaway Inc.	NO	
							Meyn France S.a.r.l.	FRA	NIA	Meyn Beheer B.V.	Ownership	100.000	Berkshire Hathaway Inc.	NO	
							Meyn Holding B.V.	NLD	NIA	Chore-Time Brock Holding B.V.	Ownership	100.000	Berkshire Hathaway Inc.	NO	
							Meyn India Private Limited	IND	NIA	Meyn Beheer B.V.	Ownership	99.000	Berkshire Hathaway Inc.	NO	
							Meyn India Private Limited	IND	NIA	Meyn Food Processing Technology B.V.	Ownership	1.000	Berkshire Hathaway Inc.	NO	
							Meyn Italy S.R.L.	ITA	NIA	Meyn Beheer B.V.	Ownership	100.000	Berkshire Hathaway Inc.	NO	
							Meyn Polska Sp.Zoo	POL	NIA	Meyn Beheer B.V.	Ownership	100.000	Berkshire Hathaway Inc.	NO	
			58-2445214				Meyn, LLC	GA	NIA	CTB, Inc. ("CTB")	Ownership	100.000	Berkshire Hathaway Inc.	NO	
			81-3702744				MFS Fleet, Inc.	TX	NIA	McLane Company, Inc.	Ownership	100.000	Berkshire Hathaway Inc.	NO	
			62-1782394				MH Site Construction, Inc.	TN	NIA	CMH Capital, Inc.	Ownership	100.000	Berkshire Hathaway Inc.	NO	
			42-1451822				MHC Inc.	IA	NIA	MidAmerican Funding, LLC	Ownership	100.000	Berkshire Hathaway Inc.	NO	



ANNUAL STATEMENT FOR THE YEAR 2023 OF THE General Re Life Corporation

**SCHEDULE Y**  
**PART 1A - DETAIL OF INSURANCE HOLDING COMPANY SYSTEM**

1	2	3	4	5	6	7	8	9	10	11	12	13	14	15	16
Group Code	Group Name	NAIC Company Code	ID Number	Federal RSSD	CIK	Name of Securities Exchange if Publicly Traded (U.S. or International)	Names of Parent, Subsidiaries Or Affiliates	Domiciliary Location	Relationship to Reporting Entity	Directly Controlled by (Name of Entity/Person)	Type of Control (Ownership, Board, Management, Attorney-in-Fact, Influence, Other)	If Control is Ownership Provide Percentage	Ultimate Controlling Entity(ies)/Person(s)	Is an SCA Filing Required? (Yes/No)	*
			91-1862300				MHC Investment Company	SD	NIA	Midwest Capital Group, Inc.	Ownership	100.000	Berkshire Hathaway Inc.	NO	
			20-8038410				Miami Tower, LLC	FL	NIA	WPLG, Inc.	Ownership	50.000	Berkshire Hathaway Inc.	NO	
			32-0501168				Michigan City RCF LP	IN	NIA	AHP Housing Fund 157, LLC	Ownership	99.990	Berkshire Hathaway Inc.	NO	
			75-3086908				MicroAire Surgical Instruments LLC	DE	NIA	Colson Medical, LLC	Ownership	100.000	Berkshire Hathaway Inc.	NO	
			48-0993844				Mid-America Referral Network, Inc.	KS	NIA	Reece & Nichols Realtors, Inc.	Ownership	100.000	Berkshire Hathaway Inc.	NO	
			46-4080723				MidAmerican Central California Transco, LLC	DE	NIA	California Utility HoldCo, LLC	Ownership	50.000	Berkshire Hathaway Inc.	NO	
			42-1425214				MidAmerican Energy Company	IA	NIA	MHC Inc.	Ownership	100.000	Berkshire Hathaway Inc.	NO	
			41-2068177				MidAmerican Energy Machining Services LLC	DE	NIA	BHE Pipeline Group, LLC	Ownership	100.000	Berkshire Hathaway Inc.	NO	
			47-3311411				MidAmerican Energy Services, LLC	DE	NIA	MES Holding, LLC	Ownership	100.000	Berkshire Hathaway Inc.	NO	
			47-0819200				MidAmerican Funding, LLC	IA	NIA	Berkshire Hathaway Energy Company	Ownership	100.000	Berkshire Hathaway Inc.	NO	
							MidAmerican Geothermal Development Corporation	DE	NIA	BHE Geothermal, LLC	Ownership	100.000	Berkshire Hathaway Inc.	NO	
			52-2353098				MidAmerican Wind Tax Equity Holdings, LLC	DE	NIA	BHE Wind, LLC	Ownership	100.000	Berkshire Hathaway Inc.	NO	
			47-2511435				Midland Escrow Services, Inc.	IA	NIA	Iowa Realty Co., Inc.	Ownership	100.000	Berkshire Hathaway Inc.	NO	
			42-1309189				Midlands PowerGrid Limited	GBR	NIA	Northern Electric plc.	Ownership	100.000	Berkshire Hathaway Inc.	NO	
			54-1274932				Mid-States Title Insurance Agency, LLC	VA	NIA	The Long & Foster Companies, Inc.	Ownership	100.000	Berkshire Hathaway Inc.	NO	
			86-0202697				Midway Chevrolet Company I, LLC	DE	NIA	Berkshire Hathaway Automotive Inc.	Ownership	86.000	Berkshire Hathaway Inc.	NO	
			86-0850437				Midway Holdings I, LLC	DE	NIA	Berkshire Hathaway Automotive Inc.	Ownership	93.000	Berkshire Hathaway Inc.	NO	
			42-1305011				Midwest Capital Group, Inc.	IA	NIA	MHC Inc.	Ownership	100.000	Berkshire Hathaway Inc.	NO	
			45-3155724				Midwest Power Transmission Iowa, LLC	DE	NIA	BHE U.S. Transmission, LLC	Ownership	100.000	Berkshire Hathaway Inc.	NO	
			47-1043706				Midwest Power Transmission Texas, LLC	DE	NIA	BHE U.S. Transmission, LLC	Ownership	100.000	Berkshire Hathaway Inc.	NO	
			45-5339848				Midwest Preferred Realty, Inc.	IN	NIA	HomeServices of Minnesota, LLC	Ownership	100.000	Berkshire Hathaway Inc.	NO	
			20-8337450				Midwest Realty Ventures, LLC	IL	NIA	HomeServices of Illinois, LLC	Ownership	100.000	Berkshire Hathaway Inc.	NO	
			75-2453553				Midwest/Northwest Properties Inc.	DE	NIA	BNSF Railway Company	Ownership	100.000	Berkshire Hathaway Inc.	NO	
			30-1293112				Milepost Insurance Agency LLC	NE	NIA	Ringwalt & Liesche Co.	Ownership	100.000	Berkshire Hathaway Inc.	NO	
			37-0981664				Miles Chevrolet, LLC	DE	NIA	Berkshire Hathaway Automotive Inc.	Ownership	96.000	Berkshire Hathaway Inc.	NO	
							Miller Sage Holdings Inc.	MI	NIA	MiTek Inc.	Ownership	100.000	Berkshire Hathaway Inc.	NO	
			98-1640315				Millfont Limited	IRL	NIA	Anchorbuoy Ltd	Ownership	100.000	Berkshire Hathaway Inc.	NO	
			80-0968965				Mills Creek Crossing, LP	GA	NIA	AHP Housing Fund 235, LLC	Ownership	98.990	Berkshire Hathaway Inc.	NO	
			80-0968965				Mills Creek Crossing, LP	GA	NIA	AHP SLP LLC	Ownership	0.000	Berkshire Hathaway Inc.	NO	
			41-1671641				Mindware Corporation	IN	NIA	OTC Brands, Inc.	Ownership	100.000	Berkshire Hathaway Inc.	NO	
							Minneapolis Leased Housing Associates IV, Limited Partnership	MN	NIA	AHP Housing Fund 53, LLC	Ownership	99.990	Berkshire Hathaway Inc.	NO	
			45-1798638				Miraflores Apartments LLC	AZ	NIA	AHP Housing Fund 84, LLC	Ownership	99.990	Berkshire Hathaway Inc.	NO	
			90-1019300				Mishawaka RCF LP	IN	NIA	AHP Housing Fund 179, LLC	Ownership	99.990	Berkshire Hathaway Inc.	NO	
			82-0620959				Mission Twin Oaks LP	TX	NIA	AHP Housing Fund 171, LLC	Ownership	99.990	Berkshire Hathaway Inc.	NO	
			81-5469311				MiTek Australia Ltd.	AUS	NIA	MiTek Inc.	Ownership	100.000	Berkshire Hathaway Inc.	NO	
							MiTek Canada, Inc.	CAN	NIA	MiTek Inc.	Ownership	100.000	Berkshire Hathaway Inc.	NO	
							MiTek Finland OY	FIN	NIA	MiTek Inc.	Ownership	100.000	Berkshire Hathaway Inc.	NO	
			51-0313536				MiTek Holdings, Inc.	DE	NIA	MiTek Industries, Inc.	Ownership	100.000	Berkshire Hathaway Inc.	NO	
			43-1531931				MiTek Inc.	MO	NIA	MiTek Holdings, Inc.	Ownership	100.000	Berkshire Hathaway Inc.	NO	
							MiTek Industries A.B.	SWE	NIA	MiTek Inc.	Ownership	100.000	Berkshire Hathaway Inc.	NO	
							MiTek Industries GmbH	DEU	NIA	MiTek Inc.	Ownership	100.000	Berkshire Hathaway Inc.	NO	
							MiTek Industries Ltd.	GBR	NIA	MiTek Inc.	Ownership	100.000	Berkshire Hathaway Inc.	NO	
							MiTek Industries o.o.o.	RUS	NIA	MiTek Holdings, Inc.	Ownership	100.000	Berkshire Hathaway Inc.	NO	
			95-4871586				MiTek Industries, Inc.	DE	NIA	Berkshire Hathaway Inc.	Ownership	99.810	Berkshire Hathaway Inc.	NO	
							MiTek Industries, Polska	POL	NIA	MiTek Industries Ltd.	Ownership	100.000	Berkshire Hathaway Inc.	NO	
							MiTek Industries, S.A.S.	FRA	NIA	MiTek Inc.	Ownership	100.000	Berkshire Hathaway Inc.	NO	
							MiTek Industries, SRO	CZE	NIA	MiTek Inc.	Ownership	100.000	Berkshire Hathaway Inc.	NO	

ANNUAL STATEMENT FOR THE YEAR 2023 OF THE General Re Life Corporation

**SCHEDULE Y**  
**PART 1A - DETAIL OF INSURANCE HOLDING COMPANY SYSTEM**

1	2	3	4	5	6	7	8	9	10	11	12	13	14	15	16
Group Code	Group Name	NAIC Company Code	ID Number	Federal RSSD	CIK	Name of Securities Exchange if Publicly Traded (U.S. or International)	Names of Parent, Subsidiaries Or Affiliates	Domi-ciliary Location	Relation-ship to Reporting Entity	Directly Controlled by (Name of Entity/Person)	Type of Control (Ownership, Board, Management, Attorney-in-Fact, Influence, Other)	If Control is Ownership Provide Percentage	Ultimate Controlling Entity(ies)/Person(s)	Is an SCA Filing Re-quired? (Yes/No)	*
							MiTek Japan Co. Ltd	JPN	NIA	MiTek Inc.	Ownership	100.000	Berkshire Hathaway Inc.	NO	
							MiTek Mezzanine Systems Ltd.	GBR	NIA	MiTek Inc.	Ownership	100.000	Berkshire Hathaway Inc.	NO	
							MiTek New Zealand Ltd.	NZL	NIA	MiTek Inc.	Ownership	100.000	Berkshire Hathaway Inc.	NO	
							MiTek South Africa Pty Ltd.	ZAF	NIA	MiTek Inc.	Ownership	100.000	Berkshire Hathaway Inc.	NO	
							MiTek UK Trustees Ltd.	GBR	NIA	MiTek Industries Ltd.	Ownership	100.000	Berkshire Hathaway Inc.	NO	
							MiTek Vietnam Co. Ltd	VNM	NIA	Platinum Global Services Pty Ltd	Ownership	100.000	Berkshire Hathaway Inc.	NO	
			46-4344108				Mixed Income 2, LLC	NV	NIA	AHP Housing Fund 58, LLC	Ownership	99.990	Berkshire Hathaway Inc.	NO	
			45-1767288				Mixed Income, LLC	NV	NIA	AHP Housing Fund 26, LLC	Ownership	99.990	Berkshire Hathaway Inc.	NO	
			93-4087589				MLK 2 Associates MTE, LLC	DE	NIA	KCIC LIHTC 10 LLC	Ownership	100.000	Berkshire Hathaway Inc.	NO	
.0031	Berkshire Hathaway Group	34231	14-1584861				MLMIC Insurance Company	NY	IA	National Indemnity Company	Ownership	100.000	Berkshire Hathaway Inc.	NO	
			13-5471800				MLMIC Services, Inc.	NY	NIA	MLMIC Insurance Company	Ownership	100.000	Berkshire Hathaway Inc.	NO	
			82-3625237				Modular LNG Holdings, Inc.	VA	NIA	BHE GT&S, LLC	Ownership	100.000	Berkshire Hathaway Inc.	NO	
			34-0894486				Mold Masters Intl. LLC	OH	NIA	PCC Airfoils LLC	Ownership	100.000	Berkshire Hathaway Inc.	NO	
			27-0819161				Montana Alberta Tie LP Inc.	MT	NIA	Montana Alberta Tie US Holdings GP Inc.	Ownership	100.000	Berkshire Hathaway Inc.	NO	
			27-0818912				Montana Alberta Tie US Holdings GP Inc.	MT	NIA	BHE U.S. Transmission, LLC	Ownership	100.000	Berkshire Hathaway Inc.	NO	
			45-5200500				Montana Retail Properties, Inc.	CA	NIA	MS Property Company	Ownership	100.000	Berkshire Hathaway Inc.	NO	
			98-0561662				Monte Cristo Apparel, Ltda.	SLV	NIA	Union Sales, LLC	Ownership	1.000	Berkshire Hathaway Inc.	NO	
			98-0561662				Monte Cristo Apparel, Ltda.	SLV	NIA	Union Underwear Company, Inc.	Ownership	99.000	Berkshire Hathaway Inc.	NO	
							Morgan Community Solar, LLC	MN	NIA	Geronimo Community Solar Gardens Holding Company, LLC	Ownership	100.000	Berkshire Hathaway Inc.	NO	
							Morgan CSG1, LLC	MN	NIA	Morgan Community Solar, LLC	Ownership	100.000	Berkshire Hathaway Inc.	NO	
							Morgan CSG2, LLC	MN	NIA	Morgan Community Solar, LLC	Ownership	100.000	Berkshire Hathaway Inc.	NO	
							Morgan CSG3, LLC	MN	NIA	Morgan Community Solar, LLC	Ownership	100.000	Berkshire Hathaway Inc.	NO	
			36-4003514				Morgantown- National Supply, Inc.	DE	NIA	transition holdings, LLC	Ownership	100.000	Berkshire Hathaway Inc.	NO	
							Morse Production Limited Liability Company	RUS	NIA	IMC International Metalworking Companies Inc.	Ownership	100.000	Berkshire Hathaway Inc.	NO	
			92-1188544				Morton Bay Geothermal LLC	DE	NIA	Magma Power Company	Ownership	100.000	Berkshire Hathaway Inc.	NO	
			30-0842526				Morton Senior Residence, LLC	IL	NIA	AHP Housing Fund 89, LLC	Ownership	99.990	Berkshire Hathaway Inc.	NO	
.0031	Berkshire Hathaway Group	26522	23-1575334				Mount Vernon Fire Insurance Company	NE	IA	United States Liability Insurance Company	Ownership	100.000	Berkshire Hathaway Inc.	NO	
.0031	Berkshire Hathaway Group	14420	45-5343535				Mount Vernon Specialty Insurance Company	NE	IA	United States Liability Insurance Company	Ownership	100.000	Berkshire Hathaway Inc.	NO	
			98-1010252				Mouser (Shanghai) Electronics Trading Co. Ltd.	CHN	NIA	Mouser Electronics, Inc.	Ownership	100.000	Berkshire Hathaway Inc.	NO	
							Mouser Electronics (Canada), Inc	CAN	NIA	Mouser Electronics, Inc.	Ownership	100.000	Berkshire Hathaway Inc.	NO	
			98-0679141				Mouser Electronics (France) SARL	FRA	NIA	Mouser Electronics, Inc.	Ownership	100.000	Berkshire Hathaway Inc.	NO	
			98-057337				Mouser Electronics (Hong Kong) Limited	HKG	NIA	Mouser Electronics, Inc.	Ownership	100.000	Berkshire Hathaway Inc.	NO	
			98-1104357				Mouser Electronics (India) Private Ltd	IND	NIA	Mouser Electronics, Inc.	Ownership	100.000	Berkshire Hathaway Inc.	NO	
							Mouser Electronics Czech sro	CZE	NIA	Mouser Electronics, Inc.	Ownership	100.000	Berkshire Hathaway Inc.	NO	
			98-1150369				Mouser Electronics Italy SRL	ITA	NIA	Mouser Electronics, Inc.	Ownership	100.000	Berkshire Hathaway Inc.	NO	
			98-1313763				Mouser Electronics Korea Limited Company	KOR	NIA	Mouser Electronics, Inc.	Ownership	100.000	Berkshire Hathaway Inc.	NO	
							Mouser Electronics Lithuania UAB	LTU	NIA	Mouser Electronics, Inc.	Ownership	100.000	Berkshire Hathaway Inc.	NO	
			98-1253609				Mouser Electronics Netherlands B.V.	NLD	NIA	Mouser Electronics, Inc.	Ownership	100.000	Berkshire Hathaway Inc.	NO	
			98-1360880				Mouser Electronics Nordic AB	SWE	NIA	Mouser Electronics, Inc.	Ownership	100.000	Berkshire Hathaway Inc.	NO	
			98-0520966				Mouser Electronics PTE LTD	SGP	NIA	Mouser Electronics, Inc.	Ownership	100.000	Berkshire Hathaway Inc.	NO	
			98-0667713				Mouser Electronics S DE RL DE CV	MEX	NIA	CJE II	Ownership	0.010	Berkshire Hathaway Inc.	NO	
			98-0667713				Mouser Electronics S DE RL DE CV	MEX	NIA	Mouser Electronics, Inc.	Ownership	99.990	Berkshire Hathaway Inc.	NO	
			98-1264381				Mouser Electronics Spain SL	ESP	NIA	Mouser Electronics, Inc.	Ownership	100.000	Berkshire Hathaway Inc.	NO	
							Mouser Electronics Taiwan Company Ltd- Preparatory Office	TWN	NIA	Mouser Electronics, Inc.	Ownership	100.000	Berkshire Hathaway Inc.	NO	
							Mouser Electronics Vietnam Co Ltd	VNM	NIA	Mouser Electronics, Inc.	Ownership	100.000	Berkshire Hathaway Inc.	NO	
			61-1520598				Mouser Electronics, Inc.	DE	NIA	TTI, Inc.	Ownership	100.000	Berkshire Hathaway Inc.	NO	

ANNUAL STATEMENT FOR THE YEAR 2023 OF THE General Re Life Corporation

SCHEDULE Y

PART 1A - DETAIL OF INSURANCE HOLDING COMPANY SYSTEM

1	2	3	4	5	6	7	8	9	10	11	12	13	14	15	16
Group Code	Group Name	NAIC Company Code	ID Number	Federal RSSD	CIK	Name of Securities Exchange if Publicly Traded (U.S. or International)	Names of Parent, Subsidiaries Or Affiliates	Domiciliary Location	Relationship to Reporting Entity	Directly Controlled by (Name of Entity/Person)	Type of Control (Ownership, Board, Management, Attorney-in-Fact, Influence, Other)	If Control is Ownership Provide Percentage	Ultimate Controlling Entity(ies)/Person(s)	Is an SCA Filing Required? (Yes/No)	*
			98-1219362				Mouser Japan Godo Kaisha	JPN	NIA	Mouser Electronics, Inc.	Ownership	100.000	Berkshire Hathaway Inc.	NO	
			36-4876855				Mouser JV 1, Inc	DE	NIA	Mouser Electronics, Inc.	Ownership	100.000	Berkshire Hathaway Inc.	NO	
			35-2603357				Mouser JV 2, Inc	DE	NIA	Mouser Electronics, Inc.	Ownership	96.000	Berkshire Hathaway Inc.	NO	
			35-2603357				Mouser JV 2, Inc	DE	NIA	Mouser JV 1, Inc	Ownership	4.000	Berkshire Hathaway Inc.	NO	
			48-0882412				Mouser Poland Sp. 200	POL	NIA	Mouser Electronics, Inc.	Ownership	100.000	Berkshire Hathaway Inc.	NO	
			76-0412052				MPP Co., Inc.	KS	NIA	Van Enterprises, Inc.	Ownership	100.000	Berkshire Hathaway Inc.	NO	
							MPP Pipeline Corporation	DE	NIA	The Lubrizol Corporation	Ownership	100.000	Berkshire Hathaway Inc.	NO	
							MRC Components GmbH & Co. KG	DEU	NIA	RFMW Europe Limited	Ownership	100.000	Berkshire Hathaway Inc.	NO	
							MRC Gigacom GmbH & Co KG	DEU	NIA	RFMW Europe Limited	Ownership	100.000	Berkshire Hathaway Inc.	NO	
			95-4363469				MS Property Company	CA	NIA	Berkshire Hathaway Inc.	Ownership	100.000	Berkshire Hathaway Inc.	NO	
			83-4363589				Mt. Pentelicus MT, LLC	DE	NIA	AHP Housing Fund 189, LLC	Ownership	99.000	Berkshire Hathaway Inc.	NO	
			62-1666835				M-Tech International, Inc	DE	NIA	CTB Technology Holding Inc	Ownership	75.000	Berkshire Hathaway Inc.	NO	
			47-1415608				MTL Canyon Holdings, LLC	DE	NIA	BHE U.S. Transmission, LLC	Ownership	100.000	Berkshire Hathaway Inc.	NO	
			35-2566958				Muncie RCF LP	IN	NIA	AHP Housing Fund 141, LLC	Ownership	99.990	Berkshire Hathaway Inc.	NO	
							Mungo Homes Coastal Division Properties, LLC								
			16-1643530					SC	NIA	Clayton Properties Group, Inc.	Ownership	100.000	Berkshire Hathaway Inc.	NO	
			58-2354166				Mungo Homes Properties, LLC	SC	NIA	Clayton Properties Group, Inc.	Ownership	100.000	Berkshire Hathaway Inc.	NO	
			27-4949464				Mungo Homes Realty, LLC	GA	NIA	Clayton Properties Group, Inc.	Ownership	100.000	Berkshire Hathaway Inc.	NO	
			98-1640353				Murascaille Holdings BV	NLD	NIA	Anchorbuoy Ltd	Ownership	100.000	Berkshire Hathaway Inc.	NO	
			27-3520425				MVVT Motors, LLC	DE	NIA	Berkshire Hathaway Automotive Inc.	Ownership	83.000	Berkshire Hathaway Inc.	NO	
			27-3520425				MVVT Motors, LLC	DE	NIA	BHA Minority Interest Holdco, Inc.	Ownership	13.000	Berkshire Hathaway Inc.	NO	
			81-0607111				MW Wholesale, Inc.	MN	NIA	Mindware Corporation	Ownership	100.000	Berkshire Hathaway Inc.	NO	
			86-2728076				MWTEH Amadeus Class A Member, LLC	DE	NIA	MidAmerican Wind Tax Equity Holdings, LLC	Ownership	100.000	Berkshire Hathaway Inc.	NO	
			98-0475837				NA-NetJets Aviation, Sociedade Unipessoal, Lda.	PRT	NIA	NetJets U.S., Inc.	Ownership	100.000	Berkshire Hathaway Inc.	NO	
							NA-NetJets Aviation, Sociedade Unipessoal, Lda. Czech Branch	CZE	NIA	NA-NetJets Aviation, Sociedade Unipessoal, Lda.	Ownership	100.000	Berkshire Hathaway Inc.	NO	
							NA-NetJets Aviation, Sociedade Unipessoal, Lda. Spanish Branch	ESP	NIA	NA-NetJets Aviation, Sociedade Unipessoal, Lda.	Ownership	100.000	Berkshire Hathaway Inc.	NO	
							Nangchang Cemented Carbide Ltd. Company	CHN	NIA	Tungalay Corporation	Ownership	11.190	Berkshire Hathaway Inc.	NO	
							NAT-1 GP Inc.	CAN	NIA	NEP Limited GP Inc.	Ownership	90.000	Berkshire Hathaway Inc.	NO	
							NAT-1 Limited Partnership	CAN	NIA	NAT-1 GP Inc.	Ownership	0.010	Berkshire Hathaway Inc.	NO	
							NAT-1 Limited Partnership	CAN	NIA	NEP Holdings Limited Partnership	Ownership	89.990	Berkshire Hathaway Inc.	NO	
.0031	Berkshire Hathaway Group	20079	47-6021331				National Fire & Marine Insurance Company	NE	IA	Berkshire Hathaway Inc.	Ownership	100.000	Berkshire Hathaway Inc.	NO	
.0031	Berkshire Hathaway Group	20087	47-0355979				National Indemnity Company	NE	IA	Berkshire Hathaway Inc.	Ownership	100.000	Berkshire Hathaway Inc.	NO	
.0031	Berkshire Hathaway Group	20060	41-0971481				National Indemnity Company of Mid-America	IA	IA	National Indemnity Company	Ownership	100.000	Berkshire Hathaway Inc.	NO	
.0031	Berkshire Hathaway Group	42137	59-2266845				National Indemnity Company of the South	IA	IA	National Indemnity Company	Ownership	100.000	Berkshire Hathaway Inc.	NO	
.0031	Berkshire Hathaway Group	20052	36-2403971				National Liability & Fire Insurance Company	CT	IA	Berkshire Hathaway Inc.	Ownership	100.000	Berkshire Hathaway Inc.	NO	
			31-1000790				Nationwide Uniforms	KY	NIA	The Fechheimer Brothers Company	Ownership	100.000	Berkshire Hathaway Inc.	NO	
			30-0882956				NATX Repair Services LLC	DE	NIA	Union Tank Car Company	Ownership	100.000	Berkshire Hathaway Inc.	NO	
			76-0457894				NE Hub Partners, L.L.C.	DE	NIA	Tioga Properties, LLC	Ownership	100.000	Berkshire Hathaway Inc.	NO	
			76-0457892				NE Hub Partners, L.P.	DE	NIA	NE Hub Partners, L.L.C.	Ownership	1.000	Berkshire Hathaway Inc.	NO	
			76-0457892				NE Hub Partners, L.P.	DE	NIA	Tioga Properties, LLC	Ownership	99.000	Berkshire Hathaway Inc.	NO	
			47-0428274				Nebraska Furniture Mart, Inc.	NE	NIA	Berkshire Hathaway Inc.	Ownership	80.100	Berkshire Hathaway Inc.	NO	
			47-0644512				Nebraska Referral, Inc.	NE	NIA	HomeServices of Nebraska, Inc.	Ownership	100.000	Berkshire Hathaway Inc.	NO	
							Nederlandse Reassurantie Groep N.V.	NLD	NIA	Columbia Insurance Company	Ownership	100.000	Berkshire Hathaway Inc.	NO	
							NEDL Limited	GBR	NIA	Northern Electric plc.	Ownership	100.000	Berkshire Hathaway Inc.	NO	
							NEF Affordable Housing Investment Fund II LP	DE	NIA	Shaw Industries, Inc.	Ownership	99.990	Berkshire Hathaway Inc.	NO	
			27-2395998												

53,151

ANNUAL STATEMENT FOR THE YEAR 2023 OF THE General Re Life Corporation

SCHEDULE Y

PART 1A - DETAIL OF INSURANCE HOLDING COMPANY SYSTEM

1	2	3	4	5	6	7	8	9	10	11	12	13	14	15	16
Group Code	Group Name	NAIC Company Code	ID Number	Federal RSSD	CIK	Name of Securities Exchange if Publicly Traded (U.S. or International)	Names of Parent, Subsidiaries Or Affiliates	Domiciliary Location	Relationship to Reporting Entity	Directly Controlled by (Name of Entity/Person)	Type of Control (Ownership, Board, Management, Attorney-in-Fact, Influence, Other)	If Control is Ownership Provide Percentage	Ultimate Controlling Entity(ies)/Person(s)	Is an SCA Filing Required? (Yes/No)	*
			27-0719219				NEF Affordable Housing Investment Fund LP ...	..DE.....	..NIA.....	Shaw Industries, Inc. ....	Ownership.....	..99.990 .....	Berkshire Hathaway Inc. ....	..NO.....	
			45-1662803				NEF Affordable Housing Investment Fund, III, LP	..IL.....	..NIA.....	Vanderbilt Mortgage and Finance, Inc. ....	Ownership.....	..99.990 .....	Berkshire Hathaway Inc. ....	..NO.....	
							NEP Holdings Limited Partnership	..CAN.....	..NIA.....	BHE Canada, L.P. ....	Ownership.....	..99.990 .....	Berkshire Hathaway Inc. ....	..NO.....	
							NEP Holdings Limited Partnership	..CAN.....	..NIA.....	NEP Limited GP Inc. ....	Ownership.....	..0.010 .....	Berkshire Hathaway Inc. ....	..NO.....	
							NEP Limited GP Inc.	..CAN.....	..NIA.....	BHE Canada Limited	Ownership.....	..100.000 .....	Berkshire Hathaway Inc. ....	..NO.....	
			98-1639774				Netfont Unlimited	..IRL.....	..NIA.....	Anchorbuoy Ltd	Ownership.....	..100.000 .....	Berkshire Hathaway Inc. ....	..NO.....	
							NetJets (Suisse) Sarl	..CHE.....	..NIA.....	NetJets Management Ltd.	Ownership.....	..100.000 .....	Berkshire Hathaway Inc. ....	..NO.....	
							NetJets Air Transport UK Ltd	..GBR.....	..NIA.....	Executive Jet Management (Europe) Limited	Ownership.....	..49.000 .....	Berkshire Hathaway Inc. ....	..NO.....	
			31-0682096				NetJets Aviation, Inc.	..DE.....	..NIA.....	NetJets Inc.	Ownership.....	..100.000 .....	Berkshire Hathaway Inc. ....	..NO.....	
			84-1631058				NetJets Card Holdings, Inc.	..DE.....	..NIA.....	NetJets Inc.	Ownership.....	..100.000 .....	Berkshire Hathaway Inc. ....	..NO.....	
			13-4179171				NetJets Card Partners, Inc.	..OH.....	..NIA.....	NetJets Card Holdings, Inc.	Ownership.....	..100.000 .....	Berkshire Hathaway Inc. ....	..NO.....	
							NetJets China (Hong Kong) Limited	..HKG.....	..NIA.....	NJ Asia Limited	Ownership.....	..24.500 .....	Berkshire Hathaway Inc. ....	..NO.....	
							NetJets Deutschland GmbH	..DEU.....	..NIA.....	NetJets Management Ltd.	Ownership.....	..100.000 .....	Berkshire Hathaway Inc. ....	..NO.....	
			98-1131898				NetJets Europe Holdings SGPS, Lda	..PRT.....	..NIA.....	NetJets Europe Holdings, LLC	Ownership.....	..12.870 .....	Berkshire Hathaway Inc. ....	..NO.....	
			98-1131898				NetJets Europe Holdings SGPS, Lda	..PRT.....	..NIA.....	NetJets U.S., Inc.	Ownership.....	..74.160 .....	Berkshire Hathaway Inc. ....	..NO.....	
			98-1131898				NetJets Europe Holdings SGPS, Lda	..PRT.....	..NIA.....	NJE Holdings, LLC	Ownership.....	..12.970 .....	Berkshire Hathaway Inc. ....	..NO.....	
			20-1963975				NetJets Europe Holdings, LLC	..DE.....	..NIA.....	NetJets U.S., Inc.	Ownership.....	..100.000 .....	Berkshire Hathaway Inc. ....	..NO.....	
			98-1132148				NetJets Europe, Sociedade Unipessoal Lda	..PRT.....	..NIA.....	NetJets Europe Holdings SGPS, Lda	Ownership.....	..100.000 .....	Berkshire Hathaway Inc. ....	..NO.....	
			35-2390820				NetJets Finance LLC	..DE.....	..NIA.....	NetJets Sales, Inc.	Ownership.....	..100.000 .....	Berkshire Hathaway Inc. ....	..NO.....	
			61-2033885				NetJets Financial Holdings LLC	..DE.....	..NIA.....	NetJets Inc.	Ownership.....	..100.000 .....	Berkshire Hathaway Inc. ....	..NO.....	
							NetJets France SARL	..FRA.....	..NIA.....	NetJets Management Ltd.	Ownership.....	..100.000 .....	Berkshire Hathaway Inc. ....	..NO.....	
			51-0383060				NetJets Inc.	..DE.....	..NIA.....	Berkshire Hathaway Inc.	Ownership.....	..100.000 .....	Berkshire Hathaway Inc. ....	..NO.....	
			22-3378514				NetJets International, Inc.	..DE.....	..NIA.....	NetJets Inc.	Ownership.....	..100.000 .....	Berkshire Hathaway Inc. ....	..NO.....	
			46-1645945				NetJets IP, LLC	..NE.....	..NIA.....	Columbia Insurance Company	Ownership.....	..100.000 .....	Berkshire Hathaway Inc. ....	..NO.....	
							NetJets Italy S.r.l.	..ITA.....	..NIA.....	NetJets Management Ltd.	Ownership.....	..100.000 .....	Berkshire Hathaway Inc. ....	..NO.....	
			98-0363663				NetJets Management Ltd.	..GBR.....	..NIA.....	NetJets International, Inc.	Ownership.....	..100.000 .....	Berkshire Hathaway Inc. ....	..NO.....	
			31-0685809				NetJets Sales, Inc.	..DE.....	..NIA.....	NetJets Aviation, Inc.	Ownership.....	..100.000 .....	Berkshire Hathaway Inc. ....	..NO.....	
			31-1437187				NetJets Services, Inc.	..DE.....	..NIA.....	NetJets Inc.	Ownership.....	..100.000 .....	Berkshire Hathaway Inc. ....	..NO.....	
							NetJets Strategic Holdings (Asia) Limited	..HKG.....	..NIA.....	NJ Asia Limited	Ownership.....	..50.000 .....	Berkshire Hathaway Inc. ....	..NO.....	
			98-0492927				NetJets Transportes Aereos, SA	..PRT.....	..NIA.....	NetJets Europe Holdings, LLC	Ownership.....	..1.000 .....	Berkshire Hathaway Inc. ....	..NO.....	
			98-0492927				NetJets Transportes Aereos, SA	..PRT.....	..NIA.....	NetJets U.S., Inc.	Ownership.....	..47.000 .....	Berkshire Hathaway Inc. ....	..NO.....	
			98-0492927				NetJets Transportes Aereos, SA	..PRT.....	..NIA.....	NJE Holdings, LLC	Ownership.....	..1.000 .....	Berkshire Hathaway Inc. ....	..NO.....	
			22-3530627				NetJets U.S., Inc.	..DE.....	..NIA.....	NetJets International, Inc.	Ownership.....	..100.000 .....	Berkshire Hathaway Inc. ....	..NO.....	
							NetJets UK Ltd.	..GBR.....	..NIA.....	NetJets Management Ltd.	Ownership.....	..100.000 .....	Berkshire Hathaway Inc. ....	..NO.....	
			88-6002040				Nevada Electric Investment Company	..NV.....	..NIA.....	Nevada Power Company	Ownership.....	..100.000 .....	Berkshire Hathaway Inc. ....	..NO.....	
			88-0420104				Nevada Power Company	..NV.....	..NIA.....	NV Energy, Inc.	Ownership.....	..100.000 .....	Berkshire Hathaway Inc. ....	..NO.....	
			46-3242875				New Blossom Partners, LP	..TN.....	..NIA.....	AHP Housing Fund 236, LLC	Ownership.....	..99.990 .....	Berkshire Hathaway Inc. ....	..NO.....	
			46-3242875				New Blossom Partners, LP	..TN.....	..NIA.....	AHP SLP LLC	Ownership.....	..0.000 .....	Berkshire Hathaway Inc. ....	..NO.....	
			26-3092233				New Covington Apartments LP	..LA.....	..NIA.....	AHP Housing Fund 154, LLC	Ownership.....	..99.991 .....	Berkshire Hathaway Inc. ....	..NO.....	
							New England Asset Management Limited	..IRL.....	..NIA.....	New England Asset Management, Inc.	Ownership.....	..100.000 .....	Berkshire Hathaway Inc. ....	..NO.....	
			06-1113980				New England Asset Management, Inc.	..DE.....	..NIA.....	General Re Corporation	Ownership.....	..100.000 .....	Berkshire Hathaway Inc. ....	..NO.....	
							NewGen Drilling Pty Limited	..AUS.....	..NIA.....	CalEnergy Resources Limited	Ownership.....	..80.000 .....	Berkshire Hathaway Inc. ....	..NO.....	
			84-4241774				NFM Custom Countertops, LLC	..NE.....	..NIA.....	Nebraska Furniture Mart, Inc.	Ownership.....	..100.000 .....	Berkshire Hathaway Inc. ....	..NO.....	
			93-1503353				NFM of Cedar Park, Inc.	..TX.....	..NIA.....	Nebraska Furniture Mart, Inc.	Ownership.....	..100.000 .....	Berkshire Hathaway Inc. ....	..NO.....	
			74-3021927				NFM of Kansas, Inc.	..KS.....	..NIA.....	Nebraska Furniture Mart, Inc.	Ownership.....	..100.000 .....	Berkshire Hathaway Inc. ....	..NO.....	
			45-4530174				NFM Services LLC	..TX.....	..NIA.....	Nebraska Furniture Mart, Inc.	Ownership.....	..100.000 .....	Berkshire Hathaway Inc. ....	..NO.....	
			92-2733856				NFM Wellness, LLC	..NE.....	..NIA.....	Nebraska Furniture Mart, Inc.	Ownership.....	..100.000 .....	Berkshire Hathaway Inc. ....	..NO.....	
			45-2413507				NFVT Motors, LLC	..DE.....	..NIA.....	Berkshire Hathaway Automotive Inc.	Ownership.....	..81.000 .....	Berkshire Hathaway Inc. ....	..NO.....	

ANNUAL STATEMENT FOR THE YEAR 2023 OF THE General Re Life Corporation

**SCHEDULE Y**

**PART 1A - DETAIL OF INSURANCE HOLDING COMPANY SYSTEM**

1	2	3	4	5	6	7	8	9	10	11	12	13	14	15	16
Group Code	Group Name	NAIC Company Code	ID Number	Federal RSSD	CIK	Name of Securities Exchange if Publicly Traded (U.S. or International)	Names of Parent, Subsidiaries Or Affiliates	Domi-ciliary Location	Relation-ship to Reporting Entity	Directly Controlled by (Name of Entity/Person)	Type of Control (Ownership, Board, Management, Attorney-in-Fact, Influence, Other)	If Control is Ownership Provide Percentage	Ultimate Controlling Entity(ies)/Person(s)	Is an SCA Filing Re-quired? (Yes/No)	*
			82-3638191				NiChe LNG, LLC	DE	NIA	Modular LNG Holdings, Inc.	Ownership	90.000	Berkshire Hathaway Inc.	NO	
			84-5186120				NiChe Storage Solutions, LLC	DE	NIA	NiChe LNG, LLC	Ownership	100.000	Berkshire Hathaway Inc.	NO	
			98-1228911				NJ Asia Limited	HKG	NIA	NetJets Inc.	Ownership	100.000	Berkshire Hathaway Inc.	NO	
			20-1963992				NJE Holdings, LLC	DE	NIA	NetJets U.S., Inc.	Ownership	100.000	Berkshire Hathaway Inc.	NO	
			57-1049421				NJI Sales, Inc.	DE	NIA	NetJets International, Inc.	Ownership	100.000	Berkshire Hathaway Inc.	NO	
			82-3814458				NJS145 LLC	DE	NIA	NetJets Aviation, Inc.	Ownership	100.000	Berkshire Hathaway Inc.	NO	
			86-1018010				NMVT Motors, LLC	DE	NIA	Berkshire Hathaway Automotive Inc.	Ownership	71.000	Berkshire Hathaway Inc.	NO	
			86-1018010				NMVT Motors, LLC	DE	NIA	BHA Minority Interest Holdco, Inc.	Ownership	10.000	Berkshire Hathaway Inc.	NO	
			82-0556195				NMVC Acquisition, LLC	DE	NIA	BHE Pipeline Group, LLC	Ownership	100.000	Berkshire Hathaway Inc.	NO	
			98-0705427				Noranco Inc.	CAN	NIA	Precision Castparts Corp.	Ownership	100.000	Berkshire Hathaway Inc.	NO	
			99-0367323				Noranco Manufacturing (USA) Ltd.	DE	NIA	Precision Castparts Corp.	Ownership	100.000	Berkshire Hathaway Inc.	NO	
							Noranco Manufacturing Mexico, S.A. de C.V.	MEX	NIA	Noranco Manufacturing (USA) Ltd.	Ownership	0.100	Berkshire Hathaway Inc.	NO	
							Noranco Manufacturing Mexico, S.A. de C.V.	MEX	NIA	Precision Castparts Corp.	Ownership	99.900	Berkshire Hathaway Inc.	NO	
							Noranco Mexico Services, S.A. de C.V.	MEX	NIA	Noranco Manufacturing (USA) Ltd.	Ownership	0.100	Berkshire Hathaway Inc.	NO	
							Noranco Mexico Services, S.A. de C.V.	MEX	NIA	Precision Castparts Corp.	Ownership	99.900	Berkshire Hathaway Inc.	NO	
							Nord Bitumi Canada Limited	CAN	NIA	Johns Manville	Ownership	100.000	Berkshire Hathaway Inc.	NO	
0031	Berkshire Hathaway Group	31470	23-2459204				NorGUARD Insurance Company	NE	IA	WestGUARD Insurance Company	Ownership	100.000	Berkshire Hathaway Inc.	NO	
							Norming Investments B.V.	NLD	NIA	Berkshire Hathaway Energy Company	Ownership	100.000	Berkshire Hathaway Inc.	NO	
			76-0373017				North Country Gas Pipeline Corporation	NY	NIA	Saranac Power Partners, L.P.	Ownership	100.000	Berkshire Hathaway Inc.	NO	
							North East PowerGrid Limited	GBR	NIA	Northern Electric plc.	Ownership	100.000	Berkshire Hathaway Inc.	NO	
							North Eastern PowerGrid Limited	GBR	NIA	Northern Electric plc.	Ownership	100.000	Berkshire Hathaway Inc.	NO	
							North PowerGrid Limited	GBR	NIA	Northern Electric plc.	Ownership	100.000	Berkshire Hathaway Inc.	NO	
							North West PowerGrid Limited	GBR	NIA	Northern Electric plc.	Ownership	100.000	Berkshire Hathaway Inc.	NO	
							North Western PowerGrid Limited	GBR	NIA	Northern Electric plc.	Ownership	100.000	Berkshire Hathaway Inc.	NO	
			06-1505589				Northeast Referral Group, LLC	DE	NIA	PCRE, L.L.C.	Ownership	100.000	Berkshire Hathaway Inc.	NO	
							Northern Electric Distribution Limited	GBR	NIA	Northern Electric plc.	Ownership	100.000	Berkshire Hathaway Inc.	NO	
							Northern Electric Finance plc.	GBR	NIA	Northern Powergrid (Northeast) plc	Ownership	100.000	Berkshire Hathaway Inc.	NO	
							Northern Electric plc.	GBR	NIA	Northern Powergrid Limited	Ownership	100.000	Berkshire Hathaway Inc.	NO	
							Northern Electric Properties Limited	GBR	NIA	Northern Electric plc.	Ownership	100.000	Berkshire Hathaway Inc.	NO	
							Northern Electric Share Scheme Trustee Limited	GBR	NIA	Northern Electric plc.	Ownership	100.000	Berkshire Hathaway Inc.	NO	
							Northern Electricity (North East) Limited	GBR	NIA	Northern Electric plc.	Ownership	100.000	Berkshire Hathaway Inc.	NO	
							Northern Electricity (Yorkshire) Limited	GBR	NIA	Northern Electric plc.	Ownership	100.000	Berkshire Hathaway Inc.	NO	
							Northern Electricity Limited	GBR	NIA	Northern Electric plc.	Ownership	100.000	Berkshire Hathaway Inc.	NO	
							Northern Electricity Networks Company (North East) Limited	GBR	NIA	Northern Electric plc.	Ownership	100.000	Berkshire Hathaway Inc.	NO	
							Northern Electricity Networks Company (Yorkshire) Limited	GBR	NIA	Northern Electric plc.	Ownership	100.000	Berkshire Hathaway Inc.	NO	
							Northern Electricity Networks Company Limited	GBR	NIA	Northern Electric plc.	Ownership	100.000	Berkshire Hathaway Inc.	NO	
							Northern Electricity Limited	GBR	NIA	Northern Electric plc.	Ownership	100.000	Berkshire Hathaway Inc.	NO	
							Northern Energy Funding Company Limited	GBR	NIA	Northern Electric plc.	Ownership	100.000	Berkshire Hathaway Inc.	NO	
			93-0932349				Northern Natural Gas Company	DE	NIA	NMVC Acquisition, LLC	Ownership	100.000	Berkshire Hathaway Inc.	NO	
							Northern Power Networks Company (North East) Limited	GBR	NIA	Northern Electric plc.	Ownership	100.000	Berkshire Hathaway Inc.	NO	
							Northern Power Networks Company (Yorkshire) Limited	GBR	NIA	Northern Electric plc.	Ownership	100.000	Berkshire Hathaway Inc.	NO	
							Northern Power Networks Company Limited	GBR	NIA	Northern Electric plc.	Ownership	100.000	Berkshire Hathaway Inc.	NO	
							Northern PowerGrid (North West) Limited	GBR	NIA	Northern Electric plc.	Ownership	100.000	Berkshire Hathaway Inc.	NO	
							Northern Powergrid (Northeast) plc	GBR	NIA	Northern Electric plc.	Ownership	100.000	Berkshire Hathaway Inc.	NO	

ANNUAL STATEMENT FOR THE YEAR 2023 OF THE General Re Life Corporation

**SCHEDULE Y**

**PART 1A - DETAIL OF INSURANCE HOLDING COMPANY SYSTEM**

1	2	3	4	5	6	7	8	9	10	11	12	13	14	15	16
Group Code	Group Name	NAIC Company Code	ID Number	Federal RSSD	CIK	Name of Securities Exchange if Publicly Traded (U.S. or International)	Names of Parent, Subsidiaries Or Affiliates	Domiciliary Location	Relationship to Reporting Entity	Directly Controlled by (Name of Entity/Person)	Type of Control (Ownership, Board, Management, Attorney-in-Fact, Influence, Other)	If Control is Ownership Provide Percentage	Ultimate Controlling Entity(ies)/Person(s)	Is an SCA Filing Required? (Yes/No)	*
			98-0447153				Northern Powergrid (Yorkshire) plc.	.GBR	NIA	Yorkshire Electricity Group plc.	Ownership	100.000	Berkshire Hathaway Inc.	NO	
							Northern Powergrid Gas Limited	.GBR	NIA	Northern Powergrid Limited	Ownership	100.000	Berkshire Hathaway Inc.	NO	
							Northern Powergrid Holdings Company	.GBR	NIA	BHE U.K. Electric, Inc.	Ownership	35.000	Berkshire Hathaway Inc.	NO	
							Northern Powergrid Holdings Company	.GBR	NIA	BHE U.K. Inc.	Ownership	30.000	Berkshire Hathaway Inc.	NO	
							Northern Powergrid Holdings Company	.GBR	NIA	BHE U.K. Power, Inc.	Ownership	35.000	Berkshire Hathaway Inc.	NO	
							Northern Powergrid Limited	.GBR	NIA	Northern Powergrid UK Holdings	Ownership	100.000	Berkshire Hathaway Inc.	NO	
							Northern Powergrid Metering Limited	.GBR	NIA	Northern Electric plc.	Ownership	100.000	Berkshire Hathaway Inc.	NO	
			98-0173268				Northern Powergrid UK Holdings	.GBR	NIA	BHE U.K. Electric, Inc.	Ownership	0.347	Berkshire Hathaway Inc.	NO	
			98-0173268				Northern Powergrid UK Holdings	.GBR	NIA	BHE U.K. Inc.	Ownership	0.297	Berkshire Hathaway Inc.	NO	
			98-0173268				Northern Powergrid UK Holdings	.GBR	NIA	BHE U.K. Power, Inc.	Ownership	0.347	Berkshire Hathaway Inc.	NO	
			98-0173268				Northern Powergrid UK Holdings	.GBR	NIA	Northern Powergrid Holdings Company	Ownership	99.010	Berkshire Hathaway Inc.	NO	
							Northern Radio Limited	.CAN	NIA	BNSF Railway Company	Ownership	100.000	Berkshire Hathaway Inc.	NO	
			41-1502250				Northern States Agency, Inc.	.MN	NIA	Berkshire Hathaway Inc.	Ownership	100.000	Berkshire Hathaway Inc.	NO	
							Northern Transport Finance Limited	.GBR	NIA	Northern Electric plc.	Ownership	100.000	Berkshire Hathaway Inc.	NO	
							Northern Utility Services Limited	.GBR	NIA	Northern Electric plc.	Ownership	100.000	Berkshire Hathaway Inc.	NO	
			47-3231724				Northfield Community Solar Gardens, LLC	.DE	NIA	Geronimo Community Solar Gardens, LLC	Ownership	100.000	Berkshire Hathaway Inc.	NO	
			47-3245282				Northfield CSG1, LLC	.DE	NIA	Geronimo Community Solar Gardens, LLC	Ownership	100.000	Berkshire Hathaway Inc.	NO	
			47-3258549				Northfield CSG2, LLC	.DE	NIA	Geronimo Community Solar Gardens, LLC	Ownership	100.000	Berkshire Hathaway Inc.	NO	
			47-3773707				Northfield CSG3, LLC	.DE	NIA	Geronimo Community Solar Gardens, LLC	Ownership	100.000	Berkshire Hathaway Inc.	NO	
			47-3788729				Northfield CSG4, LLC	.DE	NIA	Geronimo Community Solar Gardens, LLC	Ownership	100.000	Berkshire Hathaway Inc.	NO	
			47-3808048				Northfield CSG5, LLC	.DE	NIA	Geronimo Community Solar Gardens, LLC	Ownership	100.000	Berkshire Hathaway Inc.	NO	
							Northampton Acquisition Limited	.GBR	NIA	Larson-Juhl International LLC	Ownership	100.000	Berkshire Hathaway Inc.	NO	
			86-2901814				Northrop Realty, LLC	.DE	NIA	Long & Foster Real Estate, Inc.	Ownership	100.000	Berkshire Hathaway Inc.	NO	
							Northwest Corner Affordable Housing Partners LLLP	.WA	NIA	AHP Housing Fund 54, LLC	Ownership	99.990	Berkshire Hathaway Inc.	NO	
			26-3740247				Northwoods Housing LLLP	.MN	NIA	AHP Housing Fund 47, LLC	Ownership	99.990	Berkshire Hathaway Inc.	NO	
			35-2409643				Novon Hilton Davis, Inc.	.DE	NIA	Lubrizol Advanced Materials FCC, LLC	Ownership	100.000	Berkshire Hathaway Inc.	NO	
			95-4071292				Novosurge Technologies Ltd	.ISR	NIA	Shafir Production Systems Ltd.	Ownership	25.220	Berkshire Hathaway Inc.	NO	
			81-1369733				NPTBH Motors LLC	.DE	NIA	Berkshire Hathaway Automotive Inc.	Ownership	76.000	Berkshire Hathaway Inc.	NO	
			23-2074221				NRG America Holding Company	.DE	NIA	Nederlandse Reassurantie Groep N.V.	Ownership	100.000	Berkshire Hathaway Inc.	NO	
							NRG Victory Holdings Limited	.GBR	NIA	Nederlandse Reassurantie Groep N.V.	Ownership	100.000	Berkshire Hathaway Inc.	NO	
							NRG Victory Reinsurance Limited	.GBR	NIA	NRG Victory Holdings Limited	Ownership	100.000	Berkshire Hathaway Inc.	NO	
			46-3126963				NRS Referral Services, LLC	.DE	NIA	Fox & Roach/Trident Limited Partnership	Ownership	100.000	Berkshire Hathaway Inc.	NO	
			27-1413915				NSS Technologies, Inc.	.MI	NIA	SPS International Investment Company	Ownership	100.000	Berkshire Hathaway Inc.	NO	
			38-1941474				NSW Cranes Pty Ltd	.AUS	NIA	Marmon Crane (Australia) Pty Ltd	Ownership	100.000	Berkshire Hathaway Inc.	NO	
							NTK Cutting Tools (Shanghai) Co., Ltd.	.CHN	NIA	IMC International Metalworking Companies Inc.	Ownership	100.000	Berkshire Hathaway Inc.	NO	
							NTK Cutting Tools CO., LTD.	.JPN	NIA	IMC International Metalworking Companies Inc.	Ownership	51.000	Berkshire Hathaway Inc.	NO	
							NTK Technical Ceramics Korea Co., Ltd.	.KOR	NIA	NTK Cutting Tools CO., LTD.	Ownership	100.000	Berkshire Hathaway Inc.	NO	
							Nufama Holding B.V.	.NLD	NIA	Meyn Beheer B.V.	Ownership	100.000	Berkshire Hathaway Inc.	NO	
							NU-Line Products, Inc.	.CAN	NIA	Fontaine Spray Suppression Company	Ownership	100.000	Berkshire Hathaway Inc.	NO	
			88-1098358				NV Energy, Inc.	.NV	NIA	NVE Holdings, LLC	Ownership	100.000	Berkshire Hathaway Inc.	NO	
			46-2907437				NVE Holdings, LLC	.DE	NIA	Berkshire Hathaway Energy Company	Ownership	100.000	Berkshire Hathaway Inc.	NO	
			27-1413915				NVE Insurance Company, Inc.	.NV	NIA	NV Energy, Inc.	Ownership	100.000	Berkshire Hathaway Inc.	NO	
			27-2968956				NIJ Referral Services LLC	.OR	NIA	HomeServices of Oregon, LLC	Ownership	100.000	Berkshire Hathaway Inc.	NO	
			27-1338308				Nylok LLC	.DE	NIA	Marmon Engineered Components Company	Ownership	100.000	Berkshire Hathaway Inc.	NO	
							Nylok S. de R.L. de C.V.	.MEX	NIA	Marmon Engineered Components Company	Ownership	99.000	Berkshire Hathaway Inc.	NO	
							Nylok S. de R.L. de C.V.	.MEX	NIA	Nylok LLC	Ownership	1.000	Berkshire Hathaway Inc.	NO	

ANNUAL STATEMENT FOR THE YEAR 2023 OF THE General Re Life Corporation

**SCHEDULE Y**

**PART 1A - DETAIL OF INSURANCE HOLDING COMPANY SYSTEM**

1	2	3	4	5	6	7	8	9	10	11	12	13	14	15	16
Group Code	Group Name	NAIC Company Code	ID Number	Federal RSSD	CIK	Name of Securities Exchange if Publicly Traded (U.S. or International)	Names of Parent, Subsidiaries Or Affiliates	Domiciliary Location	Relationship to Reporting Entity	Directly Controlled by (Name of Entity/Person)	Type of Control (Ownership, Board, Management, Attorney-in-Fact, Influence, Other)	If Control is Ownership Provide Percentage	Ultimate Controlling Entity(ies)/Person(s)	Is an SCA Filing Required? (Yes/No)	*
0031	Berkshire Hathaway Group	34630	47-0762702				0.0.0. Meyn	.RUS	NIA	Meyn Beheer B.V.	Ownership	99.000	Berkshire Hathaway Inc.	NO	
			87-1090989				0.0.0. Meyn	.RUS	NIA	Meyn Food Processing Technology B.V.	Ownership	1.000	Berkshire Hathaway Inc.	NO	
			35-2456545				Oak River Insurance Company	.NE	IA	National Indemnity Company	Ownership	100.000	Berkshire Hathaway Inc.	NO	
			83-2636483				Oakwood Sales, LLC	.AZ	NIA	CMH Capital, Inc.	Ownership	100.000	Berkshire Hathaway Inc.	NO	
			47-2412504				OCTNC Partners I, LLC	.CA	NIA	Intero Real Estate Services, Inc.	Ownership	50.000	Berkshire Hathaway Inc.	NO	
			48-0884451				OKC Rockwell Apartments, LLC	.OK	NIA	AHP Housing Fund 241, LLC	Ownership	99.990	Berkshire Hathaway Inc.	NO	
0031	Berkshire Hathaway Group	37060	48-0884451				Oklahoma Christian Affordable LP	.OK	NIA	AHP Housing Fund 99, LLC	Ownership	99.990	Berkshire Hathaway Inc.	NO	
0031	Berkshire Hathaway Group	76007	48-0735224				Old United Casualty Company	.KS	IA	Van Enterprises, Inc.	Ownership	100.000	Berkshire Hathaway Inc.	NO	
			45-5116814				Old United Life Insurance Company	.AZ	IA	Van Enterprises, Inc.	Ownership	100.000	Berkshire Hathaway Inc.	NO	
			47-0891061				Olivewood Apartments, LP	.MS	NIA	AHP Housing Fund 72, LLC	Ownership	99.990	Berkshire Hathaway Inc.	NO	
			83-1590301				One Centre Square Group, LLC	.TN	NIA	21st Mortgage Corporation	Ownership	100.000	Berkshire Hathaway Inc.	NO	
			81-1386857				O-N-G Services, LLC	.DE	NIA	Flow Improvers LLC	Ownership	100.000	Berkshire Hathaway Inc.	NO	
			38-3918669				000 Roxell	.RUS	NIA	Roxell BV	Ownership	100.000	Berkshire Hathaway Inc.	NO	
			39-2081063				Optum Energy Solutions, LLC	.DE	NIA	LiquidPower Specialty Products Inc.	Ownership	100.000	Berkshire Hathaway Inc.	NO	
			30-0801676				Orange Redevelopment AR II, LP	.TX	NIA	AHP Housing Fund 69, LLC	Ownership	99.990	Berkshire Hathaway Inc.	NO	
			38-3940454				Orange Redevelopment PG, LP	.TX	NIA	AHP Housing Fund 68, LLC	Ownership	99.990	Berkshire Hathaway Inc.	NO	
			11-3563729				Orange Redevelopment VJ, LP	.TX	NIA	AHP Housing Fund 67, LLC	Ownership	99.990	Berkshire Hathaway Inc.	NO	
			80-0681455				Orange Redevelopment W0, LP	.TX	NIA	AHP Housing Fund 90, LLC	Ownership	99.990	Berkshire Hathaway Inc.	NO	
			47-3158764				Orion Risk Analysts, Inc.	.NY	NIA	Transatlantic Reinsurance Company	Ownership	100.000	Berkshire Hathaway Inc.	NO	
			47-3189271				Oriental Trading Company, Inc.	.DE	NIA	OTC Brands, Inc.	Ownership	100.000	Berkshire Hathaway Inc.	NO	
			47-3196305				Orion Community Solar Gardens, LLC	.DE	NIA	Geronimo Community Solar Gardens, LLC	Ownership	100.000	Berkshire Hathaway Inc.	NO	
			47-3218373				Orion CSG1, LLC	.DE	NIA	Geronimo Community Solar Gardens, LLC	Ownership	100.000	Berkshire Hathaway Inc.	NO	
			11-3258184				Orion CSG2, LLC	.DE	NIA	Geronimo Community Solar Gardens, LLC	Ownership	100.000	Berkshire Hathaway Inc.	NO	
			22-3880649				Orion CSG3, LLC	.DE	NIA	Geronimo Community Solar Gardens, LLC	Ownership	100.000	Berkshire Hathaway Inc.	NO	
			27-4791180				Orkal Industries LLC	.NY	NIA	Future Metals LLC	Ownership	100.000	Berkshire Hathaway Inc.	NO	
			27-4811648				OsteoMed LLC	.DE	NIA	Colson Medical, LLC	Ownership	100.000	Berkshire Hathaway Inc.	NO	
			27-4790857				OTC Brands, Inc.	.DE	NIA	OTC Worldwide Holdings, Inc.	Ownership	100.000	Berkshire Hathaway Inc.	NO	
							OTC Direct, Inc.	.NE	NIA	Oriental Trading Company, Inc.	Ownership	100.000	Berkshire Hathaway Inc.	NO	
							OTC Shanghai Trading Limited	.CHN	NIA	OTC Brands, Inc.	Ownership	100.000	Berkshire Hathaway Inc.	NO	
							OTC Worldwide Holdings, Inc.	.DE	NIA	Berkshire Hathaway Inc.	Ownership	100.000	Berkshire Hathaway Inc.	NO	
							Outiltec E.U.R.L	.FRA	NIA	IMC International Metalworking Companies Inc.	Ownership	100.000	Berkshire Hathaway Inc.	NO	
							OWL Acquisition Company, LLC	.TX	NIA	OWL AssetCo 1, LLC	Ownership	100.000	Berkshire Hathaway Inc.	NO	
							OWL Allgood Water, LLC	.TX	NIA	OWL Permian, LLC	Ownership	100.000	Berkshire Hathaway Inc.	NO	
							OWL AssetCo 1, LLC	.TX	NIA	Horus Infrastructure IA LLC	Ownership	100.000	Berkshire Hathaway Inc.	NO	
							OWL Black Lake SWD, LLC	.TX	NIA	OWL Permian, LLC	Ownership	100.000	Berkshire Hathaway Inc.	NO	
							OWL Bobcat SWD, LLC	.TX	NIA	OWL Lea County, LLC	Ownership	100.000	Berkshire Hathaway Inc.	NO	
							OWL Brininstool SWD, LLC	.TX	NIA	OWL Lea County, LLC	Ownership	100.000	Berkshire Hathaway Inc.	NO	
							OWL Carpenter, LLC	.TX	NIA	OWL WestWater, LLC	Ownership	100.000	Berkshire Hathaway Inc.	NO	
							OWL Chaparral SWD, LLC	.TX	NIA	OWL Permian, LLC	Ownership	100.000	Berkshire Hathaway Inc.	NO	
							OWL Cities Federal SWD, LLC	.TX	NIA	OWL Lea County, LLC	Ownership	100.000	Berkshire Hathaway Inc.	NO	
							OWL Copeland SWD, LLC	.TX	NIA	OWL Permian, LLC	Ownership	100.000	Berkshire Hathaway Inc.	NO	
							OWL Danish Flats, LLC	.TX	NIA	OWL WestWater, LLC	Ownership	100.000	Berkshire Hathaway Inc.	NO	
							OWL Douglas, LLC	.TX	NIA	OWL WestWater, LLC	Ownership	100.000	Berkshire Hathaway Inc.	NO	
			47-1780330				OWL ETX/LA, LLC	.TX	NIA	OWL AssetCo 1, LLC	Ownership	100.000	Berkshire Hathaway Inc.	NO	
							OWL Jenkins SWD, LLC	.TX	NIA	OWL Permian, LLC	Ownership	100.000	Berkshire Hathaway Inc.	NO	
							OWL Keystone SWD, LLC	.TX	NIA	OWL Permian, LLC	Ownership	100.000	Berkshire Hathaway Inc.	NO	
			46-5551331				OWL Lea County, LLC	.DE	NIA	OWL Permian, LLC	Ownership	100.000	Berkshire Hathaway Inc.	NO	
							OWL Ludlow, LLC	.TX	NIA	OWL WestWater, LLC	Ownership	100.000	Berkshire Hathaway Inc.	NO	

ANNUAL STATEMENT FOR THE YEAR 2023 OF THE General Re Life Corporation

**SCHEDULE Y**

**PART 1A - DETAIL OF INSURANCE HOLDING COMPANY SYSTEM**

1	2	3	4	5	6	7	8	9	10	11	12	13	14	15	16
Group Code	Group Name	NAIC Company Code	ID Number	Federal RSSD	CIK	Name of Securities Exchange if Publicly Traded (U.S. or International)	Names of Parent, Subsidiaries Or Affiliates	Domiciliary Location	Relationship to Reporting Entity	Directly Controlled by (Name of Entity/Person)	Type of Control (Ownership, Board, Management, Attorney-in-Fact, Influence, Other)	If Control is Ownership Provide Percentage	Ultimate Controlling Entity(ies)/Person(s)	Is an SCA Filing Required? (Yes/No)	*
							OWL Madera SWD, LLC	TX	NIA	OWL Permian, LLC	Ownership	100.000	Berkshire Hathaway Inc.	NO	
							OWL McCloy SWD #1, LLC	TX	NIA	OWL Permian, LLC	Ownership	100.000	Berkshire Hathaway Inc.	NO	
							OWL Mills SWD, LLC	TX	NIA	OWL Permian, LLC	Ownership	100.000	Berkshire Hathaway Inc.	NO	
							OWL Oasis SWD, LLC	TX	NIA	OWL Permian, LLC	Ownership	100.000	Berkshire Hathaway Inc.	NO	
							OWL Parks Bell SWD, LLC	TX	NIA	OWL Permian, LLC	Ownership	100.000	Berkshire Hathaway Inc.	NO	
							OWL Permian Pipeline, LLC	TX	NIA	OWL Permian, LLC	Ownership	100.000	Berkshire Hathaway Inc.	NO	
			47-1217036				OWL Permian, LLC	TX	NIA	OWL AssetCo 1, LLC	Ownership	100.000	Berkshire Hathaway Inc.	NO	
							OWL Pinedale, LLC	TX	NIA	OWL WestWater, LLC	Ownership	100.000	Berkshire Hathaway Inc.	NO	
							OWL Powder Pipeline, LLC	TX	NIA	OWL AssetCo 1, LLC	Ownership	100.000	Berkshire Hathaway Inc.	NO	
							OWL Pumpkin Buttes, LLC	TX	NIA	OWL WestWater, LLC	Ownership	100.000	Berkshire Hathaway Inc.	NO	
							OWL Red Hills Gathering, LLC	TX	NIA	OWL Permian, LLC	Ownership	100.000	Berkshire Hathaway Inc.	NO	
							OWL Rockies, LLC	TX	NIA	OWL AssetCo 1, LLC	Ownership	100.000	Berkshire Hathaway Inc.	NO	
							OWL Roy SWD, LLC	TX	NIA	OWL Permian, LLC	Ownership	100.000	Berkshire Hathaway Inc.	NO	
							OWL Smith Ranch SWD, LLC	TX	NIA	OWL Permian, LLC	Ownership	100.000	Berkshire Hathaway Inc.	NO	
							OWL SOAL SWD, LLC	TX	NIA	OWL ETX/LA, LLC	Ownership	100.000	Berkshire Hathaway Inc.	NO	
							OWL SWD Atlas, LLC	TX	NIA	OWL Permian, LLC	Ownership	100.000	Berkshire Hathaway Inc.	NO	
							OWL SWD Development, LLC	TX	NIA	OWL AssetCo 1, LLC	Ownership	100.000	Berkshire Hathaway Inc.	NO	
							OWL SWD Operating 2, LLC	TX	NIA	OWL Permian, LLC	Ownership	100.000	Berkshire Hathaway Inc.	NO	
							OWL SWD Operating, LLC	TX	NIA	OWL AssetCo 1, LLC	Ownership	100.000	Berkshire Hathaway Inc.	NO	
							OWL Topeka SWD, LLC	TX	NIA	OWL Permian, LLC	Ownership	100.000	Berkshire Hathaway Inc.	NO	
							OWL Tophat SWD, LLC	TX	NIA	OWL Lea County, LLC	Ownership	100.000	Berkshire Hathaway Inc.	NO	
							OWL True Grit SWD, LLC	TX	NIA	OWL Permian, LLC	Ownership	100.000	Berkshire Hathaway Inc.	NO	
							OWL Wamsutter, LLC	TX	NIA	OWL WestWater, LLC	Ownership	100.000	Berkshire Hathaway Inc.	NO	
							OWL Westbrook SWD, LLC	TX	NIA	OWL Permian, LLC	Ownership	100.000	Berkshire Hathaway Inc.	NO	
			82-1558784				OWL Western Gravel and Disposal, LLC	TX	NIA	OWL WestWater, LLC	Ownership	100.000	Berkshire Hathaway Inc.	NO	
			47-2573237				OWL WestWater, LLC	DE	NIA	OWL Rockies, LLC	Ownership	100.000	Berkshire Hathaway Inc.	NO	
			93-0625256				Pacific Minerals, Inc.	WY	NIA	PacificCorp	Ownership	100.000	Berkshire Hathaway Inc.	NO	
			93-0246090				PacifiCorp	OR	NIA	PPW Holdings LLC	Ownership	100.000	Berkshire Hathaway Inc.	NO	
			36-6047629				Paducah & Illinois Railroad Company	KY	NIA	BNSF Railway Company	Ownership	33.340	Berkshire Hathaway Inc.	NO	
			47-4476125				Palace Building Master Tenant, LLC	DE	NIA	BH Media Group, Inc.	Ownership	100.000	Berkshire Hathaway Inc.	NO	
			47-4465572				Palace Building, LLC	DE	NIA	Palace Building Master Tenant, LLC	Ownership	51.000	Berkshire Hathaway Inc.	NO	
			82-4787127				Palmtree Spur LP	TX	NIA	AHP Housing Fund 212, LLC	Ownership	99.990	Berkshire Hathaway Inc.	NO	
			06-1305441				Pan Am Shoe LLC	DE	NIA	Macro Retailing, LLC	Ownership	100.000	Berkshire Hathaway Inc.	NO	
			23-2213540				Pan American Screw LLC	DE	NIA	Marmon Engineered Components Company	Ownership	100.000	Berkshire Hathaway Inc.	NO	
							Paramount Industries Ltd.	HKG	NIA	H. H. Brown Shoe Company, Inc.	Ownership	100.000	Berkshire Hathaway Inc.	NO	
			45-2486547				Park Manor Estates II LP	IN	NIA	AHP Housing Fund 22, LLC	Ownership	99.990	Berkshire Hathaway Inc.	NO	
			82-0892178				Parts and Service Solutions LLC	DE	NIA	Pilot Travel Centers LLC	Ownership	75.000	Berkshire Hathaway Inc.	NO	
							Pasco Ltd.	DOM	NIA	Macro Retailing, LLC	Ownership	100.000	Berkshire Hathaway Inc.	NO	
			47-2890944				Paynesville Community Solar 1, LLC	DE	NIA	Geronimo Community Solar Gardens, LLC	Ownership	100.000	Berkshire Hathaway Inc.	NO	
			47-2907275				Paynesville Community Solar 2, LLC	DE	NIA	Geronimo Community Solar Gardens, LLC	Ownership	100.000	Berkshire Hathaway Inc.	NO	
			47-2920147				Paynesville Community Solar 3, LLC	DE	NIA	Geronimo Community Solar Gardens, LLC	Ownership	100.000	Berkshire Hathaway Inc.	NO	
			47-2931223				Paynesville Community Solar 4, LLC	DE	NIA	Geronimo Community Solar Gardens, LLC	Ownership	100.000	Berkshire Hathaway Inc.	NO	
			47-2949234				Paynesville Community Solar 5, LLC	DE	NIA	Geronimo Community Solar Gardens, LLC	Ownership	100.000	Berkshire Hathaway Inc.	NO	
			47-2315052				Paynesville Community Solar Gardens, LLC	DE	NIA	Geronimo Community Solar Gardens, LLC	Ownership	100.000	Berkshire Hathaway Inc.	NO	
			86-2215836				PCB Marg Development, LLC	FL	NIA	Clayton Properties Group, Inc.	Ownership	50.000	Berkshire Hathaway Inc.	NO	
			84-1882499				PCC Aerostructures Integration Center, LLC	OR	NIA	Precision Castparts Corp.	Ownership	100.000	Berkshire Hathaway Inc.	NO	
			46-2301663				PCC Aerostructures Mexico, S.A. de C.V.	MEX	NIA	Precision Castparts Corp.	Ownership	100.000	Berkshire Hathaway Inc.	NO	
			34-0821246				PCC Aerostructures Wilkes-Barre, LLC	OR	NIA	Primus International LLC	Ownership	100.000	Berkshire Hathaway Inc.	NO	
							PCC Airfoils LLC	OH	NIA	Precision Castparts Corp.	Ownership	100.000	Berkshire Hathaway Inc.	NO	



ANNUAL STATEMENT FOR THE YEAR 2023 OF THE General Re Life Corporation

**SCHEDULE Y**

**PART 1A - DETAIL OF INSURANCE HOLDING COMPANY SYSTEM**

1	2	3	4	5	6	7	8	9	10	11	12	13	14	15	16
Group Code	Group Name	NAIC Company Code	ID Number	Federal RSSD	CIK	Name of Securities Exchange if Publicly Traded (U.S. or International)	Names of Parent, Subsidiaries Or Affiliates	Domiciliary Location	Relationship to Reporting Entity	Directly Controlled by (Name of Entity/Person)	Type of Control (Ownership, Board, Management, Attorney-in-Fact, Influence, Other)	If Control is Ownership Provide Percentage	Ultimate Controlling Entity(ies)/Person(s)	Is an SCA Filing Required? (Yes/No)	*
							PCC Airfoils S.A. de C.V.	.MEX	NIA	PCC Airfoils LLC	Ownership	.50.000	Berkshire Hathaway Inc.	NO	
							PCC Airfoils S.A. de C.V.	.MEX	NIA	Precision Castparts Corp.	Ownership	.50.000	Berkshire Hathaway Inc.	NO	
							PCC Distribution Japan K.K.	.JPN	NIA	Precision Castparts Corp.	Ownership	.100.000	Berkshire Hathaway Inc.	NO	
			98-0574216				PCC Finance Luxembourg LLC	.DE	NIA	PCC UK Global Holdings Limited	Ownership	.100.000	Berkshire Hathaway Inc.	NO	
			73-1364801				PCC Flow Technologies, Inc.	.DE	NIA	Precision Castparts Corp.	Ownership	.100.000	Berkshire Hathaway Inc.	NO	
							PCC Germany Holdings GmbH	.DEU	NIA	PCC Finance Luxembourg LLC	Ownership	.31.000	Berkshire Hathaway Inc.	NO	
							PCC Germany Holdings GmbH	.DEU	NIA	Precision Castparts Corp.	Ownership	.69.000	Berkshire Hathaway Inc.	NO	
			98-0574217				PCC Luxembourg Holdings S.a r.l.	.LUX	NIA	Wyman-Gordon Forgings, Inc.	Ownership	.100.000	Berkshire Hathaway Inc.	NO	
			45-2600604				PCC Rollmet, Inc.	.CA	NIA	Precision Castparts Corp.	Ownership	.100.000	Berkshire Hathaway Inc.	NO	
			06-1114587				PCC Specialty Products, LLC	.DE	NIA	Precision Castparts Corp.	Ownership	.100.000	Berkshire Hathaway Inc.	NO	
			82-5103619				PCC Structurals Wax Center, LLC	.OR	NIA	PCC Structurals, Inc.	Ownership	.100.000	Berkshire Hathaway Inc.	NO	
			93-1220449				PCC Structurals, Inc.	.OR	NIA	Precision Castparts Corp.	Ownership	.100.000	Berkshire Hathaway Inc.	NO	
							PCC UK Finance Limited	.GBR	NIA	PCC UK Global Holdings Limited	Ownership	.100.000	Berkshire Hathaway Inc.	NO	
							PCC UK Global Holdings Limited	.GBR	NIA	Titanium Metals Corporation	Ownership	.100.000	Berkshire Hathaway Inc.	NO	
			20-0470898				PCG Agencies, Inc.	.MN	NIA	HomeServices Insurance, Inc.	Ownership	.100.000	Berkshire Hathaway Inc.	NO	
			22-3552432				PCRE, L.L.C.	.DE	NIA	PHM Holdings, LLC	Ownership	.100.000	Berkshire Hathaway Inc.	NO	
			46-3073631				Pecan Creek - GMC, LP	.OK	NIA	AHP Housing Fund 153, LLC	Ownership	.99.990	Berkshire Hathaway Inc.	NO	
			27-0854997				Pedcor Investments-2009-KIMAH, LP	.DE	NIA	AHP Housing Fund 117, LLC	Ownership	.99.990	Berkshire Hathaway Inc.	NO	
							Pegasus Community Solar Gardens, LLC	.MN	NIA	Geronimo Community Solar Gardens Holding Company, LLC	Ownership	.100.000	Berkshire Hathaway Inc.	NO	
			37-1787857				Pegasus CSG1, LLC	.MN	NIA	Pegasus Community Solar Gardens, LLC	Ownership	.100.000	Berkshire Hathaway Inc.	NO	
			47-4703078				Pegasus CSG2, LLC	.MN	NIA	Pegasus Community Solar Gardens, LLC	Ownership	.100.000	Berkshire Hathaway Inc.	NO	
			47-4722408				Penn Aluminum International LLC	.DE	NIA	Marmon Engineered Components Company	Ownership	.100.000	Berkshire Hathaway Inc.	NO	
			59-2744550				Penn Coal Land, Inc.	.DE	NIA	transition holdings, LLC	Ownership	.100.000	Berkshire Hathaway Inc.	NO	
			36-3972413				Penn Machine Company LLC	.DE	NIA	Marmon Transportation Services LLC	Ownership	.100.000	Berkshire Hathaway Inc.	NO	
			36-4031415				Peoria SLF LP	.IL	NIA	AHP Housing Fund 96, LLC	Ownership	.99.990	Berkshire Hathaway Inc.	NO	
			47-1409286				Perfection Auto Part (Shanghai) Co. Ltd.	.CHN	NIA	Marmon Services Limited	Ownership	.100.000	Berkshire Hathaway Inc.	NO	
							Perfection de Mexico, SAPI de CV	.MEX	NIA	Perfection Hy-Test Company	Ownership	.50.000	Berkshire Hathaway Inc.	NO	
			57-0835032				Perfection Hy-Test Company	.CHN	NIA	Marmon Highway Technologies LLC	Ownership	.100.000	Berkshire Hathaway Inc.	NO	
							Permaswage (Suzhou) Co. Ltd.	.CHN	NIA	Permaswage Holdings, Inc.	Ownership	.100.000	Berkshire Hathaway Inc.	NO	
							Permaswage Holding SAS	.FRA	NIA	Precision Castparts Corp.	Ownership	.100.000	Berkshire Hathaway Inc.	NO	
			26-2134220				Permaswage Holdings, Inc.	.DE	NIA	Permaswage Holding SAS	Ownership	.100.000	Berkshire Hathaway Inc.	NO	
							Permaswage SAS	.FRA	NIA	Permaswage Holding SAS	Ownership	.100.000	Berkshire Hathaway Inc.	NO	
			45-5116855				Perry County Properties, LP	.MS	NIA	AHP Housing Fund 73, LLC	Ownership	.99.990	Berkshire Hathaway Inc.	NO	
			82-4557680				PF Automotive LLC	.DE	NIA	Berkshire Hathaway Automotive Inc.	Ownership	.81.000	Berkshire Hathaway Inc.	NO	
			84-3964690				PFJE AssetCo Holdings LLC	.DE	NIA	PFJE Holdings LLC	Ownership	.100.000	Berkshire Hathaway Inc.	NO	
			87-2587410				PFJE CT Holdings LLC	.DE	NIA	PFJE AssetCo Holdings LLC	Ownership	.100.000	Berkshire Hathaway Inc.	NO	
			84-3949211				PFJE Holdings LLC	.DE	NIA	Pilot Travel Centers LLC	Ownership	.100.000	Berkshire Hathaway Inc.	NO	
			87-2681725				PFJE SOCIAL GP Holdings LLC	.DE	NIA	BunkerHill Holdings Company LLC	Ownership	.100.000	Berkshire Hathaway Inc.	NO	
			88-1683220				BUNKERHILL LP Holdings LLC	.DE	NIA	BunkerHill Holdings Company LLC	Ownership	.100.000	Berkshire Hathaway Inc.	NO	
			20-3759783				PFVT Motors, LLC	.DE	NIA	Berkshire Hathaway Automotive Inc.	Ownership	.78.000	Berkshire Hathaway Inc.	NO	
			20-3759783				PFVT Motors, LLC	.DE	NIA	BHA Minority Interest Holdco, Inc.	Ownership	.3.000	Berkshire Hathaway Inc.	NO	
			87-2873003				PHM Holdings, LLC	.DE	NIA	Prosperity Home Mortgage, LLC	Ownership	.100.000	Berkshire Hathaway Inc.	NO	
			33-0479882				Pickford Escrow Company, Inc.	.CA	NIA	Pickford Services Company	Ownership	.100.000	Berkshire Hathaway Inc.	NO	
			33-0724493				Pickford Holdings LLC	.CA	NIA	HomeServices of California, LLC	Ownership	.100.000	Berkshire Hathaway Inc.	NO	
			33-0960990				Pickford Real Estate, Inc.	.CA	NIA	HomeServices of California, LLC	Ownership	.100.000	Berkshire Hathaway Inc.	NO	
							Pickford Realty, Ltd., a California Limited Partnership	.CA	NIA	HomeServices of California, LLC	Ownership	.99.000	Berkshire Hathaway Inc.	NO	

ANNUAL STATEMENT FOR THE YEAR 2023 OF THE General Re Life Corporation

**SCHEDULE Y**  
**PART 1A - DETAIL OF INSURANCE HOLDING COMPANY SYSTEM**

1	2	3	4	5	6	7	8	9	10	11	12	13	14	15	16
Group Code	Group Name	NAIC Company Code	ID Number	Federal RSSD	CIK	Name of Securities Exchange if Publicly Traded (U.S. or International)	Names of Parent, Subsidiaries Or Affiliates	Domi-ciliary Location	Relation-ship to Reporting Entity	Directly Controlled by (Name of Entity/Person)	Type of Control (Ownership, Board, Management, Attorney-in-Fact, Influence, Other)	If Control is Ownership Provide Percentage	Ultimate Controlling Entity(ies)/Person(s)	Is an SCA Filing Re-quired? (Yes/No)	*
			33-0396055				Pickford Realty, Ltd., a California Limited Partnership	CA	NIA	Pickford Real Estate, Inc.	Ownership	1.000	Berkshire Hathaway Inc.	NO	
			33-0523297				Pickford Services Company	CA	NIA	HomeServices of California, LLC	Ownership	100.000	Berkshire Hathaway Inc.	NO	
			86-3024790				Piedmont Manufacturing Group, LLC	DE	NIA	Marmon Holdings, Inc.	Ownership	100.000	Berkshire Hathaway Inc.	NO	
							PigTek Europe GmbH	DEU	NIA	CTB Verwaltung GmbH	Ownership	100.000	Berkshire Hathaway Inc.	NO	
							PIGTEK VIETNAM COMPANY LIMITED	VNM	NIA	CTB, Inc. ("CTB")	Ownership	100.000	Berkshire Hathaway Inc.	NO	
							PiikaniLink, L.P.	CAN	NIA	AltLink Management Ltd.	Ownership	0.010	Berkshire Hathaway Inc.	NO	
							PiikaniLink, L.P.	CAN	NIA	AltLink, L.P.	Ownership	48.995	Berkshire Hathaway Inc.	NO	
							Pillar Capital Holdings Limited	BMU	NIA	Transatlantic Holdings, Inc.	Ownership	50.000	Berkshire Hathaway Inc.	NO	
			86-1395917				Pilot Arizona Pride - Yucca LLC	DE	NIA	Pilot Travel Centers LLC	Ownership	60.000	Berkshire Hathaway Inc.	NO	
			84-1995167				Pilot Arizona Pride LLC	DE	NIA	Pilot Travel Centers LLC	Ownership	50.000	Berkshire Hathaway Inc.	NO	
			83-0956686				Pilot Arizona South LLC	DE	NIA	Pilot Travel Centers LLC	Ownership	50.000	Berkshire Hathaway Inc.	NO	
			85-2999605				Pilot Arizona Venture LLC	DE	NIA	Pilot Travel Centers LLC	Ownership	50.000	Berkshire Hathaway Inc.	NO	
							Pilot Butte, LLC	DE	NIA	HomeServices of Oregon, LLC	Ownership	100.000	Berkshire Hathaway Inc.	NO	
			85-1092145				Pilot California Venture LLC	DE	NIA	Pilot Travel Centers LLC	Ownership	50.000	Berkshire Hathaway Inc.	NO	
			88-2328276				Pilot Emerging Mobility and Energy LLC	DE	NIA	PFJE Holdings LLC	Ownership	100.000	Berkshire Hathaway Inc.	NO	
			47-1100560				Pilot Manning LLC	DE	NIA	Pilot Travel Centers LLC	Ownership	50.000	Berkshire Hathaway Inc.	NO	
			76-0239371				Pilot of Texas LLC	TX	NIA	PTCAA Texas L.P.	Ownership	100.000	Berkshire Hathaway Inc.	NO	
			88-3541734				Pilot OFS Holdings LLC	DE	NIA	PFJE AssetCo Holdings LLC	Ownership	100.000	Berkshire Hathaway Inc.	NO	
			83-0783018				Pilot Pacific Northwest LLC	DE	NIA	Pilot Travel Centers LLC	Ownership	50.000	Berkshire Hathaway Inc.	NO	
			62-1716238				Pilot Receivables LLC	TN	NIA	Pilot Travel Centers LLC	Ownership	100.000	Berkshire Hathaway Inc.	NO	
			83-2470033				Pilot Texas West LLC	DE	NIA	Pilot Travel Centers LLC	Ownership	50.000	Berkshire Hathaway Inc.	NO	
			34-1953155				Pilot Travel Centers LLC	DE	NIA	National Indemnity Company	Ownership	80.000	Berkshire Hathaway Inc.	NO	
							Pilot Water Gathering Delaware Investments LLC	DE	NIA	Pilot Water Gathering Delaware LLC	Ownership	100.000	Berkshire Hathaway Inc.	NO	
			85-2531892				Pilot Water Gathering Delaware LLC	DE	NIA	Pilot Water Solutions LLC	Ownership	100.000	Berkshire Hathaway Inc.	NO	
			81-2172680				Pilot Water Solutions LLC	DE	NIA	Pilot OFS Holdings LLC	Ownership	79.500	Berkshire Hathaway Inc.	NO	
			83-0671454				Pilot Water Solutions Permian LLC	DE	NIA	Pilot Water Solutions LLC	Ownership	100.000	Berkshire Hathaway Inc.	NO	
			20-5620889				Pilot Water Solutions SWD LLC	DE	NIA	Pilot Water Solutions LLC	Ownership	100.000	Berkshire Hathaway Inc.	NO	
			82-3297278				Pilot West LLC	DE	NIA	Pilot Travel Centers LLC	Ownership	50.000	Berkshire Hathaway Inc.	NO	
			83-3223448				Pilot Xpress Arizona LLC	DE	NIA	Pilot Travel Centers LLC	Ownership	50.000	Berkshire Hathaway Inc.	NO	
			85-0746382				Pilot Xpress LLC	DE	NIA	Pilot Travel Centers LLC	Ownership	50.000	Berkshire Hathaway Inc.	NO	
			84-4065827				Pine Canyon Land Company	DE	NIA	BNSF Railway Company	Ownership	100.000	Berkshire Hathaway Inc.	NO	
			36-3357364				Pine Grove Ackerman, LP	MS	NIA	AHP Housing Fund 74, LLC	Ownership	99.990	Berkshire Hathaway Inc.	NO	
			45-4715139				Pineview Housing LLLP	MN	NIA	AHP Housing Fund 59, LLC	Ownership	99.990	Berkshire Hathaway Inc.	NO	
			46-1508038				Pinnacle Nissan, LLC	DE	NIA	Berkshire Hathaway Automotive Inc.	Ownership	91.000	Berkshire Hathaway Inc.	NO	
			86-0807824				Pinyon Pines Funding, LLC	DE	NIA	Pinyon Pines Projects Holding, LLC	Ownership	100.000	Berkshire Hathaway Inc.	NO	
			81-4837773				Pinyon Pines I Holding Company, LLC	DE	NIA	BHE Wind, LLC	Ownership	100.000	Berkshire Hathaway Inc.	NO	
			46-1859029				Pinyon Pines II Holding Company, LLC	DE	NIA	BHE Wind, LLC	Ownership	100.000	Berkshire Hathaway Inc.	NO	
			46-1865130				Pinyon Pines Projects Holding, LLC	DE	NIA	BHE Wind, LLC	Ownership	100.000	Berkshire Hathaway Inc.	NO	
			81-4812743				Pinyon Pines Wind I, LLC	DE	NIA	Pinyon Pines I Holding Company, LLC	Ownership	100.000	Berkshire Hathaway Inc.	NO	
			27-1465453				Pinyon Pines Wind II, LLC	DE	NIA	Pinyon Pines II Holding Company, LLC	Ownership	100.000	Berkshire Hathaway Inc.	NO	
			27-2498877				Piper Finance Company, Inc	DE	NIA	TTI, Inc.	Ownership	100.000	Berkshire Hathaway Inc.	NO	
			88-3955526				Pivotal JAX LNG, LLC	DE	NIA	Pivotal LNG, LLC	Ownership	100.000	Berkshire Hathaway Inc.	NO	
			36-4801462				Pivotal LNG, LLC	DE	NIA	NicHe LNG, LLC	Ownership	100.000	Berkshire Hathaway Inc.	NO	
			20-5447265				PIVT Motors, LLC	DE	NIA	Berkshire Hathaway Automotive Inc.	Ownership	85.000	Berkshire Hathaway Inc.	NO	
			26-0811908				Planbay Limited	IRL	NIA	Anchorbouy Ltd	Ownership	100.000	Berkshire Hathaway Inc.	NO	
			98-1640952				Platinum Global Services Pty Ltd	AUS	NIA	MiTek Australia Ltd.	Ownership	100.000	Berkshire Hathaway Inc.	NO	
0031	Berkshire Hathaway Group	18619	56-0997453				Platte River Insurance Company	NE	IA	Capitol Indemnity Corporation	Ownership	100.000	Berkshire Hathaway Inc.	NO	

53,158

ANNUAL STATEMENT FOR THE YEAR 2023 OF THE General Re Life Corporation

**SCHEDULE Y**

**PART 1A - DETAIL OF INSURANCE HOLDING COMPANY SYSTEM**

1	2	3	4	5	6	7	8	9	10	11	12	13	14	15	16			
Group Code	Group Name	NAIC Company Code	ID Number	Federal RSSD	CIK	Name of Securities Exchange if Publicly Traded (U.S. or International)	Names of Parent, Subsidiaries Or Affiliates	Domiciliary Location	Relationship to Reporting Entity	Directly Controlled by (Name of Entity/Person)	Type of Control (Ownership, Board, Management, Attorney-in-Fact, Influence, Other)	If Control is Ownership Provide Percentage	Ultimate Controlling Entity(ies)/Person(s)	Is an SCA Filing Required? (Yes/No)	*			
0031	Berkshire Hathaway Group	39594	45-3171599				Playa del Pueblo, Ltd.	TX	NIA	AHP Housing Fund 17, LLC	Ownership	99.990	Berkshire Hathaway Inc.	NO				
			52-1280328				Plaza Financial Services Company	DE	NIA	Government Employees Insurance Company	Ownership	100.000	Berkshire Hathaway Inc.	NO				
			52-1242003				Plaza Resources Company	DE	NIA	GEICO Corporation	Ownership	100.000	Berkshire Hathaway Inc.	NO				
			45-4776750				Plaza Square 50 LP	MO	NIA	AHP Housing Fund 27, LLC	Ownership	98.990	Berkshire Hathaway Inc.	NO				
			45-4776750				Plaza Square 50 LP	MO	NIA	AHP State Housing Fund 1, LLC	Ownership	1.000	Berkshire Hathaway Inc.	NO				
			73-1088591				PLICO, Inc.	OK	IA	MedPro Group Inc	Ownership	100.000	Berkshire Hathaway Inc.	NO				
			22-3769576				PNJP, LLC	DE	NIA	HomeServices Northeast, LLC	Ownership	100.000	Berkshire Hathaway Inc.	NO				
			86-1009290				PWMT Motors, LLC	DE	NIA	Berkshire Hathaway Automotive Inc.	Ownership	85.000	Berkshire Hathaway Inc.	NO				
			30-0743257				PW Referral, LLC	WA	NIA	HomeServices of Washington, LLC	Ownership	100.000	Berkshire Hathaway Inc.	NO				
										Lubrizol Advanced Materials Holding Corporation	Ownership	100.000	Berkshire Hathaway Inc.	NO				
										Point B Ventures, LLC	DE	NIA	AHP Housing Fund 24, LLC	Ownership	99.990	Berkshire Hathaway Inc.	NO	
										Point Place Partners, LP	MS	NIA	Geronimo Community Solar Gardens Holding Company, LLC	Ownership	100.000	Berkshire Hathaway Inc.	NO	
										Pollux Community Solar Gardens, LLC	MN	NIA	Pollux Community Solar Gardens, LLC	Ownership	100.000	Berkshire Hathaway Inc.	NO	
										Pollux CSG1, LLC	MN	NIA	Pollux Community Solar Gardens, LLC	Ownership	100.000	Berkshire Hathaway Inc.	NO	
										Pollux CSG2, LLC	MN	NIA	Pollux Community Solar Gardens, LLC	Ownership	100.000	Berkshire Hathaway Inc.	NO	
										Polyols Holdings, Inc.	DE	NIA	Polywert GmbH	Ownership	100.000	Berkshire Hathaway Inc.	NO	
										Polysols Textile Solutions, Inc.	SC	NIA	Polysols Holdings, Inc.	Ownership	100.000	Berkshire Hathaway Inc.	NO	
										Polywert GmbH	DEU	NIA	Johns Manville GmbH	Ownership	33.660	Berkshire Hathaway Inc.	NO	
										Port Terminal Railroad Association	TX	NIA	BNSF Railway Company	Ownership	0.000	Berkshire Hathaway Inc.	NO	
										Portland Terminal Railroad Company	OR	NIA	BNSF Railway Company	Ownership	40.000	Berkshire Hathaway Inc.	NO	
										Power Train Savers, Inc.	CAN	NIA	Sonnax Transmission Company	Ownership	100.000	Berkshire Hathaway Inc.	NO	
										Powerex-Iwata Air Technology, Inc.	DE	NIA	BHSF, Inc.	Ownership	67.000	Berkshire Hathaway Inc.	NO	
										PowerGrid (Central) Limited	GBR	NIA	Northern Electric plc.	Ownership	100.000	Berkshire Hathaway Inc.	NO	
										PowerGrid (East) Limited	GBR	NIA	Northern Electric plc.	Ownership	100.000	Berkshire Hathaway Inc.	NO	
										PowerGrid (Eastern) Limited	GBR	NIA	Northern Electric plc.	Ownership	100.000	Berkshire Hathaway Inc.	NO	
										PowerGrid (Midlands) Limited	GBR	NIA	Northern Electric plc.	Ownership	100.000	Berkshire Hathaway Inc.	NO	
										PowerGrid (North East) Limited	GBR	NIA	Northern Electric plc.	Ownership	100.000	Berkshire Hathaway Inc.	NO	
										PowerGrid (North Eastern) Limited	GBR	NIA	Northern Electric plc.	Ownership	100.000	Berkshire Hathaway Inc.	NO	
										PowerGrid (North West) Limited	GBR	NIA	Northern Electric plc.	Ownership	100.000	Berkshire Hathaway Inc.	NO	
										PowerGrid (North Western) Limited	GBR	NIA	Northern Electric plc.	Ownership	100.000	Berkshire Hathaway Inc.	NO	
										PowerGrid (North) Limited	GBR	NIA	Northern Electric plc.	Ownership	100.000	Berkshire Hathaway Inc.	NO	
										PowerGrid (Northern) Limited	GBR	NIA	Northern Electric plc.	Ownership	100.000	Berkshire Hathaway Inc.	NO	
										PowerGrid (South East) Limited	GBR	NIA	Northern Electric plc.	Ownership	100.000	Berkshire Hathaway Inc.	NO	
										PowerGrid (South Eastern) Limited	GBR	NIA	Northern Electric plc.	Ownership	100.000	Berkshire Hathaway Inc.	NO	
										PowerGrid (South West) Limited	GBR	NIA	Northern Electric plc.	Ownership	100.000	Berkshire Hathaway Inc.	NO	
										PowerGrid (South Western) Limited	GBR	NIA	Northern Electric plc.	Ownership	100.000	Berkshire Hathaway Inc.	NO	
										PowerGrid (South) Limited	GBR	NIA	Northern Electric plc.	Ownership	100.000	Berkshire Hathaway Inc.	NO	
										PowerGrid (Southern) Limited	GBR	NIA	Northern Electric plc.	Ownership	100.000	Berkshire Hathaway Inc.	NO	
										PowerGrid (West) Limited	GBR	NIA	Northern Electric plc.	Ownership	100.000	Berkshire Hathaway Inc.	NO	
										PowerGrid (Western) Limited	GBR	NIA	Northern Electric plc.	Ownership	100.000	Berkshire Hathaway Inc.	NO	
										PowerGrid (Yorkshire) Limited	GBR	NIA	Northern Electric plc.	Ownership	100.000	Berkshire Hathaway Inc.	NO	
										PPW Holdings LLC	DE	NIA	Berkshire Hathaway Energy Company	Ownership	100.000	Berkshire Hathaway Inc.	NO	
										Precision Brand Products, Inc.	DE	NIA	Pan American Screw LLC	Ownership	100.000	Berkshire Hathaway Inc.	NO	
										Precision Castparts Corp.	OR	NIA	Berkshire Hathaway Inc.	Ownership	100.000	Berkshire Hathaway Inc.	NO	
										Precision Castparts Corp. France S.a.r.l.	FRA	NIA	PCC UK Global Holdings Limited	Ownership	100.000	Berkshire Hathaway Inc.	NO	
							Precision Castparts CZ s.r.o.	CZE	NIA	Precision Castparts Corp.	Ownership	100.000	Berkshire Hathaway Inc.	NO				
							Precision Cutting Technologies, Inc.	DE	NIA	ITTI Investment Holdings Inc.	Ownership	100.000	Berkshire Hathaway Inc.	NO				

ANNUAL STATEMENT FOR THE YEAR 2023 OF THE General Re Life Corporation

**SCHEDULE Y**

**PART 1A - DETAIL OF INSURANCE HOLDING COMPANY SYSTEM**

1	2	3	4	5	6	7	8	9	10	11	12	13	14	15	16
Group Code	Group Name	NAIC Company Code	ID Number	Federal RSSD	CIK	Name of Securities Exchange if Publicly Traded (U.S. or International)	Names of Parent, Subsidiaries Or Affiliates	Domi-ciliary Location	Relation-ship to Reporting Entity	Directly Controlled by (Name of Entity/Person)	Type of Control (Ownership, Board, Management, Attorney-in-Fact, Influence, Other)	If Control is Ownership Provide Percentage	Ultimate Controlling Entity(ies)/Person(s)	Is an SCA Filing Re-quired? (Yes/No)	*
			82-5373403				Precision Cutting Tools, LLC	DE	NIA	ITTI Investment Holdings Inc.	Ownership	51.000	Berkshire Hathaway Inc.	NO	
			37-1447596				Precision Edge Surgical Products Company LLC	DE	NIA	Apex (China) Holding Company LLC	Ownership	100.000	Berkshire Hathaway Inc.	NO	
			94-1047949				Precision Founders, Inc.	CA	NIA	Wyman-Gordon Company	Ownership	100.000	Berkshire Hathaway Inc.	NO	
			36-3005603				Precision Steel Warehouse, Inc.	IL	NIA	Pan American Screw LLC	Ownership	100.000	Berkshire Hathaway Inc.	NO	
							Preco Sp.Z.O.O.	POL	NIA	IMC International Metalworking Companies Inc.	Ownership	99.000	Berkshire Hathaway Inc.	NO	
							Preco Sp.Z.O.O.	POL	NIA	Iscar Poland Sp. Z.o.o.	Ownership	1.000	Berkshire Hathaway Inc.	NO	
			56-2042696				Preferred Carolinas Realty, Inc.	NC	NIA	HomeServices of the Carolinas, Inc.	Ownership	100.000	Berkshire Hathaway Inc.	NO	
							Premium Medical Protection Limited	GBR	NIA	SLI Holding Limited	Ownership	100.000	Berkshire Hathaway Inc.	NO	
			95-3315953				Press Forge Company	CA	NIA	Precision Castparts Corp.	Ownership	100.000	Berkshire Hathaway Inc.	NO	
			20-1322471				Prime Alliance Real Estate Services, LLC	WA	NIA	HomeServices of Washington, LLC	Ownership	50.000	Berkshire Hathaway Inc.	NO	
			98-1093544				Primus International Cayman Co.	CYM	NIA	Primus International LLC	Ownership	100.000	Berkshire Hathaway Inc.	NO	
			33-1139106				Primus International Holding LLC	DE	NIA	Protective Coatings, Inc.	Ownership	100.000	Berkshire Hathaway Inc.	NO	
			91-0941460				Primus International LLC	WA	NIA	Primus International Holding LLC	Ownership	100.000	Berkshire Hathaway Inc.	NO	
							Primus International Suzhou Ltd.	CHN	NIA	Primus International Cayman Co.	Ownership	100.000	Berkshire Hathaway Inc.	NO	
			98-0470702				Prince Castle Inc (Ningbo)	CHN	NIA	Marmon Services Limited	Ownership	100.000	Berkshire Hathaway Inc.	NO	
							Prince Castle Kitchen Equipment (Shanghai) Co., Ltd.	CHN	NIA	Prince Castle Inc (Ningbo)	Ownership	100.000	Berkshire Hathaway Inc.	NO	
0031	Berkshire Hathaway Group	42226	88-1201456				Princeton Insurance Company	NJ	IA	MedPro Group Inc	Ownership	100.000	Berkshire Hathaway Inc.	NO	
			22-2386692				Printworks Ventures, LLC	NC	NIA	AHP Housing Fund 201, LLC	Ownership	98.990	Berkshire Hathaway Inc.	NO	
			81-4827773				Priority One Financial Services, Inc.	FL	NIA	Forest River, Inc.	Ownership	100.000	Berkshire Hathaway Inc.	NO	
			20-8615648				Priority Title Corporation	WI	NIA	HSW Affiliates Holding, LLC	Ownership	100.000	Berkshire Hathaway Inc.	NO	
			39-1726603							Marmon Tubing, Fittings & Wire Products, Inc.	Ownership	100.000	Berkshire Hathaway Inc.	NO	
			81-5422780				PRISM Holdings LLC	DE	NIA	Marmon Engineered Components Company	Ownership	99.000	Berkshire Hathaway Inc.	NO	
							PRISM Mexico, S. De R.L. De C.V.	MEX	NIA	PRISM Plastics, Inc.	Ownership	1.000	Berkshire Hathaway Inc.	NO	
							PRISM Mexico, S. De R.L. De C.V.	MEX	NIA	PRISM Holdings LLC	Ownership	100.000	Berkshire Hathaway Inc.	NO	
			37-1753874				PRISM Plastics, Inc.	DE	NIA	BHE Solar, LLC	Ownership	100.000	Berkshire Hathaway Inc.	NO	
			93-2684305				PRL Solar, LLC	DE	NIA	BunkerHill Holdings Company LLC	Ownership	100.000	Berkshire Hathaway Inc.	NO	
			75-2279730				Pro Petroleum LLC	DE	NIA	Pilot Travel Centers LLC	Ownership	100.000	Berkshire Hathaway Inc.	NO	
			86-3886730				Pro Saratoga Transport LLC	TX	NIA	Pro Petroleum LLC	Ownership	100.000	Berkshire Hathaway Inc.	NO	
			90-0325647				Pro Terminal Operators LLC	CAN	NIA	The Marmon Group of Canada Ltd.	Ownership	100.000	Berkshire Hathaway Inc.	NO	
							Procor Alberta Inc.	CAN	NIA	The Marmon Group of Canada Ltd.	Ownership	100.000	Berkshire Hathaway Inc.	NO	
							Procor Limited	CAN	NIA	Procor Repair Services Ltd.	Ownership	100.000	Berkshire Hathaway Inc.	NO	
							Procor Railcar Repair Services Company	CAN	NIA	Procor Limited	Ownership	100.000	Berkshire Hathaway Inc.	NO	
							Procor Repair Services Ltd.	CAN	NIA	Procovas SAS	Ownership	100.000	Berkshire Hathaway Inc.	NO	
							Procovas GMBH	DEU	NIA	Marmon Engineered Components Company	Ownership	100.000	Berkshire Hathaway Inc.	NO	
							Procovas SAS	FRA	NIA	Marmon Crane Services, Inc.	Ownership	100.000	Berkshire Hathaway Inc.	NO	
			35-2208667				Procrane Holdings, Inc.	DE	NIA	Procrane Holdings, Inc.	Ownership	100.000	Berkshire Hathaway Inc.	NO	
							Procrane Inc.	CAN	NIA	Procrane Inc.	Ownership	100.000	Berkshire Hathaway Inc.	NO	
							Procrane Sales Inc.	CAN	NIA	Marmon Ride Control Products LLC	Ownership	0.100	Berkshire Hathaway Inc.	NO	
							Productos de Marmon Paseo Controles, S.A. de C.V.	MEX	NIA	Perfection Hy-Test Company	Ownership	99.900	Berkshire Hathaway Inc.	NO	
							Productos de Marmon Paseo Controles, S.A. de C.V.	MEX	NIA	ITTI Group USA Holdings, Inc.	Ownership	50.980	Berkshire Hathaway Inc.	NO	
			80-0077728				Productos Industriales Rrks Sa De Cv	MEX	NIA	Union Sales,LLC	Ownership	2.000	Berkshire Hathaway Inc.	NO	
							Productos San Jose S.de.R.L.C.V.	HND	NIA	Union Underwear Company, Inc.	Ownership	98.000	Berkshire Hathaway Inc.	NO	
			80-0077728				Productos San Jose S.de.R.L.C.V.	HND	NIA	Transatlantic Holdings, Inc.	Ownership	100.000	Berkshire Hathaway Inc.	NO	
			20-4872787				Professional Risk Management Services, Inc.	DE	NIA	Precision Castparts Corp.	Ownership	100.000	Berkshire Hathaway Inc.	NO	
			41-2127968				Progressive Incorporated	DE	NIA		Ownership	100.000	Berkshire Hathaway Inc.	NO	

ANNUAL STATEMENT FOR THE YEAR 2023 OF THE General Re Life Corporation

**SCHEDULE Y**

**PART 1A - DETAIL OF INSURANCE HOLDING COMPANY SYSTEM**

1	2	3	4	5	6	7	8	9	10	11	12	13	14	15	16
Group Code	Group Name	NAIC Company Code	ID Number	Federal RSSD	CIK	Name of Securities Exchange if Publicly Traded (U.S. or International)	Names of Parent, Subsidiaries Or Affiliates	Domiciliary Location	Relationship to Reporting Entity	Directly Controlled by (Name of Entity/Person)	Type of Control (Ownership, Board, Management, Attorney-in-Fact, Influence, Other)	If Control is Ownership Provide Percentage	Ultimate Controlling Entity(ies)/Person(s)	Is an SCA Filing Required? (Yes/No)	*
			47-1356981				Project CSI, LLC	..IN.....	..NIA.....	Artform International Inc.	Ownership.....	100.000	Berkshire Hathaway Inc.	....NO.....	
			26-4498790				Prolium Industries Ltd.	..CAN....	..NIA.....	Marmon Logistics Inc.	Ownership.....	100.000	Berkshire Hathaway Inc.	....NO.....	
			84-2261698				Property Services Northeast, LLC	..CT.....	..NIA.....	PCRE, L.L.C.	Ownership.....	100.000	Berkshire Hathaway Inc.	....NO.....	
			20-5216358				Prosperity First Title, LLC	..DE.....	..NIA.....	HomeServices of Minnesota, LLC	Ownership.....	100.000	Berkshire Hathaway Inc.	....NO.....	
			91-0836177				Prosperity Home Mortgage, LLC	..VA.....	..NIA.....	Long & Foster Mortgage Ventures, Inc.	Ownership.....	100.000	Berkshire Hathaway Inc.	....NO.....	
			27-2172519				Protective Coatings, Inc.	..IA.....	..NIA.....	Precision Castparts Corp.	Ownership.....	100.000	Berkshire Hathaway Inc.	....NO.....	
			82-2847711				Proterra Energy Solutions Inc	..CAN....	..NIA.....	Prolium Industries Ltd.	Ownership.....	100.000	Berkshire Hathaway Inc.	....NO.....	
			93-1013911				Providence Realty Affordable Housing, LLC	..DE.....	..NIA.....	AHP Housing Fund 119, LLC	Ownership.....	99.990	Berkshire Hathaway Inc.	....NO.....	
			47-2323806				Providence Ted Trout Drive, LP	..TX.....	..NIA.....	AHP Housing Fund 218, LLC	Ownership.....	99.980	Berkshire Hathaway Inc.	....NO.....	
							Pru - One, Inc.	..OR.....	..NIA.....	HomeServices of Oregon, LLC	Ownership.....	100.000	Berkshire Hathaway Inc.	....NO.....	
							PSR Enterprises, LLC	..SC.....	..NIA.....	Polysols Holdings, Inc.	Ownership.....	100.000	Berkshire Hathaway Inc.	....NO.....	
							PT Tunggaloy Indonesia	..IDN....	..NIA.....	IMC International Metalworking Companies Inc.	Ownership.....	51.000	Berkshire Hathaway Inc.	....NO.....	
							PT. Schulz Indonesia	..IDN....	..NIA.....	Wilhelm Schulz GmbH	Ownership.....	100.000	Berkshire Hathaway Inc.	....NO.....	
							PT. TaeguTec Indonesia	..IDN....	..NIA.....	IMC International Metalworking Companies Inc.	Ownership.....	51.000	Berkshire Hathaway Inc.	....NO.....	
			74-3012837				PTC Delaware LLC	..DE.....	..NIA.....	Pilot Travel Centers LLC	Ownership.....	100.000	Berkshire Hathaway Inc.	....NO.....	
			20-8648968				PTC Kearney II LLC	..DE.....	..NIA.....	Pilot Travel Centers LLC	Ownership.....	100.000	Berkshire Hathaway Inc.	....NO.....	
			20-8649023				PTC Kearney III LLC	..DE.....	..NIA.....	Pilot Travel Centers LLC	Ownership.....	100.000	Berkshire Hathaway Inc.	....NO.....	
			20-8649055				PTC Kearney IV LLC	..DE.....	..NIA.....	Pilot Travel Centers LLC	Ownership.....	100.000	Berkshire Hathaway Inc.	....NO.....	
			26-1814139				PTC-220, LLC	..DE.....	..NIA.....	BNSF Spectrum, Inc.	Ownership.....	14.285	Berkshire Hathaway Inc.	....NO.....	
			74-3013261				PTCAA Texas L.P.	..TX.....	..NIA.....	Pilot Travel Centers LLC	Ownership.....	1.000	Berkshire Hathaway Inc.	....NO.....	
			74-3013261				PTCAA Texas L.P.	..TX.....	..NIA.....	PTC Delaware LLC	Ownership.....	99.000	Berkshire Hathaway Inc.	....NO.....	
			84-4651386				PWSP 137	..TX.....	..NIA.....	Pilot Water Solutions Permian LLC	Ownership.....	95.290	Berkshire Hathaway Inc.	....NO.....	
			84-4665308				PWSP Clark	..TX.....	..NIA.....	Pilot Water Solutions Permian LLC	Ownership.....	99.500	Berkshire Hathaway Inc.	....NO.....	
			84-4703540				PWSP Ernest	..TX.....	..NIA.....	Pilot Water Solutions Permian LLC	Ownership.....	99.000	Berkshire Hathaway Inc.	....NO.....	
			84-4729802				PWSP Haney	..TX.....	..NIA.....	Pilot Water Solutions Permian LLC	Ownership.....	91.000	Berkshire Hathaway Inc.	....NO.....	
			84-4768495				PWSP Henderson	..TX.....	..NIA.....	Pilot Water Solutions Permian LLC	Ownership.....	99.000	Berkshire Hathaway Inc.	....NO.....	
			84-4773509				PWSP Hughes I	..TX.....	..NIA.....	Pilot Water Solutions Permian LLC	Ownership.....	93.000	Berkshire Hathaway Inc.	....NO.....	
			84-4793053				PWSP Hughes II	..TX.....	..NIA.....	Pilot Water Solutions Permian LLC	Ownership.....	97.000	Berkshire Hathaway Inc.	....NO.....	
			84-4822798				PWSP Moreland	..TX.....	..NIA.....	Pilot Water Solutions Permian LLC	Ownership.....	75.190	Berkshire Hathaway Inc.	....NO.....	
			88-2309456				PWSP OpCo II LLC	..TX.....	..NIA.....	Pilot Water Solutions Permian LLC	Ownership.....	100.000	Berkshire Hathaway Inc.	....NO.....	
			84-4829833				PWSP Tom	..TX.....	..NIA.....	Pilot Water Solutions Permian LLC	Ownership.....	95.850	Berkshire Hathaway Inc.	....NO.....	
							Pyrometrics Ltd	..GBR....	..NIA.....	COPI Europe Limited	Ownership.....	100.000	Berkshire Hathaway Inc.	....NO.....	
			99-0454734				Qingdao TBS Co., Ltd	..CHN....	..NIA.....	Marmon Holdings, Inc.	Ownership.....	100.000	Berkshire Hathaway Inc.	....NO.....	
			38-4424128				QS ACE LLC	..DE.....	..NIA.....	QS Partners LLC	Ownership.....	100.000	Berkshire Hathaway Inc.	....NO.....	
			47-3591620				QS Financial Services LLC	..DE.....	..NIA.....	NetJets Financial Holdings LLC	Ownership.....	100.000	Berkshire Hathaway Inc.	....NO.....	
			84-2062142				QS Partners LLC	..DE.....	..NIA.....	NetJets Inc.	Ownership.....	100.000	Berkshire Hathaway Inc.	....NO.....	
			87-0242145				QS Security Services LLC	..DE.....	..NIA.....	NetJets Inc.	Ownership.....	100.000	Berkshire Hathaway Inc.	....NO.....	
			61-0366810				R. C. Willey Home Furnishings	..UT.....	..NIA.....	Berkshire Hathaway Inc.	Ownership.....	100.000	Berkshire Hathaway Inc.	....NO.....	
							R.C. Tway Company, LLC	..KY.....	..NIA.....	Marmon Highway Technologies LLC	Ownership.....	81.620	Berkshire Hathaway Inc.	....NO.....	
							Radiant-RSCC Specialty Cable Private Limited	..IND....	..NIA.....	RSCC (Singapore) PTE Ltd.	Ownership.....	51.000	Berkshire Hathaway Inc.	....NO.....	
0031	Berkshire Hathaway Group	15756	47-2408195				Radnor Specialty Insurance Company	..NE.....	..IA.....	Mount Vernon Specialty Insurance Company	Ownership.....	100.000	Berkshire Hathaway Inc.	....NO.....	
			00-0000000				Railmarketplace.com, Inc.	..DE.....	..NIA.....	BNSF Railway Company	Ownership.....	18.850	Berkshire Hathaway Inc.	....NO.....	
			12-2680382				Railserve Inc.	..CAN....	..NIA.....	The Marmon Group of Canada Ltd.	Ownership.....	100.000	Berkshire Hathaway Inc.	....NO.....	
							Railserve Mexicana, S de R.L. de C.V.	..MEX....	..NIA.....	Marmon Transportation Services LLC	Ownership.....	3.330	Berkshire Hathaway Inc.	....NO.....	
							Railserve Mexicana, S de R.L. de C.V.	..MEX....	..NIA.....	Railserve, Inc.	Ownership.....	96.670	Berkshire Hathaway Inc.	....NO.....	
			58-2145131				Railserve, Inc.	..DE.....	..NIA.....	Marmon Transportation Services LLC	Ownership.....	100.000	Berkshire Hathaway Inc.	....NO.....	

ANNUAL STATEMENT FOR THE YEAR 2023 OF THE General Re Life Corporation

**SCHEDULE Y**  
**PART 1A - DETAIL OF INSURANCE HOLDING COMPANY SYSTEM**

1	2	3	4	5	6	7	8	9	10	11	12	13	14	15	16
Group Code	Group Name	NAIC Company Code	ID Number	Federal RSSD	CIK	Name of Securities Exchange if Publicly Traded (U.S. or International)	Names of Parent, Subsidiaries Or Affiliates	Domiciliary Location	Relationship to Reporting Entity	Directly Controlled by (Name of Entity/Person)	Type of Control (Ownership, Board, Management, Attorney-in-Fact, Influence, Other)	If Control is Ownership Provide Percentage	Ultimate Controlling Entity(ies)/Person(s)	Is an SCA Filing Required? (Yes/No)	*
			83-0508548				Railsplitter Holdings Corporation	DE	NIA	General Reinsurance Corporation	Ownership	100.000	Berkshire Hathaway Inc.	NO	
			27-1865020				RathGibson Holding Co. LLC	DE	NIA	Precision Castparts Corp.	Ownership	100.000	Berkshire Hathaway Inc.	NO	
			27-2518836				RathGibson Janesville LLC	DE	NIA	RathGibson LLC	Ownership	100.000	Berkshire Hathaway Inc.	NO	
			27-2513076				RathGibson LLC	DE	NIA	RathGibson Holding Co. LLC	Ownership	100.000	Berkshire Hathaway Inc.	NO	
			27-2519007				RathGibson North Branch LLC	DE	NIA	RathGibson LLC	Ownership	100.000	Berkshire Hathaway Inc.	NO	
			98-1152465				Ray-Q Interconnection Technologies India Private Ltd	IND	NIA	Ray-Q Ltd	Ownership	100.000	Berkshire Hathaway Inc.	NO	
			98-1150098				Ray-Q Ltd	ISR	NIA	TTI, Inc.	Ownership	100.000	Berkshire Hathaway Inc.	NO	
			26-4557530				Ray-Q, LLC	DE	NIA	Ray-Q Ltd	Ownership	100.000	Berkshire Hathaway Inc.	NO	
			86-1764442				RC Willey 5600 West LLC	UT	NIA	R. C. Willey Home Furnishings	Ownership	100.000	Berkshire Hathaway Inc.	NO	
			27-2774178				RCJD Motors, LLC	DE	NIA	Berkshire Hathaway Automotive Inc.	Ownership	81.000	Berkshire Hathaway Inc.	NO	
			27-2774178				RCJD Motors, LLC	DE	NIA	BHA Minority Interest Holdco, Inc.	Ownership	5.000	Berkshire Hathaway Inc.	NO	
			87-4527726				RCP Logistics, LLC	NE	NIA	Nebraska Furniture Mart, Inc.	Ownership	100.000	Berkshire Hathaway Inc.	NO	
			27-0106408				Real Estate Knowledge Services, LLC	CT	NIA	PORE, L.L.C.	Ownership	100.000	Berkshire Hathaway Inc.	NO	
			52-2205242				Real Living Real Estate, LLC	DE	NIA	HSF Affiliates LLC	Ownership	100.000	Berkshire Hathaway Inc.	NO	
							Realm Home Mortgage, LLC	DE	NIA	Prosperity Home Mortgage, LLC	Ownership	100.000	Berkshire Hathaway Inc.	NO	
			86-1713561				Realm Title Agency, LLC	DE	NIA	Mid-States Title Insurance Agency, LLC	Ownership	51.000	Berkshire Hathaway Inc.	NO	
							Reductores De Mexico, S.A.	MEX	NIA	Amarillo Gear Company LLC	Ownership	49.000	Berkshire Hathaway Inc.	NO	
0031	Berkshire Hathaway Group	11673	47-0530076				Redwood Fire and Casualty Insurance Company	NE	IA	National Indemnity Company	Ownership	100.000	Berkshire Hathaway Inc.	NO	
			48-1133651				Reece & Nichols Alliance, Inc.	KS	NIA	Reece & Nichols Realtors, Inc.	Ownership	100.000	Berkshire Hathaway Inc.	NO	
			48-1031064				Reece & Nichols Realtors, Inc.	KS	NIA	HomeServices of Mogan, LLC	Ownership	100.000	Berkshire Hathaway Inc.	NO	
			48-1207012				Reece Commercial, Inc.	KS	NIA	Reece & Nichols Realtors, Inc.	Ownership	100.000	Berkshire Hathaway Inc.	NO	
			13-3132798				Referral Associates of Georgia, LLC	GA	NIA	HSGA Real Estate Group, L.L.C.	Ownership	100.000	Berkshire Hathaway Inc.	NO	
			25-1876439				Referral Network of IL, LLC	DE	NIA	HomeServices of Illinois, LLC	Ownership	100.000	Berkshire Hathaway Inc.	NO	
			43-1572730				Reliable Automotive, LLC	DE	NIA	Berkshire Hathaway Automotive Inc.	Ownership	81.000	Berkshire Hathaway Inc.	NO	
			43-1572730				Reliable Automotive, LLC	DE	NIA	BHA Minority Interest Holdco, Inc.	Ownership	5.000	Berkshire Hathaway Inc.	NO	
			43-0898180				Reliable Chevrolet (MO), LLC	DE	NIA	Berkshire Hathaway Automotive Inc.	Ownership	81.000	Berkshire Hathaway Inc.	NO	
			43-0898180				Reliable Chevrolet (MO), LLC	DE	NIA	BHA Minority Interest Holdco, Inc.	Ownership	10.000	Berkshire Hathaway Inc.	NO	
			85-0360254				Reliable Chevrolet (NM), LLC	DE	NIA	Berkshire Hathaway Automotive Inc.	Ownership	88.500	Berkshire Hathaway Inc.	NO	
			75-2827270				Reliable Chevrolet II (TX), LLC	DE	NIA	Berkshire Hathaway Automotive Inc.	Ownership	81.000	Berkshire Hathaway Inc.	NO	
			43-1796195				Reliable Imports & Motorhomes, LLC	DE	NIA	Berkshire Hathaway Automotive Inc.	Ownership	81.000	Berkshire Hathaway Inc.	NO	
			43-1796195				Reliable Imports & Motorhomes, LLC	DE	NIA	BHA Minority Interest Holdco, Inc.	Ownership	10.000	Berkshire Hathaway Inc.	NO	
			45-4865766				Reliable Motors (AU), LLC	DE	NIA	Berkshire Hathaway Automotive Inc.	Ownership	81.000	Berkshire Hathaway Inc.	NO	
			45-4865766				Reliable Motors (AU), LLC	DE	NIA	BHA Minority Interest Holdco, Inc.	Ownership	5.000	Berkshire Hathaway Inc.	NO	
			85-0379704				Reliable, LLC	DE	NIA	Berkshire Hathaway Automotive Inc.	Ownership	91.000	Berkshire Hathaway Inc.	NO	
			85-0379704				Reliable, LLC	DE	NIA	BHA Minority Interest Holdco, Inc.	Ownership	0.000	Berkshire Hathaway Inc.	NO	
			27-5494476				Reliance-Hospital Ground Associates, Limited Liability Limited Partnership	VI	NIA	AHP Housing Fund 1, LLC	Ownership	99.990	Berkshire Hathaway Inc.	NO	
			92-1494069				Renewable Development Ventures, LLC	DE	NIA	BHE Renewables, LLC	Ownership	100.000	Berkshire Hathaway Inc.	NO	
			13-3369806				Rentco Trailer Corporation	DE	NIA	XTRA LLC	Ownership	100.000	Berkshire Hathaway Inc.	NO	
			83-0378933				Resolute Management Inc.	NE	NIA	Columbia Insurance Company	Ownership	100.000	Berkshire Hathaway Inc.	NO	
							Resolute Management Limited	GBR	NIA	SLI Holding Limited	Ownership	100.000	Berkshire Hathaway Inc.	NO	
							Resolute Management Services Limited	GBR	NIA	SLI Holding Limited	Ownership	100.000	Berkshire Hathaway Inc.	NO	
			85-2024758				Restover Truck Stop LLC	WA	NIA	Pilot Travel Centers LLC	Ownership	75.000	Berkshire Hathaway Inc.	NO	
			56-1616350				Resurgens Specialty Underwriting, Inc.	GA	NIA	RSUI Group, Inc.	Ownership	100.000	Berkshire Hathaway Inc.	NO	
			81-4120258				Retail Space Solutions LLC	DE	NIA	Marmon Retail Store Equipment LLC	Ownership	100.000	Berkshire Hathaway Inc.	NO	
			38-3944800				Rev LNG SSL BC LLC	PA	NIA	NiChe LNG, LLC	Ownership	100.000	Berkshire Hathaway Inc.	NO	
							RFMW Asia Pte. Ltd	SGP	NIA	Exponential Technology Group, Inc	Ownership	100.000	Berkshire Hathaway Inc.	NO	
			98-1006720				RFMW Europe Limited	GBR	NIA	Exponential Technology Group, Inc	Ownership	100.000	Berkshire Hathaway Inc.	NO	

ANNUAL STATEMENT FOR THE YEAR 2023 OF THE General Re Life Corporation

**SCHEDULE Y**

**PART 1A - DETAIL OF INSURANCE HOLDING COMPANY SYSTEM**

1	2	3	4	5	6	7	8	9	10	11	12	13	14	15	16
Group Code	Group Name	NAIC Company Code	ID Number	Federal RSSD	CIK	Name of Securities Exchange if Publicly Traded (U.S. or International)	Names of Parent, Subsidiaries Or Affiliates	Domiciliary Location	Relationship to Reporting Entity	Directly Controlled by (Name of Entity/Person)	Type of Control (Ownership, Board, Management, Attorney-in-Fact, Influence, Other)	If Control is Ownership Provide Percentage	Ultimate Controlling Entity(ies)/Person(s)	Is an SCA Filing Required? (Yes/No)	*
			27-0917752				RFMW GmbH	.DEU	NIA	RFMW UK	Ownership	100.000	Berkshire Hathaway Inc.	NO	
							RFMW Israel Limited	.ISR	NIA	Exponential Technology Group, Inc	Ownership	100.000	Berkshire Hathaway Inc.	NO	
							RFMW Korea Co. Ltd	.KOR	NIA	Exponential Technology Group, Inc	Ownership	100.000	Berkshire Hathaway Inc.	NO	
							RFMW UK	.GBR	NIA	Exponential Technology Group, Inc	Ownership	100.000	Berkshire Hathaway Inc.	NO	
			37-1930324				RFMW, LLC	.DE	NIA	Exponential Technology Group, Inc	Ownership	100.000	Berkshire Hathaway Inc.	NO	
			54-1892251				RGS Title, LLC	.VA	NIA	Mid-States Title Insurance Agency, LLC	Ownership	100.000	Berkshire Hathaway Inc.	NO	
			86-0777433				RHL Referral Company, L.L.C.	.AZ	NIA	HomeServices of America, Inc.	Ownership	100.000	Berkshire Hathaway Inc.	NO	
			75-2827264				Richardson Automotive II, LLC	.DE	NIA	Berkshire Hathaway Automotive Inc.	Ownership	81.000	Berkshire Hathaway Inc.	NO	
			75-2827264				Richardson Automotive II, LLC	.DE	NIA	BHA Minority Interest Holdco, Inc.	Ownership	5.000	Berkshire Hathaway Inc.	NO	
							Richline Group Canada Ltd	.CAN	NIA	Richline Group, Inc.	Ownership	100.000	Berkshire Hathaway Inc.	NO	
			26-0232774				Richline Group, Inc.	.DE	NIA	Berkshire Hathaway Inc.	Ownership	100.000	Berkshire Hathaway Inc.	NO	
							Richline Italy, srl	.ITA	NIA	Richline Group, Inc.	Ownership	100.000	Berkshire Hathaway Inc.	NO	
							Richline South Africa (Proprietary) Ltd.	.ZAF	NIA	Richline Group, Inc.	Ownership	100.000	Berkshire Hathaway Inc.	NO	
			26-4462402				Ridgeline Realty, LLC	.IN	NIA	Clayton Properties Group, Inc.	Ownership	100.000	Berkshire Hathaway Inc.	NO	
			20-8600107				Right Choice Title Company, LLC	.GA	NIA	HSGA Real Estate Group, L.L.C.	Ownership	50.000	Berkshire Hathaway Inc.	NO	
			47-0775338				Ringwalt & Liesche Co.	.NE	NIA	Columbia Insurance Company	Ownership	100.000	Berkshire Hathaway Inc.	NO	
			85-0164903				Rio Grande, Inc.	.NM	NIA	Richline Group, Inc.	Ownership	100.000	Berkshire Hathaway Inc.	NO	
			45-4080344				Riser Road Partners, LP	.MS	NIA	AHP Housing Fund 2, LLC	Ownership	99.990	Berkshire Hathaway Inc.	NO	
			45-5628152				Ritter AAL Senior, LP	.GA	NIA	AHP Housing Fund 45, LLC	Ownership	99.990	Berkshire Hathaway Inc.	NO	
			81-5452024				Riverside Senior Investments, LP	.TX	NIA	AHP Housing Fund 204, LLC	Ownership	99.980	Berkshire Hathaway Inc.	NO	
							RLA Mfg. SRL	.HND	NIA	Union Sales, LLC.	Ownership	0.010	Berkshire Hathaway Inc.	NO	
							RLA Mfg. SRL	.HND	NIA	Union Underwear Company, Inc.	Ownership	99.990	Berkshire Hathaway Inc.	NO	
			47-3043883				RLS LLC	.DE	NIA	Marmon Tubing, Fittings & Wire Products, Inc.	Ownership	100.000	Berkshire Hathaway Inc.	NO	
			63-1035638				Roberts Brothers, Inc.	.AL	NIA	HomeServices of Alabama, Inc.	Ownership	100.000	Berkshire Hathaway Inc.	NO	
							Robertson Inc.	.CAN	NIA	Pan American Screw LLC	Ownership	100.000	Berkshire Hathaway Inc.	NO	
			98-0458707				Robertson Inc. (Jia Xing) Co., Ltd.	.CHN	NIA	Marmon Services Limited	Ownership	100.000	Berkshire Hathaway Inc.	NO	
			16-1470785				Rochester Crematory, Inc.	.NY	NIA	Wilbert Funeral Services, Inc.	Ownership	100.000	Berkshire Hathaway Inc.	NO	
			98-1224002				Rocky Mountain International Insurance Ltd.	.BMU	NIA	Johns Manville	Ownership	100.000	Berkshire Hathaway Inc.	NO	
			98-1640608				Rolbay Unlimited Company	.IRL	NIA	Anchorbuoy Ltd	Ownership	100.000	Berkshire Hathaway Inc.	NO	
			47-2063545				Rosemount Community Solar Gardens, LLC	.DE	NIA	Geronimo Community Solar Gardens, LLC	Ownership	100.000	Berkshire Hathaway Inc.	NO	
			47-2340567				Rosemount CSG1, LLC	.DE	NIA	Geronimo Community Solar Gardens, LLC	Ownership	100.000	Berkshire Hathaway Inc.	NO	
			47-2346447				Rosemount CSG2, LLC	.DE	NIA	Geronimo Community Solar Gardens, LLC	Ownership	100.000	Berkshire Hathaway Inc.	NO	
			47-2362204				Rosemount CSG3, LLC	.DE	NIA	Geronimo Community Solar Gardens, LLC	Ownership	100.000	Berkshire Hathaway Inc.	NO	
			47-2369937				Rosemount CSG4, LLC	.DE	NIA	Geronimo Community Solar Gardens, LLC	Ownership	100.000	Berkshire Hathaway Inc.	NO	
			47-2394273				Rosemount CSG5, LLC	.DE	NIA	Geronimo Community Solar Gardens, LLC	Ownership	100.000	Berkshire Hathaway Inc.	NO	
			26-4069096				Round Lake Beach LP	.IL	NIA	Hunt Capital Partners Tax Credit Fund 2012 - Oak Hill, LLC (FKA AHP Housing Fund 13, LLC)	Ownership	99.990	Berkshire Hathaway Inc.	NO	
			27-1354706				Roundwood Asset Management LLC	.DE	NIA	Alleghany Insurance Holdings LLC	Ownership	100.000	Berkshire Hathaway Inc.	NO	
			47-5494632				ROWSAT96, LP	.NE	NIA	AHP Housing Fund 164, LLC	Ownership	99.990	Berkshire Hathaway Inc.	NO	
							Roxell BV	.BEL	NIA	CTB Legacy Holding B.V.	Ownership	99.960	Berkshire Hathaway Inc.	NO	
							Roxell BV	.BEL	NIA	Fancom B.V.	Ownership	0.040	Berkshire Hathaway Inc.	NO	
			35-2049394				Roxell USA, Inc	.IN	NIA	CTB, Inc. ("CTB")	Ownership	100.000	Berkshire Hathaway Inc.	NO	
			86-0165003				Roy H. Long Realty Company, Inc.	.AZ	NIA	HomeServices of America, Inc.	Ownership	100.000	Berkshire Hathaway Inc.	NO	
							RSCC (Singapore) PTE Ltd.	.SGP	NIA	Harbour Industries (Canada) Ltd.	Ownership	100.000	Berkshire Hathaway Inc.	NO	
			11-2551127				RSCC Wire & Cable LLC	.DE	NIA	Marmon Wire & Cable, Inc.	Ownership	100.000	Berkshire Hathaway Inc.	NO	
			01-0788257				RSUJ Group, Inc.	.DE	NIA	Alleghany Insurance Holdings LLC	Ownership	100.000	Berkshire Hathaway Inc.	NO	

ANNUAL STATEMENT FOR THE YEAR 2023 OF THE General Re Life Corporation

**SCHEDULE Y**  
**PART 1A - DETAIL OF INSURANCE HOLDING COMPANY SYSTEM**

1	2	3	4	5	6	7	8	9	10	11	12	13	14	15	16
Group Code	Group Name	NAIC Company Code	ID Number	Federal RSSD	CIK	Name of Securities Exchange if Publicly Traded (U.S. or International)	Names of Parent, Subsidiaries Or Affiliates	Domi-ciliary Location	Relation-ship to Reporting Entity	Directly Controlled by (Name of Entity/Person)	Type of Control (Ownership, Board, Management, Attorney-in-Fact, Influence, Other)	If Control is Ownership Provide Percentage	Ultimate Controlling Entity(ies)/Person(s)	Is an SCA Filing Re-quired? (Yes/No)	*
.0031	Berkshire Hathaway Group	22314	16-0366830				RSUI Indemnity Company	NH	IA	RSUI Group, Inc.	Ownership	100.000	Berkshire Hathaway Inc.	NO	
			83-2721193				RSUI Insurance Exchange APG, Inc.	DE	NIA	RSUI Surplus Lines Insurance Services, Inc.	Ownership	100.000	Berkshire Hathaway Inc.	NO	
			56-2055341				RSUI Surplus Lines Insurance Services, Inc. Run Happy Shanghai Sports Goods Trading Co., Ltd.	DE	NIA	RSUI Group, Inc.	Ownership	100.000	Berkshire Hathaway Inc.	NO	
							Ruservicios	CHN	NIA	Brooks Sports, Inc.	Ownership	100.000	Berkshire Hathaway Inc.	NO	
							Ruservicios	HND	NIA	Cumberland Asset Management, Inc.	Ownership	16.000	Berkshire Hathaway Inc.	NO	
			46-4867737				Rusk Pines LP	HND	NIA	RLA Mfg. SRL	Ownership	84.000	Berkshire Hathaway Inc.	NO	
			63-0180720				Russell Brands, LLC	TX	NIA	AHP Housing Fund 158, LLC	Ownership	99.990	Berkshire Hathaway Inc.	NO	
							Russell Corp Australia Pty. Ltd.	DE	NIA	Union Underwear Company, Inc.	Ownership	100.000	Berkshire Hathaway Inc.	NO	
							Russell Corp. Far East Ltd.	AUS	NIA	Russell Brands, LLC	Ownership	100.000	Berkshire Hathaway Inc.	NO	
			66-0608408				Russell del Caribe, Inc.	HKG	NIA	Russell Brands, LLC	Ownership	100.000	Berkshire Hathaway Inc.	NO	
							Russell Mexico, SA de CV	PRI	NIA	Russell Brands, LLC	Ownership	100.000	Berkshire Hathaway Inc.	NO	
							Russell Mexico, SA de CV	MEX	NIA	Russell Brands, LLC	Ownership	99.990	Berkshire Hathaway Inc.	NO	
			26-3816569				RWVVT Motors, LLC	MEX	NIA	Union Sales,LLC	Ownership	0.010	Berkshire Hathaway Inc.	NO	
							S and L Specialty Polymers Co., Ltd.	DE	NIA	Berkshire Hathaway Automotive Inc.	Ownership	81.000	Berkshire Hathaway Inc.	NO	
							S.C. TaeguTec Tools S.R.L.	THA	NIA	Lubrizol Advanced Materials, Inc.	Ownership	49.000	Berkshire Hathaway Inc.	NO	
							S.C. TaeguTec Tools S.R.L.	ROU	NIA	IMC International Metalworking Companies	Ownership	99.000	Berkshire Hathaway Inc.	NO	
							S.P.S. International Limited	ROU	NIA	Is-car Ltd.	Ownership	1.000	Berkshire Hathaway Inc.	NO	
			52-1917849				S.W. Hydro, Inc.	IRL	NIA	PCC UK Global Holdings Limited	Ownership	100.000	Berkshire Hathaway Inc.	NO	
			46-3931420				Sable Chase, LLC	DE	NIA	Wailuku Holding Company, LLC	Ownership	100.000	Berkshire Hathaway Inc.	NO	
			46-2106332				Safe Marine Transfer, LLC	GA	NIA	AHP Housing Fund 81, LLC	Ownership	99.990	Berkshire Hathaway Inc.	NO	
			98-1638600				Safebay Limited	DE	NIA	Flow Improvers LLC	Ownership	51.000	Berkshire Hathaway Inc.	NO	
			26-0890357				Sage Title Group, LLC	IRL	NIA	Anchorbouy Ltd	Ownership	100.000	Berkshire Hathaway Inc.	NO	
			04-2694935				Sager Electrical Supply Co. Inc	MD	NIA	Mid-States Title Insurance Agency, LLC	Ownership	100.000	Berkshire Hathaway Inc.	NO	
							Sager Electronics Mexico s. De R.L.De C.V.	MA	NIA	TTI, Inc.	Ownership	100.000	Berkshire Hathaway Inc.	NO	
							Sager Electronics Mexico s. De R.L.De C.V.	MEX	NIA	CJE II	Ownership	0.030	Berkshire Hathaway Inc.	NO	
			33-0560471				Salton Sea Power Company	MEX	NIA	Sager Electrical Supply Co. Inc	Ownership	99.970	Berkshire Hathaway Inc.	NO	
			27-1573861				Salton Sea Power Generation Company	NV	NIA	Magma Power Company	Ownership	100.000	Berkshire Hathaway Inc.	NO	
			47-0810713				Salton Sea Power L.L.C.	CA	NIA	Magma Power Company	Ownership	100.000	Berkshire Hathaway Inc.	NO	
							Samuel Aaron Trading (India) Pvt. Ltd.	DE	NIA	Magma Power Company	Ownership	100.000	Berkshire Hathaway Inc.	NO	
			75-2947077				San Jacinto Rail Limited	IND	NIA	Richline Group, Inc.	Ownership	99.980	Berkshire Hathaway Inc.	NO	
			75-2947077				San Jacinto Rail Limited	TX	NIA	BayRail, LLC	Ownership	1.000	Berkshire Hathaway Inc.	NO	
							Sanquhar Tile Services Ltd	TX	NIA	BNSF Railway Company	Ownership	48.000	Berkshire Hathaway Inc.	NO	
			98-0433161				Santa Ana Apparel, Limitada, de C.V.	GBR	NIA	Shaw Europe Holdings Limited	Ownership	100.000	Berkshire Hathaway Inc.	NO	
			98-0433161				Santa Ana Apparel, Limitada, de C.V.	SLV	NIA	Union Sales,LLC.	Ownership	1.000	Berkshire Hathaway Inc.	NO	
			36-3696715				Santa Fe Pacific Insurance Company	SLV	NIA	Union Underwear Company, Inc.	Ownership	99.000	Berkshire Hathaway Inc.	NO	
.0031	Berkshire Hathaway Group	10469	94-1287386				Santa Fe Pacific Pipelines, Inc.	VT	IA	BNSF Railway Company	Ownership	100.000	Berkshire Hathaway Inc.	NO	
			48-6105539				Santa Fe Pacific Railroad Company	DE	NIA	SFP Pipelines Holdings, Inc.	Ownership	100.000	Berkshire Hathaway Inc.	NO	
			32-0505827				Santa Rita Wind Energy LLC	TX	NIA	BNSF Railway Company	Ownership	100.000	Berkshire Hathaway Inc.	NO	
			76-0263606				Saranac Energy Company, Inc.	DE	NIA	BHER Santa Rita Investment, LLC	Ownership	100.000	Berkshire Hathaway Inc.	NO	
			76-0370293				Saranac Power Partners, L.P.	DE	NIA	BHE Gas, Inc.	Ownership	100.000	Berkshire Hathaway Inc.	NO	
			82-3594510				Saratoga Rack Marketing LLC	DE	NIA	Saranac Energy Company, Inc.	Ownership	80.000	Berkshire Hathaway Inc.	NO	
			84-1477374				Saratoga RP East LLC	DE	NIA	Bunkerhill Oil Marketing LLC	Ownership	100.000	Berkshire Hathaway Inc.	NO	
			83-0751205				SC Commercial LLC	DE	NIA	Trajectory Acquisition Company LLC	Ownership	100.000	Berkshire Hathaway Inc.	NO	
			82-2863880				SCF Lamesa 17, LP	TX	NIA	Southern Counties Oil Company LP	Ownership	100.000	Berkshire Hathaway Inc.	NO	
			99-0373178				Schuller GmbH	TX	NIA	AHP Housing Fund 211, LLC	Ownership	99.990	Berkshire Hathaway Inc.	NO	
								DEU	NIA	Johns Manville International B.V.	Ownership	100.000	Berkshire Hathaway Inc.	NO	



ANNUAL STATEMENT FOR THE YEAR 2023 OF THE General Re Life Corporation

**SCHEDULE Y**

**PART 1A - DETAIL OF INSURANCE HOLDING COMPANY SYSTEM**

1	2	3	4	5	6	7	8	9	10	11	12	13	14	15	16
Group Code	Group Name	NAIC Company Code	ID Number	Federal RSSD	CIK	Name of Securities Exchange if Publicly Traded (U.S. or International)	Names of Parent, Subsidiaries Or Affiliates	Domi-ciliary Location	Relation-ship to Reporting Entity	Directly Controlled by (Name of Entity/Person)	Type of Control (Ownership, Board, Management, Attorney-in-Fact, Influence, Other)	If Control is Ownership Provide Percentage	Ultimate Controlling Entity(ies)/Person(s)	Is an SCA Filing Re-quired? (Yes/No)	*
							Schulz (Far East) PTE LTD	.SGP	NIA	Wilhelm Schulz GmbH IMC International Metalworking Companies Inc.	Ownership	100.000	Berkshire Hathaway Inc.	NO	
							Sci Ifreco	.FRA	NIA	Iscar Hartmetall A.G.	Ownership	1.000	Berkshire Hathaway Inc.	NO	
			92-1216288				Sci Ifreco	.FRA	NIA	PFJE AssetCo Holdings LLC	Ownership	50.000	Berkshire Hathaway Inc.	NO	
			36-2991302				Scope 23 LLC	.DE	NIA	BHSF, Inc.	Ownership	100.000	Berkshire Hathaway Inc.	NO	
			82-2870051				Scott Fetzer Financial Group, Inc.	.DE	NIA	AHP Housing Fund 203, LLC	Ownership	99.990	Berkshire Hathaway Inc.	NO	
			26-4383007				SCS Decatur 17, LP	.TX	NIA	AHP Housing Fund 123, LLC	Ownership	99.990	Berkshire Hathaway Inc.	NO	
			94-0852350				Second and Delaware LLC	.MO	NIA	See's Candy Shops, Inc.	Ownership	100.000	Berkshire Hathaway Inc.	NO	
			95-1205740				See's Candies, Inc.	.CA	NIA	Berkshire Hathaway Inc.	Ownership	100.000	Berkshire Hathaway Inc.	NO	
							See's Candy Shops, Inc.	.CA	NIA	Northern Electric plc.	Ownership	16.667	Berkshire Hathaway Inc.	NO	
			84-2534238				Selectusonline Limited	.GBR	NIA	Berkshire Hathaway Energy Company	Ownership	100.000	Berkshire Hathaway Inc.	NO	
			27-3546759				Sequoia Aviation Corporation	.DE	NIA	AHP Housing Fund 31, LLC	Ownership	99.990	Berkshire Hathaway Inc.	NO	
			82-1780261				Serenity Park Associates, LP	.OK	NIA	AHP Housing Fund 199, LLC	Ownership	98.990	Berkshire Hathaway Inc.	NO	
			82-1780261				Serenity Park II, LLC	.OK	NIA	AHP State Housing Fund 6, LLC	Ownership	1.000	Berkshire Hathaway Inc.	NO	
							Serenity Park II, LLC	.OK	NIA	CTB Legacy Holding B.V.	Ownership	100.000	Berkshire Hathaway Inc.	NO	
							Serupa Holding	.FRA	NIA	Serupa Holding	Ownership	100.000	Berkshire Hathaway Inc.	NO	
							Serupa SAS	.FRA	NIA		Ownership	100.000	Berkshire Hathaway Inc.	NO	
							Servicios De Corte Y Confeccion, S.A. de C.V.			Garan Manufacturing Corp.	Ownership	100.000	Berkshire Hathaway Inc.	NO	
							Servicios De Manufactura S.A. de CV & Producciones Manufactureras, S.A. de CV	.SLV	NIA	Garan Manufacturing Corp.	Ownership	100.000	Berkshire Hathaway Inc.	NO	
							Servicios Industriales Diversos, S.A. de C.V.			Garan Manufacturing Corp.	Ownership	100.000	Berkshire Hathaway Inc.	NO	
							Servicios Profesionales De Manufactura, S.A. de C.V.	.SLV	NIA	Garan Manufacturing Corp.	Ownership	100.000	Berkshire Hathaway Inc.	NO	
							Servicios Russell SA de CV	.MEX	NIA	Russell Brands, LLC	Ownership	98.000	Berkshire Hathaway Inc.	NO	
							Servicios Russell SA de CV	.MEX	NIA	Union Sales,LLC	Ownership	2.000	Berkshire Hathaway Inc.	NO	
			84-1051293				Seventeenth Street Realty, Inc.	.CO	NIA	Johns Manville	Ownership	100.000	Berkshire Hathaway Inc.	NO	
			47-0691266				SFEG Corp.	.DE	NIA	BHSF, Inc.	Ownership	100.000	Berkshire Hathaway Inc.	NO	
			98-1050749				SFJ, Inc.	.CAN	NIA	Pilot Travel Centers LLC	Ownership	50.000	Berkshire Hathaway Inc.	NO	
			36-3713699				SFP Pipelines Holdings, Inc.	.DE	NIA	BNSF Railway Company	Ownership	100.000	Berkshire Hathaway Inc.	NO	
			95-4191068				SFPP, LP	.TX	NIA	Santa Fe Pacific Pipelines, Inc.	Ownership	50.000	Berkshire Hathaway Inc.	NO	
			45-2100070				SFVT Investors, LLC	.DE	NIA	Berkshire Hathaway Automotive Inc.	Ownership	78.000	Berkshire Hathaway Inc.	NO	
			45-2100070				SFVT Investors, LLC	.DE	NIA	BHA Minority Interest Holdco, Inc.	Ownership	3.000	Berkshire Hathaway Inc.	NO	
							SFZ International, Inc.	.CAN	NIA	The Scott Fetzer Company	Ownership	100.000	Berkshire Hathaway Inc.	NO	
			27-0076556				SGG Lisco LLC	.DE	NIA	Spalding Sporting Goods Limited	Ownership	100.000	Berkshire Hathaway Inc.	NO	
			01-0811518				SGG Patents LLC	.DE	NIA	Russell Brands, LLC	Ownership	100.000	Berkshire Hathaway Inc.	NO	
							Shafir Production Systems Ltd.	.ISR	NIA	Iscar Ltd.	Ownership	51.000	Berkshire Hathaway Inc.	NO	
							Shanghai Lubrizol International Trading Co., Ltd.	.CHN	NIA	Lubrizol Shanghai Investments I Limited	Ownership	100.000	Berkshire Hathaway Inc.	NO	
							Shanghai Shaw Global Investment Consulting Co LTD (dba Shaw Global)	.CHN	NIA	Kido International Limited	Ownership	100.000	Berkshire Hathaway Inc.	NO	
			98-0395649				Shanghai TTI Electronics Co, LTD	.CHN	NIA	TTI, Inc.	Ownership	100.000	Berkshire Hathaway Inc.	NO	
			92-4013963				Shared Success Center, LLC	.DE	NIA	HomeServices of America, Inc.	Ownership	100.000	Berkshire Hathaway Inc.	NO	
			86-2146289				Shaw Asia Pacific Holdings LLC	.GA	NIA	Shaw Industries Group, Inc.	Ownership	100.000	Berkshire Hathaway Inc.	NO	
			98-1255733				Shaw Brasil Consultoria Em Pisos Ltda	.BRA	NIA	Shaw Industries Group, Inc.	Ownership	99.900	Berkshire Hathaway Inc.	NO	
			98-1255733				Shaw Brasil Consultoria Em Pisos Ltda	.BRA	NIA	Shaw Specialized Services, LLC	Ownership	0.100	Berkshire Hathaway Inc.	NO	
			98-1046307				Shaw Carpet (China) Co. Ltd.	.CHN	NIA	Shaw Industries Asia Pte. Ltd.	Ownership	100.000	Berkshire Hathaway Inc.	NO	
			01-0626710				Shaw Diversified Services, Inc.	.GA	NIA	Shaw Industries Group, Inc.	Ownership	100.000	Berkshire Hathaway Inc.	NO	
							Shaw Europe Holdings Limited	.GBR	NIA	Shaw Industries Group, Inc.	Ownership	100.000	Berkshire Hathaway Inc.	NO	

ANNUAL STATEMENT FOR THE YEAR 2023 OF THE General Re Life Corporation

**SCHEDULE Y**

**PART 1A - DETAIL OF INSURANCE HOLDING COMPANY SYSTEM**

1	2	3	4	5	6	7	8	9	10	11	12	13	14	15	16
Group Code	Group Name	NAIC Company Code	ID Number	Federal RSSD	CIK	Name of Securities Exchange if Publicly Traded (U.S. or International)	Names of Parent, Subsidiaries Or Affiliates	Domi-ciliary Location	Relation-ship to Reporting Entity	Directly Controlled by (Name of Entity/Person)	Type of Control (Ownership, Board, Management, Attorney-in-Fact, Influence, Other)	If Control is Ownership Provide Percentage	Ultimate Controlling Entity(ies)/Person(s)	Is an SCA Filing Re-quired? (Yes/No)	*
			98-1092153				Shaw Europe Limited	.GBR	NIA	Shaw Europe Holdings Limited	Ownership	100.000	Berkshire Hathaway Inc.	NO	
			16-1666637				Shaw Floors India Private Ltd.	.IND	NIA	Shaw Industries Asia Pte. Ltd.	Ownership	100.000	Berkshire Hathaway Inc.	NO	
			59-2409749				Shaw Floors, Inc.	.GA	NIA	Shaw Industries Group, Inc.	Ownership	100.000	Berkshire Hathaway Inc.	NO	
			98-1148210				Shaw France S.A.R.L	.FRA	NIA	Shaw Europe Holdings Limited	Ownership	100.000	Berkshire Hathaway Inc.	NO	
			98-1148210				Shaw Funding Company	.DE	NIA	Shaw Industries, Inc.	Ownership	100.000	Berkshire Hathaway Inc.	NO	
			98-1024856				Shaw Industries Asia Pte. Ltd.	.SGP	NIA	Shaw Industries SARL	Ownership	100.000	Berkshire Hathaway Inc.	NO	
			98-1148210				Shaw Industries Group Chile Limitada	.CHL	NIA	Shaw Industries Group, Inc.	Ownership	99.000	Berkshire Hathaway Inc.	NO	
			58-1032521				Shaw Industries Group Chile Limitada	.CHL	NIA	Shaw Specialized Services, LLC	Ownership	1.000	Berkshire Hathaway Inc.	NO	
			98-1056292				Shaw Industries Group, Inc.	.GA	NIA	Berkshire Hathaway Inc.	Ownership	100.000	Berkshire Hathaway Inc.	NO	
			33-1222343				Shaw Industries Hong Kong Ltd.	.HKG	NIA	Shaw Industries Asia Pte. Ltd.	Ownership	100.000	Berkshire Hathaway Inc.	NO	
			35-2162582				Shaw Industries SARL	.LUX	NIA	Shaw Industries Group, Inc.	Ownership	100.000	Berkshire Hathaway Inc.	NO	
			87-4486016				Shaw Industries, Inc.	.GA	NIA	Shaw Industries Group, Inc.	Ownership	100.000	Berkshire Hathaway Inc.	NO	
			58-2017348				Shaw Integratd and Turf Solutions, LTD.	.CAN	NIA	Shaw Industries Group, Inc.	Ownership	100.000	Berkshire Hathaway Inc.	NO	
			45-0470393				Shaw Integrated and Turf Solutions, Inc.	.GA	NIA	Shaw Industries Group, Inc.	Ownership	100.000	Berkshire Hathaway Inc.	NO	
			58-2017348				Shaw International Services, Inc.	.GA	NIA	Shaw Industries Group, Inc.	Ownership	100.000	Berkshire Hathaway Inc.	NO	
			45-0470393				Shaw Monomers, LLC	.GA	NIA	Shaw Industries Group, Inc.	Ownership	100.000	Berkshire Hathaway Inc.	NO	
			58-2242176				Shaw Netherlands B.V.	.NLD	NIA	Shaw Europe Holdings Limited	Ownership	100.000	Berkshire Hathaway Inc.	NO	
			20-2090216				Shaw Retail Properties, Inc.	.GA	NIA	Shaw Industries, Inc.	Ownership	100.000	Berkshire Hathaway Inc.	NO	
			81-1214189				Shaw Specialized Services, LLC	.GA	NIA	Shaw Industries Group, Inc.	Ownership	100.000	Berkshire Hathaway Inc.	NO	
			58-1502689				Shaw Sports Turf California, Inc.	.GA	NIA	Shaw Industries Group, Inc.	Ownership	100.000	Berkshire Hathaway Inc.	NO	
			92-1121877				Shaw Transport, Inc.	.GA	NIA	Shaw Industries Group, Inc.	Ownership	100.000	Berkshire Hathaway Inc.	NO	
			45-5406004				Shaw Vietnam Limited Liability Company	.VNM	NIA	Shaw Industries Group, Inc.	Ownership	100.000	Berkshire Hathaway Inc.	NO	
			83-0815570				Shaw Watershed Holdings, LLC	.DE	NIA	Shaw Industries Group, Inc.	Ownership	100.000	Berkshire Hathaway Inc.	NO	
			20-2020605				Shawnee Tax Credit Fund, LLC	.MO	NIA	AHP Housing Fund 145, LLC	Ownership	99.990	Berkshire Hathaway Inc.	NO	
			20-2020605				Sherwood Housing Associates Limited Partnership	.MA	NIA	AHP Housing Fund 221, LLC	Ownership	99.990	Berkshire Hathaway Inc.	NO	
			20-2020536				Showcase Automotive LLC	.DE	NIA	Berkshire Hathaway Automotive Inc.	Ownership	88.000	Berkshire Hathaway Inc.	NO	
			20-2020536				Showcase Automotive LLC	.DE	NIA	BHA Minority Interest Holdco, Inc.	Ownership	3.000	Berkshire Hathaway Inc.	NO	
			20-2020536				Showcase Motors LLC	.DE	NIA	Berkshire Hathaway Automotive Inc.	Ownership	3.000	Berkshire Hathaway Inc.	NO	
			37-1883146				Showcase Motors LLC	.DE	NIA	Berkshire Hathaway Automotive Inc.	Ownership	78.000	Berkshire Hathaway Inc.	NO	
			36-4751648				Shreveport BDB Housing Partners, LLC	.LA	NIA	AHP Housing Fund 163, LLC	Ownership	99.985	Berkshire Hathaway Inc.	NO	
			95-1908842				Shreveport CV Housing, LLC	.LA	NIA	AHP Housing Fund 62, LLC	Ownership	99.990	Berkshire Hathaway Inc.	NO	
			98-0574214				Shultz Steel LLC	.CA	NIA	Precision Castparts Corp.	Ownership	100.000	Berkshire Hathaway Inc.	NO	
			58-2470281				Shur-Lok International S.A.	.BEL	NIA	PCC UK Global Holdings Limited	Ownership	100.000	Berkshire Hathaway Inc.	NO	
			20-3068178				SHX Flooring, Inc.	.DE	NIA	Shaw Industries Group, Inc.	Ownership	100.000	Berkshire Hathaway Inc.	NO	
			33-0661867				SHX Realty One, LLC	.GA	NIA	Shaw Industries, Inc.	Ownership	100.000	Berkshire Hathaway Inc.	NO	
			88-0166967				SidePlate Systems, Inc.	.CA	NIA	MiTek Inc.	Ownership	100.000	Berkshire Hathaway Inc.	NO	
			88-0044418				Sierra Gas Holdings Company	.NV	NIA	NV Energy, Inc.	Ownership	100.000	Berkshire Hathaway Inc.	NO	
			46-2629154				Sierra Pacific Power Company	.NV	NIA	NV Energy, Inc.	Ownership	100.000	Berkshire Hathaway Inc.	NO	
			35-4023558				Silver Moon Lodge LLLP	.NM	NIA	AHP Housing Fund 21, LLC	Ownership	99.990	Berkshire Hathaway Inc.	NO	
			92-2220897				Silver State Property Holdings, LLC	.NV	NIA	Sierra Pacific Power Company	Ownership	100.000	Berkshire Hathaway Inc.	NO	
			68-0633198				Silver State Travel Centers LLC	.DE	NIA	Pilot Travel Centers LLC	Ownership	50.000	Berkshire Hathaway Inc.	NO	
			68-0633203				Sisu Axles Inc.	.FIN	NIA	Marmon Group Limited, The	Ownership	100.000	Berkshire Hathaway Inc.	NO	
			46-2923835				SK Products Holding Company LLC	.DE	NIA	OsteoMed LLC	Ownership	100.000	Berkshire Hathaway Inc.	NO	
			48-1306143				Skeletal Kinetics LLC	.DE	NIA	SK Products Holding Company LLC	Ownership	100.000	Berkshire Hathaway Inc.	NO	
							SLI Holding Limited	.GBR	NIA	National Indemnity Company	Ownership	100.000	Berkshire Hathaway Inc.	NO	
							Sloane Poland Sp. z o.o.	.POL	NIA	Marmon Group Limited, The	Ownership	100.000	Berkshire Hathaway Inc.	NO	
							Sløver Development Company LLC	.DE	NIA	BNSF Railway Company	Ownership	100.000	Berkshire Hathaway Inc.	NO	
							Smart Group (The), LP	.TX	NIA	Berkshire Hathaway Automotive Inc.	Ownership	99.000	Berkshire Hathaway Inc.	NO	

ANNUAL STATEMENT FOR THE YEAR 2023 OF THE General Re Life Corporation

**SCHEDULE Y**

**PART 1A - DETAIL OF INSURANCE HOLDING COMPANY SYSTEM**

1	2	3	4	5	6	7	8	9	10	11	12	13	14	15	16
Group Code	Group Name	NAIC Company Code	ID Number	Federal RSSD	CIK	Name of Securities Exchange if Publicly Traded (U.S. or International)	Names of Parent, Subsidiaries Or Affiliates	Domiciliary Location	Relationship to Reporting Entity	Directly Controlled by (Name of Entity/Person)	Type of Control (Ownership, Board, Management, Attorney-in-Fact, Influence, Other)	If Control is Ownership Provide Percentage	Ultimate Controlling Entity(ies)/Person(s)	Is an SCA Filing Required? (Yes/No)	*
			48-1306143				Smart Group (The), LP	TX	NIA	SN Management, Inc.	Ownership	1.000	Berkshire Hathaway Inc.	NO	
			48-1306143				Smart Group AZ (The), LLC	TX	NIA	Smart Group (The), LP	Ownership	100.000	Berkshire Hathaway Inc.	NO	
			58-2318210				Smilemakers Canada, Inc	SC	NIA	Smilemakers, Inc	Ownership	100.000	Berkshire Hathaway Inc.	NO	
							Smilemakers For Children Company	CAN	NIA	Smilemakers Canada, Inc	Ownership	100.000	Berkshire Hathaway Inc.	NO	
			57-0647221				Smilemakers, Inc	SC	NIA	Oriental Trading Company, Inc.	Ownership	100.000	Berkshire Hathaway Inc.	NO	
							Smit Mobile Equipments (UK) Ltd B.V.	GBR	NIA	GAS NL B.V.	Ownership	100.000	Berkshire Hathaway Inc.	NO	
							Smit Mobile Equipments B.V.	NLD	NIA	GAS NL B.V.	Ownership	100.000	Berkshire Hathaway Inc.	NO	
			33-1043990				SN Management, Inc.	TX	NIA	Berkshire Hathaway Automotive Inc.	Ownership	100.000	Berkshire Hathaway Inc.	NO	
			46-4491336				SoCal Services & Property Management	CA	NIA	HomeServices of California, LLC	Ownership	100.000	Berkshire Hathaway Inc.	NO	
			74-2143400				Soco West, Inc.	DE	NIA	Brilliant National Services, Inc.	Ownership	100.000	Berkshire Hathaway Inc.	NO	
			04-2450505				Sofft Shoe Company, LLC	DE	NIA	H. H. Brown Shoe Company, Inc.	Ownership	100.000	Berkshire Hathaway Inc.	NO	
			47-3774075				Sohl Avenue RCF, LP	IN	NIA	AHP Housing Fund 97, LLC	Ownership	99.990	Berkshire Hathaway Inc.	NO	
			32-0452012				Solar San Antonio LLC	DE	NIA	Alamo 6 Solar Holdings, LLC	Ownership	100.000	Berkshire Hathaway Inc.	NO	
			46-1499369				Solar Star 3, LLC	DE	NIA	Solar Star Projects Holding, LLC	Ownership	100.000	Berkshire Hathaway Inc.	NO	
			82-4623869				Solar Star 4, LLC	DE	NIA	Solar Star Projects Holding, LLC	Ownership	100.000	Berkshire Hathaway Inc.	NO	
			80-0855162				Solar Star California XIX, LLC	DE	NIA	SSC XIX, LLC	Ownership	100.000	Berkshire Hathaway Inc.	NO	
			80-0855190				Solar Star California XX, LLC	DE	NIA	SSC XX, LLC	Ownership	100.000	Berkshire Hathaway Inc.	NO	
			46-2402387				Solar Star Funding, LLC	DE	NIA	Solar Star Projects Holding, LLC	Ownership	100.000	Berkshire Hathaway Inc.	NO	
			46-1296159				Solar Star Projects Holding, LLC	DE	NIA	BHE Solar, LLC	Ownership	100.000	Berkshire Hathaway Inc.	NO	
			35-6038355				Somerset Services, LLC	IN	NIA	The Medical Protective Company	Ownership	100.000	Berkshire Hathaway Inc.	NO	
							Sonnax Automotive Parts (Shanghai) Co., Ltd	CHN	NIA	Sonnax Transmission Company	Ownership	100.000	Berkshire Hathaway Inc.	NO	
							Sonnax Transmission Company	DE	NIA	Marron Engineered Components Company	Ownership	100.000	Berkshire Hathaway Inc.	NO	
							Sonnax Transmission India Private Limited	IND	NIA	Sonnax Transmission Company	Ownership	99.280	Berkshire Hathaway Inc.	NO	
			80-0500570				SOS International Holdings, LLC	DE	NIA	PCC UK Global Holdings Limited	Ownership	100.000	Berkshire Hathaway Inc.	NO	
							SOS Metals Brasil LTDA	BRA	NIA	SOS International Holdings, LLC	Ownership	100.000	Berkshire Hathaway Inc.	NO	
							South East PowerGrid Limited	GBR	NIA	Northern Electric plc.	Ownership	100.000	Berkshire Hathaway Inc.	NO	
							South Eastern PowerGrid Limited	GBR	NIA	Northern Electric plc.	Ownership	100.000	Berkshire Hathaway Inc.	NO	
							South PowerGrid Limited	GBR	NIA	Northern Electric plc.	Ownership	100.000	Berkshire Hathaway Inc.	NO	
							South West PowerGrid Limited	GBR	NIA	Northern Electric plc.	Ownership	100.000	Berkshire Hathaway Inc.	NO	
							South Western PowerGrid Limited	GBR	NIA	Northern Electric plc.	Ownership	100.000	Berkshire Hathaway Inc.	NO	
			33-0488996				Southern Counties Oil Company LP	CA	NIA	PFJE SOCAL LP Holdings LLC	Ownership	100.000	Berkshire Hathaway Inc.	NO	
			63-1083246				Southern Energy Homes, Inc.	DE	NIA	CMH Manufacturing, Inc.	Ownership	100.000	Berkshire Hathaway Inc.	NO	
							Southern PowerGrid Limited	GBR	NIA	Northern Electric plc.	Ownership	100.000	Berkshire Hathaway Inc.	NO	
			85-0880188				Southern Site Contractors, LLC	TN	NIA	Clayton Properties Group, Inc.	Ownership	100.000	Berkshire Hathaway Inc.	NO	
			47-2380829				Southridge Senior Lofts, LLC	IA	NIA	AHP Housing Fund 126, LLC	Ownership	99.990	Berkshire Hathaway Inc.	NO	
			32-0454679				Southview Apartments II, L.P.	MO	NIA	AHP Housing Fund 112, LLC	Ownership	98.990	Berkshire Hathaway Inc.	NO	
			32-0373080				Southview Apartments, L.P.	MO	NIA	AHP Housing Fund 57, LLC	Ownership	98.990	Berkshire Hathaway Inc.	NO	
			26-1561632				Southwest Greens International LLC	GA	NIA	Shaw Integrated and Turf Solutions, Inc.	Ownership	100.000	Berkshire Hathaway Inc.	NO	
			86-1029888				Southwest Settlement Services, LLC	AZ	NIA	Roy H. Long Realty Company, Inc.	Ownership	100.000	Berkshire Hathaway Inc.	NO	
			54-1609767				Southwest Tooling Supply, LLC	DE	NIA	ITTI Investment Holdings Inc.	Ownership	80.100	Berkshire Hathaway Inc.	NO	
							Southwest United Canada, Inc.	CAN	NIA	Southwest United Industries, Inc.	Ownership	100.000	Berkshire Hathaway Inc.	NO	
							Southwest United de Mexico, S.A. de C.V.	MEX	NIA	PCC Aerostructures Mexico, S.A. de C.V.	Ownership	20.000	Berkshire Hathaway Inc.	NO	
							Southwest United de Mexico, S.A. de C.V.	MEX	NIA	Southwest United Industries, Inc.	Ownership	80.000	Berkshire Hathaway Inc.	NO	
			73-0672728				Southwest United Industries, Inc.	OK	NIA	Precision Castparts Corp.	Ownership	100.000	Berkshire Hathaway Inc.	NO	
			81-3605077				SP&D Hickory LLC	NC	NIA	AHP Housing Fund 175, LLC	Ownership	99.990	Berkshire Hathaway Inc.	NO	
			83-1738032				SP&D Marion LLC	NC	NIA	AHP Housing Fund 210, LLC	Ownership	99.990	Berkshire Hathaway Inc.	NO	
			47-1701034				SP&D Mt Pleasant LLC	NC	NIA	AHP Housing Fund 91, LLC	Ownership	99.990	Berkshire Hathaway Inc.	NO	
			47-1712051				SP&D Raleigh LLC	NC	NIA	AHP Housing Fund 93, LLC	Ownership	99.990	Berkshire Hathaway Inc.	NO	
			47-4871953				SP&D Shallotte LLC	NC	NIA	AHP Housing Fund 132, LLC	Ownership	99.990	Berkshire Hathaway Inc.	NO	

ANNUAL STATEMENT FOR THE YEAR 2023 OF THE General Re Life Corporation

**SCHEDULE Y**

**PART 1A - DETAIL OF INSURANCE HOLDING COMPANY SYSTEM**

1	2	3	4	5	6	7	8	9	10	11	12	13	14	15	16
Group Code	Group Name	NAIC Company Code	ID Number	Federal RSSD	CIK	Name of Securities Exchange if Publicly Traded (U.S. or International)	Names of Parent, Subsidiaries Or Affiliates	Domiciliary Location	Relationship to Reporting Entity	Directly Controlled by (Name of Entity/Person)	Type of Control (Ownership, Board, Management, Attorney-in-Fact, Influence, Other)	If Control is Ownership Provide Percentage	Ultimate Controlling Entity(ies)/Person(s)	Is an SCA Filing Required? (Yes/No)	*
			47-1696811				SP&D Sylva LLC	..NC.....	..NIA.....	AHP Housing Fund 92, LLC	Ownership.....	99.990	Berkshire Hathaway Inc.	..NO.....	
							Spalding Enterprise Management Co., Ltd.	..CHN....	..NIA.....	Spalding Holdings Limited	Ownership.....	100.000	Berkshire Hathaway Inc.	..NO.....	
							Spalding Holdings Limited	..HKG....	..NIA.....	Spalding Sporting Goods Limited	Ownership.....	100.000	Berkshire Hathaway Inc.	..NO.....	
							Spalding Japan KK	..JPN....	..NIA.....	Spalding Sporting Goods Limited	Ownership.....	100.000	Berkshire Hathaway Inc.	..NO.....	
							Spalding Sporting Goods China Limited	..CHN....	..NIA.....	Spalding Holdings Limited	Ownership.....	100.000	Berkshire Hathaway Inc.	..NO.....	
							Spalding Sporting Goods Limited	..IRL....	..NIA.....	Cumberland Asset Management, Inc.	Ownership.....	100.000	Berkshire Hathaway Inc.	..NO.....	
							Spalding Trading Co., Ltd.	..CHN....	..NIA.....	Spalding Holdings Limited	Ownership.....	100.000	Berkshire Hathaway Inc.	..NO.....	
							Spantech Technology Solutions S.L.	..ESP....	..NIA.....	RFMW Europe Limited	Ownership.....	100.000	Berkshire Hathaway Inc.	..NO.....	
							Special Metals Deutschland Limited	..GBR....	..NIA.....	Special Metals Wiggin Limited	Ownership.....	100.000	Berkshire Hathaway Inc.	..NO.....	
			25-1445468				Special Metals LLC	..DE.....	..NIA.....	Precision Castparts Corp.	Ownership.....	100.000	Berkshire Hathaway Inc.	..NO.....	
			98-0587845				Special Metals Pacific Pte Ltd	..SGP....	..NIA.....	Huntington Alloys Corporation	Ownership.....	100.000	Berkshire Hathaway Inc.	..NO.....	
							Special Metals Services Limited	..GBR....	..NIA.....	Special Metals Wiggin Limited	Ownership.....	100.000	Berkshire Hathaway Inc.	..NO.....	
							Special Metals Wiggin Limited	..GBR....	..NIA.....	Special Metals LLC	Ownership.....	100.000	Berkshire Hathaway Inc.	..NO.....	
							Special Metals Wiggin Trustees Limited	..GBR....	..NIA.....	Special Metals Wiggin Limited	Ownership.....	100.000	Berkshire Hathaway Inc.	..NO.....	
			45-3005520				Spencer Housing Associates, L.P.	..TN.....	..NIA.....	AHP Housing Fund 41, LLC	Ownership.....	99.990	Berkshire Hathaway Inc.	..NO.....	
							Spica Community Solar Gardens, LLC	..MN.....	..NIA.....	Geronimo Community Solar Gardens Holding Company, LLC	Ownership.....	100.000	Berkshire Hathaway Inc.	..NO.....	
			37-1792593				Spica CSG1, LLC	..MN.....	..NIA.....	Spica Community Solar Gardens, LLC	Ownership.....	100.000	Berkshire Hathaway Inc.	..NO.....	
			47-5264402				Spica CSG2, LLC	..MN.....	..NIA.....	Spica Community Solar Gardens, LLC	Ownership.....	100.000	Berkshire Hathaway Inc.	..NO.....	
			47-5278675				Spirado B.V.	..NLD....	..NIA.....	Volito Group B.V.	Ownership.....	100.000	Berkshire Hathaway Inc.	..NO.....	
							SPS (China) Co., Ltd.	..CHN....	..NIA.....	SPS Asia Limited	Ownership.....	100.000	Berkshire Hathaway Inc.	..NO.....	
							SPS Aerostructures Limited	..GBR....	..NIA.....	SPS Technologies Limited	Ownership.....	100.000	Berkshire Hathaway Inc.	..NO.....	
			98-0652145				SPS Asia Limited	..HKG....	..NIA.....	Precision Castparts Corp.	Ownership.....	99.990	Berkshire Hathaway Inc.	..NO.....	
			98-0652145				SPS Asia Limited	..HKG....	..NIA.....	SPS International Investment Company	Ownership.....	0.010	Berkshire Hathaway Inc.	..NO.....	
			23-1620339				SPS International Investment Company	..DE.....	..NIA.....	SPS Technologies, LLC	Ownership.....	100.000	Berkshire Hathaway Inc.	..NO.....	
			98-1229917				SPS Technologies Limited	..GBR....	..NIA.....	PCC UK Global Holdings Limited	Ownership.....	100.000	Berkshire Hathaway Inc.	..NO.....	
			46-5286088				SPS Technologies Mexico LLC	..CA.....	..NIA.....	SPS Technologies, LLC	Ownership.....	100.000	Berkshire Hathaway Inc.	..NO.....	
			23-1116110				SPS Technologies, LLC	..PA.....	..NIA.....	Precision Castparts Corp.	Ownership.....	100.000	Berkshire Hathaway Inc.	..NO.....	
			46-1312593				SSC XIX, LLC	..DE.....	..NIA.....	Solar Star Funding, LLC	Ownership.....	100.000	Berkshire Hathaway Inc.	..NO.....	
			46-1322726				SSC XX, LLC	..DE.....	..NIA.....	Solar Star Funding, LLC	Ownership.....	100.000	Berkshire Hathaway Inc.	..NO.....	
			45-4198394				SSLVT Motors, LLC	..DE.....	..NIA.....	Berkshire Hathaway Automotive Inc.	Ownership.....	81.000	Berkshire Hathaway Inc.	..NO.....	
			37-1651326				SSP-SiMatrix, Inc.	..DE.....	..NIA.....	Vesta Intermediate Funding, Inc.	Ownership.....	100.000	Berkshire Hathaway Inc.	..NO.....	
			45-5030199				St. Anthony SLF, LLC	..IL.....	..NIA.....	AHP Housing Fund 5, LLC	Ownership.....	99.990	Berkshire Hathaway Inc.	..NO.....	
			47-6000439				St. Joseph Terminal Railroad Company	..MO.....	..NIA.....	BNSF Railway Company	Ownership.....	50.000	Berkshire Hathaway Inc.	..NO.....	
			72-1487076				St. Rose Travel Center LLC	..LA.....	..NIA.....	Pilot Travel Centers LLC	Ownership.....	100.000	Berkshire Hathaway Inc.	..NO.....	
			47-0691265				Stahl / Scott Fetzer Company	..DE.....	..NIA.....	BHSF, Inc.	Ownership.....	100.000	Berkshire Hathaway Inc.	..NO.....	
			93-4017624				Standard Denbigh Trace Venture MTE, LLC	..DE.....	..NIA.....	KCIC LIHTC 10 LLC	Ownership.....	100.000	Berkshire Hathaway Inc.	..NO.....	
			36-2892538				Star Lake Railroad Company	..DE.....	..NIA.....	BNSF Railway Company	Ownership.....	100.000	Berkshire Hathaway Inc.	..NO.....	
							Starlight Relativity Acquisition Company LLC	..DE.....	..NIA.....	Starlight Relativity Holdings LLC	Ownership.....	100.000	Berkshire Hathaway Inc.	..NO.....	
			84-3125773				Starlight Relativity Holdings LLC	..DE.....	..NIA.....	PFJE AssetCo Holdings LLC	Ownership.....	100.000	Berkshire Hathaway Inc.	..NO.....	
			84-3145118				Steele Lawton Pointe LLC	..OK.....	..NIA.....	AHP Housing Fund 14, LLC	Ownership.....	99.990	Berkshire Hathaway Inc.	..NO.....	
			35-2428497				Steele Tower Apartments, LLC	..SD.....	..NIA.....	AHP Housing Fund 14, LLC	Ownership.....	99.990	Berkshire Hathaway Inc.	..NO.....	
			27-4237579				Stephens Garage Building, LLC	..LA.....	..NIA.....	AHP Housing Fund 193, LLC	Ownership.....	99.000	Berkshire Hathaway Inc.	..NO.....	
			26-0496945							Maron Construction Services (Australia) Holdings Pty Ltd.	Ownership.....	100.000	Berkshire Hathaway Inc.	..NO.....	
			98-1041909				Sterling Crane (Australia) Pty Ltd	..AUS....	..NIA.....	Procrane Inc.	Ownership.....	100.000	Berkshire Hathaway Inc.	..NO.....	
							Sterling Crane (Singapore) Pte. Ltd.	..SGP....	..NIA.....	Procrane Inc.	Ownership.....	100.000	Berkshire Hathaway Inc.	..NO.....	
			37-1484087				Sterling Crane LLC	..DE.....	..NIA.....	Procrane Holdings, Inc.	Ownership.....	100.000	Berkshire Hathaway Inc.	..NO.....	
							STGS Tunisia	..TUN....	..NIA.....	Procoves SAS	Ownership.....	99.993	Berkshire Hathaway Inc.	..NO.....	

ANNUAL STATEMENT FOR THE YEAR 2023 OF THE General Re Life Corporation

**SCHEDULE Y**

**PART 1A - DETAIL OF INSURANCE HOLDING COMPANY SYSTEM**

1	2	3	4	5	6	7	8	9	10	11	12	13	14	15	16
Group Code	Group Name	NAIC Company Code	ID Number	Federal RSSD	CIK	Name of Securities Exchange if Publicly Traded (U.S. or International)	Names of Parent, Subsidiaries Or Affiliates	Domiciliary Location	Relationship to Reporting Entity	Directly Controlled by (Name of Entity/Person)	Type of Control (Ownership, Board, Management, Attorney-in-Fact, Influence, Other)	If Control is Ownership Provide Percentage	Ultimate Controlling Entity(ies)/Person(s)	Is an SCA Filing Required? (Yes/No)	*
			36-4799417				Stone Ridge Senior Villas, LP	MO	NIA	AHP Housing Fund 148, LLC	Ownership	98.990	Berkshire Hathaway Inc.	NO	
			75-2928388				Stonebriar Chevrolet I, LLC	DE	NIA	Berkshire Hathaway Automotive Inc.	Ownership	81.000	Berkshire Hathaway Inc.	NO	
			75-2928388				Stonebriar Chevrolet I, LLC	DE	NIA	BHA Minority Interest Holdco, Inc.	Ownership	2.000	Berkshire Hathaway Inc.	NO	
			62-1728778				Store Opening Solutions LLC	DE	NIA	Marmon Retail Store Equipment LLC	Ownership	100.000	Berkshire Hathaway Inc.	NO	
			36-4357172				Streater LLC	DE	NIA	DCI Marketing, Inc.	Ownership	100.000	Berkshire Hathaway Inc.	NO	
							Structural Soft, LLC	CA	NIA	MiTek Inc.	Ownership	10.680	Berkshire Hathaway Inc.	NO	
			83-1574503				Subsea Development, LLC	DE	NIA	Flow Improvers LLC	Ownership	100.000	Berkshire Hathaway Inc.	NO	
			83-4106851				Subsea Shuttle, LLC	TX	NIA	Flow Improvers LLC	Ownership	51.000	Berkshire Hathaway Inc.	NO	
			45-1203819				Sugar Hill Crossing, LLC	LA	NIA	AHP Housing Fund 32, LLC	Ownership	99.990	Berkshire Hathaway Inc.	NO	
			46-4597549				Summerwood LLC	IN	NIA	Clayton Properties Group, Inc.	Ownership	50.000	Berkshire Hathaway Inc.	NO	
			74-2958130				Summit Distribution Services, Inc.	TX	NIA	McLane Company, Inc.	Ownership	100.000	Berkshire Hathaway Inc.	NO	
			98-0171613				Summit Insurance Limited	CYM	NIA	IPS-Integrated Project Services, LLC	Ownership	1.000	Berkshire Hathaway Inc.	NO	
			43-2013152				Summit Machine, LLC	CA	NIA	Carlton Forge Works LLC	Ownership	100.000	Berkshire Hathaway Inc.	NO	
			26-0794548				Summit Marine Services, L.L.C.	LA	NIA	Charter Brokerage LLC	Ownership	100.000	Berkshire Hathaway Inc.	NO	
			20-0298402				SunAmerica Affordable Housing Partners 127, A Nevada Limited Partnership	NV	NIA	Affordable Housing Partners, Inc.	Ownership	99.990	Berkshire Hathaway Inc.	NO	
			20-0298402				SunAmerica Affordable Housing Partners 127, A Nevada Limited Partnership	NV	NIA	BH Housing LLC	Ownership	0.010	Berkshire Hathaway Inc.	NO	
			61-1702231				SunAmerica Affordable Housing Partners 176, A Nevada Limited Partnership	NV	NIA	Affordable Housing Partners, Inc.	Ownership	99.900	Berkshire Hathaway Inc.	NO	
			47-2806671				Sunrise Community Solar 1, LLC	DE	NIA	Geronimo Community Solar Gardens, LLC	Ownership	100.000	Berkshire Hathaway Inc.	NO	
			47-2817754				Sunrise Community Solar 2, LLC	DE	NIA	Geronimo Community Solar Gardens, LLC	Ownership	100.000	Berkshire Hathaway Inc.	NO	
			47-2826136				Sunrise Community Solar 3, LLC	DE	NIA	Geronimo Community Solar Gardens, LLC	Ownership	100.000	Berkshire Hathaway Inc.	NO	
			47-2839896				Sunrise Community Solar 4, LLC	DE	NIA	Geronimo Community Solar Gardens, LLC	Ownership	100.000	Berkshire Hathaway Inc.	NO	
			47-2852599				Sunrise Community Solar 5, LLC	DE	NIA	Geronimo Community Solar Gardens, LLC	Ownership	100.000	Berkshire Hathaway Inc.	NO	
			47-2783772				Sunrise Community Solar Gardens, LLC	DE	NIA	Geronimo Community Solar Gardens, LLC	Ownership	100.000	Berkshire Hathaway Inc.	NO	
			94-6001411				Sunset Railway Company	CA	NIA	BNSF Railway Company	Ownership	50.000	Berkshire Hathaway Inc.	NO	
							Suntop Asset Trust	AUS	NIA	Suntop Holdco Pty Ltd	Ownership	100.000	Berkshire Hathaway Inc.	NO	
							Suntop Finco Pty Ltd	AUS	NIA	Suntop SF Pty Ltd	Ownership	100.000	Berkshire Hathaway Inc.	NO	
							Suntop Holdco Pty Ltd	AUS	NIA	Canadian Solar Investment Management Pty Ltd	Ownership	100.000	Berkshire Hathaway Inc.	NO	
							Suntop Holding Trust	AUS	NIA	Canadian Solar Investment Management Pty Ltd	Ownership	100.000	Berkshire Hathaway Inc.	NO	
							Suntop SF Pty Ltd	AUS	NIA	Suntop Holdco Pty Ltd	Ownership	100.000	Berkshire Hathaway Inc.	NO	
			30-1025039				Supermill, LLC	DE	NIA	Bourn & Koch, Inc.	Ownership	100.000	Berkshire Hathaway Inc.	NO	
							Sutol AG	CHE	NIA	Iscar Hartmetall A.G.	Ownership	100.000	Berkshire Hathaway Inc.	NO	
			93-4050557				Sutton Place Preservation MTE, LLC	DE	NIA	KCIC LHCT 10 LLC	Ownership	100.000	Berkshire Hathaway Inc.	NO	
			27-0586923				SV Maintenance LLC	DE	NIA	XTRA LLC	Ownership	100.000	Berkshire Hathaway Inc.	NO	
			98-0644935				SXP Schulz Xtruded Products LLC	GA	NIA	Precision Castparts Corp.	Ownership	100.000	Berkshire Hathaway Inc.	NO	
			61-1850733				Symmetry Electronics LLC	DE	NIA	Exponential Technology Group, Inc	Ownership	100.000	Berkshire Hathaway Inc.	NO	
							Systemate Numafa B.V.	NLD	NIA	Nufama Holding B.V.	Ownership	100.000	Berkshire Hathaway Inc.	NO	
							Taegutec (Thailand) Ltd.	THA	NIA	IMC International Metalworking Companies Inc.	Ownership	51.000	Berkshire Hathaway Inc.	NO	
							TaeguTec Argentina S.A.	ARG	NIA	IMC International Metalworking Companies Inc.	Ownership	87.100	Berkshire Hathaway Inc.	NO	
							TaeguTec Argentina S.A.	ARG	NIA	Taegutec Ltd.	Ownership	12.900	Berkshire Hathaway Inc.	NO	
							Taegutec Australia Pty Ltd	AUS	NIA	IMC International Metalworking Companies Inc.	Ownership	100.000	Berkshire Hathaway Inc.	NO	
							TaeguTec CR s.r.o.	CZE	NIA	IMC International Metalworking Companies Inc.	Ownership	51.000	Berkshire Hathaway Inc.	NO	

ANNUAL STATEMENT FOR THE YEAR 2023 OF THE General Re Life Corporation

**SCHEDULE Y**

**PART 1A - DETAIL OF INSURANCE HOLDING COMPANY SYSTEM**

1	2	3	4	5	6	7	8	9	10	11	12	13	14	15	16
Group Code	Group Name	NAIC Company Code	ID Number	Federal RSSD	CIK	Name of Securities Exchange if Publicly Traded (U.S. or International)	Names of Parent, Subsidiaries Or Affiliates	Domi-ciliary Location	Relation-ship to Reporting Entity	Directly Controlled by (Name of Entity/Person)	Type of Control (Ownership, Board, Management, Attorney-in-Fact, Influence, Other)	If Control is Ownership Provide Percentage	Ultimate Controlling Entity(ies)/Person(s)	Is an SCA Filing Re-quired? (Yes/No)	*
							Taegutec Cutting Tools Trading (Shanghai) Co. Ltd.	.CHN	NIA	IMC International Metalworking Companies Inc.	Ownership	100.000	Berkshire Hathaway Inc.	NO	
							Taegutec d.o. Brazil Ltda.	.BRA	NIA	IMC International Metalworking Companies Inc.	Ownership	99.980	Berkshire Hathaway Inc.	NO	
							Taegutec d.o. Brazil Ltda.	.BRA	NIA	Taegutec Ltd.	Ownership	0.020	Berkshire Hathaway Inc.	NO	
							TaeguTec Hungary Kft	.HUN	NIA	IMC International Metalworking Companies Inc.	Ownership	100.000	Berkshire Hathaway Inc.	NO	
							TaeguTec India Private Limited	.IND	NIA	IMC International Metalworking Companies Inc.	Ownership	65.000	Berkshire Hathaway Inc.	NO	
							Taegutec Japan Ltd	.JPN	NIA	IMC International Metalworking Companies Inc.	Ownership	100.000	Berkshire Hathaway Inc.	NO	
							Taegutec Ltd.	.KOR	NIA	IMC International Metalworking Companies Inc.	Ownership	100.000	Berkshire Hathaway Inc.	NO	
							TaeguTec Polska SP. z o.o.	.POL	NIA	IMC International Metalworking Companies Inc.	Ownership	100.000	Berkshire Hathaway Inc.	NO	
							TaeguTec Scandinavia A/S	.DNK	NIA	IMC International Metalworking Companies Inc.	Ownership	100.000	Berkshire Hathaway Inc.	NO	
							Taegutec Slovakia S.R.O	.SVK	NIA	IMC International Metalworking Companies Inc.	Ownership	99.955	Berkshire Hathaway Inc.	NO	
							Taegutec Slovakia S.R.O	.SVK	NIA	Iscar Hartmetall A.G.	Ownership	0.045	Berkshire Hathaway Inc.	NO	
							TaeguTec South Africa(Proprietary) Limited	.ZAF	NIA	IMC International Metalworking Companies Inc.	Ownership	100.000	Berkshire Hathaway Inc.	NO	
							TaeguTec Spain, S.L.U	.ESP	NIA	IMC International Metalworking Companies Inc.	Ownership	100.000	Berkshire Hathaway Inc.	NO	
							Taegutec Tooling Systems Malaysia Sdn. Bhd.	.MYS	NIA	Taegutec Ltd.	Ownership	100.000	Berkshire Hathaway Inc.	NO	
							Taegutec U.K. Ltd.	.GBR	NIA	IMC International Metalworking Companies Inc.	Ownership	100.000	Berkshire Hathaway Inc.	NO	
							TaeguTec Vietnam Limited Liability Company	.VNM	NIA	IMC International Metalworking Companies Inc.	Ownership	100.000	Berkshire Hathaway Inc.	NO	
							Tagutec Kesici Takimlar Sanayi Ve Ticaret A.S.	.TUR	NIA	IMC International Metalworking Companies Inc.	Ownership	75.500	Berkshire Hathaway Inc.	NO	
			82-3540054				Tartan Oil LLC	.DE	NIA	Beverage Management Associates Inc.	Ownership	1.000	Berkshire Hathaway Inc.	NO	
			82-3540054				Tartan Oil LLC	.DE	NIA	Bunkerhill Oil Marketing LLC	Ownership	99.000	Berkshire Hathaway Inc.	NO	
			38-3975495				Taurus Community Solar, LLC	.DE	NIA	Geronimo Community Solar Gardens Holding Company, LLC	Ownership	100.000	Berkshire Hathaway Inc.	NO	
							Taurus CSG1, LLC	.DE	NIA	Taurus Community Solar, LLC	Ownership	100.000	Berkshire Hathaway Inc.	NO	
							Taurus CSG2, LLC	.DE	NIA	Taurus Community Solar, LLC	Ownership	100.000	Berkshire Hathaway Inc.	NO	
							Taurus CSG3, LLC	.DE	NIA	Taurus Community Solar, LLC	Ownership	100.000	Berkshire Hathaway Inc.	NO	
							Taurus CSG4, LLC	.DE	NIA	Taurus Community Solar, LLC	Ownership	100.000	Berkshire Hathaway Inc.	NO	
							TBS Canada, Inc.	.CAN	NIA	Marmon Holdings, Inc.	Ownership	100.000	Berkshire Hathaway Inc.	NO	
							TBS Engineering, Ltd.	.GBR	NIA	Marmon Holdings, Inc.	Ownership	100.000	Berkshire Hathaway Inc.	NO	
			20-5690869				TBS USA, Inc.	.DE	NIA	Marmon Holdings, Inc.	Ownership	100.000	Berkshire Hathaway Inc.	NO	
			20-1127717				TE Wire & Cable LLC	.DE	NIA	Marmon Wire & Cable, Inc.	Ownership	100.000	Berkshire Hathaway Inc.	NO	
							Tenecom Limited	.GBR	NIA	National Indemnity Company	Ownership	100.000	Berkshire Hathaway Inc.	NO	
			56-1515158				Tenn-Tex Plastics, Inc.	.NC	NIA	Western Builders Supply, Inc.	Ownership	100.000	Berkshire Hathaway Inc.	NO	
			43-6003713				Terminal Railroad Association of St. Louis	.MO	NIA	BNSF Railway Company	Ownership	14.290	Berkshire Hathaway Inc.	NO	
			82-2672689				Terre Haute AAL LP	.IN	NIA	AHP Housing Fund 192, LLC	Ownership	99.990	Berkshire Hathaway Inc.	NO	
							Terza S.A. de C.V.	.MEX	NIA	Shaw Industries Group, Inc.	Ownership	49.800	Berkshire Hathaway Inc.	NO	
			32-0579865				Texarkana Grim Housing Partners LP	.TX	NIA	AHP Housing Fund 217, LLC	Ownership	98.980	Berkshire Hathaway Inc.	NO	
			74-6002396				Texas City Terminal Railway Company	.TX	NIA	BNSF Railway Company	Ownership	33.340	Berkshire Hathaway Inc.	NO	
			86-3317628				Texas Emergency Power Reserve, LLC	.DE	NIA	BHE Infrastructure Group, LLC	Ownership	100.000	Berkshire Hathaway Inc.	NO	

ANNUAL STATEMENT FOR THE YEAR 2023 OF THE General Re Life Corporation

**SCHEDULE Y**

**PART 1A - DETAIL OF INSURANCE HOLDING COMPANY SYSTEM**

1	2	3	4	5	6	7	8	9	10	11	12	13	14	15	16
Group Code	Group Name	NAIC Company Code	ID Number	Federal RSSD	CIK	Name of Securities Exchange if Publicly Traded (U.S. or International)	Names of Parent, Subsidiaries Or Affiliates	Domiciliary Location	Relationship to Reporting Entity	Directly Controlled by (Name of Entity/Person)	Type of Control (Ownership, Board, Management, Attorney-in-Fact, Influence, Other)	If Control is Ownership Provide Percentage	Ultimate Controlling Entity(ies)/Person(s)	Is an SCA Filing Required? (Yes/No)	*
			74-1859558				Texas Honing, Inc.	TX	NIA	THI Acquisition, Inc.	Ownership	100.000	Berkshire Hathaway Inc.	NO	
			81-0853980				Texas South I LLC	DE	NIA	Pilot Travel Centers LLC	Ownership	50.000	Berkshire Hathaway Inc.	NO	
			81-0860686				Texas South II LLC	DE	NIA	Pilot Travel Centers LLC	Ownership	50.000	Berkshire Hathaway Inc.	NO	
			82-3886947				Texas South III LLC	DE	NIA	Pilot Travel Centers LLC	Ownership	50.000	Berkshire Hathaway Inc.	NO	
							Textile Lourdes Limitada	SLV	NIA	Lempa Services, Limitada, de C.V.	Ownership	12.440	Berkshire Hathaway Inc.	NO	
							Textile Lourdes Limitada	SLV	NIA	Union Sales,LLC.	Ownership	0.000	Berkshire Hathaway Inc.	NO	
							Textile Lourdes Limitada	SLV	NIA	Union Underwear Company, Inc.	Ownership	87.560	Berkshire Hathaway Inc.	NO	
			80-0077721				Textiles del Caribe S.de.R.L.de C.V.	HND	NIA	Union Sales,LLC.	Ownership	2.000	Berkshire Hathaway Inc.	NO	
			80-0077721				Textiles del Caribe S.de.R.L.de C.V.	HND	NIA	Union Underwear Company, Inc.	Ownership	98.000	Berkshire Hathaway Inc.	NO	
			13-2873530				The B.V.D. Licensing Corp.	DE	NIA	Union Underwear Company, Inc.	Ownership	100.000	Berkshire Hathaway Inc.	NO	
			36-6000256				The Belt Railway Company of Chicago	IL	NIA	BNSF Railway Company	Ownership	16.670	Berkshire Hathaway Inc.	NO	
							The British Aviation Insurance Company Limited	GBR	IA	National Indemnity Company	Ownership	100.000	Berkshire Hathaway Inc.	NO	
			36-4233242				The Burlington Northern and Santa Fe Railway Company de Mexico S.A. de C.V.	MEX	NIA	BNSF Railway Company	Ownership	99.000	Berkshire Hathaway Inc.	NO	
			36-4233242				The Burlington Northern and Santa Fe Railway Company de Mexico S.A. de C.V.	MEX	NIA	BNSF Railway International Services, Inc.	Ownership	1.000	Berkshire Hathaway Inc.	NO	
			46-5038882				The Cardinal Group USA, LLC	DE	NIA	IPS-Integrated Project Services, LLC	Ownership	80.000	Berkshire Hathaway Inc.	NO	
			85-1507487				The District Developer, LLC	IA	NIA	MidAmerican Energy Company	Ownership	50.000	Berkshire Hathaway Inc.	NO	
			47-2406392				The Duracell Company	DE	NIA	Columbia Insurance Company	Ownership	38.650	Berkshire Hathaway Inc.	NO	
			47-2406392				The Duracell Company	DE	NIA	Cypress Insurance Company	Ownership	2.970	Berkshire Hathaway Inc.	NO	
			47-2406392				The Duracell Company	DE	NIA	GEICO Corporation	Ownership	11.890	Berkshire Hathaway Inc.	NO	
			47-2406392				The Duracell Company	DE	NIA	National Fire & Marine Insurance Company	Ownership	11.890	Berkshire Hathaway Inc.	NO	
			47-2406392				The Duracell Company	DE	NIA	National Indemnity Company	Ownership	33.110	Berkshire Hathaway Inc.	NO	
			47-2406392				The Duracell Company	DE	NIA	National Liability & Fire Insurance Company	Ownership	1.490	Berkshire Hathaway Inc.	NO	
			01-0710909				The Escrow Firm, Inc.	CA	NIA	Pickford Services Company	Ownership	100.000	Berkshire Hathaway Inc.	NO	
			31-1000330				The Fechheimer Brothers Company	DE	NIA	Berkshire Hathaway Inc.	Ownership	100.000	Berkshire Hathaway Inc.	NO	
			22-3522457				The Indecor Group, Inc.	NE	NIA	Benjamin Moore & Co.	Ownership	100.000	Berkshire Hathaway Inc.	NO	
			54-1081379				The Long & Foster Companies, Inc.	VA	NIA	HomeServices MidAtlantic, LLC	Ownership	100.000	Berkshire Hathaway Inc.	NO	
			34-0367600				The Lubrizol Corporation	OH	NIA	Berkshire Hathaway Inc.	Ownership	100.000	Berkshire Hathaway Inc.	NO	
			36-3485850				The Marmon Group LLC	DE	NIA	Marmon Holdings, Inc.	Ownership	100.000	Berkshire Hathaway Inc.	NO	
							The Marmon Group of Canada Ltd.	CAN	NIA	Union Tank Car Company	Ownership	100.000	Berkshire Hathaway Inc.	NO	
0031	Berkshire Hathaway Group	11843	35-0506406				The Medical Protective Company	IN	IA	MedPro Group Inc	Ownership	100.000	Berkshire Hathaway Inc.	NO	
			94-6001015				The Oakland Terminal Railway	CA	NIA	BNSF Railway Company	Ownership	50.000	Berkshire Hathaway Inc.	NO	
							The Pampered Chef - Canada Corp.	CAN	NIA	TPC North America, Ltd.	Ownership	100.000	Berkshire Hathaway Inc.	NO	
			98-0345517				The Pampered Chef - UK, Ltd.	GBR	NIA	TPC European Holdings, Ltd.	Ownership	100.000	Berkshire Hathaway Inc.	NO	
			98-0353211				The Pampered Chef Deutschland GmbH	DEU	NIA	TPC European Holdings, Ltd.	Ownership	100.000	Berkshire Hathaway Inc.	NO	
							The Pampered Chef France	FRA	NIA	TPC European Holdings, Ltd.	Ownership	100.000	Berkshire Hathaway Inc.	NO	
							The Pampered Chef Österreich GmbH	AUT	NIA	TPC European Holdings, Ltd.	Ownership	100.000	Berkshire Hathaway Inc.	NO	
							The Pampered Chef, Italia S.r.l.	ITA	NIA	TPC European Holdings, Ltd.	Ownership	100.000	Berkshire Hathaway Inc.	NO	
			36-3269007				The Pampered Chef, Ltd.	IL	NIA	Berkshire Hathaway Inc.	Ownership	100.000	Berkshire Hathaway Inc.	NO	
			32-0444468				The Preserve at Hardwick, LP	TN	NIA	AHP Housing Fund 232, LLC	Ownership	99.990	Berkshire Hathaway Inc.	NO	
			32-0444468				The Preserve at Hardwick, LP	TN	NIA	AHP SLP LLC	Ownership	0.000	Berkshire Hathaway Inc.	NO	
			42-1329950				The Referral Co.	IA	NIA	Iowa Realty Co., Inc.	Ownership	100.000	Berkshire Hathaway Inc.	NO	
			81-3672478				The Sanctuary at Springboro Ohio, LP	DE	NIA	AHP Housing Fund 134, LLC	Ownership	99.990	Berkshire Hathaway Inc.	NO	
			81-1734583				The Sanctuary at St. Cloud, LP	MN	NIA	AHP Housing Fund 86, LLC	Ownership	99.990	Berkshire Hathaway Inc.	NO	
			47-4064199				The Sanctuary at West Saint Paul, LP	MN	NIA	AHP Housing Fund 108, LLC	Ownership	99.990	Berkshire Hathaway Inc.	NO	
			47-0691256				The Scott Fetzer Company	DE	NIA	BHSF, Inc.	Ownership	100.000	Berkshire Hathaway Inc.	NO	
			34-1652262				The ScottCare Corporation	DE	NIA	The Scott Fetzer Company	Ownership	100.000	Berkshire Hathaway Inc.	NO	

ANNUAL STATEMENT FOR THE YEAR 2023 OF THE General Re Life Corporation

**SCHEDULE Y**

**PART 1A - DETAIL OF INSURANCE HOLDING COMPANY SYSTEM**

1	2	3	4	5	6	7	8	9	10	11	12	13	14	15	16
Group Code	Group Name	NAIC Company Code	ID Number	Federal RSSD	CIK	Name of Securities Exchange if Publicly Traded (U.S. or International)	Names of Parent, Subsidiaries Or Affiliates	Domiciliary Location	Relationship to Reporting Entity	Directly Controlled by (Name of Entity/Person)	Type of Control (Ownership, Board, Management, Attorney-in-Fact, Influence, Other)	If Control is Ownership Provide Percentage	Ultimate Controlling Entity(ies)/Person(s)	Is an SCA Filing Required? (Yes/No)	*
			47-1852550				The Scottish Lion Insurance Company Limited	.GBR	IA	SLI Holding Limited	Ownership	100.000	Berkshire Hathaway Inc.	NO	
			48-6030154				The Villages at ParcStone, LLC	.NC	NIA	AHP Housing Fund 76, LLC	Ownership	99.990	Berkshire Hathaway Inc.	NO	
			74-1746432				The Wichita Union Terminal Railway Company	.KS	NIA	BNSF Railway Company	Ownership	66.670	Berkshire Hathaway Inc.	NO	
			41-0884355				The Zia Company	.DE	NIA	BNSF Railway Company	Ownership	100.000	Berkshire Hathaway Inc.	NO	
			26-4451061				Thermoform Plastics, Inc.	.MN	NIA	Wilbert, Inc.	Ownership	100.000	Berkshire Hathaway Inc.	NO	
			36-3257622				THI Acquisition, Inc.	.DE	NIA	Precision Castparts Corp.	Ownership	100.000	Berkshire Hathaway Inc.	NO	
			81-5358904				Thorco Industries LLC	.DE	NIA	L. A. Darling Company LLC	Ownership	100.000	Berkshire Hathaway Inc.	NO	
			83-1556509				Thoroughbred Title Services, LLC	.NY	NIA	HomeServices of New York, LLC	Ownership	100.000	Berkshire Hathaway Inc.	NO	
			81-3737388				Tier Path LLC	.DE	NIA	Perfection Hy-Test Company	Ownership	100.000	Berkshire Hathaway Inc.	NO	
			45-3784304				Timberlane Partners, LP	.MS	NIA	AHP Housing Fund 173, LLC	Ownership	99.990	Berkshire Hathaway Inc.	NO	
			84-1524606				TIMET Europe Limited	.GBR	NIA	TIMET UK Limited	Ownership	100.000	Berkshire Hathaway Inc.	NO	
			98-1705860				TIMET Powdered Metals, LLC	.DE	NIA	Titanium Metals Corporation	Ownership	100.000	Berkshire Hathaway Inc.	NO	
			30-0108564				TIMET Real Estate Corporation	.CO	NIA	Titanium Metals Corporation	Ownership	100.000	Berkshire Hathaway Inc.	NO	
			13-5630895				TIMET Savoie, SA	.FRA	NIA	TIMET Europe Limited	Ownership	70.000	Berkshire Hathaway Inc.	NO	
			23-3004322				TIMET UK Limited	.GBR	NIA	PCC UK Global Holdings Limited	Ownership	100.000	Berkshire Hathaway Inc.	NO	
			20-1174230				Eastern Gas Transmission and Storage, Inc.								
			88-2462339				Tioga Properties, LLC	.DE	NIA		Ownership	100.000	Berkshire Hathaway Inc.	NO	
			86-1014610				Titanium Metals Corporation	.DE	NIA	Precision Castparts Corp.	Ownership	100.000	Berkshire Hathaway Inc.	NO	
			27-4898712				TLTC LLC	.DE	NIA	Fox & Roach/Trident Limited Partnership	Ownership	100.000	Berkshire Hathaway Inc.	NO	
			98-0408382				TM City Leasing Inc.	.DE	NIA	Transco Railcar Repair Inc.	Ownership	100.000	Berkshire Hathaway Inc.	NO	
			98-0373625				TMG Lucetius LLC	.FL	NIA	The Marmon Group LLC	Ownership	100.000	Berkshire Hathaway Inc.	NO	
			93-0867881				TMI Climate Solutions Canada Inc.	.CAN	NIA	Marmon Holdings Corporation	Ownership	100.000	Berkshire Hathaway Inc.	NO	
			74-1990355				TODVT LLC	.DE	NIA	Berkshire Hathaway Automotive Inc.	Ownership	81.000	Berkshire Hathaway Inc.	NO	
			52-1349938				TOHVT Motors, LLC	.DE	NIA	Berkshire Hathaway Automotive Inc.	Ownership	91.000	Berkshire Hathaway Inc.	NO	
			27-1200627				Tongonan Power Investment, Inc.	.PHL	NIA	Berkshire Hathaway Energy Company	Ownership	100.000	Berkshire Hathaway Inc.	NO	
			33-0650711				Tonicstar Limited	.GBR	NIA	SLI Holding Limited	Ownership	100.000	Berkshire Hathaway Inc.	NO	
			84-1554981				Tool & Gage Associates, Inc.	.OR	NIA	Macpherson Western Tool & Supply Co., LLC	Ownership	100.000	Berkshire Hathaway Inc.	NO	
			75-2924848				Tool-Flo Manufacturing, Inc.	.TX	NIA	ITTI Group USA Holdings, Inc.	Ownership	100.000	Berkshire Hathaway Inc.	NO	
			20-5221836				Top Five Club, Inc.	.TX	NIA	GEICO Corporation	Ownership	100.000	Berkshire Hathaway Inc.	NO	
			36-4301143				Topaz Solar Farms LLC	.DE	NIA	TPZ Holding, LLC	Ownership	100.000	Berkshire Hathaway Inc.	NO	
			30-0101576				Total Quality Assurance Inc.	.CA	NIA	Brooks Sports, Inc.	Ownership	100.000	Berkshire Hathaway Inc.	NO	
			88-2974657				Town & Country Title Services LLC	.CO	NIA	CMH Capital, Inc.	Ownership	100.000	Berkshire Hathaway Inc.	NO	
			83-4560477				Town East Ford II, LLC	.DE	NIA	Berkshire Hathaway Automotive Inc.	Ownership	81.000	Berkshire Hathaway Inc.	NO	
			45-3717428				Township Title Services, LLC	.GA	NIA	HN Real Estate Group, N.C., Inc.	Ownership	50.000	Berkshire Hathaway Inc.	NO	
			36-4336123				TPC European Holdings, Ltd.	.DE	NIA	The Pampered Chef, Ltd.	Ownership	100.000	Berkshire Hathaway Inc.	NO	
			61-0366810				TPC N.A.S.A., LLC	.DE	NIA	TPC North America, Ltd.	Ownership	100.000	Berkshire Hathaway Inc.	NO	
			84-2680821				TPC North America, Ltd.	.DE	NIA	The Pampered Chef, Ltd.	Ownership	100.000	Berkshire Hathaway Inc.	NO	
			80-0795986				TP-CH Cedar Grove, LLC	.GA	NIA	TP-CH JV, LLC	Ownership	100.000	Berkshire Hathaway Inc.	NO	
							TP-CH JV, LLC	.GA	NIA	Clayton Properties Group, Inc.	Ownership	50.000	Berkshire Hathaway Inc.	NO	
							TPZ Holding, LLC	.DE	NIA	BHE Solar, LLC	Ownership	100.000	Berkshire Hathaway Inc.	NO	
							Trackmobile LLC	.DE	NIA	Marmon Transportation Services LLC	Ownership	100.000	Berkshire Hathaway Inc.	NO	
							Trade Fixtures Europe GmbH	.DEU	NIA	Marmon Holdings Corporation	Ownership	42.500	Berkshire Hathaway Inc.	NO	
							Trail Ltd.	.BMU	NIA	Marmon Retail Store Equipment LLC	Ownership	57.500	Berkshire Hathaway Inc.	NO	
							Trailer Technologies Holdings, LLC	.KY	NIA	transition holdings, LLC	Ownership	33.300	Berkshire Hathaway Inc.	NO	
							Trajectory Acquisition Company LLC	.DE	NIA	R.C. Tway Company, LLC	Ownership	100.000	Berkshire Hathaway Inc.	NO	
							Transalist A.B.	.SWE	NIA	Bunkerhill Oil Marketing LLC	Ownership	100.000	Berkshire Hathaway Inc.	NO	
							Transatlantic Holdings, Inc.	.DE	NIA	Larson-Juhl Sweden A.B.	Ownership	100.000	Berkshire Hathaway Inc.	NO	
							Transatlantic Re (Argentina) S.A.	.ARG	NIA	Alleghany Corporation	Ownership	100.000	Berkshire Hathaway Inc.	NO	
										Transatlantic Holdings, Inc.	Ownership	95.000	Berkshire Hathaway Inc.	NO	



ANNUAL STATEMENT FOR THE YEAR 2023 OF THE General Re Life Corporation

**SCHEDULE Y**

**PART 1A - DETAIL OF INSURANCE HOLDING COMPANY SYSTEM**

1	2	3	4	5	6	7	8	9	10	11	12	13	14	15	16
Group Code	Group Name	NAIC Company Code	ID Number	Federal RSSD	CIK	Name of Securities Exchange if Publicly Traded (U.S. or International)	Names of Parent, Subsidiaries Or Affiliates	Domi-ciliary Location	Relation-ship to Reporting Entity	Directly Controlled by (Name of Entity/Person)	Type of Control (Ownership, Board, Management, Attorney-in-Fact, Influence, Other)	If Control is Ownership Provide Percentage	Ultimate Controlling Entity(ies)/Person(s)	Is an SCA Filing Re-quired? (Yes/No)	*
.0031	Berkshire Hathaway Group	19453	13-5616275				Transatlantic Re (Argentina) S.A.	.ARG	NIA	Transatlantic Reinsurance Company	Ownership	5.000	Berkshire Hathaway Inc.	NO	
							Transatlantic Reinsurance Company	.NY	IA	Transatlantic Holdings, Inc.	Ownership	100.000	Berkshire Hathaway Inc.	NO	
							TransCanyon Gates, LLC	.DE	NIA	TransCanyon, LLC	Ownership	100.000	Berkshire Hathaway Inc.	NO	
							TransCanyon Western Development, LLC	.DE	NIA	TransCanyon, LLC	Ownership	100.000	Berkshire Hathaway Inc.	NO	
			32-0448334				TransCanyon, LLC	.DE	NIA	MTL Canyon Holdings, LLC	Ownership	50.000	Berkshire Hathaway Inc.	NO	
			20-1107376				Transco Railcar Repair Inc.	.DE	NIA	Transco Railway Products Inc.	Ownership	100.000	Berkshire Hathaway Inc.	NO	
			34-1404442				Transco Railway Products Inc.	.DE	NIA	Union Tank Car Company	Ownership	100.000	Berkshire Hathaway Inc.	NO	
			74-2715856				Transco, Inc.	.NV	NIA	McLane Company, Inc.	Ownership	100.000	Berkshire Hathaway Inc.	NO	
							Transfercom Limited	.GBR	IA	National Indemnity Company	Ownership	100.000	Berkshire Hathaway Inc.	NO	
			32-0037069				Transition Holdings, LLC	.DE	NIA	Marmon Holdings, Inc.	Ownership	100.000	Berkshire Hathaway Inc.	NO	
			75-2925572				TRANSPORTATION TECHNOLOGY SERVICES, INC.	.TX	NIA	BNSF Logistics, LLC	Ownership	100.000	Berkshire Hathaway Inc.	NO	
							TransRe Europe S.A.	.LUX	NIA	Transatlantic Reinsurance Company	Ownership	100.000	Berkshire Hathaway Inc.	NO	
							TransRe London Limited	.GBR	NIA	Transatlantic Reinsurance Company	Ownership	100.000	Berkshire Hathaway Inc.	NO	
							TransRe London Services Limited	.GBR	NIA	Transatlantic Reinsurance Company	Ownership	100.000	Berkshire Hathaway Inc.	NO	
							TransRe S.A.	.PAN	NIA	Transatlantic Reinsurance Company	Ownership	100.000	Berkshire Hathaway Inc.	NO	
			81-1939146				TransRe Underwriting Managers Agency Ltd.	.DE	NIA	Transatlantic Holdings, Inc.	Ownership	100.000	Berkshire Hathaway Inc.	NO	
							TRC Escritório de Representação no Brasil Ltda.	.BRA	NIA	Fair American Insurance and Reinsurance Company	Ownership	0.040	Berkshire Hathaway Inc.	NO	
							TRC Escritório de Representação no Brasil Ltda.	.BRA	NIA	Transatlantic Reinsurance Company	Ownership	99.960	Berkshire Hathaway Inc.	NO	
							TreIMCo Limited	.GBR	NIA	Transatlantic Holdings, Inc.	Ownership	100.000	Berkshire Hathaway Inc.	NO	
			38-3818109				Trenmor LLC	.DE	NIA	Anchorbuoy Ltd	Ownership	100.000	Berkshire Hathaway Inc.	NO	
			98-1640965				Trenmor PTY Limited	.AUS	NIA	Anchorbuoy Ltd	Ownership	100.000	Berkshire Hathaway Inc.	NO	
			98-1642441				Trenmor SAS ref France	.FRA	NIA	Anchorbuoy Ltd	Ownership	100.000	Berkshire Hathaway Inc.	NO	
			98-1642178				Trenmor Unlimited Company	.IRL	NIA	Anchorbuoy Ltd	Ownership	100.000	Berkshire Hathaway Inc.	NO	
			45-4139653				Trensor LLC	.CA	NIA	Perfection Hy-Test Company	Ownership	100.000	Berkshire Hathaway Inc.	NO	
			36-2281514				TRH Holding Corp.	.DE	NIA	Transition Holdings, LLC	Ownership	100.000	Berkshire Hathaway Inc.	NO	
			62-1717916				Triangle Suspension Systems, Inc.	.DE	NIA	Marmon Highway Technologies LLC	Ownership	100.000	Berkshire Hathaway Inc.	NO	
			62-1875180				Tricycle, Inc.	.TN	NIA	Shaw Industries Group, Inc.	Ownership	100.000	Berkshire Hathaway Inc.	NO	
			23-3045964				Trident Land Transfer Company (PHILA) LP	.DE	NIA	Fox & Roach/Trident Limited Partnership	Ownership	99.900	Berkshire Hathaway Inc.	NO	
			23-3045964				Trident Land Transfer Company (PHILA) LP	.DE	NIA	Trident Land Transfer Company (PHILA) LP	Ownership	0.100	Berkshire Hathaway Inc.	NO	
			46-3298087				Trident Land Transfer Company LP	.DE	NIA	Fox & Roach/Trident Limited Partnership	Ownership	99.900	Berkshire Hathaway Inc.	NO	
			46-3298087				Trident Land Transfer Company LP	.DE	NIA	TLTC LLC	Ownership	0.100	Berkshire Hathaway Inc.	NO	
			23-3004325				Trident Mortgage Company LP	.DE	NIA	Fox & Roach/Trident Limited Partnership	Ownership	99.900	Berkshire Hathaway Inc.	NO	
			23-3004325				Trident Mortgage Company LP	.DE	NIA	TRMC LLC	Ownership	0.100	Berkshire Hathaway Inc.	NO	
			20-8215787				Trilogy Communications, Inc.	.MS	NIA	Marmon Wire & Cable, Inc.	Ownership	100.000	Berkshire Hathaway Inc.	NO	
			83-2026496				Tri-Star DEF LLC	.DE	NIA	PFJE AssetCo Holdings LLC	Ownership	100.000	Berkshire Hathaway Inc.	NO	
							Triton Steel, LLC	.DE	NIA	WWS Holdings, LLC	Ownership	100.000	Berkshire Hathaway Inc.	NO	
			23-3004320				TRMC LLC	.DE	NIA	Fox & Roach/Trident Limited Partnership	Ownership	100.000	Berkshire Hathaway Inc.	NO	
			38-3372254				TrueNorth Development, Inc.	.MI	NIA	MITek Inc.	Ownership	100.000	Berkshire Hathaway Inc.	NO	
			20-1174343				TS City Leasing Inc.	.DE	NIA	Transco Railcar Repair Inc.	Ownership	100.000	Berkshire Hathaway Inc.	NO	
							TSE Brakes GmbH	.DEU	NIA	TSE Brakes, Inc.	Ownership	100.000	Berkshire Hathaway Inc.	NO	
							TSE Brakes, Inc.	.DE	NIA	Webb Wheel Products, Inc.	Ownership	100.000	Berkshire Hathaway Inc.	NO	
							TSE de Mexico, S.A. de C.V.	.MEX	NIA	TSE Brakes, Inc.	Ownership	0.400	Berkshire Hathaway Inc.	NO	
							TSE de Mexico, S.A. de C.V.	.MEX	NIA	Webb Wheel Products, Inc.	Ownership	99.600	Berkshire Hathaway Inc.	NO	
							TTI (Shanghai) Logistics Co. Ltd	.CHN	NIA	Shanghai TTI Electronics Co, LTD	Ownership	100.000	Berkshire Hathaway Inc.	NO	
							TTI Belgium	.BEL	NIA	TTI, Inc.	Ownership	100.000	Berkshire Hathaway Inc.	NO	
							TTI Brasil Comercio De Componentes Electronicos LTDA	.BRA	NIA	TTI, Inc.	Ownership	100.000	Berkshire Hathaway Inc.	NO	

ANNUAL STATEMENT FOR THE YEAR 2023 OF THE General Re Life Corporation

**SCHEDULE Y**  
**PART 1A - DETAIL OF INSURANCE HOLDING COMPANY SYSTEM**

1	2	3	4	5	6	7	8	9	10	11	12	13	14	15	16
Group Code	Group Name	NAIC Company Code	ID Number	Federal RSSD	CIK	Name of Securities Exchange if Publicly Traded (U.S. or International)	Names of Parent, Subsidiaries Or Affiliates	Domi-ciliary Location	Relation-ship to Reporting Entity	Directly Controlled by (Name of Entity/Person)	Type of Control (Ownership, Board, Management, Attorney-in-Fact, Influence, Other)	If Control is Ownership Provide Percentage	Ultimate Controlling Entity(ies)/Person(s)	Is an SCA Filing Re-quired? (Yes/No)	*
			98-1227865				TTI Elektronik Ticaret Ltd. Sti	.TUR	NIA	TTI, Inc.	Ownership	100.000	Berkshire Hathaway Inc.	NO	
			98-1091676				TTI Electronics (Thailand) Ltd	.THA	NIA	TTI Electronics Asia PTE LTD	Ownership	100.000	Berkshire Hathaway Inc.	NO	
							TTI Electronics (Vietnam) Company Limited	.VNM	NIA	TTI, Inc.	Ownership	100.000	Berkshire Hathaway Inc.	NO	
			98-1068567				TTI Electronics Asia (India) Private Ltd	.IND	NIA	TTI Electronics Asia PTE LTD	Ownership	100.000	Berkshire Hathaway Inc.	NO	
			98-0538870				TTI Electronics Asia PTE LTD	.SGP	NIA	TTI, Inc.	Ownership	100.000	Berkshire Hathaway Inc.	NO	
			98-0404802				TTI Electronics Austria GmbH	.AUT	NIA	TTI, Inc.	Ownership	100.000	Berkshire Hathaway Inc.	NO	
			98-0605080				TTI Electronics Czech SRO	.CZE	NIA	TTI, Inc.	Ownership	100.000	Berkshire Hathaway Inc.	NO	
			98-0538872				TTI Electronics Denmark APS	.DNK	NIA	TTI, Inc.	Ownership	100.000	Berkshire Hathaway Inc.	NO	
							TTI Electronics Distribution SRL	.ROU	NIA	CJE II	Ownership	0.008	Berkshire Hathaway Inc.	NO	
							TTI Electronics Distribution SRL	.ROU	NIA	TTI, Inc.	Ownership	99.992	Berkshire Hathaway Inc.	NO	
			98-1229924				TTI Electronics Europe GmbH	.DEU	NIA	TTI, Inc.	Ownership	100.000	Berkshire Hathaway Inc.	NO	
			98-0571750				TTI Electronics Hungary KFT	.HUN	NIA	TTI, Inc.	Ownership	100.000	Berkshire Hathaway Inc.	NO	
			98-0620824				TTI Electronics LTD	.ISR	NIA	TTI, Inc.	Ownership	100.000	Berkshire Hathaway Inc.	NO	
			98-0697862				TTI Electronics Malaysia SDN BHD	.MYS	NIA	TTI Electronics Asia PTE LTD	Ownership	100.000	Berkshire Hathaway Inc.	NO	
							TTI Electronics Nepal Private Limited	.NPL	NIA	TTI Electronics Asia PTE LTD	Ownership	100.000	Berkshire Hathaway Inc.	NO	
			98-0538885				TTI Electronics Nordic AB	.SWE	NIA	TTI, Inc.	Ownership	100.000	Berkshire Hathaway Inc.	NO	
							TTI Electronics OU	.EST	NIA	TTI, Inc.	Ownership	100.000	Berkshire Hathaway Inc.	NO	
							TTI Electronics Philippines, Inc	.PHL	NIA	TTI Electronics Asia PTE LTD	Ownership	100.000	Berkshire Hathaway Inc.	NO	
							TTI Especialistas en Pasivos y Conectores, S.L	.ESP	NIA	TTI France SASU	Ownership	100.000	Berkshire Hathaway Inc.	NO	
			98-0470183				TTI Finland OY	.FIN	NIA	TTI, Inc.	Ownership	100.000	Berkshire Hathaway Inc.	NO	
			98-1043545				TTI France SASU	.FRA	NIA	TTI, Inc.	Ownership	100.000	Berkshire Hathaway Inc.	NO	
			98-0538877				TTI Hong Kong Limited	.HKG	NIA	TTI, Inc.	Ownership	100.000	Berkshire Hathaway Inc.	NO	
			98-0538879				TTI Italy SRL	.ITA	NIA	CJE II	Ownership	5.000	Berkshire Hathaway Inc.	NO	
			98-0538881				TTI Italy SRL	.ITA	NIA	TTI, Inc.	Ownership	95.000	Berkshire Hathaway Inc.	NO	
			37-1847720				TTI JV 1, Inc	.DE	NIA	CJE II	Ownership	5.000	Berkshire Hathaway Inc.	NO	
			37-1847720				TTI JV 1, Inc	.DE	NIA	TTI, Inc.	Ownership	95.000	Berkshire Hathaway Inc.	NO	
			37-1877557				TTI JV 2, Inc	.DE	NIA	CJE II	Ownership	5.000	Berkshire Hathaway Inc.	NO	
			37-1877557				TTI JV 2, Inc	.DE	NIA	TTI, Inc.	Ownership	95.000	Berkshire Hathaway Inc.	NO	
			98-1220399				TTI Latin America s. de R.L. de C.V.	.MEX	NIA	CJE II	Ownership	1.000	Berkshire Hathaway Inc.	NO	
			98-1220399				TTI Latin America s. de R.L. de C.V.	.MEX	NIA	TTI, Inc.	Ownership	99.000	Berkshire Hathaway Inc.	NO	
			98-0605077				TTI Poland SP ZOO	.POL	NIA	TTI, Inc.	Ownership	100.000	Berkshire Hathaway Inc.	NO	
			20-8234316				TTI, Inc.	.DE	NIA	Berkshire Hathaway Inc.	Ownership	100.000	Berkshire Hathaway Inc.	NO	
			23-1554199				TTX Company	.DE	NIA	BNSF Railway Company	Ownership	17.300	Berkshire Hathaway Inc.	NO	
			95-4062015				Tucker Safety Products, Inc.	.CO	NIA	Marmon Engineered Components Company	Ownership	100.000	Berkshire Hathaway Inc.	NO	
							Tuf-Lok Fasteners Pvt Limited	.IND	NIA	Nylok LLC	Ownership	24.000	Berkshire Hathaway Inc.	NO	
							Tullahoma Village Community Partners MTE, LLC	.DE	NIA	KCIC LIHTC 10 LLC	Ownership	100.000	Berkshire Hathaway Inc.	NO	
			93-3996295				Tungaloy Benelux B.V.	.NLD	NIA	IMC Benelux B.V.	Ownership	100.000	Berkshire Hathaway Inc.	NO	
							Tungaloy Corporation	.JPN	NIA	IMC International Metalworking Companies Inc.	Ownership	100.000	Berkshire Hathaway Inc.	NO	
							Tungaloy Cutting Tool (Shanghai) Co. Ltd.	.CHN	NIA	Tungaloy Corporation	Ownership	100.000	Berkshire Hathaway Inc.	NO	
							Tungaloy Cutting Tools Taiwan Co., Ltd	.TWN	NIA	IMC International Metalworking Companies Inc.	Ownership	51.000	Berkshire Hathaway Inc.	NO	
							Tungaloy Czech SRO	.CZE	NIA	IMC International Metalworking Companies Inc.	Ownership	90.000	Berkshire Hathaway Inc.	NO	
							Tungaloy Czech SRO	.CZE	NIA	Tungaloy Corporation	Ownership	10.000	Berkshire Hathaway Inc.	NO	
							Tungaloy France s.a.s	.FRA	NIA	IMC International Metalworking Companies Inc.	Ownership	100.000	Berkshire Hathaway Inc.	NO	
							Tungaloy Friction Material Vietnam Ltd.	.VNM	NIA	Tungaloy Corporation	Ownership	51.000	Berkshire Hathaway Inc.	NO	

ANNUAL STATEMENT FOR THE YEAR 2023 OF THE General Re Life Corporation

**SCHEDULE Y**  
**PART 1A - DETAIL OF INSURANCE HOLDING COMPANY SYSTEM**

1	2	3	4	5	6	7	8	9	10	11	12	13	14	15	16
Group Code	Group Name	NAIC Company Code	ID Number	Federal RSSD	CIK	Name of Securities Exchange if Publicly Traded (U.S. or International)	Names of Parent, Subsidiaries Or Affiliates	Domi-ciliary Location	Relation-ship to Reporting Entity	Directly Controlled by (Name of Entity/Person)	Type of Control (Ownership, Board, Management, Attorney-in-Fact, Influence, Other)	If Control is Ownership Provide Percentage	Ultimate Controlling Entity(ies)/Person(s)	Is an SCA Filing Re-quired? (Yes/No)	*
							Tungaloy FZE	.ARE	NIA	Tungaloy Gulf Holdings Ltd.	Ownership	100.000	Berkshire Hathaway Inc.	NO	
							Tungaloy Gulf Holdings Ltd.	.ARE	NIA	IMC International Metalworking Companies Inc.	Ownership	67.000	Berkshire Hathaway Inc.	NO	
							Tungaloy Hungary Kft	.HUN	NIA	IMC International Metalworking Companies Inc.	Ownership	100.000	Berkshire Hathaway Inc.	NO	
							Tungaloy Iberica, S.L.	.ESP	NIA	IMC International Metalworking Companies Inc.	Ownership	51.000	Berkshire Hathaway Inc.	NO	
							Tungaloy India Private Limited	.IND	NIA	IMC International Metalworking Companies Inc.	Ownership	66.980	Berkshire Hathaway Inc.	NO	
							Tungaloy India Private Limited	.IND	NIA	Is-car Ltd.	Ownership	0.020	Berkshire Hathaway Inc.	NO	
							Tungaloy Italia S.r.l.	.ITA	NIA	IMC International Metalworking Companies Inc.	Ownership	51.000	Berkshire Hathaway Inc.	NO	
							Tungaloy Kesici Takimler Sanayi Ve Ticaret A.S	.TUR	NIA	IMC International Metalworking Companies Inc.	Ownership	100.000	Berkshire Hathaway Inc.	NO	
							Tungaloy Korea Ltd.	.KOR	NIA	IMC International Metalworking Companies Inc.	Ownership	100.000	Berkshire Hathaway Inc.	NO	
							Tungaloy Malaysia SDN BHD	.MYS	NIA	Taegutec Tooling Systems Malaysia Sdn. Bhd.	Ownership	30.000	Berkshire Hathaway Inc.	NO	
							Tungaloy Malaysia SDN BHD	.MYS	NIA	Tungaloy Corporation	Ownership	40.000	Berkshire Hathaway Inc.	NO	
							Tungaloy Polska SP. z o.o.	.POL	NIA	IMC International Metalworking Companies Inc.	Ownership	100.000	Berkshire Hathaway Inc.	NO	
							Tungaloy Rezni Alati d.o.o	.HRV	NIA	IMC International Metalworking Companies Inc.	Ownership	100.000	Berkshire Hathaway Inc.	NO	
							Tungaloy Rus LLC	.RUS	NIA	IMC International Metalworking Companies Inc.	Ownership	82.500	Berkshire Hathaway Inc.	NO	
							Tungaloy Scandinavia AB	.SWE	NIA	IMC International Metalworking Companies Inc.	Ownership	100.000	Berkshire Hathaway Inc.	NO	
			36-3511418				Tungaloy Taiwan Corporation	.TWN	NIA	Tungaloy Corporation	Ownership	49.000	Berkshire Hathaway Inc.	NO	
							Tungaloy-NTK America Inc.	.IL	NIA	Tungaloy Corporation	Ownership	100.000	Berkshire Hathaway Inc.	NO	
							Tungaloy-NTK Cutting Tool (Thailand) Co., Ltd.	.THA	NIA	IMC International Metalworking Companies Inc.	Ownership	0.001	Berkshire Hathaway Inc.	NO	
							Tungaloy-NTK Cutting Tool (Thailand) Co., Ltd.	.THA	NIA	Tungaloy Corporation	Ownership	100.000	Berkshire Hathaway Inc.	NO	
							Tungaloy-NTK De Mexico S.A.	.MEX	NIA	Tungaloy Corporation	Ownership	2.000	Berkshire Hathaway Inc.	NO	
							Tungaloy-NTK De Mexico S.A.	.MEX	NIA	Tungaloy-NTK America Inc.	Ownership	98.000	Berkshire Hathaway Inc.	NO	
							Tungaloy-NTK do Brasil Comercio DE Ferramentas DE Corte Ltda	.BRA	NIA	IMC International Metalworking Companies Inc.	Ownership	99.996	Berkshire Hathaway Inc.	NO	
							Tungaloy-NTK do Brasil Comercio DE Ferramentas DE Corte Ltda	.BRA	NIA	Is-car Ltd.	Ownership	0.004	Berkshire Hathaway Inc.	NO	
							Tungaloy-NTK Germany GmbH	.DEU	NIA	Tungaloy Corporation	Ownership	100.000	Berkshire Hathaway Inc.	NO	
							Tungaloy-NTK UK Limited	.GBR	NIA	IMC International Metalworking Companies Inc.	Ownership	100.000	Berkshire Hathaway Inc.	NO	
			82-2875902				Twain HTC Fund XII, LLC	.IL	NIA	AHP Housing Fund 138, LLC	Ownership	1.000	Berkshire Hathaway Inc.	NO	
			35-2440995				Twin Oaks at Stone Ridge, L.P.	.MO	NIA	AHP Housing Fund 56, LLC	Ownership	98.990	Berkshire Hathaway Inc.	NO	
							Twing-M ALC	.BLR	NIA	IMC International Metalworking Companies Inc.	Ownership	51.000	Berkshire Hathaway Inc.	NO	
			84-2589953				TX Heritage Huntsville 2019, LTD	.TX	NIA	AHP Housing Fund 202, LLC	Ownership	99.990	Berkshire Hathaway Inc.	NO	
			47-1221512				TX Jumbo Road Wind, LLC	.DE	NIA	Jumbo Road Holdings, LLC	Ownership	100.000	Berkshire Hathaway Inc.	NO	
			46-3635875				TX Kennedy Apartments, LTD	.TX	NIA	AHP Housing Fund 61, LLC	Ownership	99.990	Berkshire Hathaway Inc.	NO	
			26-0076229				TX Referral Alliance, Inc.	.TX	NIA	PHM Holdings, LLC	Ownership	100.000	Berkshire Hathaway Inc.	NO	
			45-3751317				TXFM INC	.TX	NIA	Nebraska Furniture Mart, Inc.	Ownership	100.000	Berkshire Hathaway Inc.	NO	
			86-0871569				TXVT LLC	.DE	NIA	Berkshire Hathaway Automotive Inc.	Ownership	81.000	Berkshire Hathaway Inc.	NO	

ANNUAL STATEMENT FOR THE YEAR 2023 OF THE General Re Life Corporation

SCHEDULE Y

PART 1A - DETAIL OF INSURANCE HOLDING COMPANY SYSTEM

1	2	3	4	5	6	7	8	9	10	11	12	13	14	15	16
Group Code	Group Name	NAIC Company Code	ID Number	Federal RSSD	CIK	Name of Securities Exchange if Publicly Traded (U.S. or International)	Names of Parent, Subsidiaries Or Affiliates	Domiciliary Location	Relationship to Reporting Entity	Directly Controlled by (Name of Entity/Person)	Type of Control (Ownership, Board, Management, Attorney-in-Fact, Influence, Other)	If Control is Ownership Provide Percentage	Ultimate Controlling Entity(ies)/Person(s)	Is an SCA Filing Required? (Yes/No)	*
			86-0871569				TXVT LLC	DE	NIA	BHA Minority Interest Holdco, Inc.	Ownership	5.000	Berkshire Hathaway Inc.	NO	
							U.O.P. S.P.A.	ITA	NIA	IMC International Metalworking Companies Inc.	Ownership	70.000	Berkshire Hathaway Inc.	NO	
.0031	Berkshire Hathaway Group	35416	95-4834036 23-2049904				U.S. Investment Corporation	PA	NIA	Berkshire Hathaway Inc.	Ownership	100.000	Berkshire Hathaway Inc.	NO	
							U.S. Underwriters Insurance Company	ND	IA	Mount Vernon Fire Insurance Company	Ownership	100.000	Berkshire Hathaway Inc.	NO	
							UCFS Australia Pty. Ltd.	AUS	NIA	Scott Fetzer Financial Group, Inc.	Ownership	100.000	Berkshire Hathaway Inc.	NO	
			46-1750625				UCFS Europe Company	DE	NIA	Scott Fetzer Financial Group, Inc.	Ownership	100.000	Berkshire Hathaway Inc.	NO	
			46-1750625				UCFS International Holding Company	DE	NIA	Scott Fetzer Financial Group, Inc.	Ownership	100.000	Berkshire Hathaway Inc.	NO	
							UCFS Italia SpA	ITA	NIA	Scott Fetzer Financial Group, Inc.	Ownership	100.000	Berkshire Hathaway Inc.	NO	
			45-5411572				UH Senior Partnership II, L.P.	GA	NIA	AHP Housing Fund 55, LLC	Ownership	98.980	Berkshire Hathaway Inc.	NO	
			45-5411572				UH Senior Partnership II, L.P.	GA	NIA	AHP State Housing Fund 3, LLC	Ownership	1.000	Berkshire Hathaway Inc.	NO	
			52-2166647				Unarco Industries LLC	DE	NIA	Thorco Industries LLC	Ownership	100.000	Berkshire Hathaway Inc.	NO	
			20-1292398				Unified Supply Chain, Inc.	IN	NIA	International Dairy Queen, Inc.	Ownership	100.000	Berkshire Hathaway Inc.	NO	
			76-0422418				Uni-Form Components Co.	DE	NIA	Union Tank Car Company	Ownership	100.000	Berkshire Hathaway Inc.	NO	
			45-4167307				Union City Homes, LP	MO	NIA	AHP Housing Fund 45, LLC	Ownership	99.990	Berkshire Hathaway Inc.	NO	
			61-0909765				Union Sales LLC	DE	NIA	Union Underwear Company, Inc.	Ownership	100.000	Berkshire Hathaway Inc.	NO	
			36-3104688				Union Tank Car Company	DE	NIA	Marmon Rail Group, Inc.	Ownership	100.000	Berkshire Hathaway Inc.	NO	
			61-1411269				Union Underwear Company, Inc.	DE	NIA	Fruit of the Loom, Inc.	Ownership	100.000	Berkshire Hathaway Inc.	NO	
							Uniqfill Air B.V.	NLD	NIA	Uniqfill International B.V.	Ownership	100.000	Berkshire Hathaway Inc.	NO	
							Uniqfill International B.V.	NLD	NIA	CTB Legacy Holding B.V.	Ownership	100.000	Berkshire Hathaway Inc.	NO	
			36-3076808				United Consumer Financial Services Company	DE	NIA	Scott Fetzer Financial Group, Inc.	Ownership	100.000	Berkshire Hathaway Inc.	NO	
							United Crane Hire Pty Ltd.	AUS	NIA	Sterling Crane (Australia) Pty Ltd	Ownership	100.000	Berkshire Hathaway Inc.	NO	
			34-1969425				United Direct Finance Inc.	DE	NIA	Scott Fetzer Financial Group, Inc.	Ownership	100.000	Berkshire Hathaway Inc.	NO	
			75-0924613				United Fuel and Energy LLC	TX	NIA	Southern Counties Oil Company LP	Ownership	100.000	Berkshire Hathaway Inc.	NO	
			13-5458900				United States Aviation Underwriters, Inc.	NY	NIA	General Re Corporation	Ownership	100.000	Berkshire Hathaway Inc.	NO	
.0031	Berkshire Hathaway Group	25895	23-1383313				United States Liability Insurance Company	NE	IA	U.S. Investment Corporation	Ownership	100.000	Berkshire Hathaway Inc.	NO	
			91-2031156				University Swaging Corporation LLC	DE	NIA	Metalac Fasteners, Inc.	Ownership	100.000	Berkshire Hathaway Inc.	NO	
			61-1762611				Ursa Community Solar, LLC	DE	NIA	Geronimo Community Solar Gardens, LLC	Ownership	100.000	Berkshire Hathaway Inc.	NO	
			37-1784927				Ursa CSG1, LLC	DE	NIA	Geronimo Community Solar Gardens, LLC	Ownership	100.000	Berkshire Hathaway Inc.	NO	
			37-1784883				Ursa CSG2, LLC	DE	NIA	Geronimo Community Solar Gardens, LLC	Ownership	100.000	Berkshire Hathaway Inc.	NO	
			36-4811079				Ursa CSG3, LLC	DE	NIA	Geronimo Community Solar Gardens, LLC	Ownership	100.000	Berkshire Hathaway Inc.	NO	
			35-2534420				Ursa CSG4, LLC	DE	NIA	Geronimo Community Solar Gardens, LLC	Ownership	100.000	Berkshire Hathaway Inc.	NO	
			61-1763220				Ursa CSG5, LLC	DE	NIA	Geronimo Community Solar Gardens, LLC	Ownership	100.000	Berkshire Hathaway Inc.	NO	
			36-4814273				US Floors International, LLC	GA	NIA	Shaw Industries Group, Inc.	Ownership	100.000	Berkshire Hathaway Inc.	NO	
			06-1093099				UTC Railcar Repair Services LLC	DE	NIA	NATX Repair Services LLC	Ownership	100.000	Berkshire Hathaway Inc.	NO	
			20-1731226				UTLX Manufacturing LLC	DE	NIA	Union Tank Car Company	Ownership	100.000	Berkshire Hathaway Inc.	NO	
							UTLX Soporite Empresarial, S.A. De C.V.	MEX	NIA	Marmon Transportation Services LLC	Ownership	0.002	Berkshire Hathaway Inc.	NO	
							UTLX Soporite Empresarial, S.A. De C.V.	MEX	NIA	Union Tank Car Company	Ownership	99.998	Berkshire Hathaway Inc.	NO	
			86-0850810				V.T. Motors, LLC	DE	NIA	Berkshire Hathaway Automotive Inc.	Ownership	78.000	Berkshire Hathaway Inc.	NO	
			86-0850810				V.T. Motors, LLC	DE	NIA	BHA Minority Interest Holdco, Inc.	Ownership	3.000	Berkshire Hathaway Inc.	NO	
			23-2713768				V3 Insurance Agency Inc.	PA	NIA	National Indemnity Company	Ownership	100.000	Berkshire Hathaway Inc.	NO	
			82-2943407				Valle de Atasco LLLP	NM	NIA	AHP Housing Fund 182, LLC	Ownership	99.990	Berkshire Hathaway Inc.	NO	
			44-0617358				Van Chevrolet-Cadillac, LLC	DE	NIA	Berkshire Hathaway Automotive Inc.	Ownership	96.000	Berkshire Hathaway Inc.	NO	
			48-0591795				Van Enterprises, Inc.	MO	NIA	VT Insurance Acquisition Sub Inc.	Ownership	100.000	Berkshire Hathaway Inc.	NO	
			20-4536566				Van Hyundai II, LLC	DE	NIA	Berkshire Hathaway Automotive Inc.	Ownership	91.000	Berkshire Hathaway Inc.	NO	
			62-1856637				Vanderbilt ABS Corp.	DE	NIA	CMH Services, Inc.	Ownership	100.000	Berkshire Hathaway Inc.	NO	
			62-0997810				Vanderbilt Mortgage and Finance, Inc.	TN	NIA	CMH Services, Inc.	Ownership	100.000	Berkshire Hathaway Inc.	NO	
							Vanderbilt Property and Casualty Insurance Co., LTD	VGB	NIA	CMH Capital, Inc.	Ownership	100.000	Berkshire Hathaway Inc.	NO	

ANNUAL STATEMENT FOR THE YEAR 2023 OF THE General Re Life Corporation

**SCHEDULE Y**  
**PART 1A - DETAIL OF INSURANCE HOLDING COMPANY SYSTEM**

1	2	3	4	5	6	7	8	9	10	11	12	13	14	15	16
Group Code	Group Name	NAIC Company Code	ID Number	Federal RSSD	CIK	Name of Securities Exchange if Publicly Traded (U.S. or International)	Names of Parent, Subsidiaries Or Affiliates	Domiciliary Location	Relationship to Reporting Entity	Directly Controlled by (Name of Entity/Person)	Type of Control (Ownership, Board, Management, Attorney-in-Fact, Influence, Other)	If Control is Ownership Provide Percentage	Ultimate Controlling Entity(ies)/Person(s)	Is an SCA Filing Required? (Yes/No)	*
			75-3024222				Vandergriff Automotive II LLC	DE	NIA	Berkshire Hathaway Automotive Inc.	Ownership	81.000	Berkshire Hathaway Inc.	NO	
			75-2827256				Vandergriff Chevrolet II, LLC	DE	NIA	Berkshire Hathaway Automotive Inc.	Ownership	81.000	Berkshire Hathaway Inc.	NO	
			75-2827256				Vandergriff Chevrolet II, LLC	DE	NIA	BHA Minority Interest Holdco, Inc.	Ownership	5.000	Berkshire Hathaway Inc.	NO	
			20-3854307				Vandergriff Hyundai II, LLC	DE	NIA	Berkshire Hathaway Automotive Inc.	Ownership	81.000	Berkshire Hathaway Inc.	NO	
			20-3854307				Vandergriff Hyundai II, LLC	DE	NIA	BHA Minority Interest Holdco, Inc.	Ownership	5.000	Berkshire Hathaway Inc.	NO	
			56-2222613				Vanity Fair Brands, LP	DE	NIA	Magnolia Ventures LLC	Ownership	99.000	Berkshire Hathaway Inc.	NO	
			56-2222613				Vanity Fair Brands, LP	DE	NIA	Union Underwear Company, Inc.	Ownership	1.000	Berkshire Hathaway Inc.	NO	
			51-0348608				Vanity Fair Inc.	DE	NIA	Vanity Fair Brands, LP	Ownership	100.000	Berkshire Hathaway Inc.	NO	
			47-2207326				Vantage Reinsurance, LLC	NV	IA	Van Enterprises, Inc.	Ownership	100.000	Berkshire Hathaway Inc.	NO	
			37-1791123				Vega Community Solar Gardens, LLC	MN	NIA	Geronimo Community Solar Gardens Holding Company, LLC	Ownership	100.000	Berkshire Hathaway Inc.	NO	
			47-5184072				Vega CSG1, LLC	MN	NIA	Vega Community Solar Gardens, LLC	Ownership	100.000	Berkshire Hathaway Inc.	NO	
			47-5196290				Vega CSG2, LLC	MN	NIA	Vega Community Solar Gardens, LLC	Ownership	100.000	Berkshire Hathaway Inc.	NO	
			47-5203160				Vega CSG3, LLC	MN	NIA	Vega Community Solar Gardens, LLC	Ownership	100.000	Berkshire Hathaway Inc.	NO	
			47-5221938				Vega CSG4, LLC	MN	NIA	Vega Community Solar Gardens, LLC	Ownership	100.000	Berkshire Hathaway Inc.	NO	
			47-5233828				Vega CSG5, LLC	MN	NIA	Vega Community Solar Gardens, LLC	Ownership	100.000	Berkshire Hathaway Inc.	NO	
							Vehicle Lease and Service Limited	GBR	NIA	Northern Electric plc.	Ownership	50.000	Berkshire Hathaway Inc.	NO	
							Verdisto Logistics, LLC	MI	NIA	McLane Company, Inc.	Ownership	100.000	Berkshire Hathaway Inc.	NO	
			47-4445441				Verona Estates, LP	MS	NIA	AHP Housing Fund 116, LLC	Ownership	99.990	Berkshire Hathaway Inc.	NO	
			04-3727863				Vertis Insurance Group, Inc.	FL	NIA	Priority One Financial Services, Inc.	Ownership	100.000	Berkshire Hathaway Inc.	NO	
			26-0557408				Vesta Intermediate Funding, Inc.	DE	NIA	Lubrizol Life Science, Inc.	Ownership	100.000	Berkshire Hathaway Inc.	NO	
							VF-Diltex, S. de R.L. de C.V.	MEX	NIA	VFI-Mexico, Inc.	Ownership	51.000	Berkshire Hathaway Inc.	NO	
							VFI de Honduras, S.A.	HND	NIA	Vanity Fair Brands, LP	Ownership	100.000	Berkshire Hathaway Inc.	NO	
			20-1195996				VFI-Mexico, Inc.	DE	NIA	Vanity Fair Brands, LP	Ownership	100.000	Berkshire Hathaway Inc.	NO	
			46-4755034				Vgas 1 Dcatur LLC	NV	NIA	AHP Housing Fund 85, LLC	Ownership	99.990	Berkshire Hathaway Inc.	NO	
			47-5351565				Village at Avalon Apartments LLLP	NM	NIA	AHP Housing Fund 120, LLC	Ownership	99.990	Berkshire Hathaway Inc.	NO	
							Visayas Geothermal Power Company	PHL	NIA	Magma Netherlands B.V.	Ownership	99.000	Berkshire Hathaway Inc.	NO	
							Visayas Geothermal Power Company	PHL	NIA	Tongonan Power Investment, Inc.	Ownership	1.000	Berkshire Hathaway Inc.	NO	
			75-2850046				Visilinx, Inc.	DE	NIA	McLane Company, Inc.	Ownership	100.000	Berkshire Hathaway Inc.	NO	
			05-0604842				Vision Retailing Inc.	NH	NIA	BH Shoe Holdings, Inc.	Ownership	100.000	Berkshire Hathaway Inc.	NO	
							VLS Limited	GBR	NIA	Vehicle Lease and Service Limited	Ownership	100.000	Berkshire Hathaway Inc.	NO	
			20-5651029				VODVT Motors LLC	DE	NIA	Berkshire Hathaway Automotive Inc.	Ownership	71.000	Berkshire Hathaway Inc.	NO	
			84-2565352				Volantes, LLC	DE	NIA	Sequoia Aviation Corporation	Ownership	100.000	Berkshire Hathaway Inc.	NO	
							Volito Group B.V.	NLD	NIA	Chore-Time Europe B.V.	Ownership	100.000	Berkshire Hathaway Inc.	NO	
			45-5146534				VOP Motors, LLC	DE	NIA	Berkshire Hathaway Automotive Inc.	Ownership	93.000	Berkshire Hathaway Inc.	NO	
			45-5146534				VOP Motors, LLC	DE	NIA	BHA Minority Interest Holdco, Inc.	Ownership	3.000	Berkshire Hathaway Inc.	NO	
			47-2138469				VT Insurance Acquisition Sub Inc.	DE	NIA	National Indemnity Company	Ownership	100.000	Berkshire Hathaway Inc.	NO	
			95-2636765				Vulcan Power Company	NV	NIA	Magma Power Company	Ownership	100.000	Berkshire Hathaway Inc.	NO	
			95-3992087				Vulcan/BN Geothermal Power Company	NV	NIA	Magma Power Company	Ownership	100.000	Berkshire Hathaway Inc.	NO	
			82-1608695				W&W Engineering Private, Ltd. India	IND	NIA	W&W Steel Company	Ownership	1.000	Berkshire Hathaway Inc.	NO	
			82-1608695				W&W Engineering Private, Ltd. India	IND	NIA	WWEPL Holdings Corp.	Ownership	99.000	Berkshire Hathaway Inc.	NO	
			73-0550968				W&W Steel Company	OK	NIA	WWEPL Holdings Corp.	Ownership	100.000	Berkshire Hathaway Inc.	NO	
			27-0915339				W&W Steel Erectors, LLC	DE	NIA	WWS Holdings, LLC	Ownership	100.000	Berkshire Hathaway Inc.	NO	
			35-2530653				W&W-AFCO Steel LLC	DE	NIA	WWS Holdings, LLC	Ownership	100.000	Berkshire Hathaway Inc.	NO	
			26-3310436				Wahoo Title, LLC	NE	NIA	Capitol Title Company	Ownership	51.000	Berkshire Hathaway Inc.	NO	
			20-4458668				Wailuku Holding Company, LLC	DE	NIA	Wailuku Investment, LLC	Ownership	100.000	Berkshire Hathaway Inc.	NO	
			45-4891379				Wailuku Investment, LLC	SD	NIA	BHE Hydro, LLC	Ownership	100.000	Berkshire Hathaway Inc.	NO	

ANNUAL STATEMENT FOR THE YEAR 2023 OF THE General Re Life Corporation

**SCHEDULE Y**  
**PART 1A - DETAIL OF INSURANCE HOLDING COMPANY SYSTEM**

1	2	3	4	5	6	7	8	9	10	11	12	13	14	15	16
Group Code	Group Name	NAIC Company Code	ID Number	Federal RSSD	CIK	Name of Securities Exchange if Publicly Traded (U.S. or International)	Names of Parent, Subsidiaries Or Affiliates	Domiciliary Location	Relationship to Reporting Entity	Directly Controlled by (Name of Entity/Person)	Type of Control (Ownership, Board, Management, Attorney-in-Fact, Influence, Other)	If Control is Ownership Provide Percentage	Ultimate Controlling Entity(ies)/Person(s)	Is an SCA Filing Required? (Yes/No)	*
			52-1754375				Wailuku River Hydroelectric Limited Partnership	..HI	.....NIA	S.W. Hydro, Inc.	Ownership	2.000	Berkshire Hathaway Inc.	..NO	
			52-1754375				Wailuku River Hydroelectric Limited Partnership	..HI	.....NIA	Wailuku River Hydroelectric Power Company, Inc.	Ownership	98.000	Berkshire Hathaway Inc.	..NO	
			52-1678231				Wailuku River Hydroelectric Power Company, Inc.	..HI	.....NIA	Wailuku Holding Company, LLC	Ownership	100.000	Berkshire Hathaway Inc.	..NO	
			73-1108292				Walden s Machine, LLC	..OK	.....NIA	Primus International LLC	Ownership	100.000	Berkshire Hathaway Inc.	..NO	
			56-2580746				Walnut Ridge Wind, LLC	..DE	.....NIA	BHE Wind, LLC	Ownership	100.000	Berkshire Hathaway Inc.	..NO	
			98-1228769				Warwick International Group Limited	..GBR	.....NIA	Warwick International Intermediate Holdings Limited	Ownership	100.000	Berkshire Hathaway Inc.	..NO	
			98-1228773				Warwick International Intermediate Holdings Limited	..GBR	.....NIA	Lubrizol Advanced Materials Europe BV	Ownership	100.000	Berkshire Hathaway Inc.	..NO	
			98-1228773				Warwick International Intermediate Holdings Limited	..GBR	.....NIA	Lubrizol Advanced Materials Europe BV	Ownership	100.000	Berkshire Hathaway Inc.	..NO	
			59-3227694				Watermark Realty Referral, Inc.	..FL	.....NIA	HomeServices of Florida, Inc.	Ownership	100.000	Berkshire Hathaway Inc.	..NO	
			65-0619884				Watermark Realty, Inc.	..DE	.....NIA	HomeServices of Florida, Inc.	Ownership	100.000	Berkshire Hathaway Inc.	..NO	
			27-0736307				Watershed Geosynthetics, LLC	..GA	.....NIA	Shaw Watershed Holdings, LLC	Ownership	70.000	Berkshire Hathaway Inc.	..NO	
			81-0976250				Waterstone Tax Credit Fund I LLC	..OH	.....NIA	AHP Housing Fund 124, LLC	Ownership	99.990	Berkshire Hathaway Inc.	..NO	
			47-0691267				Wayne / Scott Fetzer Company	..DE	.....NIA	BHSF, Inc.	Ownership	100.000	Berkshire Hathaway Inc.	..NO	
			92-3514008				Wayne Combustion Systems, Inc.	..DE	.....NIA	BHSF, Inc.	Ownership	100.000	Berkshire Hathaway Inc.	..NO	
			45-5369890				WC-GMC, Limited Partnership	..OK	.....NIA	AHP Housing Fund 11, LLC	Ownership	99.990	Berkshire Hathaway Inc.	..NO	
			26-4473545				Weathervane Referral Network, Inc.	..NY	.....NIA	HomeServices of New York, LLC	Ownership	100.000	Berkshire Hathaway Inc.	..NO	
			36-3739982				Webb Wheel Products, Inc.	..DE	.....NIA	Marmon Highway Technologies LLC	Ownership	80.000	Berkshire Hathaway Inc.	..NO	
			36-3739982				Webb Wheel Products, Inc.	..DE	.....NIA	Worldwide Containers, Inc.	Ownership	20.000	Berkshire Hathaway Inc.	..NO	
			20-2934197				Wellfleet Benefits, LLC	..MA	.....NIA	The Medical Protective Company	Ownership	100.000	Berkshire Hathaway Inc.	..NO	
			04-3187843				Wellfleet Group, LLC	..MA	.....NIA	The Medical Protective Company	Ownership	100.000	Berkshire Hathaway Inc.	..NO	
.0031	Berkshire Hathaway Group	32280	95-4077789				Wellfleet Insurance Company	..IN	.....IA	MedPro Group Inc	Ownership	100.000	Berkshire Hathaway Inc.	..NO	
.0031	Berkshire Hathaway Group	20931	13-2668999				Wellfleet New York Insurance Company	..NY	.....IA	MedPro Group Inc	Ownership	100.000	Berkshire Hathaway Inc.	..NO	
			36-3454715				Wells Lamont Industry Group LLC	..DE	.....NIA	Marmon Engineered Components Company	Ownership	100.000	Berkshire Hathaway Inc.	..NO	
			36-4264748				Wells Lamont LLC	..DE	.....NIA	Marmon Retail Products, Inc.	Ownership	100.000	Berkshire Hathaway Inc.	..NO	
							Wertsam Technology, S.L.	..ESP	.....NIA	IMC International Metalworking Companies Inc.	Ownership	50.000	Berkshire Hathaway Inc.	..NO	
							West PowerGrid Limited	..GBR	.....NIA	Northern Electric plc.	Ownership	100.000	Berkshire Hathaway Inc.	..NO	
			82-0613859				Westchester Village East Limited Dividend Housing Association LP	..MI	.....NIA	AHP Housing Fund 176, LLC	Ownership	99.990	Berkshire Hathaway Inc.	..NO	
							Westchester Village North Limited Dividend Housing Association LP	..MI	.....NIA	AHP Housing Fund 177, LLC	Ownership	99.990	Berkshire Hathaway Inc.	..NO	
			81-5476902				Western / Scott Fetzer Company	..DE	.....NIA	BHSF, Inc.	Ownership	100.000	Berkshire Hathaway Inc.	..NO	
			47-0691262				Western Aerospace Limited	..AUS	.....NIA	Wyman-Gordon Company	Ownership	100.000	Berkshire Hathaway Inc.	..NO	
			98-0139711				Western Australian Specialty Alloys Pty. Ltd.	..AUS	.....NIA	Western Aerospace Limited	Ownership	7.200	Berkshire Hathaway Inc.	..NO	
			98-0139711				Western Australian Specialty Alloys Pty. Ltd.	..AUS	.....NIA	Wyman-Gordon Company	Ownership	92.800	Berkshire Hathaway Inc.	..NO	
			81-0215653				Western Builders Supply, Inc.	..MT	.....NIA	Pan American Screw LLC	Ownership	100.000	Berkshire Hathaway Inc.	..NO	
			85-2141841				Western Capital Group, LLC	..NV	.....NIA	Berkshire Hathaway Energy Company	Ownership	100.000	Berkshire Hathaway Inc.	..NO	
			53-0183669				Western Fruit Express Company	..DE	.....NIA	BNSF Railway Company	Ownership	100.000	Berkshire Hathaway Inc.	..NO	
							Western PowerGrid Limited	..GBR	.....NIA	Northern Electric plc.	Ownership	100.000	Berkshire Hathaway Inc.	..NO	
			46-0710685				Westgate Senior Limited Dividend Housing Association, LLC	..MI	.....NIA	AHP Housing Fund 28, LLC	Ownership	99.990	Berkshire Hathaway Inc.	..NO	
.0031	Berkshire Hathaway Group	11981	06-1678760				WestGUARD Insurance Company	..NE	.....IA	National Indemnity Company	Ownership	100.000	Berkshire Hathaway Inc.	..NO	
			36-4843711				Westover Senior P3, LP	..TX	.....NIA	AHP Housing Fund 146, LLC	Ownership	99.980	Berkshire Hathaway Inc.	..NO	

ANNUAL STATEMENT FOR THE YEAR 2023 OF THE General Re Life Corporation

**SCHEDULE Y**  
**PART 1A - DETAIL OF INSURANCE HOLDING COMPANY SYSTEM**

1	2	3	4	5	6	7	8	9	10	11	12	13	14	15	16
Group Code	Group Name	NAIC Company Code	ID Number	Federal RSSD	CIK	Name of Securities Exchange if Publicly Traded (U.S. or International)	Names of Parent, Subsidiaries Or Affiliates	Domiciliary Location	Relationship to Reporting Entity	Directly Controlled by (Name of Entity/Person)	Type of Control (Ownership, Board, Management, Attorney-in-Fact, Influence, Other)	If Control is Ownership Provide Percentage	Ultimate Controlling Entity(ies)/Person(s)	Is an SCA Filing Required? (Yes/No)	*
			46-3081897				W-G GMC LP	OK	NIA	AHP Housing Fund 98, LLC	Ownership	99.990	Berkshire Hathaway Inc.	NO	
			13-5484760				WGC Crane Group Pty Limited	AUS	NIA	Marmon Crane (Australia) Pty Ltd	Ownership	100.000	Berkshire Hathaway Inc.	NO	
			48-6003755				Whittaker Clark & Daniels, Inc.	NJ	NIA	Soco West, Inc.	Ownership	100.000	Berkshire Hathaway Inc.	NO	
			98-1356068				Wichita Terminal Association (WTA)	KS	NIA	BNSF Railway Company	Ownership	50.000	Berkshire Hathaway Inc.	NO	
			81-5112846				Wicked Cool (HK) Limited	HKG	NIA	Jaz Toys HK Limited	Ownership	100.000	Berkshire Hathaway Inc.	NO	
			90-0859574				Wicked Cool Toys Holdings, LLC	DE	NIA	Jazwares, LLC	Ownership	100.000	Berkshire Hathaway Inc.	NO	
			36-4128481				Wicked Cool Toys, LLC	DE	NIA	Wicked Cool Toys Holdings, LLC	Ownership	100.000	Berkshire Hathaway Inc.	NO	
			36-1178800				Wilbert Funeral Services, Inc.	KS	NIA	Marmon Holdings, Inc.	Ownership	100.000	Berkshire Hathaway Inc.	NO	
			81-2977544				Wilbert, Inc.	NC	NIA	Piedmont Manufacturing Group, LLC	Ownership	100.000	Berkshire Hathaway Inc.	NO	
			93-3435697				Wilhelm Schulz GmbH	DEU	NIA	PCC Germany Holdings GmbH	Ownership	100.000	Berkshire Hathaway Inc.	NO	
			20-5753188				Willow Park Group, LP	MS	NIA	AHP Housing Fund 165, LLC	Ownership	99.990	Berkshire Hathaway Inc.	NO	
			39-1892725				Willow Partners LLC	IN	NIA	Clayton Properties Group, Inc.	Ownership	50.000	Berkshire Hathaway Inc.	NO	
			86-2481611				Wimbledon Properties, LLC	TN	NIA	Clayton Properties Group, Inc.	Ownership	100.000	Berkshire Hathaway Inc.	NO	
			45-3478219				Wisconsin River Title Consultants LLC	WI	NIA	HSW Affiliates Holding, LLC	Ownership	50.000	Berkshire Hathaway Inc.	NO	
			46-1516982				WittDev LLC	DE	NIA	Burlington Northern Santa Fe, LLC	Ownership	100.000	Berkshire Hathaway Inc.	NO	
			81-3781645				Woodbury Oakwood Urban Renewal Preservation, LP	NJ	NIA	Centerline AHP Housing LLC	Ownership	99.990	Berkshire Hathaway Inc.	NO	
			57-1717365				Woodland Housing LLLP	IN	NIA	AHP Housing Fund 60, LLC	Ownership	99.990	Berkshire Hathaway Inc.	NO	
			46-2605037				Woodlawn Partners, LP	MS	NIA	AHP Housing Fund 174, LLC	Ownership	99.990	Berkshire Hathaway Inc.	NO	
			36-2364281				Workflow LLC	NC	NIA	Marmon Engineered Components Company	Ownership	100.000	Berkshire Hathaway Inc.	NO	
			47-0625852				World Book / Scott Fetzer Company	NE	NIA	BHSF, Inc.	Ownership	100.000	Berkshire Hathaway Inc.	NO	
			36-4284551				World Book Encyclopedia, Inc.	DE	NIA	World Book, Inc.	Ownership	100.000	Berkshire Hathaway Inc.	NO	
			45-5378535				World Book India Private Limited	IND	NIA	World Book Encyclopedia, Inc.	Ownership	0.002	Berkshire Hathaway Inc.	NO	
			46-3525022				World Book India Private Limited	IND	NIA	World Book, Inc.	Ownership	99.998	Berkshire Hathaway Inc.	NO	
			32-0551209				World Book, Inc.	DE	NIA	World Book / Scott Fetzer Company	Ownership	100.000	Berkshire Hathaway Inc.	NO	
			82-1608695				World Investments, Inc.	NE	NIA	BH Media Group, Inc.	Ownership	100.000	Berkshire Hathaway Inc.	NO	
			20-1535505				Worldwide Containers, Inc.	DE	NIA	Marmon Transportation Services LLC	Ownership	100.000	Berkshire Hathaway Inc.	NO	
			04-1992780				WP-GMC, Limited Partnership	OK	NIA	AHP Housing Fund 12, LLC	Ownership	99.990	Berkshire Hathaway Inc.	NO	
			98-0227054				WPHS Venture Partners, LLC	DE	NIA	AHP Housing Fund 94, LLC	Ownership	99.000	Berkshire Hathaway Inc.	NO	
			04-3541052				WPLG, Inc.	DE	NIA	BH Holding LLC	Ownership	100.000	Berkshire Hathaway Inc.	NO	
			76-0203655				WWEPL Holdings Corp.	DE	NIA	WWS Holdings, LLC	Ownership	100.000	Berkshire Hathaway Inc.	NO	
			22-3044511				WWSC Holdings, LLC	DE	NIA	Alleghany Capital Corporation	Ownership	80.000	Berkshire Hathaway Inc.	NO	
			52-2005557				Wyman-Gordon (Lincoln) Limited	GBR	NIA	Wyman-Gordon Limited	Ownership	100.000	Berkshire Hathaway Inc.	NO	
			45-2425501				Wyman-Gordon Company	MA	NIA	Precision Castparts Corp.	Ownership	100.000	Berkshire Hathaway Inc.	NO	
			88-3677017				Wyman-Gordon de Mexico, S. de R.L. de C.V.	MEX	NIA	Wyman-Gordon Company	Ownership	100.000	Berkshire Hathaway Inc.	NO	
			04-2459036				Wyman-Gordon Forgings (Cleveland), Inc.	OH	NIA	Precision Castparts Corp.	Ownership	100.000	Berkshire Hathaway Inc.	NO	
			20-2052863				Wyman-Gordon Forgings, Inc.	DE	NIA	Wyman-Gordon Company	Ownership	100.000	Berkshire Hathaway Inc.	NO	
			06-0954158				Wyman-Gordon Investment Castings, Inc.	DE	NIA	Wyman-Gordon Company	Ownership	100.000	Berkshire Hathaway Inc.	NO	
			20-8648239				Wyman-Gordon Limited	GBR	NIA	PCC Luxembourg Holdings S.a' r.l.	Ownership	100.000	Berkshire Hathaway Inc.	NO	
							Wyman-Gordon Monterrey, S. de R.L. de C.V.	MEX	NIA	PCC Airfoils S.A. de C.V.	Ownership	0.010	Berkshire Hathaway Inc.	NO	
							Wyman-Gordon Monterrey, S. de R.L. de C.V.	MEX	NIA	Wyman-Gordon Company	Ownership	99.990	Berkshire Hathaway Inc.	NO	
							Wyman-Gordon Pennsylvania, LLC	OR	NIA	Precision Castparts Corp.	Ownership	100.000	Berkshire Hathaway Inc.	NO	
							Xelix Distribution, Inc.	TX	NIA	McLane Company, Inc.	Ownership	100.000	Berkshire Hathaway Inc.	NO	
							Xiamen Honglu Tungsten-Molybdenum Industry Co., Ltd.	CHN	NIA	Taegutec Ltd.	Ownership	26.050	Berkshire Hathaway Inc.	NO	
							X-L-CO., Inc.	DE	NIA	XTRA LLC	Ownership	100.000	Berkshire Hathaway Inc.	NO	
							XTRA Companies, Inc.	DE	NIA	XTRA Corporation	Ownership	100.000	Berkshire Hathaway Inc.	NO	
							XTRA Corporation	DE	NIA	Berkshire Hathaway Inc.	Ownership	100.000	Berkshire Hathaway Inc.	NO	
							XTRA Finance Corporation	DE	NIA	XTRA Corporation	Ownership	100.000	Berkshire Hathaway Inc.	NO	

ANNUAL STATEMENT FOR THE YEAR 2023 OF THE General Re Life Corporation

**SCHEDULE Y**  
**PART 1A - DETAIL OF INSURANCE HOLDING COMPANY SYSTEM**

1	2	3	4	5	6	7	8	9	10	11	12	13	14	15	16
Group Code	Group Name	NAIC Company Code	ID Number	Federal RSSD	CIK	Name of Securities Exchange if Publicly Traded (U.S. or International)	Names of Parent, Subsidiaries Or Affiliates	Domiciliary Location	Relationship to Reporting Entity	Directly Controlled by (Name of Entity/Person)	Type of Control (Ownership, Board, Management, Attorney-in-Fact, Influence, Other)	If Control is Ownership Provide Percentage	Ultimate Controlling Entity(ies)/Person(s)	Is an SCA Filing Required? (Yes/No)	*
			43-1690171				XTRA Intermodal, Inc.	DE	NIA	XTRA LLC	Ownership	100.000	Berkshire Hathaway Inc.	NO	
			22-1863406				XTRA Lease LLC	DE	NIA	XTRA LLC	Ownership	100.000	Berkshire Hathaway Inc.	NO	
			01-0346274				XTRA LLC	ME	NIA	XTRA Companies, Inc.	Ownership	100.000	Berkshire Hathaway Inc.	NO	
			83-2844370				Y Lofts, LP	KS	NIA	AHP Housing Fund 215, LLC	Ownership	98.990	Berkshire Hathaway Inc.	NO	
							Yan Agro logic (1988) Ltd	ISR	NIA	C.T.B Israel Holdings Ltd.	Ownership	100.000	Berkshire Hathaway Inc.	NO	
							YEDL Limited	GBR	NIA	Yorkshire Electricity Group plc	Ownership	100.000	Berkshire Hathaway Inc.	NO	
							YG-1 Co., Ltd.	KOR	NIA	IMC International Metalworking Companies Inc.	Ownership	7.850	Berkshire Hathaway Inc.	NO	
							Yorkshire Electricity Distribution Limited	GBR	NIA	Northern Electric plc.	Ownership	100.000	Berkshire Hathaway Inc.	NO	
							Yorkshire Electricity Group plc.	GBR	NIA	Yorkshire Power Group Limited	Ownership	100.000	Berkshire Hathaway Inc.	NO	
							Yorkshire Power Finance Limited	CYM	NIA	Yorkshire Electricity Group plc.	Ownership	1.000	Berkshire Hathaway Inc.	NO	
							Yorkshire Power Finance Limited	CYM	NIA	Yorkshire Power Group Limited	Ownership	99.000	Berkshire Hathaway Inc.	NO	
							Yorkshire Power Group Limited	GBR	NIA	Northern Powergrid Holdings Company	Ownership	5.250	Berkshire Hathaway Inc.	NO	
							Yorkshire Power Group Limited	GBR	NIA	Northern Powergrid UK Holdings	Ownership	94.750	Berkshire Hathaway Inc.	NO	
							Yorkshire PowerGrid Limited	GBR	NIA	Northern Electric plc.	Ownership	100.000	Berkshire Hathaway Inc.	NO	
			87-0484750				Yuma Cogeneration Associates	UT	NIA	CalEnergy YCA Partner 2, LLC	Ownership	50.000	Berkshire Hathaway Inc.	NO	
			87-0484750				Yuma Cogeneration Associates	UT	NIA	California Energy Yuma Corporation	Ownership	50.000	Berkshire Hathaway Inc.	NO	
			84-2599243				Z Global Logistics, LLC	DE	NIA	Alleghany Capital Corporation	Ownership	100.000	Berkshire Hathaway Inc.	NO	
			82-3784847				Zag Toys Holdings, LLC	DE	NIA	Alleghany Capital Corporation	Ownership	100.000	Berkshire Hathaway Inc.	NO	
			82-3787181				Zag Toys, LLC	DE	NIA	Jazwares, LLC	Ownership	25.000	Berkshire Hathaway Inc.	NO	
			82-3787181				Zag Toys, LLC	DE	NIA	Zag Toys Holdings, LLC	Ownership	75.000	Berkshire Hathaway Inc.	NO	
			05-0547499				Zak Products II, LLC	DE	NIA	Berkshire Hathaway Automotive Inc.	Ownership	81.000	Berkshire Hathaway Inc.	NO	
			05-0547499				Zak Products II, LLC	DE	NIA	BHA Minority Interest Holdco, Inc.	Ownership	15.000	Berkshire Hathaway Inc.	NO	
							Zephir Rail Equipment Private Ltd.	IND	NIA	Amarillo Gear (Singapore) Pte Ltd.	Ownership	51.000	Berkshire Hathaway Inc.	NO	
							Zephir Rail Equipment Private Ltd.	IND	NIA	Filtrex Technologies Private Limited	Ownership	49.000	Berkshire Hathaway Inc.	NO	
							Zephir SpA	ITA	NIA	Marmon Energy Italia S.r.l.	Ownership	100.000	Berkshire Hathaway Inc.	NO	
							Zhejiang Songde NC-Tools Co., Ltd.	CHN	NIA	IMC International Metalworking Companies Inc.	Ownership	19.000	Berkshire Hathaway Inc.	NO	
							Zickgraf Hardwood Flooring Company, LLC	NC	NIA	Shaw Industries Group, Inc.	Ownership	100.000	Berkshire Hathaway Inc.	NO	

Asterisk	Explanation
----------	-------------

53,180



ANNUAL STATEMENT FOR THE YEAR 2023 OF THE General Re Life Corporation

**SCHEDULE Y**

**PART 2 - SUMMARY OF INSURER'S TRANSACTIONS WITH ANY AFFILIATES**

1	2	3	4	5	6	7	8	9	10	11	12	13
NAIC Company Code	ID Number	Names of Insurers and Parent, Subsidiaries or Affiliates	Shareholder Dividends	Capital Contributions	Purchases, Sales or Exchanges of Loans, Securities, Real Estate, Mortgage Loans or Other Investments	Income/ (Disbursements) Incurred in Connection with Guarantees or Undertakings for the Benefit of any Affiliate(s)	Management Agreements and Service Contracts	Income/ (Disbursements) Incurred Under Reinsurance Agreements	*	Any Other Material Activity Not in the Ordinary Course of the Insurer's Business	Totals	Reinsurance Recoverable/ (Payable) on Losses and/or Reserve Credit Taken/(Liability)
12640	20-5101850	Alleghany Reinsurance Company									0	(4,360,385)
42390	23-2240321	AmGUARD Insurance Company							*		0	977,191,307
13795	27-2949746	AttPro PRG Reciprocal Risk Retention Group									0	19,590,424
16495	83-1551360	AZGUARD Insurance Company							*		0	104,757,111
13070	26-1599479	Berkshire Hathaway Assurance Corporation									0	475,000
10391	51-0400307	Berkshire Hathaway Direct Insurance Company									0	728,340,526
00000	AA-1780051	Berkshire Hathaway European Ins Designated Activity Company									0	1,894,115,229
20044	47-0529945	Berkshire Hathaway Homestate Insurance Company									0	(180,650,006)
00000	47-0813844	Berkshire Hathaway Inc.	82,000,000,000								82,000,000,000	
00000	98-0413928	Berkshire Hathaway International Insurance Limited									0	2,069,375,693
62345	47-0766667	Berkshire Hathaway Life Insurance Company of Nebraska									0	7,994,654,385
22276	63-0202590	Berkshire Hathaway Specialty Insurance Company									0	4,224,134,685
14939	90-0914085	BHG Life Insurance Company									0	(9,859,412,543)
00000	47-0793577	BHG Structured Settlements, Inc.	(115,000,000)								(115,000,000)	
11014	39-1981312	BHHC Special Risks Insurance Company									0	2,897,974
00000	37-1838540	BIFCO, LLC		1,726,500							1,726,500	
00000	52-0913637	Boat America Corporation	45,209,532	64,790,468							110,000,000	
00000	27-1754839	Burlington Northern Santa Fe, LLC	(1,100,000,000)								(1,100,000,000)	
00000	98-0373231	Burlington Northern Santa Fe Insurance Company, Ltd.									0	5,694,021
00000	AA-8230011	Calpe Insurance Company Limited									0	106,442,008
10472	39-0971527	Capitol Indemnity Corporation							*		0	85,032,565
10328	39-0988659	Capitol Specialty Insurance Corporation							*		0	415,520,396
34274	47-0591908	Central States Indemnity Co. of Omaha	(500,000)								(500,000)	1,017,454
00000	47-0600248	Central States of Omaha Companies, Inc.	500,000								500,000	
27812	47-0530077	Columbia Insurance Company	155,754,758	(481,258)							155,273,500	(3,283,130,231)
35939	84-0769120	Continental Divide Insurance Company									0	100,891,219
13027	26-1168626	Covington Specialty Insurance Company									0	372,497,914
82880	86-0287520	CSI Life Insurance Company									0	5,942,032
10855	95-6042929	Cypress Insurance Company									0	94,364,798
00000	43-2094256	Douglas Building, LLC	(1,500,000)								(1,500,000)	
14702	01-0125870	EastGUARD Insurance Company							*		0	231,066,407
00000	00-0000000	El Sol Del Paraguay S.A.									0	1,035,361
35157	13-3333610	Fair American Insurance and Reinsurance Company									0	178,695,478
15201	46-1213970	Fair American Select Insurance Company									0	76,377,769
00000	06-1026471	Faraday Underwriting Limited									0	6,547,205
00000	06-1633829	Finial Holdings, Inc.	(139,999,984)	370,000,000							230,000,016	

ANNUAL STATEMENT FOR THE YEAR 2023 OF THE General Re Life Corporation

**SCHEDULE Y**

**PART 2 - SUMMARY OF INSURER'S TRANSACTIONS WITH ANY AFFILIATES**

1	2	3	4	5	6	7	8	9	10	11	12	13
NAIC Company Code	ID Number	Names of Insurers and Parent, Subsidiaries or Affiliates	Shareholder Dividends	Capital Contributions	Purchases, Sales or Exchanges of Loans, Securities, Real Estate, Mortgage Loans or Other Investments	Income/ (Disbursements) Incurred in Connection with Guarantees or Undertakings for the Benefit of any Affiliate(s)	Management Agreements and Service Contracts	Income/ (Disbursements) Incurred Under Reinsurance Agreements	*	Any Other Material Activity Not in the Ordinary Course of the Insurer's Business	Totals	Reinsurance Recoverable/ (Payable) on Losses and/or Reserve Credit Taken/(Liability)
39136	06-1325038	Finial Reinsurance Company		(370,000,000)							(370,000,000)	(101,108,312)
11591	91-1933661	First Berkshire Hathaway Life Insurance Company									0	397,206,399
14138	45-2524450	GEICO Advantage Insurance Company		(1,580,000,000)							(1,580,000,000)	1,827,629,032
41491	52-1264413	GEICO Casualty Company	(155,964,678)	(1,506,875,000)							(1,662,839,678)	4,430,003,573
14139	45-2524467	GEICO Choice Insurance Company	(114,836,810)	(564,000,000)							(678,836,810)	915,066,415
00000	52-1135801	GEICO Corporation	4,230,836,810	(4,803,712,079)							(572,875,269)	
29181	74-6061214	GEICO County Mutual Insurance Company									0	1,296,071,545
35882	75-1588101	GEICO General Insurance Company		9,400,000,000							9,400,000,000	7,415,074,647
22055	52-0794134	GEICO Indemnity Company	(3,807,035,322)	1,506,875,000							(2,300,160,322)	4,359,656,631
00000	52-1168724	GEICO Insurance Agency, Inc.	(541,500,000)								(541,500,000)	
37923	52-1658500	GEICO Marine Insurance Company	(45,209,532)	(64,790,468)							(110,000,000)	239,949,731
00000	93-4440724	GEICO Oasis Insurance Company		5,000,000							5,000,000	
17511	92-2766872	GEICO Protection Insurance Company		5,000,000							5,000,000	
14137	45-2524492	GEICO Secure Insurance Company		(4,033,000,000)							(4,033,000,000)	2,716,975,530
27863	75-6021171	GEICO Texas County Mutual Insurance Company									0	619,606,865
00000	06-1026471	General Re Corporation	1,000,000,000								1,000,000,000	
86258	13-2572994	General Re Life Corporation									0	2,055,683,062
00000	AA-1990120	General Reinsurance Africa Ltd.									0	104,428,108
00000	AA-1340145	General Reinsurance AG	(263,999,629)								(263,999,629)	3,596,210,712
00000	AA-1930285	General Reinsurance Australia Ltd	(17,290,874)								(17,290,874)	147,882,000
00000	AA-1930033	General Reinsurance Life Australia Ltd.									0	719,142,493
22039	13-2673100	General Reinsurance Corporation	(705,709,497)								(705,709,497)	4,753,754,000
37362	06-0876629	General Star Indemnity Company									0	909,374,000
11967	13-1958482	General Star National Insurance Company	(13,000,000)								(13,000,000)	79,051,000
38962	06-1024360	Genesis Insurance Company									0	125,016,390
22063	53-0075853	Government Employees Insurance Company	388,500,000	1,570,712,079							1,959,212,079	(4,564,169,461)
00000	06-1293360	Hawthorn Life International, Ltd.	(40,754,758)	(1,245,242)							(42,000,000)	
00000	AA-1120840	Kyoei Fire & Marine Insurance Co. Limited									0	72,647
33138	73-0994137	Landmark American Insurance Company									0	2,509,059,804
13589	26-4202047	MedPro RRG Risk Retention Group									0	950,829,654
34231	14-1584861	MLMIC Insurance Company									0	2,741,253,830
26522	23-1575334	Mount Vernon Fire Insurance Company									0	203,478,117
14420	45-5343535	Mount Vernon Specialty Insurance Company									0	5,588,651
20079	47-6021331	National Fire & Marine Insurance Company									0	433,561,088
20087	47-0355979	National Indemnity Company	(80,138,399,601)	0							(80,138,399,601)	(56,985,412,103)
20060	41-0971481	National Indemnity Company of Mid-America									0	35,543,381
42137	59-2266845	National Indemnity Company of the South									0	5,653,473
20052	36-2403971	National Liability & Fire Insurance Company									0	316,145,551
31470	23-2459204	NorGUARD Insurance Company							*		0	1,064,095,605
00000	00-0000000	NRG Victory Reinsurance Limited									0	124,332,008

ANNUAL STATEMENT FOR THE YEAR 2023 OF THE General Re Life Corporation

**SCHEDULE Y**

**PART 2 - SUMMARY OF INSURER'S TRANSACTIONS WITH ANY AFFILIATES**

1	2	3	4	5	6	7	8	9	10	11	12	13
NAIC Company Code	ID Number	Names of Insurers and Parent, Subsidiaries or Affiliates	Shareholder Dividends	Capital Contributions	Purchases, Sales or Exchanges of Loans, Securities, Real Estate, Mortgage Loans or Other Investments	Income/ (Disbursements) Incurred in Connection with Guarantees or Undertakings for the Benefit of any Affiliate(s)	Management Agreements and Service Contracts	Income/ (Disbursements) Incurred Under Reinsurance Agreements	*	Any Other Material Activity Not in the Ordinary Course of the Insurer's Business	Totals	Reinsurance Recoverable/ (Payable) on Losses and/or Reserve Credit Taken/(Liability)
34630	47-0762702	Oak River Insurance Company									0	14,275,051
37060	48-0884451	Old United Casualty Company									0	1,126,337
00000	34-1953155	Pilot Travel Centers LLC	(620,100,415)								(620,100,415)	
18619	56-0997453	Platte River Insurance Company							*		0	16,303,556
39594	73-1088591	PLICO, Inc.									0	92,245,506
42226	22-2386692	Princeton Insurance Company									0	861,558,800
15756	47-2408195	Radnor Specialty Insurance Company									0	4,807,772
11673	47-0530076	Redwood Fire and Casualty Insurance Company									0	(135,766,233)
00000	01-0788257	RSUI Group, Inc.	100,000,000								100,000,000	
22314	16-0366830	RSUI Indemnity Company	(100,000,000)								(100,000,000)	(627,523,553)
00000	AA-1121575	Tenecom Limited									0	308,121,677
00000	AA-1120290	The British Aviation Insurance Company Limited									0	62,198
11843	35-0506406	The Medical Protective Company									0	1,856,998,705
19453	13-5616275	Transatlantic Reinsurance Company									0	3,692,916,405
00000	AA-1120077	Transfercom Limited									0	215,390,697
00000	AA-1370051	TransRe Europe S.A.									0	317,429,276
00000	AA-1120159	TransRe London Limited									0	909,841,896
00000	00-0000000	TREIMCo Limited									0	37,204,858
00000	95-4834036	U.S. Investment Corporation	70,002,200								70,002,200	
35416	23-2049904	U.S. Underwriters Insurance Company									0	42,159,071
25895	23-1383313	United States Liability Insurance Company									0	510,437,805
00000	47-2207326	Vantage Reinsurance, LLC	(70,002,200)								(70,002,200)	(1,126,337)
32280	95-4077789	Wellfleet Insurance Company									0	326,296,658
20931	13-2668999	Wellfleet New York Insurance Company									0	211,322,805
11981	06-1678760	WestGUARD Insurance Company		0					*		0	115,097,800
00000	00-0000000	Difference Due to Differences in Reserve Methods									0	1,415,009,388
9999999	Control Totals		0	0	0	0	0	0	XXX	0	0	0

Pooling % Pooling Arrangement between  
 45.00 NorGUARD Insurance Company  
 35.00 AmGUARD Insurance Company  
 10.00 EastGUARD Insurance Company  
 05.00 AzGUARD Insurance Company  
 05.00 WestGUARD Insurance Company

Pooling % Pooling Arrangement between  
 70.00 Capitol Indemnity Corporation  
 15.00 Capitol Specialty Insurance Corporation  
 15.00 Platte River Insurance Company

54.2

ANNUAL STATEMENT FOR THE YEAR 2023 OF THE General Re Life Corporation

**SCHEDULE Y**

**PART 3 - ULTIMATE CONTROLLING PARTY AND LISTING OF OTHER U.S. INSURANCE GROUPS OR ENTITIES UNDER THAT ULTIMATE CONTROLLING PARTY'S CONTROL**

1 Insurers in Holding Company	2 Owners with Greater Than 10% Ownership	3 Ownership Percentage Column 2 of Column 1	4 Granted Disclaimer of Control Affiliation of Column 2 Over Column 1 (Yes/No)	5 Ultimate Controlling Party	6 U.S. Insurance Groups or Entities Controlled by Column 5	7 Ownership Percentage (Column 5 of Column 6)	8 Granted Disclaimer of Control Affiliation of Column 5 Over Column 6 (Yes/No)
Alleghany Reinsurance Company .....	Alleghany Insurance Holdings LLC .....	100.000	NO	Berkshire Hathaway Inc. ....	Berkshire Hathaway Group .....	100.000	NO
AmGUARD Insurance Company .....	WestGUARD Insurance Company .....	100.000	NO	Berkshire Hathaway Inc. ....	Berkshire Hathaway Group .....	100.000	NO
AttPro RRG Reciprocal Risk Retention Group .....	MedPro Group Inc .....	100.000	NO	Berkshire Hathaway Inc. ....	Berkshire Hathaway Group .....	100.000	NO
AZGUARD Insurance Company .....	WestGUARD Insurance Company .....	100.000	NO	Berkshire Hathaway Inc. ....	Berkshire Hathaway Group .....	100.000	NO
Berkshire Hathaway Assurance Corporation .....	Columbia Insurance Company .....	51.000	NO	Berkshire Hathaway Inc. ....	Berkshire Hathaway Group .....	100.000	NO
Berkshire Hathaway Assurance Corporation .....	National Indemnity Company .....	49.000	NO	Berkshire Hathaway Inc. ....	Berkshire Hathaway Group .....	100.000	NO
Berkshire Hathaway Direct Insurance Company .....	Columbia Insurance Company .....	100.000	NO	Berkshire Hathaway Inc. ....	Berkshire Hathaway Group .....	100.000	NO
Berkshire Hathaway Homestate Insurance Company .....	National Indemnity Company .....	100.000	NO	Berkshire Hathaway Inc. ....	Berkshire Hathaway Group .....	100.000	NO
Berkshire Hathaway Life Insurance Company of Nebraska .....	National Indemnity Company .....	100.000	NO	Berkshire Hathaway Inc. ....	Berkshire Hathaway Group .....	100.000	NO
Berkshire Hathaway Specialty Insurance Company .....	National Indemnity Company .....	100.000	NO	Berkshire Hathaway Inc. ....	Berkshire Hathaway Group .....	100.000	NO
BHG Life Insurance Company .....	Nebraska .....	100.000	NO	Berkshire Hathaway Inc. ....	Berkshire Hathaway Group .....	100.000	NO
BHHC Special Risks Insurance Company .....	National Indemnity Company .....	100.000	NO	Berkshire Hathaway Inc. ....	Berkshire Hathaway Group .....	100.000	NO
Capitol Indemnity Corporation .....	CapSpecialty, Inc. ....	100.000	NO	Berkshire Hathaway Inc. ....	Berkshire Hathaway Group .....	100.000	NO
Capitol Specialty Insurance Corporation .....	Capitol Indemnity Corporation .....	100.000	NO	Berkshire Hathaway Inc. ....	Berkshire Hathaway Group .....	100.000	NO
Central States Indemnity Co. of Omaha .....	Central States of Omaha Companies, Inc. ....	100.000	NO	Berkshire Hathaway Inc. ....	Berkshire Hathaway Group .....	100.000	NO
Columbia Insurance Company .....	BH Columbia Inc. ....	100.000	NO	Berkshire Hathaway Inc. ....	Berkshire Hathaway Group .....	100.000	NO
Continental Divide Insurance Company .....	National Indemnity Company .....	100.000	NO	Berkshire Hathaway Inc. ....	Berkshire Hathaway Group .....	100.000	NO
Covington Specialty Insurance Company .....	RSUI Indemnity Company .....	100.000	NO	Berkshire Hathaway Inc. ....	Berkshire Hathaway Group .....	100.000	NO
CSI Life Insurance Company .....	Central States Indemnity Co. of Omaha .....	100.000	NO	Berkshire Hathaway Inc. ....	Berkshire Hathaway Group .....	100.000	NO
Cypress Insurance Company .....	National Indemnity Company .....	100.000	NO	Berkshire Hathaway Inc. ....	Berkshire Hathaway Group .....	100.000	NO
EastGUARD Insurance Company .....	WestGUARD Insurance Company .....	100.000	NO	Berkshire Hathaway Inc. ....	Berkshire Hathaway Group .....	100.000	NO
Fair American Insurance and Reinsurance Company .....	Transatlantic Reinsurance Company .....	100.000	NO	Berkshire Hathaway Inc. ....	Berkshire Hathaway Group .....	100.000	NO
Fair American Select Insurance Company .....	Transatlantic Reinsurance Company .....	100.000	NO	Berkshire Hathaway Inc. ....	Berkshire Hathaway Group .....	100.000	NO
Finial Reinsurance Company .....	National Indemnity Company .....	100.000	NO	Berkshire Hathaway Inc. ....	Berkshire Hathaway Group .....	100.000	NO
First Berkshire Hathaway Life Insurance Company .....	Berkshire Hathaway Life Insurance Company of Nebraska .....	100.000	NO	Berkshire Hathaway Inc. ....	Berkshire Hathaway Group .....	100.000	NO
GEICO Advantage Insurance Company .....	GEICO Corporation .....	100.000	NO	Berkshire Hathaway Inc. ....	Berkshire Hathaway Group .....	100.000	NO
GEICO Casualty Company .....	GEICO Indemnity Company .....	100.000	NO	Berkshire Hathaway Inc. ....	Berkshire Hathaway Group .....	100.000	NO
GEICO Choice Insurance Company .....	GEICO Corporation .....	100.000	NO	Berkshire Hathaway Inc. ....	Berkshire Hathaway Group .....	100.000	NO
GEICO General Insurance Company .....	Government Employees Insurance Company .....	100.000	NO	Berkshire Hathaway Inc. ....	Berkshire Hathaway Group .....	100.000	NO
GEICO Indemnity Company .....	GEICO Corporation .....	100.000	NO	Berkshire Hathaway Inc. ....	Berkshire Hathaway Group .....	100.000	NO
GEICO Marine Insurance Company .....	Boat America Corporation .....	100.000	NO	Berkshire Hathaway Inc. ....	Berkshire Hathaway Group .....	100.000	NO
GEICO Oasis Insurance Company .....	GEICO Corporation .....	100.000	NO	Berkshire Hathaway Inc. ....	Berkshire Hathaway Group .....	100.000	NO
GEICO Protection Insurance Company .....	GEICO Corporation .....	100.000	NO	Berkshire Hathaway Inc. ....	Berkshire Hathaway Group .....	100.000	NO
GEICO Secure Insurance Company .....	GEICO Corporation .....	100.000	NO	Berkshire Hathaway Inc. ....	Berkshire Hathaway Group .....	100.000	NO
General Re Life Corporation .....	General Reinsurance Corporation .....	100.000	NO	Berkshire Hathaway Inc. ....	Berkshire Hathaway Group .....	100.000	NO
General Reinsurance Corporation .....	General Re Corporation .....	100.000	NO	Berkshire Hathaway Inc. ....	Berkshire Hathaway Group .....	100.000	NO
General Star Indemnity Company .....	General Reinsurance Corporation .....	100.000	NO	Berkshire Hathaway Inc. ....	Berkshire Hathaway Group .....	100.000	NO
General Star National Insurance Company .....	General Reinsurance Corporation .....	100.000	NO	Berkshire Hathaway Inc. ....	Berkshire Hathaway Group .....	100.000	NO
Genesis Insurance Company .....	General Reinsurance Corporation .....	100.000	NO	Berkshire Hathaway Inc. ....	Berkshire Hathaway Group .....	100.000	NO
Government Employees Insurance Company .....	GEICO Corporation .....	100.000	NO	Berkshire Hathaway Inc. ....	Berkshire Hathaway Group .....	100.000	NO
Idealife Insurance Company .....	General Re Life Corporation .....	100.000	NO	Berkshire Hathaway Inc. ....	Berkshire Hathaway Group .....	100.000	NO
Landmark American Insurance Company .....	RSUI Indemnity Company .....	100.000	NO	Berkshire Hathaway Inc. ....	Berkshire Hathaway Group .....	100.000	NO

ANNUAL STATEMENT FOR THE YEAR 2023 OF THE General Re Life Corporation

**SCHEDULE Y**

**PART 3 - ULTIMATE CONTROLLING PARTY AND LISTING OF OTHER U.S. INSURANCE GROUPS OR ENTITIES UNDER THAT ULTIMATE CONTROLLING PARTY'S CONTROL**

1 Insurers in Holding Company	2 Owners with Greater Than 10% Ownership	3 Ownership Percentage Column 2 of Column 1	4 Granted Disclaimer of Control/ Affiliation of Column 2 Over Column 1 (Yes/No)	5 Ultimate Controlling Party	6 U.S. Insurance Groups or Entities Controlled by Column 5	7 Ownership Percentage (Column 5 of Column 6)	8 Granted Disclaimer of Control/ Affiliation of Column 5 Over Column 6 (Yes/No)
MedPro RRG Risk Retention Group .....	MedPro Group Inc .....	100.000	NO	Berkshire Hathaway Inc. ....	Berkshire Hathaway Group .....	100.000	NO
MLMIC Insurance Company .....	National Indemnity Company .....	100.000	NO	Berkshire Hathaway Inc. ....	Berkshire Hathaway Group .....	100.000	NO
Mount Vernon Fire Insurance Company .....	United States Liability Insurance Company .....	100.000	NO	Berkshire Hathaway Inc. ....	Berkshire Hathaway Group .....	100.000	NO
Mount Vernon Specialty Insurance Company .....	United States Liability Insurance Company .....	100.000	NO	Berkshire Hathaway Inc. ....	Berkshire Hathaway Group .....	100.000	NO
National Fire & Marine Insurance Company .....	Berkshire Hathaway Inc. ....	100.000	NO	Berkshire Hathaway Inc. ....	Berkshire Hathaway Group .....	100.000	NO
National Indemnity Company .....	Berkshire Hathaway Inc. ....	100.000	NO	Berkshire Hathaway Inc. ....	Berkshire Hathaway Group .....	100.000	NO
National Indemnity Company of Mid-America .....	National Indemnity Company .....	100.000	NO	Berkshire Hathaway Inc. ....	Berkshire Hathaway Group .....	100.000	NO
National Indemnity Company of the South .....	National Indemnity Company .....	100.000	NO	Berkshire Hathaway Inc. ....	Berkshire Hathaway Group .....	100.000	NO
National Liability & Fire Insurance Company .....	Berkshire Hathaway Inc. ....	100.000	NO	Berkshire Hathaway Inc. ....	Berkshire Hathaway Group .....	100.000	NO
NorGUARD Insurance Company .....	WestGUARD Insurance Company .....	100.000	NO	Berkshire Hathaway Inc. ....	Berkshire Hathaway Group .....	100.000	NO
Oak River Insurance Company .....	National Indemnity Company .....	100.000	NO	Berkshire Hathaway Inc. ....	Berkshire Hathaway Group .....	100.000	NO
Old United Casualty Company .....	Van Enterprises, Inc. ....	100.000	NO	Berkshire Hathaway Inc. ....	Berkshire Hathaway Group .....	100.000	NO
Old United Life Insurance Company .....	Van Enterprises, Inc. ....	100.000	NO	Berkshire Hathaway Inc. ....	Berkshire Hathaway Group .....	100.000	NO
Platte River Insurance Company .....	Capitol Indemnity Corporation .....	100.000	NO	Berkshire Hathaway Inc. ....	Berkshire Hathaway Group .....	100.000	NO
PLICO, Inc. ....	MedPro Group Inc .....	100.000	NO	Berkshire Hathaway Inc. ....	Berkshire Hathaway Group .....	100.000	NO
Princeton Insurance Company .....	MedPro Group Inc .....	100.000	NO	Berkshire Hathaway Inc. ....	Berkshire Hathaway Group .....	100.000	NO
Radnor Specialty Insurance Company .....	Mount Vernon Specialty Insurance Company .....	100.000	NO	Berkshire Hathaway Inc. ....	Berkshire Hathaway Group .....	100.000	NO
Redwood Fire and Casualty Insurance Company .....	National Indemnity Company .....	100.000	NO	Berkshire Hathaway Inc. ....	Berkshire Hathaway Group .....	100.000	NO
RSUI Indemnity Company .....	RSUI Group, Inc. ....	100.000	NO	Berkshire Hathaway Inc. ....	Berkshire Hathaway Group .....	100.000	NO
Santa Fe Pacific Insurance Company .....	BNSF Railway Company .....	100.000	NO	Berkshire Hathaway Inc. ....	Berkshire Hathaway Group .....	100.000	NO
The Medical Protective Company .....	MedPro Group Inc .....	100.000	NO	Berkshire Hathaway Inc. ....	Berkshire Hathaway Group .....	100.000	NO
Transatlantic Reinsurance Company .....	Transatlantic Holdings, Inc. ....	100.000	NO	Berkshire Hathaway Inc. ....	Berkshire Hathaway Group .....	100.000	NO
U.S. Underwriters Insurance Company .....	Mount Vernon Fire Insurance Company .....	100.000	NO	Berkshire Hathaway Inc. ....	Berkshire Hathaway Group .....	100.000	NO
United States Liability Insurance Company .....	U.S. Investment Corporation .....	100.000	NO	Berkshire Hathaway Inc. ....	Berkshire Hathaway Group .....	100.000	NO
Wellfleet Insurance Company .....	MedPro Group Inc .....	100.000	NO	Berkshire Hathaway Inc. ....	Berkshire Hathaway Group .....	100.000	NO
Wellfleet New York Insurance Company .....	MedPro Group Inc .....	100.000	NO	Berkshire Hathaway Inc. ....	Berkshire Hathaway Group .....	100.000	NO
WestGUARD Insurance Company .....	National Indemnity Company .....	100.000	NO	Berkshire Hathaway Inc. ....	Berkshire Hathaway Group .....	100.000	NO

# SUPPLEMENTAL EXHIBITS AND SCHEDULES INTERROGATORIES

## REQUIRED FILINGS

The following supplemental reports are required to be filed as part of your statement filing unless specifically waived by the domiciliary state. However, in the event that your domiciliary state waives the filing requirement, your response of WAIVED to the specific interrogatory will be accepted in lieu of filing a "NONE" report and a bar code will be printed below. If the supplement is required of your company but is not being filed for whatever reason enter SEE EXPLANATION and provide an explanation following the interrogatory questions.

	Responses
<b>MARCH FILING</b>	
1. Will the Supplemental Compensation Exhibit be filed with the state of domicile by March 1? .....	YES
2. Will the confidential Risk-based Capital Report be filed with the NAIC by March 1? .....	YES
3. Will the confidential Risk-based Capital Report be filed with the state of domicile, if required, by March 1? .....	YES
4. Will an actuarial opinion be filed by March 1? .....	YES
<b>APRIL FILING</b>	
5. Will Management's Discussion and Analysis be filed by April 1? .....	YES
6. Will the Life, Health & Annuity Guaranty Association Assessable Premium Exhibit - Parts 1 and 2 be filed with the state of domicile and the NAIC by April 1? (Not applicable to fraternal benefit societies) .....	WAIVED
7. Will the Supplemental Investment Risks Interrogatories be filed by April 1? .....	YES
<b>JUNE FILING</b>	
8. Will an audited financial report be filed by June 1? .....	YES
9. Will Accountant's Letter of Qualifications be filed with the state of domicile and electronically with the NAIC by June 1? .....	YES

## SUPPLEMENTAL FILINGS























The following supplemental reports are required to be filed as part of your annual statement filing **if your company is engaged in the type of business covered by the supplement. However, in the event that your company does not transact the type of business for which the special report must be filed, your response of NO to the specific interrogatory will be accepted in lieu of filing a "NONE" report and a bar code will be printed below.** If the supplement is required of your company but is not being filed for whatever reason enter SEE EXPLANATION and provide an explanation following the interrogatory questions.

### MARCH FILING

10. Will Schedule SIS (Stockholder Information Supplement) be filed with the state of domicile by March 1? (Not applicable to fraternal benefit societies) ..	NO
11. Will the Medicare Supplement Insurance Experience Exhibit be filed with the state of domicile and the NAIC by March 1? .....	NO
12. Will the Trusteed Surplus Statement be filed with the state of domicile and the NAIC by March 1? .....	NO
13. Will the actuarial opinion on participating and non-participating policies as required in Interrogatories 1 and 2 to Exhibit 5 be filed with the state of domicile and electronically with the NAIC by March 1? .....	NO
14. Will the actuarial opinion on non-guaranteed elements as required in interrogatory #3 to Exhibit 5 be filed with the state of domicile and electronically with the NAIC by March 1? .....	NO
15. Will the actuarial opinion on X-Factors be filed with the state of domicile and electronically with the NAIC by March 1? .....	YES
16. Will the actuarial opinion on Separate Accounts Funding Guaranteed Minimum Benefit be filed with the state of domicile and electronically with the NAIC by March 1? .....	NO
17. Will the actuarial opinion on Synthetic Guaranteed Investment Contracts be filed with the state of domicile and electronically with the NAIC by March 1? .....	NO
18. Will the Reasonableness of Assumptions Certification required by Actuarial Guideline XXXV be filed with the state of domicile and electronically with the NAIC by March 1? .....	NO
19. Will the Reasonableness and Consistency of Assumptions Certification required by Actuarial Guideline XXXV be filed with the state of domicile and electronically with the NAIC by March 1? .....	NO
20. Will the Reasonableness of Assumptions Certification for Implied Guaranteed Rate Method required by Actuarial Guideline XXXVI be filed with the state of domicile and electronically with the NAIC by March 1? .....	NO
21. Will the Reasonableness and Consistency of Assumptions Certification required by Actuarial Guideline XXXVI (Updated Average Market Value) be filed with the state of domicile and electronically with the NAIC by March 1? .....	NO
22. Will the Reasonableness and Consistency of Assumptions Certification required by Actuarial Guideline XXXVI (Updated Market Value) be filed with the state of domicile and electronically with the NAIC by March 1? .....	NO
23. Will the C-3 RBC Certifications required under C-3 Phase I be filed with the state of domicile and electronically with the NAIC by March 1? .....	NO
24. Will the C-3 RBC Certifications required under C-3 Phase II be filed with the state of domicile and electronically with the NAIC by March 1? .....	NO
25. Will the Actuarial Certifications Related to Annuity Nonforfeiture Ongoing Compliance for Equity Indexed Annuities be filed with the state of domicile and electronically with the NAIC by March 1? .....	NO



# SUPPLEMENTAL EXHIBITS AND SCHEDULES INTERROGATORIES

19.	Reasonableness and Consistency of Assumptions Certification required by Actuarial Guideline XXXV [Document Identifier 446]	 8 6 2 5 8 2 0 2 3 4 4 6 0 0 0 0 0 0
20.	Reasonableness of Assumptions Certification for Implied Guaranteed Rate Method required by Actuarial Guideline XXXVI [Document Identifier 447]	 8 6 2 5 8 2 0 2 3 4 4 7 0 0 0 0 0 0
21.	Reasonableness and Consistency of Assumptions Certification required by Actuarial Guideline XXXVI [Document Identifier 448]	 8 6 2 5 8 2 0 2 3 4 4 8 0 0 0 0 0 0
22.	Reasonableness and Consistency of Assumptions Certification required by Actuarial Guideline XXXVI (Updated Market Value) [Document Identifier 449]	 8 6 2 5 8 2 0 2 3 4 4 9 0 0 0 0 0 0
23.	C-3 RBC Certifications Required Under C-3 Phase I [Document Identifier 450]	 8 6 2 5 8 2 0 2 3 4 5 0 0 0 0 0 0 0
24.	C-3 RBC Certifications Required Under C-3 Phase II [Document Identifier 451]	 8 6 2 5 8 2 0 2 3 4 5 1 0 0 0 0 0 0
25.	Actuarial Certifications Related to Annuity Nonforfeiture Ongoing Compliance for Equity Indexed Annuities [Document Identifier 452]	 8 6 2 5 8 2 0 2 3 4 5 2 0 0 0 0 0 0
26.	Modified Guaranteed Annuity Model Regulation [Document Identifier 453]	 8 6 2 5 8 2 0 2 3 4 5 3 0 0 0 0 0 0
27.	Actuarial Certification regarding the use of 2001 Preferred Class Tables required by the Model Regulation Permitting the Recognition of Preferred Mortality Tables for Use in Determining Minimum Reserve Liabilities [Document Identifier 454]	 8 6 2 5 8 2 0 2 3 4 5 4 0 0 0 0 0 0
30.	Medicare Part D Coverage Supplement [Document Identifier 365]	 8 6 2 5 8 2 0 2 3 3 6 5 0 0 0 0 0 0
31.	Relief from the five-year rotation requirement for lead audit partner [Document Identifier 224]	 8 6 2 5 8 2 0 2 3 2 2 4 0 0 0 0 0 0
32.	Relief from the one-year cooling off period for independent CPA [Document Identifier 225]	 8 6 2 5 8 2 0 2 3 2 2 5 0 0 0 0 0 0
33.	Relief from the Requirements for Audit Committees [Document Identifier 226]	 8 6 2 5 8 2 0 2 3 2 2 6 0 0 0 0 0 0
36.	Market Conduct Annual Statement (MCAS) Premium Exhibit [Document Identifier 600]	 8 6 2 5 8 2 0 2 3 6 0 0 0 0 0 0 0 0
38.	Long-Term Care Experience Reporting Forms [Document Identifier 306]	 8 6 2 5 8 2 0 2 3 3 0 6 0 0 0 0 0 0
39.	Credit Insurance Experience Exhibit [Document Identifier 230]	 8 6 2 5 8 2 0 2 3 2 3 0 0 0 0 0 0 0
40.	Accident and Health Policy Experience Exhibit [Document Identifier 210]	 8 6 2 5 8 2 0 2 3 2 1 0 0 0 0 0 0 0
41.	Supplemental Health Care Exhibit (Parts 1 and 2) [Document Identifier 216]	 8 6 2 5 8 2 0 2 3 2 1 6 0 0 0 0 0 0
42.	Actuarial Memorandum Required by Actuarial Guideline XXXVIII 8D [Document Identifier 435]	 8 6 2 5 8 2 0 2 3 4 3 5 0 0 0 0 0 0
43.	Supplemental Term and Universal Life Insurance Reinsurance Exhibit [Document Identifier 345]	 8 6 2 5 8 2 0 2 3 3 4 5 0 0 0 0 0 0
44.	Variable Annuities Supplement [Document Identifier 286]	 8 6 2 5 8 2 0 2 3 2 8 6 0 0 0 0 0 0
47.	Variable Annuities Summary of the PBR Actuarial Report [Document Identifier 459]	 8 6 2 5 8 2 0 2 3 4 5 9 0 0 0 0 0 0



ANNUAL STATEMENT FOR THE YEAR 2023 OF THE General Re Life Corporation  
**OVERFLOW PAGE FOR WRITE-INS**

Additional Write-ins for Summary of Operations Line 8.3

	1 Current Year	2 Prior Year
08.304. Interest income funds withheld .....	6,083,035	
08.397. Summary of remaining write-ins for Line 8.3 from overflow page	6,083,035	0

ANNUAL STATEMENT FOR THE YEAR 2023 OF THE General Re Life Corporation  
**OVERFLOW PAGE FOR WRITE-INS**

Additional Write-ins for Analysis of Operations - Summary Line 8.3

	1	2	3	4	5	6	7	8	9
	Total	Individual Life	Group Life	Individual Annuities	Group Annuities	Accident and Health	Fraternal	Other Lines of Business	YRT Mortality Risk Only
08.304. Fee income .....	(17,960)	(17,960)							
08.397. Summary of remaining write-ins for Line 8.3 from overflow page	(17,960)	(17,960)	0	0	0	0	0	0	0

Additional Write-ins for Schedule H Part 1 Line 11

	Total		Comprehensive (Hospital and Medical) Individual		Comprehensive (Hospital and Medical) Group		Medicare Supplement		Vision Only		Dental Only		Federal Employees Health Benefits Plan	
	1 Amount	2 %	3 Amount	4 %	5 Amount	6 %	7 Amount	8 %	9 Amount	10 %	11 Amount	12 %	13 Amount	14 %
1104. ....	0	0.0		0.0		0.0		0.0		0.0		0.0		0.0
1105. ....	0	0.0		0.0		0.0		0.0		0.0		0.0		0.0
1197. Summary of remaining write-ins for Line 11 from overflow page	0	0.0	0	0.0	0	0.0	0	0.0	0	0.0	0	0.0	0	0.0

Additional Write-ins for Schedule H Part 1 Line 11

	Medicare Title XVIII		Medicaid Title XIX		Credit A&H		Disability Income		Long-Term Care		Other Health	
	15 Amount	16 %	17 Amount	18 %	19 Amount	20 %	21 Amount	22 %	23 Amount	24 %	25 Amount	26 %
1104. ....		0.0		0.0		0.0		0.0		0.0		0.0
1105. ....		0.0		0.0		0.0		0.0		0.0		0.0
1197. Summary of remaining write-ins for Line 11 from overflow page	0	0.0	0	0.0	0	0.0	0	0.0	0	0.0	0	0.0

ANNUAL STATEMENT FOR THE YEAR 2023 OF THE General Re Life Corporation

**SUMMARY INVESTMENT SCHEDULE**

Investment Categories	Gross Investment Holdings		Admitted Assets as Reported in the Annual Statement			
	1 Amount	2 Percentage of Column 1 Line 13	3 Amount	4 Securities Lending Reinvested Collateral Amount	5 Total (Col. 3 + 4) Amount	6 Percentage of Column 5 Line 13
1. Long-Term Bonds (Schedule D, Part 1):						
1.01 U.S. governments .....	326,993,736	6.965	326,993,730	0	326,993,730	6.965
1.02 All other governments .....	159,070,550	3.388	159,070,551	0	159,070,551	3.388
1.03 U.S. states, territories and possessions, etc. guaranteed .....	0	0.000	0	0	0	0.000
1.04 U.S. political subdivisions of states, territories, and possessions, guaranteed .....	0	0.000	0	0	0	0.000
1.05 U.S. special revenue and special assessment obligations, etc. non-guaranteed .....	135	0.000	135	0	135	0.000
1.06 Industrial and miscellaneous .....	36,338,074	0.774	36,338,074	0	36,338,074	0.774
1.07 Hybrid securities .....	0	0.000	0	0	0	0.000
1.08 Parent, subsidiaries and affiliates .....	0	0.000	0	0	0	0.000
1.09 SVO identified funds .....	0	0.000	0	0	0	0.000
1.10 Unaffiliated bank loans .....	0	0.000	0	0	0	0.000
1.11 Unaffiliated certificates of deposit .....	0	0.000	0	0	0	0.000
1.12 Total long-term bonds .....	522,402,495	11.127	522,402,490	0	522,402,490	11.127
2. Preferred stocks (Schedule D, Part 2, Section 1):						
2.01 Industrial and miscellaneous (Unaffiliated) .....	0	0.000	0	0	0	0.000
2.02 Parent, subsidiaries and affiliates .....	0	0.000	0	0	0	0.000
2.03 Total preferred stocks .....	0	0.000	0	0	0	0.000
3. Common stocks (Schedule D, Part 2, Section 2):						
3.01 Industrial and miscellaneous Publicly traded (Unaffiliated) .....	0	0.000	0	0	0	0.000
3.02 Industrial and miscellaneous Other (Unaffiliated) .....	0	0.000	0	0	0	0.000
3.03 Parent, subsidiaries and affiliates Publicly traded .....	0	0.000	19,208,644	0	19,208,644	0.409
3.04 Parent, subsidiaries and affiliates Other .....	19,208,644	0.409	0	0	0	0.000
3.05 Mutual funds .....	0	0.000	0	0	0	0.000
3.06 Unit investment trusts .....	0	0.000	0	0	0	0.000
3.07 Closed-end funds .....	0	0.000	0	0	0	0.000
3.08 Exchange traded funds .....	0	0.000	0	0	0	0.000
3.09 Total common stocks .....	19,208,644	0.409	19,208,644	0	19,208,644	0.409
4. Mortgage loans (Schedule B):						
4.01 Farm mortgages .....	0	0.000	0	0	0	0.000
4.02 Residential mortgages .....	0	0.000	0	0	0	0.000
4.03 Commercial mortgages .....	0	0.000	0	0	0	0.000
4.04 Mezzanine real estate loans .....	0	0.000	0	0	0	0.000
4.05 Total valuation allowance .....	0	0.000	0	0	0	0.000
4.06 Total mortgage loans .....	0	0.000	0	0	0	0.000
5. Real estate (Schedule A):						
5.01 Properties occupied by company .....	0	0.000	0	0	0	0.000
5.02 Properties held for production of income .....	0	0.000	0	0	0	0.000
5.03 Properties held for sale .....	0	0.000	0	0	0	0.000
5.04 Total real estate .....	0	0.000	0	0	0	0.000
6. Cash, cash equivalents and short-term investments:						
6.01 Cash (Schedule E, Part 1) .....	65,564,095	1.396	65,564,092	0	65,564,092	1.396
6.02 Cash equivalents (Schedule E, Part 2) .....	128,242,289	2.731	128,242,290	0	128,242,290	2.731
6.03 Short-term investments (Schedule DA) .....	3,245,155,691	69.120	3,245,155,693	0	3,245,155,693	69.120
6.04 Total cash, cash equivalents and short-term investments .....	3,438,962,075	73.248	3,438,962,075	0	3,438,962,075	73.248
7. Contract loans .....	80,687	0.002	80,687	0	80,687	0.002
8. Derivatives (Schedule DB) .....	0	0.000	0	0	0	0.000
9. Other invested assets (Schedule BA) .....	714,291,331	15.214	714,291,331	0	714,291,331	15.214
10. Receivables for securities .....	0	0.000	0	0	0	0.000
11. Securities Lending (Schedule DL, Part 1).....	0	0.000	0	XXX	XXX	XXX
12. Other invested assets (Page 2, Line 11) .....	0	0.000	0	0	0	0.000
13. Total invested assets	4,694,945,232	100.000	4,694,945,227	0	4,694,945,227	100.000

ANNUAL STATEMENT FOR THE YEAR 2023 OF THE General Re Life Corporation  
**SCHEDULE A - VERIFICATION BETWEEN YEARS**  
 Real Estate

1. Book/adjusted carrying value, December 31 of prior year .....
2. Cost of acquired:
  - 2.1 Actual cost at time of acquisition (Part 2, Column 6) .....
  - 2.2 Additional investment made after acquisition (Part 2, Column 9) .....
3. Current year change in encumbrances:
  - 3.1 Totals, Part 1, Column 13 .....
  - 3.2 Totals, Part 3, Column 11 .....
4. Total gain (loss) on disposals, Part 3, Column 18 .....
5. Deduct amounts received on disposals, Part 3, Column 15 .....
6. Total foreign exchange change in book/adjusted carrying value:
  - 6.1 Totals, Part 1, Column 15 .....
  - 6.2 Totals, Part 3, Column 13 .....
7. Deduct current year's other than temporary impairment recognized:
  - 7.1 Totals, Part 1, Column 12 .....
  - 7.2 Totals, Part 3, Column 10 .....
8. Deduct current year's depreciation:
  - 8.1 Totals, Part 1, Column 11 .....
  - 8.2 Totals, Part 3, Column 9 .....
9. Book/adjusted carrying value at the end of current period (Lines 1+2+3+4-5+6-7-8) .....
10. Deduct total nonadmitted amounts .....
11. Statement value at end of current period (Line 9 minus Line 10) .....

**NONE**

**SCHEDULE B - VERIFICATION BETWEEN YEARS**  
 Mortgage Loans

1. Book value/recorded investment excluding accrued interest, December 31 of prior year .....
2. Cost of acquired:
  - 2.1 Actual cost at time of acquisition (Part 2, Column 7) .....
  - 2.2 Additional investment made after acquisition (Part 2, Column 8) .....
3. Capitalized deferred interest and other:
  - 3.1 Totals, Part 1, Column 12 .....
  - 3.2 Totals, Part 3, Column 11 .....
4. Accrual of discount .....
5. Unrealized valuation increase/(decrease):
  - 5.1 Totals, Part 1, Column 9 .....
  - 5.2 Totals, Part 3, Column 8 .....
6. Total gain (loss) on disposals, Part 3, Column 18 .....
7. Deduct amounts received on disposals, Part 3, Column 15 .....
8. Deduct amortization of premium and mortgage interest points and commitment fees .....
9. Total foreign exchange change in book value/recorded investment excluding accrued interest:
  - 9.1 Totals, Part 1, Column 13 .....
  - 9.2 Totals, Part 3, Column 13 .....
10. Deduct current year's other than temporary impairment recognized:
  - 10.1 Totals, Part 1, Column 11 .....
  - 10.2 Totals, Part 3, Column 10 .....
11. Book value/recorded investment excluding accrued interest at end of current period (Lines 1+2+3+4+5+6-7-8+9-10) .....
12. Total valuation allowance .....
13. Subtotal (Line 11 plus 12) .....
14. Deduct total nonadmitted amounts .....
15. Statement value of mortgages owned at end of current period (Line 13 minus Line 14) .....

**NONE**

ANNUAL STATEMENT FOR THE YEAR 2023 OF THE General Re Life Corporation  
**SCHEDULE BA - VERIFICATION BETWEEN YEARS**  
 Other Long-Term Invested Assets

1.	Book/adjusted carrying value, December 31 of prior year .....	739,312,732
2.	Cost of acquired:	
2.1	Actual cost at time of acquisition (Part 2, Column 8) .....	
2.2	Additional investment made after acquisition (Part 2, Column 9) .....	0
3.	Capitalized deferred interest and other:	
3.1	Totals, Part 1, Column 16 .....	0
3.2	Totals, Part 3, Column 12 .....	0
4.	Accrual of discount .....	0
5.	Unrealized valuation increase/(decrease):	
5.1	Totals, Part 1, Column 13 .....	0
5.2	Totals, Part 3, Column 9 .....	0
6.	Total gain (loss) on disposals, Part 3, Column 19 .....	(784,561)
7.	Deduct amounts received on disposals, Part 3, Column 16 .....	20,303,942
8.	Deduct amortization of premium and depreciation .....	4,934,696
9.	Total foreign exchange change in book/adjusted carrying value:	
9.1	Totals, Part 1, Column 17 .....	130,343
9.2	Totals, Part 3, Column 14 .....	871,455
10.	Deduct current year's other than temporary impairment recognized:	
10.1	Totals, Part 1, Column 15 .....	0
10.2	Totals, Part 3, Column 11 .....	0
11.	Book/adjusted carrying value at end of current period (Lines 1+2+3+4+5+6-7-8+9-10) .....	714,291,331
12.	Deduct total nonadmitted amounts .....	
13.	Statement value at end of current period (Line 11 minus Line 12) .....	714,291,331

**SCHEDULE D - VERIFICATION BETWEEN YEARS**  
 Bonds and Stocks

1.	Book/adjusted carrying value, December 31 of prior year .....	514,229,540
2.	Cost of bonds and stocks acquired, Part 3, Column 7 .....	84,896,713
3.	Accrual of discount .....	2,765,796
4.	Unrealized valuation increase/(decrease):	
4.1	Part 1, Column 12 .....	0
4.2	Part 2, Section 1, Column 15 .....	0
4.3	Part 2, Section 2, Column 13 .....	327,736
4.4	Part 4, Column 11 .....	0
5.	Total gain (loss) on disposals, Part 4, Column 19 .....	(4,980,362)
6.	Deduction consideration for bonds and stocks disposed of, Part 4, Column 7 .....	61,341,607
7.	Deduct amortization of premium .....	1,054,012
8.	Total foreign exchange change in book/adjusted carrying value:	
8.1	Part 1, Column 15 .....	1,537,892
8.2	Part 2, Section 1, Column 19 .....	0
8.3	Part 2, Section 2, Column 16 .....	0
8.4	Part 4, Column 15 .....	5,229,443
9.	Deduct current year's other than temporary impairment recognized:	
9.1	Part 1, Column 14 .....	0
9.2	Part 2, Section 1, Column 17 .....	0
9.3	Part 2, Section 2, Column 14 .....	0
9.4	Part 4, Column 13 .....	0
10.	Total investment income recognized as a result of prepayment penalties and/or acceleration fees, Note 5Q, Line 2 .....	0
11.	Book/adjusted carrying value at end of current period (Lines 1+2+3+4+5-6-7+8-9+10) .....	541,611,139
12.	Deduct total nonadmitted amounts .....	
13.	Statement value at end of current period (Line 11 minus Line 12) .....	541,611,139

ANNUAL STATEMENT FOR THE YEAR 2023 OF THE General Re Life Corporation

**SCHEDULE D - SUMMARY BY COUNTRY**

Long-Term Bonds and Stocks OWNED December 31 of Current Year

Description		1 Book/Adjusted Carrying Value	2 Fair Value	3 Actual Cost	4 Par Value of Bonds
<b>BONDS</b>					
Governments (Including all obligations guaranteed by governments)	1. United States .....	326,993,736	324,957,586	326,562,800	327,075,000
	2. Canada .....	0	0	0	0
	3. Other Countries	159,070,556	158,738,803	155,084,693	162,499,224
	4. Totals	486,064,292	483,696,389	481,647,493	489,574,224
U.S. States, Territories and Possessions (Direct and guaranteed)	5. Totals	0	0	0	0
U.S. Political Subdivisions of States, Territories and Possessions (Direct and guaranteed)	6. Totals	0	0	0	0
U.S. Special Revenue and Special Assessment Obligations and all Non- Guaranteed Obligations of Agencies and Authorities of Governments and their Political Subdivisions	7. Totals	135	135	135	135
Industrial and Miscellaneous, SVO Identified Funds, Unaffiliated Bank Loans, Unaffiliated Certificates of Deposit and Hybrid Securities (unaffiliated)	8. United States .....	23,709,212	24,571,568	24,686,921	23,205,001
	9. Canada .....	0	0	0	0
	10. Other Countries	12,628,862	15,166,883	10,611,360	14,500,000
	11. Totals	36,338,074	39,738,451	35,298,281	37,705,001
Parent, Subsidiaries and Affiliates	12. Totals	0	0	0	0
	13. Total Bonds	522,402,501	523,434,975	516,945,909	527,279,360
<b>PREFERRED STOCKS</b>					
Industrial and Miscellaneous (unaffiliated)	14. United States .....	0	0	0	0
	15. Canada .....	0	0	0	0
	16. Other Countries	0	0	0	0
	17. Totals	0	0	0	0
Parent, Subsidiaries and Affiliates	18. Totals	0	0	0	0
	19. Total Preferred Stocks	0	0	0	0
<b>COMMON STOCKS</b>					
Industrial and Miscellaneous (unaffiliated), Mutual Funds, Unit Investment Trusts, Closed-End Funds and Exchange Traded Funds	20. United States .....	0	0	0	0
	21. Canada .....	0	0	0	0
	22. Other Countries	0	0	0	0
	23. Totals	0	0	0	0
Parent, Subsidiaries and Affiliates	24. Totals	19,208,644	19,208,644	7,400,000	
	25. Total Common Stocks	19,208,644	19,208,644	7,400,000	
	26. Total Stocks	19,208,644	19,208,644	7,400,000	
	27. Total Bonds and Stocks	541,611,145	542,643,619	524,345,909	

ANNUAL STATEMENT FOR THE YEAR 2023 OF THE General Re Life Corporation

**SCHEDULE D - PART 1A - SECTION 1**

Quality and Maturity Distribution of All Bonds Owned December 31, at Book/Adjusted Carrying Values by Major Types of Issues and NAIC Designations

NAIC Designation	1 1 Year or Less	2 Over 1 Year Through 5 Years	3 Over 5 Years Through 10 Years	4 Over 10 Years Through 20 Years	5 Over 20 Years	6 No Maturity Date	7 Total Current Year	8 Col. 7 as a % of Line 12.7	9 Total from Col. 7 Prior Year	10 % From Col. 8 Prior Year	11 Total Publicly Traded	12 Total Privately Placed (a)
<b>1. U.S. Governments</b>												
1.1 NAIC 1	3,377,568,983	0	0	0	0	XXX	3,377,568,983	87.5	3,314,655,024	90.6	3,377,568,983	0
1.2 NAIC 2	0	0	0	0	0	XXX	0	0.0	0	0.0	0	0
1.3 NAIC 3	0	0	0	0	0	XXX	0	0.0	0	0.0	0	0
1.4 NAIC 4	0	0	0	0	0	XXX	0	0.0	0	0.0	0	0
1.5 NAIC 5	0	0	0	0	0	XXX	0	0.0	0	0.0	0	0
1.6 NAIC 6	0	0	0	0	0	XXX	0	0.0	0	0.0	0	0
1.7 Totals	3,377,568,983	0	0	0	0	XXX	3,377,568,983	87.5	3,314,655,024	90.6	3,377,568,983	0
<b>2. All Other Governments</b>												
2.1 NAIC 1	416,807,396	28,968,857	0	0	0	XXX	445,776,253	11.5	308,383,021	8.4	445,776,253	0
2.2 NAIC 2	0	0	0	0	0	XXX	0	0.0	0	0.0	0	0
2.3 NAIC 3	0	0	0	0	0	XXX	0	0.0	0	0.0	0	0
2.4 NAIC 4	0	0	0	0	0	XXX	0	0.0	0	0.0	0	0
2.5 NAIC 5	0	0	0	0	0	XXX	0	0.0	0	0.0	0	0
2.6 NAIC 6	0	0	0	0	0	XXX	0	0.0	0	0.0	0	0
2.7 Totals	416,807,396	28,968,857	0	0	0	XXX	445,776,253	11.5	308,383,021	8.4	445,776,253	0
<b>3. U.S. States, Territories and Possessions etc., Guaranteed</b>												
3.1 NAIC 1	0	0	0	0	0	XXX	0	0.0	0	0.0	0	0
3.2 NAIC 2	0	0	0	0	0	XXX	0	0.0	0	0.0	0	0
3.3 NAIC 3	0	0	0	0	0	XXX	0	0.0	0	0.0	0	0
3.4 NAIC 4	0	0	0	0	0	XXX	0	0.0	0	0.0	0	0
3.5 NAIC 5	0	0	0	0	0	XXX	0	0.0	0	0.0	0	0
3.6 NAIC 6	0	0	0	0	0	XXX	0	0.0	0	0.0	0	0
3.7 Totals	0	0	0	0	0	XXX	0	0.0	0	0.0	0	0
<b>4. U.S. Political Subdivisions of States, Territories and Possessions, Guaranteed</b>												
4.1 NAIC 1	0	0	0	0	0	XXX	0	0.0	0	0.0	0	0
4.2 NAIC 2	0	0	0	0	0	XXX	0	0.0	0	0.0	0	0
4.3 NAIC 3	0	0	0	0	0	XXX	0	0.0	0	0.0	0	0
4.4 NAIC 4	0	0	0	0	0	XXX	0	0.0	0	0.0	0	0
4.5 NAIC 5	0	0	0	0	0	XXX	0	0.0	0	0.0	0	0
4.6 NAIC 6	0	0	0	0	0	XXX	0	0.0	0	0.0	0	0
4.7 Totals	0	0	0	0	0	XXX	0	0.0	0	0.0	0	0
<b>5. U.S. Special Revenue &amp; Special Assessment Obligations, etc., Non-Guaranteed</b>												
5.1 NAIC 1	135	0	0	0	0	XXX	135	0.0	3,193	0.0	135	0
5.2 NAIC 2	0	0	0	0	0	XXX	0	0.0	0	0.0	0	0
5.3 NAIC 3	0	0	0	0	0	XXX	0	0.0	0	0.0	0	0
5.4 NAIC 4	0	0	0	0	0	XXX	0	0.0	0	0.0	0	0
5.5 NAIC 5	0	0	0	0	0	XXX	0	0.0	0	0.0	0	0
5.6 NAIC 6	0	0	0	0	0	XXX	0	0.0	0	0.0	0	0
5.7 Totals	135	0	0	0	0	XXX	135	0.0	3,193	0.0	135	0

ANNUAL STATEMENT FOR THE YEAR 2023 OF THE General Re Life Corporation

**SCHEDULE D - PART 1A - SECTION 1 (Continued)**

Quality and Maturity Distribution of All Bonds Owned December 31, at Book/Adjusted Carrying Values by Major Types of Issues and NAIC Designations

NAIC Designation	1 1 Year or Less	2 Over 1 Year Through 5 Years	3 Over 5 Years Through 10 Years	4 Over 10 Years Through 20 Years	5 Over 20 Years	6 No Maturity Date	7 Total Current Year	8 Col. 7 as a % of Line 12.7	9 Total from Col. 7 Prior Year	10 % From Col. 8 Prior Year	11 Total Publicly Traded	12 Total Privately Placed (a)
<b>6. Industrial &amp; Miscellaneous (Unaffiliated)</b>												
6.1 NAIC 1	4,092,313	0	0	0	0	XXX	4,092,313	0.1	4,089,014	0.1	4,092,313	0
6.2 NAIC 2	16,200,000	16,045,761	0	0	0	XXX	32,245,761	0.8	26,560,726	0.7	21,616,899	10,628,862
6.3 NAIC 3	0	0	0	0	0	XXX	0	0.0	5,588,666	0.2	0	0
6.4 NAIC 4	0	0	0	0	0	XXX	0	0.0	0	0.0	0	0
6.5 NAIC 5	0	0	0	0	0	XXX	0	0.0	0	0.0	0	0
6.6 NAIC 6	0	0	0	0	0	XXX	0	0.0	0	0.0	0	0
<b>6.7 Totals</b>	<b>20,292,313</b>	<b>16,045,761</b>	<b>0</b>	<b>0</b>	<b>0</b>	<b>XXX</b>	<b>36,338,074</b>	<b>0.9</b>	<b>36,238,406</b>	<b>1.0</b>	<b>25,709,212</b>	<b>10,628,862</b>
<b>7. Hybrid Securities</b>												
7.1 NAIC 1	0	0	0	0	0	XXX	0	0.0	0	0.0	0	0
7.2 NAIC 2	0	0	0	0	0	XXX	0	0.0	0	0.0	0	0
7.3 NAIC 3	0	0	0	0	0	XXX	0	0.0	0	0.0	0	0
7.4 NAIC 4	0	0	0	0	0	XXX	0	0.0	0	0.0	0	0
7.5 NAIC 5	0	0	0	0	0	XXX	0	0.0	0	0.0	0	0
7.6 NAIC 6	0	0	0	0	0	XXX	0	0.0	0	0.0	0	0
<b>7.7 Totals</b>	<b>0</b>	<b>0</b>	<b>0</b>	<b>0</b>	<b>0</b>	<b>XXX</b>	<b>0</b>	<b>0.0</b>	<b>0</b>	<b>0.0</b>	<b>0</b>	<b>0</b>
<b>8. Parent, Subsidiaries and Affiliates</b>												
8.1 NAIC 1	0	0	0	0	0	XXX	0	0.0	0	0.0	0	0
8.2 NAIC 2	0	0	0	0	0	XXX	0	0.0	0	0.0	0	0
8.3 NAIC 3	0	0	0	0	0	XXX	0	0.0	0	0.0	0	0
8.4 NAIC 4	0	0	0	0	0	XXX	0	0.0	0	0.0	0	0
8.5 NAIC 5	0	0	0	0	0	XXX	0	0.0	0	0.0	0	0
8.6 NAIC 6	0	0	0	0	0	XXX	0	0.0	0	0.0	0	0
<b>8.7 Totals</b>	<b>0</b>	<b>0</b>	<b>0</b>	<b>0</b>	<b>0</b>	<b>XXX</b>	<b>0</b>	<b>0.0</b>	<b>0</b>	<b>0.0</b>	<b>0</b>	<b>0</b>
<b>9. SVO Identified Funds</b>												
9.1 NAIC 1	XXX	XXX	XXX	XXX	XXX	0	0	0.0	0	0.0	0	0
9.2 NAIC 2	XXX	XXX	XXX	XXX	XXX	0	0	0.0	0	0.0	0	0
9.3 NAIC 3	XXX	XXX	XXX	XXX	XXX	0	0	0.0	0	0.0	0	0
9.4 NAIC 4	XXX	XXX	XXX	XXX	XXX	0	0	0.0	0	0.0	0	0
9.5 NAIC 5	XXX	XXX	XXX	XXX	XXX	0	0	0.0	0	0.0	0	0
9.6 NAIC 6	XXX	XXX	XXX	XXX	XXX	0	0	0.0	0	0.0	0	0
<b>9.7 Totals</b>	<b>XXX</b>	<b>XXX</b>	<b>XXX</b>	<b>XXX</b>	<b>XXX</b>	<b>0</b>	<b>0</b>	<b>0.0</b>	<b>0</b>	<b>0.0</b>	<b>0</b>	<b>0</b>
<b>10. Unaffiliated Bank Loans</b>												
10.1 NAIC 1	0	0	0	0	0	XXX	0	0.0	0	0.0	0	0
10.2 NAIC 2	0	0	0	0	0	XXX	0	0.0	0	0.0	0	0
10.3 NAIC 3	0	0	0	0	0	XXX	0	0.0	0	0.0	0	0
10.4 NAIC 4	0	0	0	0	0	XXX	0	0.0	0	0.0	0	0
10.5 NAIC 5	0	0	0	0	0	XXX	0	0.0	0	0.0	0	0
10.6 NAIC 6	0	0	0	0	0	XXX	0	0.0	0	0.0	0	0
<b>10.7 Totals</b>	<b>0</b>	<b>0</b>	<b>0</b>	<b>0</b>	<b>0</b>	<b>XXX</b>	<b>0</b>	<b>0.0</b>	<b>0</b>	<b>0.0</b>	<b>0</b>	<b>0</b>
<b>11. Unaffiliated Certificates of Deposit</b>												
11.1 NAIC 1	0	0	0	0	0	XXX	0	0.0	0	0.0	0	0
11.2 NAIC 2	0	0	0	0	0	XXX	0	0.0	0	0.0	0	0
11.3 NAIC 3	0	0	0	0	0	XXX	0	0.0	0	0.0	0	0
11.4 NAIC 4	0	0	0	0	0	XXX	0	0.0	0	0.0	0	0
11.5 NAIC 5	0	0	0	0	0	XXX	0	0.0	0	0.0	0	0
11.6 NAIC 6	0	0	0	0	0	XXX	0	0.0	0	0.0	0	0
<b>11.7 Totals</b>	<b>0</b>	<b>0</b>	<b>0</b>	<b>0</b>	<b>0</b>	<b>XXX</b>	<b>0</b>	<b>0.0</b>	<b>0</b>	<b>0.0</b>	<b>0</b>	<b>0</b>

9015



ANNUAL STATEMENT FOR THE YEAR 2023 OF THE General Re Life Corporation

**SCHEDULE D - PART 1A - SECTION 1 (Continued)**

Quality and Maturity Distribution of All Bonds Owned December 31, at Book/Adjusted Carrying Values by Major Types of Issues and NAIC Designations

NAIC Designation	1 1 Year or Less	2 Over 1 Year Through 5 Years	3 Over 5 Years Through 10 Years	4 Over 10 Years Through 20 Years	5 Over 20 Years	6 No Maturity Date	7 Total Current Year	8 Col. 7 as a % of Line 12.7	9 Total from Col. 7 Prior Year	10 % From Col. 8 Prior Year	11 Total Publicly Traded	12 Total Privately Placed (a)
<b>12. Total Bonds Current Year</b>												
12.1 NAIC 1	(d) 3,798,468,827	28,968,857	0	0	0	0	3,827,437,684	99.2	XXX	XXX	3,827,437,684	0
12.2 NAIC 2	(d) 16,200,000	16,045,761	0	0	0	0	32,245,761	0.8	XXX	XXX	21,616,899	10,628,862
12.3 NAIC 3	(d) 0	0	0	0	0	0	0	0.0	XXX	XXX	0	0
12.4 NAIC 4	(d) 0	0	0	0	0	0	0	0.0	XXX	XXX	0	0
12.5 NAIC 5	(d) 0	0	0	0	0	0	0	0.0	XXX	XXX	0	0
12.6 NAIC 6	(d) 0	0	0	0	0	0	0	0.0	XXX	XXX	0	0
12.7 Totals	3,814,668,827	45,014,618	0	0	0	0	(b) 3,859,683,445	100.0	XXX	XXX	3,849,054,583	10,628,862
12.8 Line 12.7 as a % of Col. 7	98.8	1.2	0.0	0.0	0.0	0.0	100.0	XXX	XXX	XXX	99.7	0.3
<b>13. Total Bonds Prior Year</b>												
13.1 NAIC 1	3,229,994,111	397,136,140	0	1	0	0	XXX	XXX	3,627,130,252	99.1	3,627,130,252	0
13.2 NAIC 2	16,200,000	0	10,360,726	0	0	0	XXX	XXX	26,560,726	0.7	16,200,000	10,360,726
13.3 NAIC 3	0	5,588,666	0	0	0	0	XXX	XXX	5,588,666	0.2	5,588,666	0
13.4 NAIC 4	0	0	0	0	0	0	XXX	XXX	0	0.0	0	0
13.5 NAIC 5	0	0	0	0	0	0	XXX	XXX	0	0.0	0	0
13.6 NAIC 6	0	0	0	0	0	0	XXX	XXX	0	0.0	0	0
13.7 Totals	3,246,194,111	402,724,806	10,360,726	1	0	0	XXX	XXX	(b) 3,659,279,644	100.0	3,648,918,918	10,360,726
13.8 Line 13.7 as a % of Col. 9	88.7	11.0	0.3	0.0	0.0	0.0	XXX	XXX	100.0	XXX	99.7	0.3
<b>14. Total Publicly Traded Bonds</b>												
14.1 NAIC 1	3,798,468,827	28,968,857	0	0	0	0	3,827,437,684	99.2	3,627,130,252	99.1	3,827,437,684	XXX
14.2 NAIC 2	16,200,000	5,416,899	0	0	0	0	21,616,899	0.6	16,200,000	0.4	21,616,899	XXX
14.3 NAIC 3	0	0	0	0	0	0	0	0.0	5,588,666	0.2	0	XXX
14.4 NAIC 4	0	0	0	0	0	0	0	0.0	0	0.0	0	XXX
14.5 NAIC 5	0	0	0	0	0	0	0	0.0	0	0.0	0	XXX
14.6 NAIC 6	0	0	0	0	0	0	0	0.0	0	0.0	0	XXX
14.7 Totals	3,814,668,827	34,385,756	0	0	0	0	3,849,054,583	99.7	3,648,918,918	99.7	3,849,054,583	XXX
14.8 Line 14.7 as a % of Col. 7	99.1	0.9	0.0	0.0	0.0	0.0	100.0	XXX	XXX	XXX	100.0	XXX
14.9 Line 14.7 as a % of Line 12.7, Col. 7, Section 12	98.8	0.9	0.0	0.0	0.0	0.0	99.7	XXX	XXX	XXX	99.7	XXX
<b>15. Total Privately Placed Bonds</b>												
15.1 NAIC 1	0	0	0	0	0	0	0	0.0	0	0.0	XXX	0
15.2 NAIC 2	0	10,628,862	0	0	0	0	10,628,862	0.3	10,360,726	0.3	XXX	10,628,862
15.3 NAIC 3	0	0	0	0	0	0	0	0.0	0	0.0	XXX	0
15.4 NAIC 4	0	0	0	0	0	0	0	0.0	0	0.0	XXX	0
15.5 NAIC 5	0	0	0	0	0	0	0	0.0	0	0.0	XXX	0
15.6 NAIC 6	0	0	0	0	0	0	0	0.0	0	0.0	XXX	0
15.7 Totals	0	10,628,862	0	0	0	0	10,628,862	0.3	10,360,726	0.3	XXX	10,628,862
15.8 Line 15.7 as a % of Col. 7	0.0	100.0	0.0	0.0	0.0	0.0	100.0	XXX	XXX	XXX	XXX	100.0
15.9 Line 15.7 as a % of Line 12.7, Col. 7, Section 12	0.0	0.3	0.0	0.0	0.0	0.0	0.3	XXX	XXX	XXX	XXX	0.3

(a) Includes \$ 10,628,862 freely tradable under SEC Rule 144 or qualified for resale under SEC Rule 144A.

(b) Includes \$ 1 current year of bonds with Z designations and \$ 1 prior year of bonds with Z designations. The letter "Z" means the NAIC designation was not assigned by the Securities Valuation Office (SVO) at the date of the statement.

(c) Includes \$ 0 current year, \$ 0 prior year of bonds with 5GI designations and \$ 0 current year, \$ 0 prior year of bonds with 6\* designations. "5GI" means the NAIC designation was assigned by the (SVO) in reliance on the insurer's certification that the issuer is current in all principal and interest payments. "6\*" means the NAIC designation was assigned by the SVO due to inadequate certification of principal and interest payments.

(d) Includes the following amount of short-term and cash equivalent bonds by NAIC designation: NAIC 1 \$ 3,337,280,955 ; NAIC 2 \$ 0 ; NAIC 3 \$ 0 ; NAIC 4 \$ 0 ; NAIC 5 \$ 0 ; NAIC 6 \$ 0

ANNUAL STATEMENT FOR THE YEAR 2023 OF THE General Re Life Corporation

**SCHEDULE D - PART 1A - SECTION 2**

Maturity Distribution of All Bonds Owned December 31, at Book/Adjusted Carrying Values by Major Type and Subtype of Issues

Distribution by Type	1 1 Year or Less	2 Over 1 Year Through 5 Years	3 Over 5 Years Through 10 Years	4 Over 10 Years Through 20 Years	5 Over 20 Years	6 No Maturity Date	7 Total Current Year	8 Col. 7 as a % of Line 12.09	9 Total from Col. 7 Prior Year	10 % From Col. 8 Prior Year	11 Total Publicly Traded	12 Total Privately Placed
<b>1. U.S. Governments</b>												
1.01 Issuer Obligations .....	3,377,568,983	0	0	0	0	XXX	3,377,568,983	87.5	3,314,655,024	90.6	3,377,568,983	0
1.02 Residential Mortgage-Backed Securities .....	0	0	0	0	0	XXX	0	0.0	0	0.0	0	0
1.03 Commercial Mortgage-Backed Securities .....	0	0	0	0	0	XXX	0	0.0	0	0.0	0	0
1.04 Other Loan-Backed and Structured Securities ...	0	0	0	0	0	XXX	0	0.0	0	0.0	0	0
1.05 Totals	3,377,568,983	0	0	0	0	XXX	3,377,568,983	87.5	3,314,655,024	90.6	3,377,568,983	0
<b>2. All Other Governments</b>												
2.01 Issuer Obligations .....	416,807,396	28,968,857	0	0	0	XXX	445,776,253	11.5	308,383,021	8.4	445,776,253	0
2.02 Residential Mortgage-Backed Securities .....	0	0	0	0	0	XXX	0	0.0	0	0.0	0	0
2.03 Commercial Mortgage-Backed Securities .....	0	0	0	0	0	XXX	0	0.0	0	0.0	0	0
2.04 Other Loan-Backed and Structured Securities ...	0	0	0	0	0	XXX	0	0.0	0	0.0	0	0
2.05 Totals	416,807,396	28,968,857	0	0	0	XXX	445,776,253	11.5	308,383,021	8.4	445,776,253	0
<b>3. U.S. States, Territories and Possessions, Guaranteed</b>												
3.01 Issuer Obligations .....	0	0	0	0	0	XXX	0	0.0	0	0.0	0	0
3.02 Residential Mortgage-Backed Securities .....	0	0	0	0	0	XXX	0	0.0	0	0.0	0	0
3.03 Commercial Mortgage-Backed Securities .....	0	0	0	0	0	XXX	0	0.0	0	0.0	0	0
3.04 Other Loan-Backed and Structured Securities ...	0	0	0	0	0	XXX	0	0.0	0	0.0	0	0
3.05 Totals	0	0	0	0	0	XXX	0	0.0	0	0.0	0	0
<b>4. U.S. Political Subdivisions of States, Territories and Possessions, Guaranteed</b>												
4.01 Issuer Obligations .....	0	0	0	0	0	XXX	0	0.0	0	0.0	0	0
4.02 Residential Mortgage-Backed Securities .....	0	0	0	0	0	XXX	0	0.0	0	0.0	0	0
4.03 Commercial Mortgage-Backed Securities .....	0	0	0	0	0	XXX	0	0.0	0	0.0	0	0
4.04 Other Loan-Backed and Structured Securities ...	0	0	0	0	0	XXX	0	0.0	0	0.0	0	0
4.05 Totals	0	0	0	0	0	XXX	0	0.0	0	0.0	0	0
<b>5. U.S. Special Revenue &amp; Special Assessment Obligations etc., Non-Guaranteed</b>												
5.01 Issuer Obligations .....	0	0	0	0	0	XXX	0	0.0	0	0.0	0	0
5.02 Residential Mortgage-Backed Securities .....	135	0	0	0	0	XXX	135	0.0	3,193	0.0	135	0
5.03 Commercial Mortgage-Backed Securities .....	0	0	0	0	0	XXX	0	0.0	0	0.0	0	0
5.04 Other Loan-Backed and Structured Securities ...	0	0	0	0	0	XXX	0	0.0	0	0.0	0	0
5.05 Totals	135	0	0	0	0	XXX	135	0.0	3,193	0.0	135	0
<b>6. Industrial and Miscellaneous</b>												
6.01 Issuer Obligations .....	20,292,312	16,045,761	0	0	0	XXX	36,338,073	0.9	36,238,405	1.0	25,709,211	10,628,862
6.02 Residential Mortgage-Backed Securities .....	1	0	0	0	0	XXX	1	0.0	1	0.0	1	0
6.03 Commercial Mortgage-Backed Securities .....	0	0	0	0	0	XXX	0	0.0	0	0.0	0	0
6.04 Other Loan-Backed and Structured Securities ...	0	0	0	0	0	XXX	0	0.0	0	0.0	0	0
6.05 Totals	20,292,313	16,045,761	0	0	0	XXX	36,338,074	0.9	36,238,406	1.0	25,709,212	10,628,862
<b>7. Hybrid Securities</b>												
7.01 Issuer Obligations .....	0	0	0	0	0	XXX	0	0.0	0	0.0	0	0
7.02 Residential Mortgage-Backed Securities .....	0	0	0	0	0	XXX	0	0.0	0	0.0	0	0
7.03 Commercial Mortgage-Backed Securities .....	0	0	0	0	0	XXX	0	0.0	0	0.0	0	0
7.04 Other Loan-Backed and Structured Securities ...	0	0	0	0	0	XXX	0	0.0	0	0.0	0	0
7.05 Totals	0	0	0	0	0	XXX	0	0.0	0	0.0	0	0
<b>8. Parent, Subsidiaries and Affiliates</b>												
8.01 Issuer Obligations .....	0	0	0	0	0	XXX	0	0.0	0	0.0	0	0
8.02 Residential Mortgage-Backed Securities .....	0	0	0	0	0	XXX	0	0.0	0	0.0	0	0
8.03 Commercial Mortgage-Backed Securities .....	0	0	0	0	0	XXX	0	0.0	0	0.0	0	0
8.04 Other Loan-Backed and Structured Securities ...	0	0	0	0	0	XXX	0	0.0	0	0.0	0	0
8.05 Affiliated Bank Loans - Issued .....	0	0	0	0	0	XXX	0	0.0	0	0.0	0	0
8.06 Affiliated Bank Loans - Acquired .....	0	0	0	0	0	XXX	0	0.0	0	0.0	0	0
8.07 Totals	0	0	0	0	0	XXX	0	0.0	0	0.0	0	0

ANNUAL STATEMENT FOR THE YEAR 2023 OF THE General Re Life Corporation

**SCHEDULE D - PART 1A - SECTION 2 (Continued)**

Maturity Distribution of All Bonds Owned December 31, at Book/Adjusted Carrying Values by Major Type and Subtype of Issues

Distribution by Type	1 1 Year or Less	2 Over 1 Year Through 5 Years	3 Over 5 Years Through 10 Years	4 Over 10 Years Through 20 Years	5 Over 20 Years	6 No Maturity Date	7 Total Current Year	8 Col. 7 as a % of Line 12.09	9 Total from Col. 7 Prior Year	10 % From Col. 8 Prior Year	11 Total Publicly Traded	12 Total Privately Placed
<b>9. SVO Identified Funds</b>												
9.01 Exchange Traded Funds Identified by the SVO	XXX	XXX	XXX	XXX	XXX	0	0	0.0	0	0.0	0	0
<b>10. Unaffiliated Bank Loans</b>												
10.01 Unaffiliated Bank Loans - Issued	0	0	0	0	0	XXX	0	0.0	0	0.0	0	0
10.02 Unaffiliated Bank Loans - Acquired	0	0	0	0	0	XXX	0	0.0	0	0.0	0	0
10.03 Totals	0	0	0	0	0	XXX	0	0.0	0	0.0	0	0
<b>11. Unaffiliated Certificates of Deposit</b>												
11.01 Totals	0	0	0	0	0	XXX	0	0.0	0	0.0	0	0
<b>12. Total Bonds Current Year</b>												
12.01 Issuer Obligations	3,814,668,691	45,014,618	0	0	0	XXX	3,859,683,309	100.0	XXX	XXX	3,849,054,447	10,628,862
12.02 Residential Mortgage-Backed Securities	136	0	0	0	0	XXX	136	0.0	XXX	XXX	136	0
12.03 Commercial Mortgage-Backed Securities	0	0	0	0	0	XXX	0	0.0	XXX	XXX	0	0
12.04 Other Loan-Backed and Structured Securities	0	0	0	0	0	XXX	0	0.0	XXX	XXX	0	0
12.05 SVO Identified Funds	XXX	XXX	XXX	XXX	XXX	0	0	0.0	XXX	XXX	0	0
12.06 Affiliated Bank Loans	0	0	0	0	0	XXX	0	0.0	XXX	XXX	0	0
12.07 Unaffiliated Bank Loans	0	0	0	0	0	XXX	0	0.0	XXX	XXX	0	0
12.08 Unaffiliated Certificates of Deposit	0	0	0	0	0	XXX	0	0.0	XXX	XXX	0	0
12.09 Totals	3,814,668,827	45,014,618	0	0	0	0	3,859,683,445	100.0	XXX	XXX	3,849,054,583	10,628,862
12.10 Line 12.09 as a % of Col. 7	98.8	1.2	0.0	0.0	0.0	0.0	100.0	XXX	XXX	XXX	99.7	0.3
<b>13. Total Bonds Prior Year</b>												
13.01 Issuer Obligations	3,246,191,084	402,724,640	10,360,726	0	0	XXX	XXX	XXX	3,659,276,450	100.0	3,648,915,724	10,360,726
13.02 Residential Mortgage-Backed Securities	3,027	166	0	1	0	XXX	XXX	XXX	3,194	0.0	3,194	0
13.03 Commercial Mortgage-Backed Securities	0	0	0	0	0	XXX	XXX	XXX	0	0.0	0	0
13.04 Other Loan-Backed and Structured Securities	0	0	0	0	0	XXX	XXX	XXX	0	0.0	0	0
13.05 SVO Identified Funds	XXX	XXX	XXX	XXX	XXX	0	0	0.0	XXX	XXX	0	0
13.06 Affiliated Bank Loans	0	0	0	0	0	XXX	XXX	XXX	0	0.0	0	0
13.07 Unaffiliated Bank Loans	0	0	0	0	0	XXX	XXX	XXX	0	0.0	0	0
13.08 Unaffiliated Certificates of Deposit	0	0	0	0	0	XXX	XXX	XXX	0	0.0	0	0
13.09 Totals	3,246,194,111	402,724,806	10,360,726	1	0	0	XXX	XXX	3,659,279,644	100.0	3,648,918,918	10,360,726
13.10 Line 13.09 as a % of Col. 9	88.7	11.0	0.3	0.0	0.0	0.0	XXX	XXX	100.0	XXX	99.7	0.3
<b>14. Total Publicly Traded Bonds</b>												
14.01 Issuer Obligations	3,814,668,691	34,385,756	0	0	0	XXX	3,849,054,447	99.7	3,648,915,724	99.7	3,849,054,447	XXX
14.02 Residential Mortgage-Backed Securities	136	0	0	0	0	XXX	136	0.0	3,194	0.0	136	XXX
14.03 Commercial Mortgage-Backed Securities	0	0	0	0	0	XXX	0	0.0	0	0.0	0	XXX
14.04 Other Loan-Backed and Structured Securities	0	0	0	0	0	XXX	0	0.0	0	0.0	0	XXX
14.05 SVO Identified Funds	XXX	XXX	XXX	XXX	XXX	0	0	0.0	0	0.0	0	XXX
14.06 Affiliated Bank Loans	0	0	0	0	0	XXX	0	0.0	0	0.0	0	XXX
14.07 Unaffiliated Bank Loans	0	0	0	0	0	XXX	0	0.0	0	0.0	0	XXX
14.08 Unaffiliated Certificates of Deposit	0	0	0	0	0	XXX	0	0.0	0	0.0	0	XXX
14.09 Totals	3,814,668,827	34,385,756	0	0	0	0	3,849,054,583	99.7	3,648,918,918	99.7	3,849,054,583	XXX
14.10 Line 14.09 as a % of Col. 7	99.1	0.9	0.0	0.0	0.0	0.0	100.0	XXX	XXX	XXX	100.0	XXX
14.11 Line 14.09 as a % of Line 12.09, Col. 7, Section 12	98.8	0.9	0.0	0.0	0.0	0.0	99.7	XXX	XXX	XXX	99.7	XXX
<b>15. Total Privately Placed Bonds</b>												
15.01 Issuer Obligations	0	10,628,862	0	0	0	XXX	10,628,862	0.3	10,360,726	0.3	XXX	10,628,862
15.02 Residential Mortgage-Backed Securities	0	0	0	0	0	XXX	0	0.0	0	0.0	XXX	0
15.03 Commercial Mortgage-Backed Securities	0	0	0	0	0	XXX	0	0.0	0	0.0	XXX	0
15.04 Other Loan-Backed and Structured Securities	0	0	0	0	0	XXX	0	0.0	0	0.0	XXX	0
15.05 SVO Identified Funds	XXX	XXX	XXX	XXX	XXX	0	0	0.0	0	0.0	XXX	0
15.06 Affiliated Bank Loans	0	0	0	0	0	XXX	0	0.0	0	0.0	XXX	0
15.07 Unaffiliated Bank Loans	0	0	0	0	0	XXX	0	0.0	0	0.0	XXX	0
15.08 Unaffiliated Certificates of Deposit	0	0	0	0	0	XXX	0	0.0	0	0.0	XXX	0
15.09 Totals	0	10,628,862	0	0	0	0	10,628,862	0.3	10,360,726	0.3	XXX	10,628,862
15.10 Line 15.09 as a % of Col. 7	0.0	100.0	0.0	0.0	0.0	0.0	100.0	XXX	XXX	XXX	XXX	100.0
15.11 Line 15.09 as a % of Line 12.09, Col. 7, Section 12	0.0	0.3	0.0	0.0	0.0	0.0	0.3	XXX	XXX	XXX	XXX	0.3

ANNUAL STATEMENT FOR THE YEAR 2023 OF THE General Re Life Corporation  
**SCHEDULE DA - VERIFICATION BETWEEN YEARS**

Short-Term Investments

	1	2	3	4	5
	Total	Bonds	Mortgage Loans	Other Short-term Investment Assets (a)	Investments in Parent, Subsidiaries and Affiliates
1. Book/adjusted carrying value, December 31 of prior year .....	3,055,610,036	3,055,610,036	0	0	0
2. Cost of short-term investments acquired .....	4,631,234,668	4,631,234,668	0	0	0
3. Accrual of discount .....	130,528,102	130,528,102	0	0	0
4. Unrealized valuation increase/(decrease) .....	0	0	0	0	0
5. Total gain (loss) on disposals .....	401,178	401,178	0	0	0
6. Deduct consideration received on disposals .....	4,577,361,556	4,577,361,556	0	0	0
7. Deduct amortization of premium .....	0	0	0	0	0
8. Total foreign exchange change in book/adjusted carrying value .....	4,743,265	4,743,265	0	0	0
9. Deduct current year's other than temporary impairment recognized .....	0	0	0	0	0
10. Book/adjusted carrying value at end of current period (Lines 1+2+3+4+5-6-7+8-9) .....	3,245,155,693	3,245,155,693	0	0	0
11. Deduct total nonadmitted amounts .....	0	0	0	0	0
12. Statement value at end of current period (Line 10 minus Line 11)	3,245,155,693	3,245,155,693	0	0	0

(a) Indicate the category of such assets, for example, joint ventures, transportation equipment:

Schedule DB - Part A - Verification - Options, Caps, Floors, Collars, Swaps and Forwards

**N O N E**

Schedule DB - Part B - Verification - Futures Contracts

**N O N E**

Schedule DB - Part C - Section 1 - Replication (Synthetic Asset) Transactions (RSATs) Open

**N O N E**

Schedule DB-Part C-Section 2-Reconciliation of Replication (Synthetic Asset) Transactions Open

**N O N E**

Schedule DB - Verification - Book/Adjusted Carrying Value, Fair Value and Potential Exposure of  
Derivatives

**N O N E**

ANNUAL STATEMENT FOR THE YEAR 2023 OF THE General Re Life Corporation  
**SCHEDULE E - PART 2 - VERIFICATION BETWEEN YEARS**

(Cash Equivalents)

	1	2	3	4
	Total	Bonds	Money Market Mutual funds	Other (a)
1. Book/adjusted carrying value, December 31 of prior year .....	135,791,652	108,320,978	27,470,674	0
2. Cost of cash equivalents acquired .....	2,801,333,793	2,531,234,523	270,099,270	0
3. Accrual of discount .....	15,031,741	15,031,741	0	0
4. Unrealized valuation increase/(decrease) .....	0	0	0	0
5. Total gain (loss) on disposals .....	(1,699,141)	(1,699,141)	0	0
6. Deduct consideration received on disposals .....	2,822,215,755	2,560,762,836	261,452,919	0
7. Deduct amortization of premium .....	0	0	0	0
8. Total foreign exchange change in book/adjusted carrying value .....	0	0	0	0
9. Deduct current year's other than temporary impairment recognized .....	0	0	0	0
10. Book/adjusted carrying value at end of current period (Lines 1+2+3+4+5-6-7+8-9) .....	128,242,290	92,125,265	36,117,025	0
11. Deduct total nonadmitted amounts .....	0	0	0	0
12. Statement value at end of current period (Line 10 minus Line 11)	128,242,290	92,125,265	36,117,025	0

(a) Indicate the category of such investments, for example, joint ventures, transportation equipment:

Schedule A - Part 1 - Real Estate Owned

**N O N E**

Schedule A - Part 2 - Real Estate Acquired and Additions Made

**N O N E**

Schedule A - Part 3 - Real Estate Disposed

**N O N E**

Schedule B - Part 1 - Mortgage Loans Owned

**N O N E**

Schedule B - Part 2 - Mortgage Loans Acquired and Additions Made

**N O N E**

Schedule B - Part 3 - Mortgage Loans Disposed, Transferred or Repaid

**N O N E**

ANNUAL STATEMENT FOR THE YEAR 2023 OF THE General Re Life Corporation

**SCHEDULE BA - PART 1**

Showing Other Long-Term Invested Assets OWNED December 31 of Current Year

1 CUSIP Identification	2 Name or Description	3 Code	4 Location		6 Name of Vendor or General Partner	7 NAIC Designation, NAIC Designation Modifier and SVO Administrative Symbol	8 Date Originally Acquired	9 Type and Strategy	10 Actual Cost	11 Fair Value	12 Book/ Adjusted Carrying Value Less Encumbrances	Change in Book/Adjusted Carrying Value					18 Investment Income	19 Commitment for Additional Investment	20 Percentage of Ownership									
			4 City	5 State								13 Unrealized Valuation Increase/ (Decrease)	14 Current Year's (Depreciation) or (Amortization)/ Accretion	15 Current Year's Other-Than-Temporary Impairment Recognized	16 Capitalized Deferred Interest and Other	17 Total Foreign Exchange Change in Book/ Adjusted Carrying Value												
1099999. Non-Registered Private Funds - Bonds - NAIC Designation Not Assigned by the SVO - Affiliated												0	0	0	0	0	0	0	0	0	0	0	0	0	0	0	0	XXX
99B022-13-7	UNION UNDERWEAR COMPANY	R	BOWLING GREEN	KY	AFFILIATED LOAN	1.C FE	09/09/2020	199,999,999	167,264,038	183,835,416	0	(4,934,696)	0	0	0	0	6,690,562	0	0									
99B023-46-5	MARION CRANE AUSTRALIA LTD	R	AUSTRALIA		AFFILIATED LOAN	1.C FE	10/18/2018	31,632,754	30,455,915	30,455,915	0	0	0	0	0	130,343	1,320,363	0	0									
99B026-43-5	BERKSHIRE HATHAWAY INC	R	OMAHA	NE	AFFILIATED LOAN	1.C FE	09/20/2021	500,000,000	500,000,000	500,000,000	0	0	0	0	0	35,000,000	0	0	0									
4799999. Residual Tranches or Interests with Underlying Assets Having Characteristics of Fixed Income Instruments - Affiliated												731,632,753	697,719,953	714,291,331	0	(4,934,696)	0	0	130,343	43,010,925	0	0	0	0	0	0	XXX	
6099999. Total - Unaffiliated												0	0	0	0	0	0	0	0	0	0	0	0	0	0	0	0	XXX
6199999. Total - Affiliated												731,632,753	697,719,953	714,291,331	0	(4,934,696)	0	0	130,343	43,010,925	0	0	0	0	0	0	XXX	
6299999 - Totals												731,632,753	697,719,953	714,291,331	0	(4,934,696)	0	0	130,343	43,010,925	0	0	0	0	0	0	XXX	

1. Line Book/Adjusted Carrying Value by NAIC Designation Category Footnote:  
 Number  
 1A 1A ..\$ .....0 1B ..\$ .....0 1C ..\$ .....714,291,331 1D ..\$ .....0 1E ..\$ .....0 1F ..\$ .....0 1G ..\$ .....0  
 1B 2A ..\$ .....0 2B ..\$ .....0 2C ..\$ .....0  
 1C 3A ..\$ .....0 3B ..\$ .....0 3C ..\$ .....0  
 1D 4A ..\$ .....0 4B ..\$ .....0 4C ..\$ .....0  
 1E 5A ..\$ .....0 5B ..\$ .....0 5C ..\$ .....0  
 1F 6 .....\$ .....0

E07



ANNUAL STATEMENT FOR THE YEAR 2023 OF THE General Re Life Corporation

**SCHEDULE BA - PART 2**

Showing Other Long-Term Invested Assets ACQUIRED AND ADDITIONS MADE December 31 of Current Year

1 CUSIP Identification	2 Name or Description	Location		5 Name of Vendor or General Partner	6 Date Originally Acquired	7 Type and Strategy	8 Actual Cost at Time of Acquisition	9 Additional Investment Made After Acquisition	10 Amount of Encumbrances	11 Percentage of Ownership
		3 City	4 State							
<b>NONE</b>										
6299999 - Totals										XXX

ANNUAL STATEMENT FOR THE YEAR 2023 OF THE General Re Life Corporation

**SCHEDULE BA - PART 3**

Showing Other Long-Term Invested Assets DISPOSED, Transferred or Repaid During the Current Year

1 CUSIP Identification	2 Name or Description	Location		5 Name of Purchaser or Nature of Disposal	6 Date Originally Acquired	7 Disposal Date	8 Book/ Adjusted Carrying Value Less Encum- brances, Prior Year	Change in Book/Adjusted Carrying Value						15 Book/ Adjusted Carrying Value Less Encum- brances on Disposal	16 Consid- eration	17 Foreign Exchange Gain (Loss) on Disposal	18 Realized Gain (Loss) on Disposal	19 Total Gain (Loss) on Disposal	20 Invest- ment Income			
		3 City	4 State					9 Unrealized Valuation Increase/ (De- crease)	10 Current Year's (Depre- ciation) or (Amorti- zation)/ Accretion	11 Current Year's Other- Than- Tempo- rary Impair- ment Recog- nized	12 Capital- ized Deferred Interest and Other	13 Total Change in Book/ Adjusted Carrying Value (9+10- 11+12)	14 Total Foreign Exchange Change in Book/ Adjusted Carrying Value									
99B023-46-5	MARION CRANE AUSTRALIA LTD			Call	10/18/2018	12/29/2023	20,217,048						0	871,455	21,088,503	20,303,942	(784,561)	0	(784,561)	880,242		
1099999. Non-Registered Private Funds - Bonds - NAIC Designation Not Assigned by the SVO - Affiliated								20,217,048	0	0	0	0	0	871,455	21,088,503	20,303,942	(784,561)	0	(784,561)	880,242		
6099999. Total - Unaffiliated								0	0	0	0	0	0	0	0	0	0	0	0	0	0	0
6199999. Total - Affiliated								20,217,048	0	0	0	0	0	871,455	21,088,503	20,303,942	(784,561)	0	(784,561)	880,242		
6299999 - Totals								20,217,048	0	0	0	0	0	871,455	21,088,503	20,303,942	(784,561)	0	(784,561)	880,242		

ANNUAL STATEMENT FOR THE YEAR 2023 OF THE General Re Life Corporation

**SCHEDULE D - PART 1**

Showing All Long-Term BONDS Owned December 31 of Current Year

1	2	Codes			6	7	Fair Value		10	11	Change in Book/Adjusted Carrying Value				Interest					Dates	
		3	4	5			8	9			12	13	14	15	16	17	18	19	20	21	22
CUSIP Identification	Description	C o d e	F o r e i g n	B o n d C h a r	NAIC Designation, NAIC Designation Modifier and SVO Administrative Symbol	Actual Cost	Rate Used to Obtain Fair Value	Fair Value	Par Value	Book/ Adjusted Carrying Value	Unrealized Valuation Increase/ (Decrease)	Current Year's (Amortization)/ Accretion	Current Year's Other-Than-Temporary Impairment Recognized	Total Foreign Exchange Change in Book/ Adjusted Carrying Value	Rate of	Effective Rate of	When Paid	Admitted Amount Due and Accrued	Amount Received During Year	Acquired	Stated Contractual Maturity Date
912810-EK-0	UNITED STATES TREASURY BOND				1.A	0	0.0000	0	0	0	0	0	0	0	8.125	0.0000	FA	3,653	0	08/17/1992	08/15/2021
912828-7F-1	UNITED STATES TREASURY NOTE				1.A	0	0.0000	0	0	0	0	0	0	0	1.750	0.0000	JJ	1,838	0	08/20/2019	07/31/2021
912828-P3-8	UNITED STATES TREASURY NOTE				1.A	0	0.0000	0	0	0	0	0	0	0	1.750	0.0000	JJ	27,388	0	07/20/2021	01/31/2023
912828-WJ-5	UNITED STATES TREASURY NOTE	.SD.			1.A	5,935,464	98.9840	6,052,895	6,115,000	6,060,644	0	125,180	0	0	2.500	4.956	MN	127,052	45,609	03/07/2023	05/15/2024
91282C-EA-5	UNITED STATES TREASURY NOTE				1.A	320,166,763	99.3590	318,446,797	320,500,000	320,472,687	0	167,179	0	0	1.500	1.553	FA	1,624,512	4,807,500	02/22/2022	02/29/2024
91282C-FN-6	UNITED STATES TREASURY NOTE	.SD.			1.A	119,325	99.4840	119,381	120,000	119,736	0	342	0	0	4.250	4.554	MS	3,846	2,550	10/19/2022	09/30/2024
91282C-FQ-9	UNITED STATES TREASURY NOTE				1.A	109,837	99.5630	109,519	110,000	109,909	0	71	0	0	4.375	4.478	AO	820	2,406	05/01/2023	10/31/2024
91282C-FQ-9	UNITED STATES TREASURY NOTE	.SD.			1.A	231,411	99.5630	228,994	230,000	230,760	0	(651)	0	0	4.375	3.965	AO	4,120	7,656	04/05/2023	10/31/2024
0019999999	Subtotal - Bonds - U.S. Governments - Issuer Obligations					326,562,800	XXX	324,957,586	327,075,000	326,993,736	0	292,121	0	0	XXX	XXX	XXX	1,793,229	4,865,721	XXX	XXX
0109999999	Total - U.S. Government Bonds					326,562,800	XXX	324,957,586	327,075,000	326,993,736	0	292,121	0	0	XXX	XXX	XXX	1,793,229	4,865,721	XXX	XXX
BH7282-32-1	AUSTRALIAN GOVERNMENT		B		1.A FE	98,870,662	65.5100	103,086,529	106,500,949	103,085,765	0	2,161,848	0	1,642,031	0.250	3.958	MN	29,990	169,215	07/07/2023	11/21/2024
EJ2445-P3-8	AUSTRALIAN GOVERNMENT		B		1.A FE	28,045,762	67.3870	26,911,087	27,027,932	27,015,928	0	38,675	0	(228,447)	2.750	2.897	AO	146,217	716,968	07/13/2023	04/31/2024
EJ6791-30-9	AUSTRALIAN GOVERNMENT		B		1.A FE	28,168,270	67.1440	28,741,187	28,970,343	28,968,857	0	1,067	0	124,308	3.250	3.253	AO	185,220	908,220	11/30/2022	04/21/2025
0219999999	Subtotal - Bonds - All Other Governments - Issuer Obligations					155,084,694	XXX	158,738,803	162,499,224	159,070,550	0	2,201,590	0	1,537,892	XXX	XXX	XXX	361,427	1,794,403	XXX	XXX
0309999999	Total - All Other Government Bonds					155,084,694	XXX	158,738,803	162,499,224	159,070,550	0	2,201,590	0	1,537,892	XXX	XXX	XXX	361,427	1,794,403	XXX	XXX
0509999999	Total - U.S. States, Territories and Possessions Bonds					0	XXX	0	0	0	0	0	0	0	XXX	XXX	XXX	0	0	XXX	XXX
0709999999	Total - U.S. Political Subdivisions Bonds					0	XXX	0	0	0	0	0	0	0	XXX	XXX	XXX	0	0	XXX	XXX
313596-50-5	FANNIE MAE 94 40 FC			4	1.A FE	135	99.9180	135	135	135	0	(1)	0	0	5.952	4.407	MON	0	0	08/25/1998	03/25/2024
0829999999	Subtotal - Bonds - U.S. Special Revenues - Residential Mortgage-Backed Securities					135	XXX	135	135	135	0	(1)	0	0	XXX	XXX	XXX	0	7	XXX	XXX
0909999999	Total - U.S. Special Revenues Bonds					135	XXX	135	135	135	0	(1)	0	0	XXX	XXX	XXX	0	7	XXX	XXX
337358-BD-6	WELLS FARGO & CO				2.B FE	8,082,800	108.3060	8,664,504	8,000,000	8,000,000	0	0	0	0	6.550	6.350	AO	110,622	524,000	05/07/1999	10/15/2035
456866-AM-4	INGERSOLL-RAND CO			1	2.A FE	3,107,427	104.8700	3,146,112	3,000,000	3,000,000	0	0	0	0	6.443	5.570	MN	24,698	193,290	01/01/2003	11/15/2027
597433-AC-5	HSBC BANK PLC		D		2.A FE	2,048,860	101.6700	2,033,408	2,000,000	2,000,000	0	0	0	0	7.650	7.302	MN	25,500	153,000	04/01/1997	05/01/2025
638585-BC-2	BANK OF AMERICA CORP				2.A FE	3,336,074	108.9320	3,485,821	3,200,000	3,200,000	0	0	0	0	6.975	5.808	MS	70,680	223,200	01/01/2003	03/07/2037
674599-DN-2	OCCIDENTAL PETROLEUM CORP				2.C FE	6,112,483	104.2500	5,113,463	4,905,000	5,416,899	0	(171,767)	0	0	7.500	3.536	AO	77,663	367,875	09/18/2019	10/15/2026
867914-AH-6	TRUIST FINANCIAL CORP				1.G FE	4,048,135	101.5040	4,161,668	4,100,000	4,092,312	0	3,299	0	0	6.000	6.096	FA	92,933	246,000	05/05/1999	02/15/2026
92931D-AE-2	PL LK DISTR/WESTERN PWR		D	1	2.B FE	8,562,500	105.0680	13,133,475	12,500,000	10,628,862	0	268,135	0	0	7.375	11.414	JD	40,972	921,875	02/04/2009	12/15/2028
1019999999	Subtotal - Bonds - Industrial and Miscellaneous (Unaffiliated) - Issuer Obligations					35,298,279	XXX	39,738,451	37,705,000	36,338,073	0	99,667	0	0	XXX	XXX	XXX	443,068	2,629,240	XXX	XXX
073919-AN-2	SACO I TRUST 97 2 AWAC			2.4	1.D Z	1	100.0000	1	1	1	0	0	0	0	1.726	5.719	MON	0	1,469	11/03/1997	08/25/2036
1029999999	Subtotal - Bonds - Industrial and Miscellaneous (Unaffiliated) - Residential Mortgage-Backed Securities					1	XXX	1	1	1	0	0	0	0	XXX	XXX	XXX	0	1,469	XXX	XXX
1109999999	Total - Industrial and Miscellaneous (Unaffiliated) Bonds					35,298,280	XXX	39,738,452	37,705,001	36,338,074	0	99,667	0	0	XXX	XXX	XXX	443,068	2,630,709	XXX	XXX
1309999999	Total - Hybrid Securities					0	XXX	0	0	0	0	0	0	0	XXX	XXX	XXX	0	0	XXX	XXX
1509999999	Total - Parent, Subsidiaries and Affiliates Bonds					0	XXX	0	0	0	0	0	0	0	XXX	XXX	XXX	0	0	XXX	XXX
1909999999	Subtotal - Bonds - Unaffiliated Bank Loans					0	XXX	0	0	0	0	0	0	0	XXX	XXX	XXX	0	0	XXX	XXX
2419999999	Total - Issuer Obligations					516,945,773	XXX	523,434,840	527,279,224	522,402,359	0	2,593,378	0	1,537,892	XXX	XXX	XXX	2,597,724	9,289,364	XXX	XXX
2429999999	Total - Residential Mortgage-Backed Securities					136	XXX	136	136	136	0	(1)	0	0	XXX	XXX	XXX	0	1,476	XXX	XXX
2439999999	Total - Commercial Mortgage-Backed Securities					0	XXX	0	0	0	0	0	0	0	XXX	XXX	XXX	0	0	XXX	XXX
2449999999	Total - Other Loan-Backed and Structured Securities					0	XXX	0	0	0	0	0	0	0	XXX	XXX	XXX	0	0	XXX	XXX
2459999999	Total - SVO Identified Funds					0	XXX	0	0	0	0	0	0	0	XXX	XXX	XXX	0	0	XXX	XXX
2469999999	Total - Affiliated Bank Loans					0	XXX	0	0	0	0	0	0	0	XXX	XXX	XXX	0	0	XXX	XXX

E10

ANNUAL STATEMENT FOR THE YEAR 2023 OF THE General Re Life Corporation

**SCHEDULE D - PART 1**

Showing All Long-Term BONDS Owned December 31 of Current Year

1	2	Codes			6	7	Fair Value		10	11	Change in Book/Adjusted Carrying Value				Interest					Dates	
		3	4	5			8	9			12	13	14	15	16	17	18	19	20	21	22
CUSIP Identification	Description	C o d e	F o r e i g n	Bond Char	NAIC Designation, NAIC Designation Modifier and SVO Administrative Symbol	Actual Cost	Rate Used to Obtain Fair Value	Fair Value	Par Value	Book/ Adjusted Carrying Value	Unrealized Valuation Increase/ (Decrease)	Current Year's (Amortization)/ Accretion	Current Year's Other-Than-Temporary Impairment Recognized	Total Foreign Exchange Change in Book/ Adjusted Carrying Value	Rate of	Effective Rate of	When Paid	Admitted Amount Due and Accrued	Amount Received During Year	Acquired	Stated Contractual Maturity Date
2479999999	Total - Unaffiliated Bank Loans					0	XXX	0	0	0	0	0	0	0	XXX	XXX	XXX	0	0	XXX	XXX
2489999999	Total - Unaffiliated Certificates of Deposit					0	XXX	0	0	0	0	0	0	0	XXX	XXX	XXX	0	0	XXX	XXX
2509999999	Total Bonds					516,945,909	XXX	523,434,976	527,279,360	522,402,495	0	2,593,377	0	1,537,892	XXX	XXX	XXX	2,597,724	9,290,840	XXX	XXX

1. Line Book/Adjusted Carrying Value by NAIC Designation Category Footnote:

Number	1A	1A ..\$	486,064,421	1B ..\$	0	1C ..\$	0	1D ..\$	1	1E ..\$	0	1F ..\$	0	1G ..\$	4,092,312
	1B	2A ..\$	8,200,000	2B ..\$	18,628,862	2C ..\$	5,416,899								
	1C	3A ..\$	0	3B ..\$	0	3C ..\$	0								
	1D	4A ..\$	0	4B ..\$	0	4C ..\$	0								
	1E	5A ..\$	0	5B ..\$	0	5C ..\$	0								
	1F	6 ..\$	0												

E10.1

ANNUAL STATEMENT FOR THE YEAR 2023 OF THE General Re Life Corporation

**SCHEDULE D - PART 2 - SECTION 1**

Showing All PREFERRED STOCKS Owned December 31 of Current Year

1 CUSIP Identi- fication	2 Description	3 Codes		5 Number of Shares	6 Par Value Per Share	7 Rate Per Share	8 Book/ Adjusted Carrying Value	9 Fair Value		11 Actual Cost	12 Dividends			13 Change in Book/Adjusted Carrying Value				20 NAIC Desig- nation, NAIC Desig- nation Modifier and SVO Admini- strative Symbol	21 Date Acquired	
		3 Code	4 For- eign					9 Rate Per Share Used to Obtain Fair Value	10 Fair Value		12 Declared but Unpaid	13 Amount Received During Year	14 Nonadmitted Declared But Unpaid	15 Unrealized Valuation Increase/ (Decrease)	16 Current Year's (Amor- tization)/ Accretion	17 Current Year's Other-Than- Temporary Impairment Recognized	18 Total Change in Book/Adjusted Carrying Value (15 + 16 - 17)			19 Total Foreign Exchange Change in Book/ Adjusted Carrying Value
4109999999	Total - Preferred Stock - Industrial and Miscellaneous (Unaffiliated)						0	XXX	0	0	0	0	0	0	0	0	0	0	XXX	XXX
4409999999	Total - Preferred Stock - Parent, Subsidiaries and Affiliates						0	XXX	0	0	0	0	0	0	0	0	0	0	XXX	XXX
4509999999	Total Preferred Stocks						0	XXX	0	0	0	0	0	0	0	0	0	0	XXX	XXX

E11

1. Line Book/Adjusted Carrying Value by NAIC Designation Category Footnote:  
 Number  
 1A 1A ..\$ .....0 1B ..\$ .....0 1C ..\$ .....0 1D ..\$ .....0 1E ..\$ .....0 1F ..\$ .....0 1G ..\$ .....0  
 1B 2A ..\$ .....0 2B ..\$ .....0 2C ..\$ .....0  
 1C 3A ..\$ .....0 3B ..\$ .....0 3C ..\$ .....0  
 1D 4A ..\$ .....0 4B ..\$ .....0 4C ..\$ .....0  
 1E 5A ..\$ .....0 5B ..\$ .....0 5C ..\$ .....0  
 1F 6 ..\$ .....0

ANNUAL STATEMENT FOR THE YEAR 2023 OF THE General Re Life Corporation

**SCHEDULE D - PART 2 - SECTION 2**

Showing All COMMON STOCKS Owned December 31 of Current Year

1 CUSIP Identi- fication	2 Description	Codes		5 Number of Shares	6 Book/ Adjusted Carrying Value	Fair Value		9 Actual Cost	Dividends			Change in Book/Adjusted Carrying Value				17 Date Acquired	18 NAIC Design- ation, NAIC Design- ation Modifier and SVO Admini- strative Symbol	
		3 Code	4 For- eign			7 Rate Per Share Used to Obtain Fair Value	8 Fair Value		10 Declared but Unpaid	11 Amount Received During Year	12 Nonadmitted Declared But Unpaid	13 Unrealized Valuation Increase/ (Decrease)	14 Current Year's Other-Than- Temporary Impairment Recognized	15 Total Change in Book/Adjusted Carrying Value (13 - 14)	16 Total Foreign Exchange Change in Book/Adjusted Carrying Value			
5109999999	Total - Common Stock - Industrial and Miscellaneous (Unaffiliated)				0	XXX	0	0	0	0	0	0	0	0	0	0	XXX	XXX
5409999999	Total - Common Stocks - Mutual Funds				0	XXX	0	0	0	0	0	0	0	0	0	0	XXX	XXX
5609999999	Total - Common Stocks - Unit Investment Trusts				0	XXX	0	0	0	0	0	0	0	0	0	0	XXX	XXX
5809999999	Total - Common Stocks - Closed-End Funds				0	XXX	0	0	0	0	0	0	0	0	0	0	XXX	XXX
45166*-10-5 ...	IDEAL LIFE INSURANCE COMPANY			200,000,000.000	19,208,644	77.790	19,208,644	7,400,000				327,736		327,736		01/01/1981		
5929999999	Subtotal - Common Stock - Parent, Subsidiaries and Affiliates Other				19,208,644	XXX	19,208,644	7,400,000	0	0	0	327,736	0	327,736	0	XXX	XXX	
5979999999	Total - Common Stocks - Parent, Subsidiaries and Affiliates				19,208,644	XXX	19,208,644	7,400,000	0	0	0	327,736	0	327,736	0	XXX	XXX	
5989999999	Total Common Stocks				19,208,644	XXX	19,208,644	7,400,000	0	0	0	327,736	0	327,736	0	XXX	XXX	
5999999999	Total Preferred and Common Stocks				19,208,644	XXX	19,208,644	7,400,000	0	0	0	327,736	0	327,736	0	XXX	XXX	

1. Line Book/Adjusted Carrying Value by NAIC Designation Category Footnote:  
 Number  
 1A 1A ..\$ .....0 1B ..\$ .....0 1C ..\$ .....0 1D ..\$ .....0 1E ..\$ .....0 1F ..\$ .....0 1G ..\$ .....0  
 1B 2A ..\$ .....0 2B ..\$ .....0 2C ..\$ .....0  
 1C 3A ..\$ .....0 3B ..\$ .....0 3C ..\$ .....0  
 1D 4A ..\$ .....0 4B ..\$ .....0 4C ..\$ .....0  
 1E 5A ..\$ .....0 5B ..\$ .....0 5C ..\$ .....0  
 1F 6 ..\$ .....0

E12

ANNUAL STATEMENT FOR THE YEAR 2023 OF THE General Re Life Corporation

**SCHEDULE D - PART 3**

Showing All Long-Term Bonds and Stocks ACQUIRED During Current Year

1 CUSIP Identification	2 Description	3 Foreign	4 Date Acquired	5 Name of Vendor	6 Number of Shares of Stock	7 Actual Cost	8 Par Value	9 Paid for Accrued Interest and Dividends
912828-WJ-5 .....	UNITED STATES TREASURY NOTE .....		03/07/2023 .....	VARIOUS .....		5,935,464	6,115,000	38,810
91282C-FQ-9 .....	UNITED STATES TREASURY NOTE .....		05/01/2023 .....	NOMURA SECURITIES INTERNATIONAL INC. ....		341,248	340,000	4,390
<b>0109999999. Subtotal - Bonds - U.S. Governments</b>						6,276,712	6,455,000	43,200
BH7282-32-1 .....	AUSTRALIAN GOVERNMENT .....	B.....	07/07/2023 .....	COMMONWEALTH BANK OF AUSTRALIA .....		68,233,286	74,223,552	25,269
EJ2445-69-4 .....	AUSTRALIAN GOVERNMENT .....	B.....	01/13/2023 .....	COMMONWEALTH BANK OF AUSTRALIA .....		10,386,715	10,200,970	69,400
<b>0309999999. Subtotal - Bonds - All Other Governments</b>						78,620,001	84,424,522	94,669
<b>2509999997. Total - Bonds - Part 3</b>						84,896,713	90,879,522	137,869
<b>2509999998. Total - Bonds - Part 5</b>						0	0	0
<b>2509999999. Total - Bonds</b>						84,896,713	90,879,522	137,869
<b>4509999997. Total - Preferred Stocks - Part 3</b>						0	XXX	0
<b>4509999998. Total - Preferred Stocks - Part 5</b>						0	XXX	0
<b>4509999999. Total - Preferred Stocks</b>						0	XXX	0
<b>5989999997. Total - Common Stocks - Part 3</b>						0	XXX	0
<b>5989999998. Total - Common Stocks - Part 5</b>						0	XXX	0
<b>5989999999. Total - Common Stocks</b>						0	XXX	0
<b>5999999999. Total - Preferred and Common Stocks</b>						0	XXX	0
.....								
.....								
.....								
.....								
.....								
<b>6009999999 - Totals</b>						84,896,713	XXX	137,869

ANNUAL STATEMENT FOR THE YEAR 2023 OF THE General Re Life Corporation

**SCHEDULE D - PART 4**

Showing All Long-Term Bonds and Stocks SOLD, REDEEMED or Otherwise DISPOSED OF During Current Year

1	2	3	4	5	6	7	8	9	10	Change In Book/Adjusted Carrying Value					16	17	18	19	20	21		
										11	12	13	14	15								
CUSIP Identification	Description	Foreign	Disposal Date	Name of Purchaser	Number of Shares of Stock	Consideration	Par Value	Actual Cost	Prior Year Book/ Adjusted Carrying Value	Unrealized Valuation Increase/ (Decrease)	Current Year's (Amortization)/ Accretion	Current Year's Other-Than-Temporary Impairment Recognized	Total Change in Book/ Adjusted Carrying Value (11+12-13)	Total Foreign Exchange Change in Book/ Adjusted Carrying Value	Book/ Adjusted Carrying Value at Disposal Date	Foreign Exchange Gain (Loss) on Disposal	Realized Gain (Loss) on Disposal	Total Gain (Loss) on Disposal	Bond Interest/ Stock Dividends Received During Year	Stated Contractual Maturity Date		
912828-7F-1	UNITED STATES TREASURY NOTE		.01/01/2023	PRIOR PERIOD INCOME		0	0	0	0	0	0	0	0	0	0	0	0	0	0	39,594	07/31/2021	
912828-P3-8	UNITED STATES TREASURY NOTE		.01/31/2023	VARIOUS		2,615,000	2,615,000	2,679,464	2,618,443	0	(3,443)	0	(3,443)	0	2,615,000	0	0	0	0	30,107	01/31/2023	
912828-02-9	UNITED STATES TREASURY NOTE		.03/31/2023	VARIOUS		216,000	216,000	220,262	216,693	0	(693)	0	(693)	0	216,000	0	0	0	0	1,620	03/31/2023	
912828-R2-8	UNITED STATES TREASURY NOTE		.04/30/2023	VARIOUS		105,000	105,000	106,862	105,428	0	(428)	0	(428)	0	105,000	0	0	0	0	2,559	04/30/2023	
912828-28-6	US TREASURY N/B		.02/15/2023	VARIOUS		3,160,000	3,160,000	3,217,039	3,164,801	0	(4,801)	0	(4,801)	0	3,160,000	0	0	0	0	39,119	02/15/2023	
<b>0109999999. Subtotal - Bonds - U.S. Governments</b>						6,096,000	6,096,000	6,223,627	6,105,365	0	(9,365)	0	(9,365)	0	6,096,000	0	0	0	0	112,999	XXX	
E16831-48-7	AUSTRALIAN GOVERNMENT	B	.04/06/2023	COMMONWEALTH BANK OF AUSTRALIA		55,242,603	55,551,860	65,366,756	55,865,696	0	(872,174)	0	(872,174)	5,229,443	60,222,965	(4,907,888)	(72,474)	(4,980,362)	1,405,449	04/21/2023		
<b>0309999999. Subtotal - Bonds - All Other Governments</b>						55,242,603	55,551,860	65,366,756	55,865,696	0	(872,174)	0	(872,174)	5,229,443	60,222,965	(4,907,888)	(72,474)	(4,980,362)	1,405,449	XXX		
31359E-GE-5	FANNIE MAE 93 179 FJ		.10/25/2023	MBS PAYDOWN 100.0000		1,545	1,545	1,596	1,596	0	(51)	0	(51)	0	1,545	0	0	0	0	34	10/25/2023	
31359G-50-5	FANNIE MAE 94 40 FC		.12/25/2023	MBS PAYDOWN 100.0000		1,459	1,459	1,467	1,461	0	(3)	0	(3)	0	1,459	0	0	0	0	38	03/25/2024	
<b>0909999999. Subtotal - Bonds - U.S. Special Revenues</b>						3,004	3,004	3,063	3,057	0	(54)	0	(54)	0	3,004	0	0	0	0	72	XXX	
<b>2509999997. Total - Bonds - Part 4</b>						61,341,607	61,650,864	71,593,446	61,974,118	0	(881,593)	0	(881,593)	5,229,443	66,321,969	(4,907,888)	(72,474)	(4,980,362)	1,518,520	XXX		
<b>2509999998. Total - Bonds - Part 5</b>						0	0	0	0	0	0	0	0	0	0	0	0	0	0	0	0	XXX
<b>2509999999. Total - Bonds</b>						61,341,607	61,650,864	71,593,446	61,974,118	0	(881,593)	0	(881,593)	5,229,443	66,321,969	(4,907,888)	(72,474)	(4,980,362)	1,518,520	XXX		
<b>4509999997. Total - Preferred Stocks - Part 4</b>						0	XXX	0	0	0	0	0	0	0	0	0	0	0	0	0	0	XXX
<b>4509999998. Total - Preferred Stocks - Part 5</b>						0	XXX	0	0	0	0	0	0	0	0	0	0	0	0	0	0	XXX
<b>4509999999. Total - Preferred Stocks</b>						0	XXX	0	0	0	0	0	0	0	0	0	0	0	0	0	0	XXX
<b>5989999997. Total - Common Stocks - Part 4</b>						0	XXX	0	0	0	0	0	0	0	0	0	0	0	0	0	0	XXX
<b>5989999998. Total - Common Stocks - Part 5</b>						0	XXX	0	0	0	0	0	0	0	0	0	0	0	0	0	0	XXX
<b>5989999999. Total - Common Stocks</b>						0	XXX	0	0	0	0	0	0	0	0	0	0	0	0	0	0	XXX
<b>5999999999. Total - Preferred and Common Stocks</b>						0	XXX	0	0	0	0	0	0	0	0	0	0	0	0	0	0	XXX
<b>6009999999 - Totals</b>						61,341,607	XXX	71,593,446	61,974,118	0	(881,593)	0	(881,593)	5,229,443	66,321,969	(4,907,888)	(72,474)	(4,980,362)	1,518,520	XXX		



ANNUAL STATEMENT FOR THE YEAR 2023 OF THE General Re Life Corporation

**SCHEDULE D - PART 5**

Showing All Long-Term Bonds and Stocks ACQUIRED During Year and Fully DISPOSED OF During Current Year

1 CUSIP Identi- fication	2 Description	3 For- eign	4 Date Acquired	5 Name of Vendor	6 Disposal Date	7 Name of Purchaser	8 Par Value (Bonds) or Number of Shares (Stock)	9 Actual Cost	10 Consid- eration	11 Book/ Adjusted Carrying Value at Disposal	Change in Book/Adjusted Carrying Value					17 Foreign Exchange Gain (Loss) on Disposal	18 Realized Gain (Loss) on Disposal	19 Total Gain (Loss) on Disposal	20 Interest and Dividends Received During Year	21 Paid for Accrued Interest and Dividends	
											12 Unrealized Valuation Increase/ (Decrease)	13 Current Year's (Amort- ization)/ Accretion	14 Current Year's Other- Than- Temporary Impairment Recognized	15 Total Change in Book/ Adjusted Carrying Valu (12 + 13 - 14)	16 Total Foreign Exchange Change in Book/ Adjusted Carrying Value						
2509999998. Total - Bonds							0	0	0	0	0	0	0	0	0	0	0	0	0	0	0
4509999998. Total - Preferred Stocks							0	0	0	0	0	0	0	0	0	0	0	0	0	0	0
5989999998. Total - Common Stocks							0	0	0	0	0	0	0	0	0	0	0	0	0	0	
5999999999. Total - Preferred and Common Stocks							0	0	0	0	0	0	0	0	0	0	0	0	0	0	
6009999999 - Totals							0	0	0	0	0	0	0	0	0	0	0	0	0	0	

E15



ANNUAL STATEMENT FOR THE YEAR 2023 OF THE General Re Life Corporation

**SCHEDULE DA - PART 1**

Showing All SHORT-TERM INVESTMENTS Owned December 31 of Current Year

1	Codes		4	5	6	7	Change in Book/Adjusted Carrying Value				12	13	Interest					20	
	2	3					8	9	10	11			14	15	16	17	18		19
Description	Code	For- eign	Date Acquired	Name of Vendor	Maturity Date	Book/ Adjusted Carrying Value	Unrealized Valuation Increase/ (Decrease)	Current Year's (Amor- tization)/ Accretion	Current Year's Other- Than- Temporary Impairment Recognized	Total Foreign Exchange Change in Book/ Adjusted Carrying Value	Par Value	Actual Cost	Amount Due and Accrued Dec. 31 of Current Year on Bond Not in Default	Non- Admitted Due and Accrued	Rate of	Effective Rate of	When Paid	Amount Received During Year	Paid for Accrued Interest
TREASURY BILL	@		10/16/2023	BNP PARIBAS SECURITIES CORP.	04/18/2024	245,998,750	0	2,741,598	0	0	250,000,000	243,257,153	0	0	0.000	5.483	N/A	0	0
TREASURY BILL	@		02/23/2023	BNP PARIBAS SECURITIES CORP.	02/22/2024	74,480,542	0	3,116,750	0	0	75,000,000	71,363,792	0	0	0.000	5.039	N/A	0	0
TREASURY BILL	@		07/24/2023	BNP PARIBAS SECURITIES CORP.	01/25/2024	59,789,200	0	1,387,767	0	0	60,000,000	58,401,433	0	0	0.000	5.414	N/A	0	0
TREASURY BILL	@		07/31/2023	BNP PARIBAS SECURITIES CORP.	02/01/2024	604,245,398	0	13,417,565	0	0	607,000,000	590,827,833	0	0	0.000	5.414	N/A	0	0
TREASURY BILL	@SD		08/07/2023	BNP PARIBAS SECURITIES CORP.	02/01/2024	7,157,387	0	158,558	0	0	7,190,000	6,998,829	0	0	0.000	5.411	N/A	0	0
TREASURY BILL	@		08/07/2023	BNP PARIBAS SECURITIES CORP.	02/08/2024	407,721,425	0	8,634,600	0	0	410,000,000	399,086,825	0	0	0.000	5.409	N/A	0	0
TREASURY BILL	@		08/14/2023	BNP PARIBAS SECURITIES CORP.	02/15/2024	87,418,100	0	1,771,562	0	0	88,000,000	85,646,538	0	0	0.000	5.435	N/A	0	0
TREASURY BILL	@		09/11/2023	BNP PARIBAS SECURITIES CORP.	03/14/2024	915,058,822	0	14,843,679	0	0	925,000,000	900,215,143	0	0	0.000	5.446	N/A	0	0
TREASURY BILL	@		09/26/2023	BNP PARIBAS SECURITIES CORP.	03/28/2024	49,358,134	0	700,889	0	0	50,000,000	48,657,244	0	0	0.000	5.459	N/A	0	0
TREASURY BILL	@		10/10/2023	BNP PARIBAS SECURITIES CORP.	04/11/2024	226,567,121	0	2,753,100	0	0	230,000,000	223,814,021	0	0	0.000	5.467	N/A	0	0
TREASURY BILL	@		09/18/2023	BNP PARIBAS SECURITIES CORP.	03/21/2024	280,655,110	0	4,264,731	0	0	284,000,000	276,390,379	0	0	0.000	5.446	N/A	0	0
0019999999. Subtotal - Bonds - U.S. Governments - Issuer Obligations						2,958,449,989	0	53,790,799	0	0	2,986,190,000	2,904,659,190	0	0	XXX	XXX	XXX	0	0
0109999999. Total - U.S. Government Bonds						2,958,449,989	0	53,790,799	0	0	2,986,190,000	2,904,659,190	0	0	XXX	XXX	XXX	0	0
CANADA T-BILL	@SD		06/22/2023	BMO CAPITAL MARKETS CORP.	06/20/2024	23,117,944	0	623,313	0	(293,797)	23,666,116	22,788,428	0	0	0.000	5.200	N/A	0	0
CANADA T-BILL	@SD		03/17/2023	NATIONAL BANK OF CANADA FINANCIAL INC.	02/29/2024	11,633,356	0	358,880	0	330,411	11,709,289	10,944,065	0	0	0.000	4.150	N/A	0	0
CANADA T-BILL	@SD		09/14/2023	NATIONAL BANK OF CANADA FINANCIAL INC.	09/12/2024	23,713,914	0	357,846	0	422,290	24,566,254	22,933,778	0	0	0.000	5.225	N/A	0	0
CANADA T-BILL	@SD		12/07/2023	NATIONAL BANK OF CANADA FINANCIAL INC.	12/05/2024	163,501,342	0	519,418	0	2,484,515	170,653,326	160,497,409	0	0	0.000	4.677	N/A	0	0
AUSTRALIA T-BILL	@	B	11/23/2023	VARIOUS	04/12/2024	30,792,995	0	134,542	0	1,023,620	31,166,553	29,634,832	0	0	0.000	4.361	N/A	0	0
AUSTRALIA T-BILL	@	B	12/14/2023	WESTPAC BANKING CORPORATION	05/10/2024	33,946,151	0	92,771	0	1,087,992	34,469,327	32,765,388	0	0	0.000	4.339	N/A	0	0
0219999999. Subtotal - Bonds - All Other Governments - Issuer Obligations						286,705,702	0	2,086,770	0	5,055,031	296,230,865	279,563,900	0	0	XXX	XXX	XXX	0	0
0309999999. Total - All Other Government Bonds						286,705,702	0	2,086,770	0	5,055,031	296,230,865	279,563,900	0	0	XXX	XXX	XXX	0	0
0509999999. Total - U.S. States, Territories and Possessions Bonds						0	0	0	0	0	0	0	0	0	XXX	XXX	XXX	0	0
0709999999. Total - U.S. Political Subdivisions Bonds						0	0	0	0	0	0	0	0	0	XXX	XXX	XXX	0	0
0909999999. Total - U.S. Special Revenues Bonds						0	0	0	0	0	0	0	0	0	XXX	XXX	XXX	0	0
1109999999. Total - Industrial and Miscellaneous (Unaffiliated) Bonds						0	0	0	0	0	0	0	0	0	XXX	XXX	XXX	0	0
1309999999. Total - Hybrid Securities						0	0	0	0	0	0	0	0	0	XXX	XXX	XXX	0	0
1509999999. Total - Parent, Subsidiaries and Affiliates Bonds						0	0	0	0	0	0	0	0	0	XXX	XXX	XXX	0	0
1909999999. Subtotal - Unaffiliated Bank Loans						0	0	0	0	0	0	0	0	0	XXX	XXX	XXX	0	0
2419999999. Total - Issuer Obligations						3,245,155,691	0	55,877,569	0	5,055,031	3,282,420,865	3,184,223,090	0	0	XXX	XXX	XXX	0	0
2429999999. Total - Residential Mortgage-Backed Securities						0	0	0	0	0	0	0	0	0	XXX	XXX	XXX	0	0
2439999999. Total - Commercial Mortgage-Backed Securities						0	0	0	0	0	0	0	0	0	XXX	XXX	XXX	0	0
2449999999. Total - Other Loan-Backed and Structured Securities						0	0	0	0	0	0	0	0	0	XXX	XXX	XXX	0	0
2459999999. Total - SVO Identified Funds						0	0	0	0	0	0	0	0	0	XXX	XXX	XXX	0	0
2469999999. Total - Affiliated Bank Loans						0	0	0	0	0	0	0	0	0	XXX	XXX	XXX	0	0
2479999999. Total - Unaffiliated Bank Loans						0	0	0	0	0	0	0	0	0	XXX	XXX	XXX	0	0
2509999999. Total Bonds						3,245,155,691	0	55,877,569	0	5,055,031	3,282,420,865	3,184,223,090	0	0	XXX	XXX	XXX	0	0
7109999999. Total - Parent, Subsidiaries and Affiliates						0	0	0	0	0	XXX	0	0	0	XXX	XXX	XXX	0	0
7709999999 - Totals						3,245,155,691	0	55,877,569	0	5,055,031	XXX	3,184,223,090	0	0	XXX	XXX	XXX	0	0

1. Line Book/Adjusted Carrying Value by NAIC Designation Category Footnote:  
 Number  
 1A 1A ...\$ 3,245,155,691 1B ..\$ ..... 0 1C ..\$ ..... 0 1D ..\$ ..... 0 1E ..\$ ..... 0 1F ..\$ ..... 0 1G ..\$ ..... 0  
 1B 2A ...\$ ..... 0 2B ..\$ ..... 0 2C ..\$ ..... 0  
 1C 3A ...\$ ..... 0 3B ..\$ ..... 0 3C ..\$ ..... 0  
 1D 4A ...\$ ..... 0 4B ..\$ ..... 0 4C ..\$ ..... 0  
 1E 5A ...\$ ..... 0 5B ..\$ ..... 0 5C ..\$ ..... 0  
 1F 6 .....\$ ..... 0

Schedule DB - Part A - Section 1 - Options, Caps, Floors, Collars, Swaps and Forwards Open

**N O N E**

Schedule DB - Part A - Section 2 - Options, Caps, Floors, Collars, Swaps and Forwards Terminated

**N O N E**

Schedule DB - Part B - Section 1 - Futures Contracts Open

**N O N E**

Schedule DB - Part B - Section 1B - Brokers with whom cash deposits have been made

**N O N E**

Schedule DB - Part B - Section 2 - Futures Contracts Terminated

**N O N E**

Schedule DB - Part D - Section 1 - Counterparty Exposure for Derivative Instruments Open

**N O N E**

Schedule DB - Part D-Section 2 - Collateral for Derivative Instruments Open - Pledged By

**N O N E**

Schedule DB - Part D-Section 2 - Collateral for Derivative Instruments Open - Pledged To

**N O N E**

Schedule DB - Part E - Derivatives Hedging Variable Annuity Guarantees as of December 31 of  
Current Year

**N O N E**

Schedule DL - Part 1 - Reinvested Collateral Assets Owned

**N O N E**

Schedule DL - Part 2 - Reinvested Collateral Assets Owned

**N O N E**

ANNUAL STATEMENT FOR THE YEAR 2023 OF THE General Re Life Corporation

**SCHEDULE E - PART 1 - CASH**

1	2	3	4	5	6	7
Depository	Code	Rate of Interest	Amount of Interest Received During Year	Amount of Interest Accrued December 31 of Current Year	Balance	*
ANZ Bank ..... Richmond Vic, Australia .....					43,168,888	.XXX.
ANZ Bank ..... Mumbai, India .....					137,081	.XXX.
Bank of New York (Custody) ..... New York, NY .....					14,258	.XXX.
CIBC Mellon (Custody - CAD Trust) ..... Toronto, ON Canada .....					18,277	.XXX.
Deutsche Bank ..... London, England .....					408	.XXX.
Deutsche Bank ..... London, England .....					13,152,520	.XXX.
Deutsche Bank ..... New York, NY .....					572,504	.XXX.
Northern Trust - Lockbox ..... Chicago, IL .....					1,485,403	.XXX.
First Nat'l Bank of Omaha—FBO Lincoln Nat'l LTC ..... Omaha, NE .....					75,857	.XXX.
First Nat'l Bank of Omaha—FBO Lincoln Nat'l LTC ..... Omaha, NE .....					910,423	.XXX.
Royal Bank of Canada ..... Toronto, ON Canada .....					1,694,551	.XXX.
Royal Bank of Canada ..... Toronto, ON Canada .....					4,333,925	.XXX.
0199998 Deposits in ... depositories which do not exceed the allowable limit in any one depository (See instructions) - open depositories	XXX	XXX				XXX
0199999. Totals - Open Depositories	XXX	XXX	0	0	65,564,095	XXX
0299998 Deposits in ... depositories which do not exceed the allowable limit in any one depository (See instructions) - suspended depositories	XXX	XXX				XXX
0299999. Totals - Suspended Depositories	XXX	XXX	0	0	0	XXX
0399999. Total Cash on Deposit	XXX	XXX	0	0	65,564,095	XXX
0499999. Cash in Company's Office	XXX	XXX	XXX	XXX		XXX
0599999 Total - Cash	XXX	XXX	0	0	65,564,095	XXX

**TOTALS OF DEPOSITORY BALANCES ON THE LAST DAY OF EACH MONTH DURING THE CURRENT YEAR**

1. January.....	53,436,396	4. April.....	15,472,746	7. July.....	38,348,783	10. October.....	92,431,105
2. February.....	27,012,266	5. May.....	30,757,117	8. August.....	62,628,115	11. November.....	59,317,327
3. March.....	134,822,089	6. June.....	50,121,201	9. September.....	88,873,971	12. December.....	65,564,094

ANNUAL STATEMENT FOR THE YEAR 2023 OF THE General Re Life Corporation  
**SCHEDULE E - PART 2 - CASH EQUIVALENTS**

Show Investments Owned December 31 of Current Year

1 CUSIP	2 Description	3 Code	4 Date Acquired	5 Rate of Interest	6 Maturity Date	7 Book/Adjusted Carrying Value	8 Amount of Interest Due and Accrued	9 Amount Received During Year
	GEN RE SHORT TERM POOL .....		12/04/2023	5.370	01/05/2024	62,473,265	0	283,123
	TREASURY BILL .....		12/21/2023	5.290	03/21/2024	29,652,000	0	47,850
0019999999	Subtotal - Bonds - U.S. Governments - Issuer Obligations					92,125,265	0	330,973
0109999999	Total - U.S. Government Bonds					92,125,265	0	330,973
0309999999	Total - All Other Government Bonds					0	0	0
0509999999	Total - U.S. States, Territories and Possessions Bonds					0	0	0
0709999999	Total - U.S. Political Subdivisions Bonds					0	0	0
0909999999	Total - U.S. Special Revenues Bonds					0	0	0
1109999999	Total - Industrial and Miscellaneous (Unaffiliated) Bonds					0	0	0
1309999999	Total - Hybrid Securities					0	0	0
1509999999	Total - Parent, Subsidiaries and Affiliates Bonds					0	0	0
1909999999	Subtotal - Unaffiliated Bank Loans					0	0	0
2419999999	Total - Issuer Obligations					92,125,265	0	330,973
2429999999	Total - Residential Mortgage-Backed Securities					0	0	0
2439999999	Total - Commercial Mortgage-Backed Securities					0	0	0
2449999999	Total - Other Loan-Backed and Structured Securities					0	0	0
2459999999	Total - SVO Identified Funds					0	0	0
2469999999	Total - Affiliated Bank Loans					0	0	0
2479999999	Total - Unaffiliated Bank Loans					0	0	0
2509999999	Total Bonds					92,125,265	0	330,973
38142B-50-0	GOLDMAN SACH FIN SQ TR IN-INST .....		12/04/2023	0.000		36,117,024	0	0
8209999999	Subtotal - Exempt Money Market Mutual Funds - as Identified by the SVO					36,117,024	0	0
8609999999	Total Cash Equivalents					128,242,289	0	330,973

1. Line Book/Adjusted Carrying Value by NAIC Designation Category Footnote:

Number	1A	1B	1C	1D	1E	1F	1G
1A	1A ..\$ 29,652,000	1B ..\$ 0	1C ..\$ 0	1D ..\$ 0	1E ..\$ 0	1F ..\$ 0	1G ..\$ 0
1B	2A ..\$ 0	2B ..\$ 0	2C ..\$ 0				
1C	3A ..\$ 0	3B ..\$ 0	3C ..\$ 0				
1D	4A ..\$ 0	4B ..\$ 0	4C ..\$ 0				
1E	5A ..\$ 62,473,265	5B ..\$ 0	5C ..\$ 0				
1F	6 ..\$ 0						

E28

ANNUAL STATEMENT FOR THE YEAR 2023 OF THE General Re Life Corporation

**SCHEDULE E - PART 3 - SPECIAL DEPOSITS**

States, Etc.	1 Type of Deposit	2 Purpose of Deposit	Deposits For the Benefit of All Policyholders		All Other Special Deposits		
			3 Book/Adjusted Carrying Value	4 Fair Value	5 Book/Adjusted Carrying Value	6 Fair Value	
1. Alabama	AL		0	0	0	0	
2. Alaska	AK		0	0	0	0	
3. Arizona	AZ		0	0	0	0	
4. Arkansas	AR	B	0	0	120,397	119,475	
5. California	CA	B ON DEPOSIT W/STATE OF CALIFORNIA	0	0	3,578,098	3,573,336	
6. Colorado	CO		0	0	0	0	
7. Connecticut	CT	B Statutory Requirement	1,506,403	1,504,563	0	0	
8. Delaware	DE		0	0	0	0	
9. District of Columbia	DC		0	0	0	0	
10. Florida	FL		0	0	0	0	
11. Georgia	GA	B Statutory Requirement	0	0	69,381	69,289	
12. Hawaii	HI		0	0	0	0	
13. Idaho	ID		0	0	0	0	
14. Illinois	IL		0	0	0	0	
15. Indiana	IN		0	0	0	0	
16. Iowa	IA		0	0	0	0	
17. Kansas	KS		0	0	0	0	
18. Kentucky	KY		0	0	0	0	
19. Louisiana	LA		0	0	0	0	
20. Maine	ME		0	0	0	0	
21. Maryland	MD		0	0	0	0	
22. Massachusetts	MA	B Statutory Requirement	0	0	118,787	118,781	
23. Michigan	MI		0	0	0	0	
24. Minnesota	MN		0	0	0	0	
25. Mississippi	MS		0	0	0	0	
26. Missouri	MO		0	0	0	0	
27. Montana	MT		0	0	0	0	
28. Nebraska	NE		0	0	0	0	
29. Nevada	NV		0	0	0	0	
30. New Hampshire	NH		0	0	0	0	
31. New Jersey	NJ		0	0	0	0	
32. New Mexico	NM	B Statutory Requirement	0	0	477,890	476,361	
33. New York	NY		0	0	0	0	
34. North Carolina	NC	B Statutory Requirement	0	0	416,288	415,734	
35. North Dakota	ND		0	0	0	0	
36. Ohio	OH		0	0	0	0	
37. Oklahoma	OK		0	0	0	0	
38. Oregon	OR		0	0	0	0	
39. Pennsylvania	PA		0	0	0	0	
40. Rhode Island	RI		0	0	0	0	
41. South Carolina	SC		0	0	0	0	
42. South Dakota	SD		0	0	0	0	
43. Tennessee	TN		0	0	0	0	
44. Texas	TX		0	0	0	0	
45. Utah	UT		0	0	0	0	
46. Vermont	VT		0	0	0	0	
47. Virginia	VA	B Statutory Requirement	0	0	123,895	123,730	
48. Washington	WA		0	0	0	0	
49. West Virginia	WV		0	0	0	0	
50. Wisconsin	WI		0	0	0	0	
51. Wyoming	WY		0	0	0	0	
52. American Samoa	AS		0	0	0	0	
53. Guam	GU		0	0	0	0	
54. Puerto Rico	PR		0	0	0	0	
55. U.S. Virgin Islands	VI		0	0	0	0	
56. Northern Mariana Islands	MP		0	0	0	0	
57. Canada	CAN	ST	0	0	221,966,563	221,966,563	
58. Aggregate Alien and Other	OT	XXX	0	0	6,998,829	6,998,829	
59. Subtotal	XXX	XXX	1,506,403	1,504,563	233,870,128	233,862,098	
DETAILS OF WRITE-INS							
5801. Trust account with client	ST	Client trust account			6,998,829	6,998,829	
5802.							
5803.							
5898. Summary of remaining write-ins for Line 58 from overflow page	XXX	XXX	0	0	0	0	
5899. Totals (Lines 5801 thru 5803 plus 5898)(Line 58 above)	XXX	XXX	0	0	6,998,829	6,998,829	